



See a Social Security Number? Say Something!  
Report Privacy Problems to <https://public.resource.org/privacy>  
Or call the IRS Identity Theft Hotline at 1-800-908-4490



Return of Private Foundation

or Section 4947(a)(1) Trust Treated as Private Foundation

Do not enter Social Security numbers on this form as it may be made public

Information about Form 990-PF and its separate instructions is at [www.irs.gov/form990pf](http://www.irs.gov/form990pf)

2013

Open to Public Inspection

For calendar year 2013 or tax year beginning MAR 1, 2013, and ending FEB 28, 2014

Name of foundation  
**NELSON FAMILY FOUNDATION**

Number and street (or P.O. box number if mail is not delivered to street address) Room/suite  
**C/O JOHN D. ISKRANT ESQ 1600 MARKET ST 3600**

City or town, state or province, country, and ZIP or foreign postal code  
**PHILADELPHIA, PA 19103**

G Check all that apply.  
☐ Initial return  
☐ Final return  
☐ Address change  
☐ Initial return of a former public charity  
☐ Amended return  
☐ Name change

H Check type of organization:  
☒ Section 501(c)(3) exempt private foundation  
☐ Section 4947(a)(1) nonexempt charitable trust  
☐ Other taxable private foundation

I Fair market value of all assets at end of year (from Part II, col (c), line 16)  
**\$ 1,455,405.** (Part I, column (d) must be on cash basis)

J Accounting method:  
☒ Cash  
☐ Accrual  
☐ Other (specify)

A Employer identification number  
**23-3064865**

B Telephone number  
**(404) 256-9114**

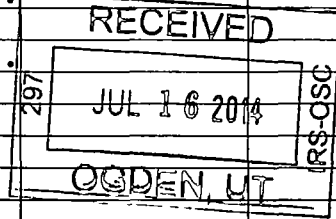
C If exemption application is pending, check here ☐

D 1. Foreign organizations, check here ☐  
 2. Foreign organizations meeting the 85% test, check here and attach computation ☐

E If private foundation status was terminated under section 507(b)(1)(A), check here ☐

F If the foundation is in a 60-month termination under section 507(b)(1)(B), check here ☐

Part I Analysis of Revenue and Expenses (The total of amounts in columns (b), (c), and (d) may not necessarily equal the amounts in column (a))		(a) Revenue and expenses per books	(b) Net investment income	(c) Adjusted net income	(d) Disbursements for charitable purposes (cash basis only)
Revenue	1 Contributions, gifts, grants, etc., received	1,844.		N/A	
	2 Check <input checked="" type="checkbox"/> if the foundation is not required to attach Sch B				
	3 Interest on savings and temporary cash investments	3.	3.		STATEMENT 1
	4 Dividends and interest from securities	30,936.	30,936.		STATEMENT 2
	5a Gross rents				
	b Net rental income or (loss)				
	6a Net gain or (loss) from sale of assets not on line 10	140,329.			
	b Gross sales price for all assets on line 6a	1,374,083.			
	7 Capital gain net income (from Part IV, line 2)		140,329.		
	8 Net short-term capital gain				
	9 Income modifications				
	10a Gross sales less returns and allowances				
Operating and Administrative Expenses	b Less Cost of goods sold				
	c Gross profit or (loss)				
	11 Other income				
	12 Total. Add lines 1 through 11	173,112.	171,268.		
	13 Compensation of officers, directors, trustees, etc	0.	0.		0.
	14 Other employee salaries and wages				
	15 Pension plans, employee benefits				
	16a Legal fees STMT 3	2,124.	637.		1,487.
	b Accounting fees				
	c Other professional fees STMT 4	11,995.	11,995.		0.
	17 Interest				
	18 Taxes STMT 5	1,163.	0.		0.
	19 Depreciation and depletion				
	20 Occupancy				
	21 Travel, conferences, and meetings				
	22 Printing and publications				
	23 Other expenses STMT 6	11,810.	0.		93.
	24 Total operating and administrative expenses Add lines 13 through 23	27,092.	12,632.		1,580.
	25 Contributions, gifts, grants paid	68,838.			68,838.
	26 Total expenses and disbursements. Add lines 24 and 25	95,930.	12,632.		70,418.
	27 Subtract line 26 from line 12:				
	a Excess of revenue over expenses and disbursements	77,182.			
	b Net investment income (if negative, enter -0-)		158,636.		
	c Adjusted net income (if negative, enter -0-)			N/A	



SCANNED JUL 29 2014

Part II Balance Sheets		Attached schedules and amounts in the description column should be for end-of-year amounts only		
		Beginning of year	End of year	
		(a) Book Value	(b) Book Value	(c) Fair Market Value
Assets	1 Cash - non-interest-bearing			
	2 Savings and temporary cash investments	50,893.	45,562.	45,562.
	3 Accounts receivable ▶ Less: allowance for doubtful accounts ▶			
	4 Pledges receivable ▶ Less: allowance for doubtful accounts ▶			
	5 Grants receivable			
	6 Receivables due from officers, directors, trustees, and other disqualified persons			
	7 Other notes and loans receivable ▶ Less: allowance for doubtful accounts ▶			
	8 Inventories for sale or use			
	9 Prepaid expenses and deferred charges			
	10a Investments - U.S. and state government obligations			
	b Investments - corporate stock <b>STMT 8</b>	1,264,476.	1,314,823.	1,379,852.
	c Investments - corporate bonds			
	11 Investments - land, buildings, and equipment basis ▶ Less: accumulated depreciation ▶			
	12 Investments - mortgage loans			
	13 Investments - other <b>STMT 9</b>	0.	31,146.	29,991.
	14 Land, buildings, and equipment: basis ▶ Less: accumulated depreciation ▶			
	15 Other assets (describe ▶ )			
	16 Total assets (to be completed by all filers - see the instructions. Also, see page 1, item 1)	1,315,369.	1,391,531.	1,455,405.
Liabilities	17 Accounts payable and accrued expenses			
	18 Grants payable			
	19 Deferred revenue			
	20 Loans from officers, directors, trustees, and other disqualified persons			
	21 Mortgages and other notes payable			
	22 Other liabilities (describe ▶ )			
	23 Total liabilities (add lines 17 through 22)	0.	0.	
Net Assets or Fund Balances	Foundations that follow SFAS 117, check here ▶ <input type="checkbox"/> and complete lines 24 through 26 and lines 30 and 31.			
	24 Unrestricted			
	25 Temporarily restricted			
	26 Permanently restricted Foundations that do not follow SFAS 117, check here ▶ <input checked="" type="checkbox"/> and complete lines 27 through 31.			
	27 Capital stock, trust principal, or current funds	0.	0.	
	28 Paid-in or capital surplus, or land, bldg., and equipment fund	0.	0.	
	29 Retained earnings, accumulated income, endowment, or other funds	1,315,369.	1,391,531.	
	30 Total net assets or fund balances	1,315,369.	1,391,531.	
	31 Total liabilities and net assets/fund balances	1,315,369.	1,391,531.	

**Part III Analysis of Changes in Net Assets or Fund Balances**

1 Total net assets or fund balances at beginning of year - Part II, column (a), line 30 (must agree with end-of-year figure reported on prior year's return)	1 1,315,369.
2 Enter amount from Part I, line 27a	2 77,182.
3 Other increases not included in line 2 (itemize) ▶	3 0.
4 Add lines 1, 2, and 3	4 1,392,551.
5 Decreases not included in line 2 (itemize) ▶ <b>SEE STATEMENT 7</b>	5 1,020.
6 Total net assets or fund balances at end of year (line 4 minus line 5) - Part II, column (b), line 30	6 1,391,531.

**Part IV Capital Gains and Losses for Tax on Investment Income**

(a) List and describe the kind(s) of property sold (e.g., real estate, 2-story brick warehouse; or common stock, 200 shs. MLC Co.)	(b) How acquired P - Purchase D - Donation	(c) Date acquired (mo., day, yr.)	(d) Date sold (mo., day, yr.)
1a SEE ATTACHED SCHEDULE	P		
b SEE ATTACHED SCHEDULE	P		
c SEE ATTACHED SCHEDULE	P		
d SEE ATTACHED SCHEDULE	P		
e CAPITAL GAINS DIVIDENDS			

(e) Gross sales price	(f) Depreciation allowed (or allowable)	(g) Cost or other basis plus expense of sale	(h) Gain or (loss) (e) plus (f) minus (g)
a 473,304.		469,588.	3,716.
b 790,043.		687,414.	102,629.
c 74,808.		69,000.	5,808.
d 11,123.		7,752.	3,371.
e 24,805.			24,805.

Complete only for assets showing gain in column (h) and owned by the foundation on 12/31/69

(i) F.M.V. as of 12/31/69	(j) Adjusted basis as of 12/31/69	(k) Excess of col. (i) over col. (j), if any	(l) Gains (Col. (h) gain minus col. (k), but not less than -0-) or Losses (from col. (h))
a			3,716.
b			102,629.
c			5,808.
d			3,371.
e			24,805.

2 Capital gain net income or (net capital loss)	{ If gain, also enter in Part I, line 7 If (loss), enter -0- in Part I, line 7 }	2	140,329.
3 Net short-term capital gain or (loss) as defined in sections 1222(5) and (6): If gain, also enter in Part I, line 8, column (c). If (loss), enter -0- in Part I, line 8	}	3	N/A

**Part V Qualification Under Section 4940(e) for Reduced Tax on Net Investment Income**

(For optional use by domestic private foundations subject to the section 4940(a) tax on net investment income.)

If section 4940(d)(2) applies, leave this part blank.

Was the foundation liable for the section 4942 tax on the distributable amount of any year in the base period?

☐ Yes ☒ No

If "Yes," the foundation does not qualify under section 4940(e). Do not complete this part.

1 Enter the appropriate amount in each column for each year; see the instructions before making any entries.

(a) Base period years Calendar year (or tax year beginning in)	(b) Adjusted qualifying distributions	(c) Net value of noncharitable-use assets	(d) Distribution ratio (col. (b) divided by col. (c))
2012	78,265.	1,387,825.	.056394
2011	84,008.	1,429,056.	.058786
2010	155,908.	1,422,924.	.109569
2009	141,789.	1,319,864.	.107427
2008	167,797.	1,564,092.	.107281

2 Total of line 1, column (d)	2	.439457
3 Average distribution ratio for the 5-year base period - divide the total on line 2 by 5, or by the number of years the foundation has been in existence if less than 5 years	3	.087891
4 Enter the net value of noncharitable-use assets for 2013 from Part X, line 5	4	1,429,855.
5 Multiply line 4 by line 3	5	125,671.
6 Enter 1% of net investment income (1% of Part I, line 27b)	6	1,586.
7 Add lines 5 and 6	7	127,257.
8 Enter qualifying distributions from Part XII, line 4	8	70,418.

If line 8 is equal to or greater than line 7, check the box in Part VI, line 1b, and complete that part using a 1% tax rate. See the Part VI instructions.

**Part VI Excise Tax Based on Investment Income (Section 4940(a), 4940(b), 4940(e), or 4948 - see instructions)**

1a	Exempt operating foundations described in section 4940(d)(2), check here <input type="checkbox"/> and enter "N/A" on line 1. Date of ruling or determination letter: _____ (attach copy of letter if necessary-see instructions)		
b	Domestic foundations that meet the section 4940(e) requirements in Part V, check here <input type="checkbox"/> and enter 1% of Part I, line 27b	1	3,173.
c	All other domestic foundations enter 2% of line 27b. Exempt foreign organizations enter 4% of Part I, line 12, col. (b).		
2	Tax under section 511 (domestic section 4947(a)(1) trusts and taxable foundations only. Others enter -0-)	2	0.
3	Add lines 1 and 2	3	3,173.
4	Subtitle A (income) tax (domestic section 4947(a)(1) trusts and taxable foundations only. Others enter -0-)	4	0.
5	Tax based on investment income. Subtract line 4 from line 3. If zero or less, enter -0-	5	3,173.
6	Credits/Payments:		
a	2013 estimated tax payments and 2012 overpayment credited to 2013	6a	1,320.
b	Exempt foreign organizations - tax withheld at source	6b	
c	Tax paid with application for extension of time to file (Form 8868)	6c	
d	Backup withholding erroneously withheld	6d	
7	Total credits and payments. Add lines 6a through 6d	7	1,320.
8	Enter any penalty for underpayment of estimated tax. Check here <input type="checkbox"/> if Form 2220 is attached	8	
9	Tax due. If the total of lines 5 and 8 is more than line 7, enter amount owed	9	1,853.
10	Overpayment. If line 7 is more than the total of lines 5 and 8, enter the amount overpaid	10	
11	Enter the amount of line 10 to be: Credited to 2014 estimated tax <input type="checkbox"/> Refunded <input type="checkbox"/>	11	

**Part VII-A Statements Regarding Activities**

	Yes	No
1a During the tax year, did the foundation attempt to influence any national, state, or local legislation or did it participate or intervene in any political campaign?		X
1b Did it spend more than \$100 during the year (either directly or indirectly) for political purposes (see instructions for the definition)? If the answer is "Yes" to 1a or 1b, attach a detailed description of the activities and copies of any materials published or distributed by the foundation in connection with the activities		X
1c Did the foundation file Form 1120-POL for this year?		X
d Enter the amount (if any) of tax on political expenditures (section 4955) imposed during the year: (1) On the foundation. <input type="checkbox"/> \$ 0. (2) On foundation managers. <input type="checkbox"/> \$ 0.		
e Enter the reimbursement (if any) paid by the foundation during the year for political expenditure tax imposed on foundation managers. <input type="checkbox"/> \$ 0.		
2 Has the foundation engaged in any activities that have not previously been reported to the IRS? If "Yes," attach a detailed description of the activities		X
3 Has the foundation made any changes, not previously reported to the IRS, in its governing instrument, articles of incorporation, or bylaws, or other similar instruments? If "Yes," attach a conformed copy of the changes		X
4a Did the foundation have unrelated business gross income of \$1,000 or more during the year?		X
b If "Yes," has it filed a tax return on Form 990-T for this year?		
5 Was there a liquidation, termination, dissolution, or substantial contraction during the year? If "Yes," attach the statement required by General Instruction T		X
6 Are the requirements of section 508(e) (relating to sections 4941 through 4945) satisfied either: • By language in the governing instrument, or • By state legislation that effectively amends the governing instrument so that no mandatory directions that conflict with the state law remain in the governing instrument?	X	
7 Did the foundation have at least \$5,000 in assets at any time during the year? If "Yes," complete Part II, col. (c), and Part XV	X	
8a Enter the states to which the foundation reports or with which it is registered (see instructions) <input type="checkbox"/> PA		
b If the answer is "Yes" to line 7, has the foundation furnished a copy of Form 990-PF to the Attorney General (or designate) of each state as required by General Instruction G? If "No," attach explanation	X	
9 Is the foundation claiming status as a private operating foundation within the meaning of section 4942(j)(3) or 4942(j)(5) for calendar year 2013 or the taxable year beginning in 2013 (see instructions for Part XIV)? If "Yes," complete Part XIV		X
10 Did any persons become substantial contributors during the tax year? If "Yes," attach a schedule listing their names and addresses		X

N/A

Form 990-PF (2013)

**Part VII-A Statements Regarding Activities** (continued)

11	At any time during the year, did the foundation, directly or indirectly, own a controlled entity within the meaning of section 512(b)(13)? If "Yes," attach schedule (see instructions)	11		X
12	Did the foundation make a distribution to a donor advised fund over which the foundation or a disqualified person had advisory privileges? If "Yes," attach statement (see instructions)	12		X
13	Did the foundation comply with the public inspection requirements for its annual returns and exemption application? Website address ► <u>N/A</u>	13	X	
14	The books are in care of ► <u>SCHNADER HARRISON SEGAL &amp; LEWIS LLP</u> Telephone no. ► <u>(215) 751-2513</u> Located at ► <u>1600 MARKET STREET, SUITE 3600, PHILADELPHIA, PA</u> ZIP+4 ► <u>19103</u>			
15	Section 4947(a)(1) nonexempt charitable trusts filing Form 990-PF in lieu of Form 1041 - Check here and enter the amount of tax-exempt interest received or accrued during the year	15	N/A	
16	At any time during calendar year 2013, did the foundation have an interest in or a signature or other authority over a bank, securities, or other financial account in a foreign country? See the instructions for exceptions and filing requirements for Form TD F 90-22.1. If "Yes," enter the name of the foreign country ►	16	Yes	No
				X

**Part VII-B Statements Regarding Activities for Which Form 4720 May Be Required**

File Form 4720 if any item is checked in the "Yes" column, unless an exception applies.

		Yes	No
1a	During the year did the foundation (either directly or indirectly):		
(1)	Engage in the sale or exchange, or leasing of property with a disqualified person? <input type="checkbox"/> Yes <input checked="" type="checkbox"/> No		
(2)	Borrow money from, lend money to, or otherwise extend credit to (or accept it from) a disqualified person? <input type="checkbox"/> Yes <input checked="" type="checkbox"/> No		
(3)	Furnish goods, services, or facilities to (or accept them from) a disqualified person? <input type="checkbox"/> Yes <input checked="" type="checkbox"/> No		
(4)	Pay compensation to, or pay or reimburse the expenses of, a disqualified person? <input type="checkbox"/> Yes <input checked="" type="checkbox"/> No		
(5)	Transfer any income or assets to a disqualified person (or make any of either available for the benefit or use of a disqualified person)? <input type="checkbox"/> Yes <input checked="" type="checkbox"/> No		
(6)	Agree to pay money or property to a government official? (Exception. Check "No" if the foundation agreed to make a grant to or to employ the official for a period after termination of government service, if terminating within 90 days.) <input type="checkbox"/> Yes <input checked="" type="checkbox"/> No		
b	If any answer is "Yes" to 1a(1)-(6), did any of the acts fail to qualify under the exceptions described in Regulations section 53.4941(d)-3 or in a current notice regarding disaster assistance (see instructions)? Organizations relying on a current notice regarding disaster assistance check here	N/A	
c	Did the foundation engage in a prior year in any of the acts described in 1a, other than excepted acts, that were not corrected before the first day of the tax year beginning in 2013?	1c	X
2	Taxes on failure to distribute income (section 4942) (does not apply for years the foundation was a private operating foundation defined in section 4942(j)(3) or 4942(j)(5)):		
a	At the end of tax year 2013, did the foundation have any undistributed income (lines 6d and 6e, Part XIII) for tax year(s) beginning before 2013? <input type="checkbox"/> Yes <input checked="" type="checkbox"/> No If "Yes," list the years ► _____, _____, _____		
b	Are there any years listed in 2a for which the foundation is not applying the provisions of section 4942(a)(2) (relating to incorrect valuation of assets) to the year's undistributed income? (If applying section 4942(a)(2) to all years listed, answer "No" and attach statement - see instructions.)	N/A	
c	If the provisions of section 4942(a)(2) are being applied to any of the years listed in 2a, list the years here. ► _____, _____, _____, _____	2b	
3a	Did the foundation hold more than a 2% direct or indirect interest in any business enterprise at any time during the year? <input type="checkbox"/> Yes <input checked="" type="checkbox"/> No		
b	If "Yes," did it have excess business holdings in 2013 as a result of (1) any purchase by the foundation or disqualified persons after May 26, 1969; (2) the lapse of the 5-year period (or longer period approved by the Commissioner under section 4943(c)(7)) to dispose of holdings acquired by gift or bequest; or (3) the lapse of the 10-, 15-, or 20-year first phase holding period? (Use Schedule C, Form 4720, to determine if the foundation had excess business holdings in 2013)	N/A	
4a	Did the foundation invest during the year any amount in a manner that would jeopardize its charitable purposes?	4a	X
b	Did the foundation make any investment in a prior year (but after December 31, 1969) that could jeopardize its charitable purpose that had not been removed from jeopardy before the first day of the tax year beginning in 2013?	4b	X

Form 990-PF (2013)

**Part VII-B** Statements Regarding Activities for Which Form 4720 May Be Required (continued)

5a During the year did the foundation pay or incur any amount to:

- (1) Carry on propaganda, or otherwise attempt to influence legislation (section 4945(e))? ☐ Yes ☒ No
- (2) Influence the outcome of any specific public election (see section 4955); or to carry on, directly or indirectly, any voter registration drive? ☐ Yes ☒ No
- (3) Provide a grant to an individual for travel, study, or other similar purposes? ☐ Yes ☒ No
- (4) Provide a grant to an organization other than a charitable, etc., organization described in section 509(a)(1), (2), or (3), or section 4940(d)(2)? ☐ Yes ☒ No
- (5) Provide for any purpose other than religious, charitable, scientific, literary, or educational purposes, or for the prevention of cruelty to children or animals? ☐ Yes ☒ No

b If any answer is "Yes" to 5a(1)-(5), did any of the transactions fail to qualify under the exceptions described in Regulations section 53.4945 or in a current notice regarding disaster assistance (see instructions)?

N/A

5b

Organizations relying on a current notice regarding disaster assistance check here

▶ ☐

c If the answer is "Yes" to question 5a(4), does the foundation claim exemption from the tax because it maintained expenditure responsibility for the grant?

N/A

☐ Yes ☒ No

If "Yes," attach the statement required by Regulations section 53.4945-5(d).

6a Did the foundation, during the year, receive any funds, directly or indirectly, to pay premiums on a personal benefit contract?

☐ Yes ☒ No

b Did the foundation, during the year, pay premiums, directly or indirectly, on a personal benefit contract?

6b

X

If "Yes" to 6b, file Form 8870

7a At any time during the tax year, was the foundation a party to a prohibited tax shelter transaction?

☐ Yes ☒ No

b If "Yes," did the foundation receive any proceeds or have any net income attributable to the transaction?

N/A

7b

**Part VIII** Information About Officers, Directors, Trustees, Foundation Managers, Highly Paid Employees, and Contractors

1 List all officers, directors, trustees, foundation managers and their compensation.

(a) Name and address	(b) Title, and average hours per week devoted to position	(c) Compensation (If not paid, enter -0-)	(d) Contributions to employee benefit plans and deferred compensation	(e) Expense account, other allowances
KENT C. NELSON	TRUSTEE			
9 MISTY RIDGE MANOR				
ATLANTA, GA 30327	2.00	0.	0.	0.
ANN STARR	TRUSTEE			
9 MISTY RIDGE MANOR				
ATLANTA, GA 30327	2.00	0.	0.	0.

2 Compensation of five highest-paid employees (other than those included on line 1). If none, enter "NONE."

(a) Name and address of each employee paid more than \$50,000	(b) Title, and average hours per week devoted to position	(c) Compensation	(d) Contributions to employee benefit plans and deferred compensation	(e) Expense account, other allowances
NONE				

Total number of other employees paid over \$50,000

0

Form 990-PF (2013)





**Part X****Minimum Investment Return** (All domestic foundations must complete this part. Foreign foundations, see instructions.)

<b>1</b>	Fair market value of assets not used (or held for use) directly in carrying out charitable, etc., purposes		
<b>a</b>	Average monthly fair market value of securities	<b>1a</b>	1,395,592.
<b>b</b>	Average of monthly cash balances	<b>1b</b>	56,037.
<b>c</b>	Fair market value of all other assets	<b>1c</b>	0.
<b>d</b>	Total (add lines 1a, b, and c)	<b>1d</b>	1,451,629.
<b>e</b>	Reduction claimed for blockage or other factors reported on lines 1a and 1c (attach detailed explanation)	<b>1e</b>	0.
<b>2</b>	Acquisition indebtedness applicable to line 1 assets	<b>2</b>	0.
<b>3</b>	Subtract line 2 from line 1d	<b>3</b>	1,451,629.
<b>4</b>	Cash deemed held for charitable activities. Enter 1 1/2% of line 3 (for greater amount, see instructions)	<b>4</b>	21,774.
<b>5</b>	<b>Net value of noncharitable-use assets.</b> Subtract line 4 from line 3. Enter here and on Part V, line 4	<b>5</b>	1,429,855.
<b>6</b>	<b>Minimum investment return.</b> Enter 5% of line 5	<b>6</b>	71,493.

**Part XI****Distributable Amount** (see instructions) (Section 4942(j)(3) and (j)(5) private operating foundations and certain foreign organizations check here ☐ and do not complete this part.)

<b>1</b>	Minimum investment return from Part X, line 6	<b>1</b>	71,493.
<b>2a</b>	Tax on investment income for 2013 from Part VI, line 5	<b>2a</b>	3,173.
<b>b</b>	Income tax for 2013. (This does not include the tax from Part VI.)	<b>2b</b>	
<b>c</b>	Add lines 2a and 2b	<b>2c</b>	3,173.
<b>3</b>	Distributable amount before adjustments. Subtract line 2c from line 1	<b>3</b>	68,320.
<b>4</b>	Recoveries of amounts treated as qualifying distributions	<b>4</b>	0.
<b>5</b>	Add lines 3 and 4	<b>5</b>	68,320.
<b>6</b>	Deduction from distributable amount (see instructions)	<b>6</b>	0.
<b>7</b>	<b>Distributable amount as adjusted.</b> Subtract line 6 from line 5. Enter here and on Part XIII, line 1	<b>7</b>	68,320.

**Part XII****Qualifying Distributions** (see instructions)

<b>1</b>	Amounts paid (including administrative expenses) to accomplish charitable, etc., purposes:		
<b>a</b>	Expenses, contributions, gifts, etc. - total from Part I, column (d), line 26	<b>1a</b>	70,418.
<b>b</b>	Program-related investments - total from Part IX-B	<b>1b</b>	0.
<b>2</b>	Amounts paid to acquire assets used (or held for use) directly in carrying out charitable, etc., purposes	<b>2</b>	
<b>3</b>	Amounts set aside for specific charitable projects that satisfy the:		
<b>a</b>	Suitability test (prior IRS approval required)	<b>3a</b>	
<b>b</b>	Cash distribution test (attach the required schedule)	<b>3b</b>	
<b>4</b>	<b>Qualifying distributions.</b> Add lines 1a through 3b. Enter here and on Part V, line 8, and Part XIII, line 4	<b>4</b>	70,418.
<b>5</b>	Foundations that qualify under section 4940(e) for the reduced rate of tax on net investment income. Enter 1% of Part I, line 27b	<b>5</b>	0.
<b>6</b>	<b>Adjusted qualifying distributions.</b> Subtract line 5 from line 4	<b>6</b>	70,418.

**Note.** The amount on line 6 will be used in Part V, column (b), in subsequent years when calculating whether the foundation qualifies for the section 4940(e) reduction of tax in those years.

**Part XIII Undistributed Income** (see instructions)

	(a) Corpus	(b) Years prior to 2012	(c) 2012	(d) 2013
1 Distributable amount for 2013 from Part XI, line 7				68,320.
2 Undistributed income, if any, as of the end of 2013				
a Enter amount for 2012 only			0.	
b Total for prior years		0.		
3 Excess distributions carryover, if any, to 2013:				
a From 2008	167,797.			
b From 2009	141,867.			
c From 2010	156,906.			
d From 2011	84,008.			
e From 2012	10,186.			
f Total of lines 3a through e	560,764.			
4 Qualifying distributions for 2013 from Part XII, line 4: ▶ \$	70,418.			
a Applied to 2012, but not more than line 2a			0.	
b Applied to undistributed income of prior years (Election required - see instructions)		0.		
c Treated as distributions out of corpus (Election required - see instructions)	0.			
d Applied to 2013 distributable amount				68,320.
e Remaining amount distributed out of corpus	2,098.			
5 Excess distributions carryover applied to 2013 (If an amount appears in column (d), the same amount must be shown in column (a).)	0.			0.
6 Enter the net total of each column as indicated below:				
a Corpus. Add lines 3f, 4c, and 4e. Subtract line 5	562,862.			
b Prior years' undistributed income. Subtract line 4b from line 2b		0.		
c Enter the amount of prior years' undistributed income for which a notice of deficiency has been issued, or on which the section 4942(a) tax has been previously assessed		0.		
d Subtract line 6c from line 6b. Taxable amount - see instructions		0.		
e Undistributed income for 2012. Subtract line 4a from line 2a. Taxable amount - see instr.			0.	
f Undistributed income for 2013. Subtract lines 4d and 5 from line 1. This amount must be distributed in 2014				0.
7 Amounts treated as distributions out of corpus to satisfy requirements imposed by section 170(b)(1)(F) or 4942(g)(3)	0.			
8 Excess distributions carryover from 2008 not applied on line 5 or line 7	167,797.			
9 Excess distributions carryover to 2014. Subtract lines 7 and 8 from line 6a	395,065.			
10 Analysis of line 9:				
a Excess from 2009	141,867.			
b Excess from 2010	156,906.			
c Excess from 2011	84,008.			
d Excess from 2012	10,186.			
e Excess from 2013	2,098.			

## N/A

- ▶

☐ 4942(i)(3) or ☐ 4942(i)(5)

- (4) Gross investment income

[illegible]

58439911

**Part XV** **Supplementary Information** (continued)**3 Grants and Contributions Paid During the Year or Approved for Future Payment**

Recipient	If recipient is an individual, show any relationship to any foundation manager or substantial contributor	Foundation status of recipient	Purpose of grant or contribution	Amount
Name and address (home or business)				
<b>a Paid during the year</b>				
SEE ATTACHED SCHEDULE		PUBLIC	GENERAL	68,838.
<b>Total</b>	<b>▶ 3a</b>			68,838.
<b>b Approved for future payment</b>				
NONE				
<b>Total</b>	<b>▶ 3b</b>			0.







Portfolio Management Program  
June 2013

4, 13

Account name:  
Account number:  
NELSON FAMILY FOUNDATION  
AX 66136 GL

Your Financial Advisor:  
THE GLENRIDGE GROUP  
404-760-3000/800-234-9928

## Realized gains and losses

The estimated realized gains and losses shown below are not for tax purposes. Please note that gain or loss recognized on the sale or redemption of certain Structured Products, like Contingent Debt Securities, may be ordinary, and not capital, gain or loss. Please check with your tax advisor. To calculate gains and losses, we liquidate the oldest security lot first. This is known as the first-in, first-out or FIFO accounting method. We use this method unless you specified which tax lot to close when you placed your order. This is known as a versus purchases or VSP order. See *Important information about your statement* at the end of this document for more information.

We may not adjust gains and losses for all capital changes. We automatically adjust cost basis for tax-exempt and AMT coupon municipal securities for estimated amortization of bond premiums and for accretion of OID for securities issued at a discount. If you requested that UBS adjust cost basis for the bond premium amortization on taxable debt securities then cost basis reflected for these securities has been adjusted. Estimates in the *Unclassified* section can not be classified as short term or long term because information is missing, or the product is one in which the gain/loss calculation is not provided.

## Short-term capital gains and losses

Security description	Method	Quantity or face value	Purchase date	Sale date	Sale amount (\$)	Cost basis (\$)	Wash sale cost basis adjustment (\$)	Loss (\$)	Gain (\$)
ALLIANCEBERNSTEIN GLOBAL BOND FUND ADVISOR CLASS	FIFO	3,266.088	Nov 27, 12	Jun 14, 13	27,729.09	28,284.32		-555.23	
	FIFO	57.395	Dec 07, 12	Jun 14, 13	487.28	494.17		-6.89	
	FIFO	8.779	Dec 20, 12	Jun 14, 13	74.54	75.32		-0.78	
	FIFO	5.848	Dec 31, 12	Jun 14, 13	49.65	50.35		-0.70	
	FIFO	16.112	Jan 31, 13	Jun 14, 13	136.79	137.76		-0.97	
	FIFO	14.899	Feb 28, 13	Jun 14, 13	126.49	128.28		-1.79	
	FIFO	16.642	Mar 28, 13	Jun 14, 13	141.29	143.79		-2.50	
	FIFO	17.155	Apr 30, 13	Jun 14, 13	145.65	149.42		-3.77	
	FIFO	17.661	May 31, 13	Jun 14, 13	149.94	151.18		-1.24	
	FIFO	3,707.473	Nov 27, 12	Jun 14, 13	39,373.37	39,855.34		-481.97	
	FIFO	12.408	Dec 26, 12	Jun 14, 13	131.77	132.76	0.37	-0.99	
BLACKROCK EMERGING MARKETS LONG/SHORT EQUITY FUND I									

continued next page





Realized gains and losses (continued)

Short-term capital gains and losses (continued)

Security description	Method	Quantity or face value	Purchase date	Sale date	Sale amount (\$)	Cost basis (\$)	Wash sale cost basis adjustment(\$)	Loss (\$)	Gain (\$)
<b>BLACKROCK EQUITY DIVIDEND FUND INSTITUTIONAL</b>									
FIFO		21 406	Dec 12, 12	Jun 14, 13	472 43	428 12			44 31
FIFO		0 819	Dec 12, 12	Jun 14, 13	18 07	16 37			1 70
FIFO		21 043	Apr 17, 13	Jun 14, 13	464 42	447 16			17 26
<b>DIAMOND HILL LONG SHORT FUND CLASS I</b>									
FIFO		10 283	Dec 28, 12	Jun 14, 13	213 68	187 15			26 53
<b>FIRST EAGLE GLOBAL FUNDS CLASS I</b>									
FIFO		1,343 122	Nov 27, 12	Jun 14, 13	69,197 64	66,403 94			2,793 70
FIFO		13 315	Dec 13, 12	Jun 14, 13	685 99	654 29	13 44		31 70
FIFO		5 511	Dec 13, 12	Jun 14, 13	283 93	270 82	5 57		13 11
FIFO		24 211	Dec 13, 12	Jun 14, 13	1,247 35	1,189 70	24 44		57 65
FIFO		5 785	Dec 13, 12	Jun 14, 13	298 04	284 25	5 84		13 79
<b>HARTFORD WORLD BOND FUND I</b>									
FIFO		6,187 055	Nov 27, 12	Jun 14, 13	66,696 46	66,448 97			247 49
FIFO		5 218	Nov 28, 12	Jun 14, 13	56 25	56 15		-0 57	0 10
FIFO		56 677	Dec 20, 12	Jun 14, 13	610 97	611 54			0 25
FIFO		5 062	Jan 29, 13	Jun 14, 13	54 57	54 32			0 10
FIFO		4 877	Feb 27, 13	Jun 14, 13	52 58	52 48			0 20
FIFO		5 015	Mar 27, 13	Jun 14, 13	54 06	53 86			
FIFO		5 238	Apr 29, 13	Jun 14, 13	56 46	56 78		-0 32	
FIFO		5 650	May 29, 13	Jun 14, 13	60 91	60 46			0 45
<b>HENDERSON GLOBAL EQUITY INCOME FUND I</b>									
FIFO		2,366 219	Nov 27, 12	Jun 14, 13	18,385 52	17,084 10			1,301 42
FIFO		108 317	Dec 28, 12	Jun 14, 13	841 63	799 38			42 25
FIFO		62 499	Jan 30, 13	Jun 14, 13	485 61	483 74			1 87
FIFO		79 324	Feb 27, 13	Jun 14, 13	616 35	605 24			11 11
FIFO		125 014	Mar 27, 13	Jun 14, 13	971 36	953 86			17 50
FIFO		173 884	Apr 29, 13	Jun 14, 13	1,351 08	1,377 16		-26 08	
FIFO		188 488	May 30, 13	Jun 14, 13	1,464 55	1,487 17		-22 62	

continued next page





Portfolio Management Program  
June 2013

Account name: NELSON FAMILY FOUNDATION  
Account number: AX 66136 GL

Your Financial Advisor:  
THE GLENRIDGE GROUP  
404-760-3000/800-234-9928

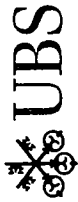
## Realized gains and losses (continued)

### Short-term capital gains and losses (continued)

Security description	Method	Quantity or face value	Purchase date	Sale date	Sale amount (\$)	Cost basis (\$)	Wash sale cost basis adjustment(\$)	Loss (\$)	Gain (\$)
HENDERSON INTERNATIONAL OPPORTUNITIES FUND CLASS I	FIFO	33 546	Dec 27, 12	Jun 14, 13	763 84	710 17			53 67
MONTAG & CALDWELL GROWTH FUND CLASS I	FIFO	43 281	Dec 28, 12	Jun 14, 13	1,174 65	1,021 00			153 65
	FIFO	9 794	Dec 28, 12	Jun 14, 13	265 81	231 04			34 77
	FIFO	252 584	Dec 28, 12	Jun 14, 13	6,855 13	5,958 46			896 67
NEUBERGER BERMAN EQUITY FUND CLASS I	FIFO	1,223 497	Nov 27, 12	Jun 14, 13	15,000 07	14,241 51			758 56
	FIFO	137 449	Dec 14, 12	Jun 14, 13	1,685 13	1,586 16			98 97
	FIFO	11 550	Dec 14, 12	Jun 14, 13	141 60	133 29			8 31
	FIFO	41 798	Dec 14, 12	Jun 14, 13	512 44	482 35			30 09
	FIFO	51 206	Mar 22, 13	Jun 14, 13	627 79	628 81		-1 02	
PIONEER BD FD CLASS Y	FIFO	6,733 358	Nov 27, 12	Jun 14, 13	65,515 58	66,458 24		-942 66	
	FIFO	31 023	Dec 31, 12	Jun 14, 13	301 85	306 20	0 93	-4 35	
	FIFO	20 997	Jan 31, 13	Jun 14, 13	204 30	206 40		-2 10	
	FIFO	20 386	Feb 28, 13	Jun 14, 13	198 36	200 80		-2 44	
	FIFO	19 756	Mar 28, 13	Jun 14, 13	192 22	194 60		-2 38	
	FIFO	19 665	Apr 30, 13	Jun 14, 13	191 34	195 27		-3 93	
	FIFO	20 051	May 31, 13	Jun 14, 13	195 10	196 50		-1 40	
PIONEER MULTI-ASSET REAL RETURN FUND CLASS Y	FIFO	12 794	Dec 27, 12	Jun 14, 13	164 92	154 68			10 24
	FIFO	20 246	Mar 27, 13	Jun 14, 13	260 97	264 01		-3 04	
PRUDENTIAL JENNISON NATURAL RESOURCES FUND INC Z	FIFO	883 800	Nov 27, 12	Jun 14, 13	40,981 81	39,894 72			1,087 09
TCW GALILEO T/R BOND FD-I	FIFO	5,157 010	Nov 27, 12	Jun 14, 13	52,653 08	53,168 78		-515 70	
	FIFO	23 590	Nov 30, 12	Jun 14, 13	240 85	242 74		-1 89	
	FIFO	22 656	Dec 28, 12	Jun 14, 13	231 32	233 13		-1 81	
	FIFO	21 470	Jan 31, 13	Jun 14, 13	219 21	221 14		-1 93	

continued next page





Realized gains and losses (continued)

Short-term capital gains and losses (continued)

Security description	Method	Quantity or face value	Purchase date	Sale date	Sale amount (\$)	Cost basis (\$)	Wash sale cost basis adjustment(\$)	Loss (\$)	Gain (\$)
	FIFO	21 579	Feb 28, 13	Jun 14, 13	220 32	222 05		-1 73	
	FIFO	20 413	Mar 28, 13	Jun 14, 13	208 42	209 85		-1 43	
	FIFO	19 045	Apr 30, 13	Jun 14, 13	194 45	197 50		-3 05	
	FIFO	19 357	May 31, 13	Jun 14, 13	197 63	198 22		-0 59	
TEMPLETON GLBAL BOND ADV	FIFO	3,091 686	Nov 27, 12	Jun 14, 13	40,532 00	41,799 59		-1,267 59	
	FIFO	140 208	Dec 17, 12	Jun 14, 13	1,838 12	1,850 75		-12 63	
	FIFO	0 927	Dec 17, 12	Jun 14, 13	12 16	12 24		-0 08	
	FIFO	92 655	Dec 17, 12	Jun 14, 13	1,214 70	1,223 04		-8 34	
	FIFO	22 665	Jan 15, 13	Jun 14, 13	297 14	304 16		-7 02	
	FIFO	22 597	Feb 15, 13	Jun 14, 13	296 25	303 70		-7 45	
	FIFO	22 828	Mar 15, 13	Jun 14, 13	299 27	306 81		-7 54	
	FIFO	22 696	Apr 15, 13	Jun 14, 13	297 55	307 08		-9 53	
	FIFO	22 621	May 15, 13	Jun 14, 13	296 56	308 78		-12 22	
WFEVG EMERGING MKTS EQUITY ADMIN SHS	FIFO	252 522	Nov 27, 12	Jun 14, 13	5,325 68	5,419 12		-93 44	
	FIFO	14 739	Dec 13, 12	Jun 14, 13	310 85	325 14		-14 29	
<b>Total</b>					<b>\$473,304.24</b>	<b>\$469,587.73</b>		<b>-\$4,038.00</b>	<b>\$7,754.51</b>
<b>Net short-term capital gains and losses</b>									<b>\$3,716.51</b>

Long-term capital gains and losses

Security description	Method	Quantity or face value	Purchase date	Sale date	Sale amount (\$)	Cost basis (\$)	Wash sale cost basis adjustment(\$)	Loss (\$)	Gain (\$)
ALLIANCEBERNSTEIN GLOBAL BOND FUND ADVISOR CLASS	FIFO	4,104 183	Sep 14, 11	Jun 14, 13	34,844 52	34,721 39			123 13
	FIFO	301 069	Jan 27, 12	Jun 14, 13	2,556 07	2,535 00			21 07
BLACKROCK EQUITY DIVIDEND FUND INSTITUTIONAL	FIFO	4,045 581	Oct 07, 11	Jun 14, 13	89,285 98	67,844 38			21,441 60
DIAMOND HILL LONG SHORT FUND CLASS I	FIFO	2,924 486	Sep 14, 11	Jun 14, 13	60,770 82	46,704 04			14,066 78

continued next page



Portfolio Management Program  
June 2013

Account name: NELSON FAMILY FOUNDATION  
Account number: AX 66136 GL

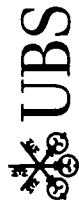
Your Financial Advisor:  
THE GLENRIDGE GROUP  
404-760-3000/800-234-9928

Realized gains and losses (continued)

Long-term capital gains and losses (continued)

Security description	Method	Quantity or face value	Purchase date	Sale date	Sale amount (\$)	Cost basis (\$)	Wash sale cost basis adjustment(\$)	Loss (\$)	Gain (\$)
<b>HENDERSON GLOBAL EQUITY INCOME FUND I</b>									
FIFO		17,532 678	Sep 14, 11	Jun 14, 13	136,228 91	117,994 93			18,233 98
FIFO		301 128	Jan 27, 12	Jun 14, 13	2,339 76	2,135 00			204 76
<b>HENDERSON INTERNATIONAL OPPORTUNITIES FUND CLASS I</b>									
FIFO		3,213 658	Sep 14, 11	Jun 14, 13	73,174 99	60,159 69			13,015 30
FIFO		22 345	Oct 07, 11	Jun 14, 13	508 80	406 00			102 80
FIFO		62 552	Jan 27, 12	Jun 14, 13	1,424 31	1,201 00			223 31
<b>MONTAG &amp; CALDWELL GROWTH FUND CLASS I</b>									
FIFO		3,345 064	Sep 14, 11	Jun 14, 13	90,785 04	79,445 27			11,339 77
FIFO		281 953	Jan 27, 12	Jun 14, 13	7,652 20	6,671 00			981 20
<b>NEUBERGER BERMAN EQUITY FUND CLASS I</b>									
FIFO		6,741 441	Oct 07, 11	Jun 14, 13	82,650 07	70,043 57			12,606 50
<b>PIONEER MULTI-ASSET REAL RETURN FUND CLASS Y</b>									
FIFO		5,474 834	Oct 07, 11	Jun 14, 13	70,570 61	58,690 23			11,880 38
FIFO		129 568	Jan 27, 12	Jun 14, 13	1,670 13	1,468 00			202 13
<b>TEMPLETON GLBAL BOND ADV</b>									
FIFO		1,389 961	Sep 14, 11	Jun 14, 13	18,222 39	18,486 48		-264 09	
FIFO		2,175 784	Oct 07, 11	Jun 14, 13	28,524 53	27,763 00			761 53
FIFO		215 373	Jan 27, 12	Jun 14, 13	2,823 54	2,802 00			21 54
<b>WFEVGE EMERGING MKTS EQUITY ADMIN SHS</b>									
FIFO		3,856 366	Sep 14, 11	Jun 14, 13	81,330 76	83,875 96		-2,545 20	
FIFO		215 837	Oct 07, 11	Jun 14, 13	4,552 00	4,334 00			218 00
FIFO		6 032	Jan 27, 12	Jun 14, 13	127 22	133 00		-5 78	
<b>Total</b>					<b>\$790,042.65</b>	<b>\$687,413.94</b>		<b>-\$2,815.07</b>	<b>\$105,443.78</b>
<b>Net long-term capital gains or losses</b>									<b>\$102,628.71</b>
<b>Net capital gains/losses:</b>									<b>\$106,345.22</b>





## Realized gains and losses

The estimated realized gains and losses shown below are not for tax purposes. Please note that gain or loss recognized on the sale or redemption of certain Structured Products, like Contingent Debt Securities, may be ordinary, and not capital, gain or loss. Please check with your tax advisor. To calculate gains and losses, we liquidate the oldest security lot first. This is known as the first-in, first-out or FIFO accounting method. We use this method unless you specified which tax lot to close when you placed your order. This is known as a versus purchases or VSP order. See *Important information about your statement* at the end of this document for more information.

We may not adjust gains and losses for all capital changes. We automatically adjust cost basis for tax-exempt and AMT coupon municipal securities for estimated amortization of bond premiums and for accreted OID for securities issued at a discount. If you requested that UBS adjust cost basis for the bond premium amortization on taxable debt securities then cost basis reflected for these securities has been adjusted. Estimates in the *Unclassified* section can not be classified as short term or long term because information is missing, or the product is one in which the gain/loss calculation is not provided.

## Short-term capital gains and losses

Security description	Method	Quantity or face value	Purchase date	Sale date	Sale amount (\$)	Cost basis (\$)	Wash sale cost basis adjustment (\$)	Loss (\$)	Gain (\$)
ASTON/MONTAG & CALDWELL GROWTH FUND CLASS N	FIFO	450 130	Jun 14, 13	Nov 22, 13	13,400 37	12,149 01			1,251 36
BLACKROCK EMERGING MARKET'S LONG/SHORT EQUITY FUND A	FIFO	33 025	Jun 14, 13	Nov 22, 13	350 40	349 73			0 67
BLACKROCK EQUITY DIVIDEND FUND A	FIFO	436 889	Jun 14, 13	Nov 22, 13	10,446 02	9,620 30			825 72
DELAWARE DIVERSIFIED INCOME FUND CLASS A	FIFO	8 690	Nov 27, 12	Nov 22, 13	77 43	77 43	-4 60		
DIAMOND HILL LONG-SHORT FUND CLASS A	FIFO	138 702	Jun 14, 13	Nov 22, 13	3,062 54	2,847 55			214 99
FIRST EAGLE GLOBAL FUND CLASS A	FIFO	118 521	Jun 14, 13	Nov 22, 13	6,535 25	6,077 76			457 49
FRANKLIN/TEMPLETON GLOBAL BOND FUND CLASS A	FIFO	96 809	Jun 14, 13	Nov 22, 13	1,268 20	1,272 04	-1 00	-3 84	
HENDERSON GLOBAL INVESTORS INTL OPPORTUNITIES FUND A	FIFO	547 930	Jun 14, 13	Nov 22, 13	14,333 85	12,465 41			1,868 44
HENDERSON GLOBAL EQUITY INCOME CLASS A	FIFO	1,302 374	Jun 14, 13	Nov 22, 13	10,731 56	10,106 42			625 14
NEUBERGER BERMAN EQUITY INCOME FUND CLASS A	FIFO	289 803	Jun 14, 13	Nov 22, 13	3,625 44	3,538 49			86 95
PIONEER MULTI-ASSET REAL RETURN FUND CLASS A	FIFO	338 814	Jun 14, 13	Nov 22, 13	4,553 66	4,350 37			203 29
TCW TOTAL RETURN BOND FUND	FIFO	55 634	Jun 14, 13	Nov 22, 13	581 38	584 74	-1 64	-3 36	

continued next page



Portfolio Management Program  
November 2013

Account name:  
Account number:  
NELSON FAMILY FOUNDATION  
AX 66136 GL

Your Financial Advisor:  
THE GLENRIDGE GROUP  
404-760-3000/800-234-9928

## Realized gains and losses (continued)

### Short-term capital gains and losses (continued)

Security description	Method	Quantity or face value	Purchase date	Sale date	Sale amount (\$)	Cost basis (\$)	Wash sale cost basis adjustment(\$)	Loss (\$)	Gain (\$)
WF/EVG EMERGING MKTS EQUITY FUND CLASS A	FIFO	275 836	Jun 14, 13	Nov 22, 13	5,842 20	5,560 85			281 35
<b>Total</b>					<b>\$74,808.30</b>	<b>\$69,000.10</b>		<b>-\$7.20</b>	<b>\$5,815.40</b> <b>\$5,808.20</b>

### Net short-term capital gains and losses

### Long-term capital gains and losses

Security description	Method	Quantity or face value	Purchase date	Sale date	Sale amount (\$)	Cost basis (\$)	Wash sale cost basis adjustment(\$)	Loss (\$)	Gain (\$)
ROYCE TOTAL RETURN FUND	FIFO	634 877	Sep 14, 11	Nov 22, 13	11,123 05	7,751 85			3,371 20
<b>Net capital gains/losses:</b>									<b>\$9,179.40</b>



## FORM 990-PF INTEREST ON SAVINGS AND TEMPORARY CASH INVESTMENTS STATEMENT 1

SOURCE	(A) REVENUE PER BOOKS	(B) NET INVESTMENT INCOME	(C) ADJUSTED NET INCOME
UBS FINANCIAL - INTEREST	1.	1.	
UBS FINANCIAL - MONEY MARKET INTEREST	2.	2.	
TOTAL TO PART I, LINE 3	3.	3.	

## FORM 990-PF DIVIDENDS AND INTEREST FROM SECURITIES STATEMENT 2

SOURCE	GROSS AMOUNT	CAPITAL GAINS DIVIDENDS	(A) REVENUE PER BOOKS	(B) NET INVEST- MENT INCOME	(C) ADJUSTED NET INCOME
UBS FINANCIAL - DIVIDENDS	29,297.	0.	29,297.	29,297.	
UBS FINANCIAL - LONG TERM CAPITAL GAIN DIVIDENDS	24,805.	24,805.	0.	0.	
UBS FINANCIAL - SHORT TERM CAPITAL GAIN DIVIDENDS	1,639.	0.	1,639.	1,639.	
TO PART I, LINE 4	55,741.	24,805.	30,936.	30,936.	

## FORM 990-PF LEGAL FEES STATEMENT 3

DESCRIPTION	(A) EXPENSES PER BOOKS	(B) NET INVEST- MENT INCOME	(C) ADJUSTED NET INCOME	(D) CHARITABLE PURPOSES
SCHNADER HARRISON SEGAL & LEWIS LLP	2,124.	637.		1,487.
TO FM 990-PF, PG 1, LN 16A	2,124.	637.		1,487.

FORM 990-PF	OTHER PROFESSIONAL FEES			STATEMENT	4
DESCRIPTION	(A) EXPENSES PER BOOKS	(B) NET INVEST- MENT INCOME	(C) ADJUSTED NET INCOME	(D) CHARITABLE PURPOSES	
UBS FINANCIAL - INVESTMENT MANAGEMENT FEE	11,995. 0. 0.	11,995. 0. 0.		0. 0. 0.	
TO FORM 990-PF, PG 1, LN 16C	11,995.	11,995.		0.	

FORM 990-PF	TAXES			STATEMENT	5
DESCRIPTION	(A) EXPENSES PER BOOKS	(B) NET INVEST- MENT INCOME	(C) ADJUSTED NET INCOME	(D) CHARITABLE PURPOSES	
2013 ESTIMATED EXCISE TAX	1,163.	0.		0.	
TO FORM 990-PF, PG 1, LN 18	1,163.	0.		0.	

FORM 990-PF	OTHER EXPENSES			STATEMENT	6
DESCRIPTION	(A) EXPENSES PER BOOKS	(B) NET INVEST- MENT INCOME	(C) ADJUSTED NET INCOME	(D) CHARITABLE PURPOSES	
SUNTRUST BANK - WIRE AND SERVICE CHARGE FEES	93.	0.		93.	
TRANSFER FROM CHECKING ACCOUNT DUE TO BANK ERROR	11,717.	0.		0.	
TO FORM 990-PF, PG 1, LN 23	11,810.	0.		93.	

FORM 990-PF	OTHER DECREASES IN NET ASSETS OR FUND BALANCES	STATEMENT	7
-------------	--	-----------	---

DESCRIPTION	AMOUNT
ADJUSTMENT TO BASIS OF SECURITIES SOLD	1,020.
TOTAL TO FORM 990-PF, PART III, LINE 5	1,020.

FORM 990-PF	CORPORATE STOCK	STATEMENT	8
-------------	-----------------	-----------	---

DESCRIPTION	BOOK VALUE	FAIR MARKET VALUE
MUTUAL FUNDS - EQUITIES	732,482.	791,590.
MUTUAL FUNDS - FIXED INCOME	333,878.	329,375.
MUTUAL FUNDS - NON-TRADITIONAL	81,871.	84,026.
MUTUAL FUNDS - OTHER	166,592.	174,861.
TOTAL TO FORM 990-PF, PART II, LINE 10B	1,314,823.	1,379,852.

FORM 990-PF	OTHER INVESTMENTS	STATEMENT	9
-------------	-------------------	-----------	---

DESCRIPTION	VALUATION METHOD	BOOK VALUE	FAIR MARKET VALUE
COMMODITIES	COST	31,146.	29,991.
TOTAL TO FORM 990-PF, PART II, LINE 13		31,146.	29,991.



FORM 990-PF

GRANT APPLICATION SUBMISSION INFORMATION  
PART XV, LINES 2A THROUGH 2D

STATEMENT 10

---

NAME AND ADDRESS OF PERSON TO WHOM APPLICATIONS SHOULD BE SUBMITTED

---

KENT C. NELSON  
9 MISTY RIDGE MANOR  
ATLANTA, GA 30327

---

TELEPHONE NUMBER

---

(404) 256-9114

---

FORM AND CONTENT OF APPLICATIONS

---

THE FOUNDATION HAS NO REQUIRED FORM. ALL INFORMATION THAT THE REQUESTING ORGANIZATION DEEMS APPROPRIATE SHOULD BE SUBMITTED.

---

ANY SUBMISSION DEADLINES

---

SUBMISSIONS WILL BE CONSIDERED WHEN RECEIVED.

---

RESTRICTIONS AND LIMITATIONS ON AWARDS

---

THERE ARE NO RESTRICTIONS OR LIMITATIONS ON AWARD OTHER THAN THEY BE USED FOR QUALIFIED PURPOSES.