



See a Social Security Number? Say Something!
Report Privacy Problems to <https://public.resource.org/privacy>
Or call the IRS Identity Theft Hotline at 1-800-908-4490



Return of Private Foundation

or Section 4947(a)(1) Trust Treated as Private Foundation

▶ Do not enter Social Security numbers on this form as it may be made public.

▶ Information about Form 990-PF and its separate instructions is at www.irs.gov/form990pf

Open to Public Inspection


Department of the Treasury
Internal Revenue Service

For calendar year 2013 or tax year beginning 02/01, 2013, and ending 01/31, 2014

POSTMARK DATE JUN 10 2014

Name of foundation TR U/W FOR THE FAIRVIEW FARM P60325001		A Employer identification number 13-6374228	
Number and street (or P O box number if mail is not delivered to street address) 10 S DEARBORN IL1-0117		Room/suite	B Telephone number (see instructions) 866-888-5157
City or town, state or province, country, and ZIP or foreign postal code CHICAGO, IL 60603			
G Check all that apply:		D 1 Foreign organizations, check here <input type="checkbox"/>	
<input type="checkbox"/> Initial return	<input type="checkbox"/> Initial return of a former public charity	2 Foreign organizations meeting the 85% test, check here and attach computation <input type="checkbox"/>	
<input type="checkbox"/> Final return	<input type="checkbox"/> Amended return	E If private foundation status was terminated under section 507(b)(1)(A), check here <input type="checkbox"/>	
<input type="checkbox"/> Address change	<input type="checkbox"/> Name change	F If the foundation is in a 60-month termination under section 507(b)(1)(B), check here <input type="checkbox"/>	
H Check type of organization: <input checked="" type="checkbox"/> Section 501(c)(3) exempt private foundation			
<input type="checkbox"/> Section 4947(a)(1) nonexempt charitable trust <input type="checkbox"/> Other taxable private foundation			
I Fair market value of all assets at end of year (from Part II, col. (c), line 16) ▶ \$ 470,513.		J Accounting method: <input checked="" type="checkbox"/> Cash <input type="checkbox"/> Accrual <input type="checkbox"/> Other (specify) _____ <i>(Part I, column (d) must be on cash basis.)</i>	

	(a) Revenue and expenses per books	(b) Net investment income	(c) Adjusted net income	(d) Disbursements for charitable purposes (cash basis only)
Part I Analysis of Revenue and Expenses (The total of amounts in columns (b), (c), and (d) may not necessarily equal the amounts in column (a) (see instructions))				
1 Contributions, gifts, grants, etc., received (attach schedule)				
2 Check <input checked="" type="checkbox"/> if the foundation is not required to attach Sch B				
3 Interest on savings and temporary cash investments				
4 Dividends and interest from securities	8,788.	8,583.		
5a Gross rents				
b Net rental income or (loss)				
6a Net gain or (loss) from sale of assets not on line 10	19,220.			
b Gross sales price for all assets on line 6a 176,654.				
7 Capital gain net income (from Part IV, line 2)		19,220.		
8 Net short-term capital gain				
9 Income modifications				
10a Gross sales less returns and allowances				
b Less: Cost of goods sold				
c Gross profit or (loss) (attach schedule)				
11 Other income (attach schedule)	88.	-947.		STMT 1
12 Total. Add lines 1 through 11	28,096.	26,856.		
13 Compensation of officers, directors, trustees, etc	4,686.	3,514.		1,171.
14 Other employer salaries and wages		NONE	NONE	
15 Pension plans, employee benefits		NONE	NONE	
16a Legal fees (attach schedule)				
b Accounting fees (attach schedule)				
c Other professional fees (attach schedule)				
17 Interest				
18 Taxes (attach schedule) (see instructions) STMT 2	127.	127.		
19 Depreciation (attach schedule) and depletion				
20 Occupancy				
21 Travel, conferences, and meetings		NONE	NONE	
22 Printing and publications		NONE	NONE	
23 Other expenses (attach schedule)				
24 Total operating and administrative expenses.				
Add lines 13 through 23	4,813.	3,641.	NONE	1,171.
25 Contributions, gifts, grants paid	18,000.			18,000.
26 Total expenses and disbursements. Add lines 24 and 25	22,813.	3,641.	NONE	19,171.
27 Subtract line 26 from line 12				
a Excess of revenue over expenses and disbursements	5,283.			
b Net investment income (if negative, enter -0-)		23,215.		
c Adjusted net income (if negative, enter -0-)				



SCANNED JUN 24 2014

8

Part II Balance Sheets		Attached schedules and amounts in the description column should be for end-of-year amounts only (See instructions)	Beginning of year	End of year	
			(a) Book Value	(b) Book Value	(c) Fair Market Value
Assets	1	Cash - non-interest-bearing		27.	27.
	2	Savings and temporary cash investments	24,844.	31,267.	31,267.
	3	Accounts receivable ▶ Less allowance for doubtful accounts ▶			
	4	Pledges receivable ▶ Less allowance for doubtful accounts ▶			
	5	Grants receivable			
	6	Receivables due from officers, directors, trustees, and other disqualified persons (attach schedule) (see instructions)			
	7	Other notes and loans receivable (attach schedule) ▶ Less allowance for doubtful accounts ▶			NONE
	8	Inventories for sale or use			
	9	Prepaid expenses and deferred charges			
	10 a	Investments - U S and state government obligations (attach schedule)			
	b	Investments - corporate stock (attach schedule)	205,028.	212,889.	255,107.
	c	Investments - corporate bonds (attach schedule)	128,639.	107,424.	109,344.
	11	Investments - land, buildings, and equipment basis Less accumulated depreciation (attach schedule) ▶			
	12	Investments - mortgage loans			
	13	Investments - other (attach schedule)	63,480.	75,613.	74,768.
	14	Land, buildings, and equipment basis Less accumulated depreciation (attach schedule) ▶			
15	Other assets (describe ▶)				
16	Total assets (to be completed by all filers - see the instructions Also, see page 1, item I)	421,991.	427,220.	470,513.	
Liabilities	17	Accounts payable and accrued expenses			
	18	Grants payable			
	19	Deferred revenue			
	20	Loans from officers, directors, trustees, and other disqualified persons			
	21	Mortgages and other notes payable (attach schedule)			
	22	Other liabilities (describe ▶)			
23	Total liabilities (add lines 17 through 22)			NONE	
Net Assets or Fund Balances	Foundations that follow SFAS 117, check here ▶ <input type="checkbox"/> and complete lines 24 through 26 and lines 30 and 31.				
	24	Unrestricted			
	25	Temporarily restricted			
	26	Permanently restricted			
	Foundations that do not follow SFAS 117, . . . ▶ <input checked="" type="checkbox"/> check here and complete lines 27 through 31.				
	27	Capital stock, trust principal, or current funds	421,991.	427,220.	
	28	Paid-in or capital surplus, or land, bldg, and equipment fund			
	29	Retained earnings, accumulated income, endowment, or other funds			
30	Total net assets or fund balances (see instructions)	421,991.	427,220.		
31	Total liabilities and net assets/fund balances (see instructions)	421,991.	427,220.		

Part III Analysis of Changes in Net Assets or Fund Balances			
1	Total net assets or fund balances at beginning of year - Part II, column (a), line 30 (must agree with end-of-year figure reported on prior year's return)	1	421,991.
2	Enter amount from Part I, line 27a	2	5,283.
3	Other increases not included in line 2 (itemize) ▶	3	
4	Add lines 1, 2, and 3	4	427,274.
5	Decreases not included in line 2 (itemize) ▶ PRIOR PERIOD ADJUSTMENT	5	54.
6	Total net assets or fund balances at end of year (line 4 minus line 5) - Part II, column (b), line 30	6	427,220.

Part IV Capital Gains and Losses for Tax on Investment Income

(a) List and describe the kind(s) of property sold (e.g., real estate, 2-story brick warehouse; or common stock, 200 shs MLC Co)				(b) How acquired P - Purchase D - Donation	(c) Date acquired (mo., day, yr.)	(d) Date sold (mo., day, yr.)
1a PUBLICLY TRADED SECURITIES						
b						
c						
d						
e						
(e) Gross sales price	(f) Depreciation allowed (or allowable)	(g) Cost or other basis plus expense of sale	(h) Gain or (loss) (e) plus (f) minus (g)			
a 176,654.		157,436.	19,218.			
b						
c						
d						
e						
Complete only for assets showing gain in column (h) and owned by the foundation on 12/31/69			(i) Gains (Col. (h) gain minus col (k), but not less than -0-) or Losses (from col (h))			
(j) FMV as of 12/31/69	(k) Adjusted basis as of 12/31/69	(l) Excess of col (i) over col (j), if any				
a			19,218.			
b						
c						
d						
e						
2 Capital gain net income or (net capital loss) { If gain, also enter in Part I, line 7 If (loss), enter -0- in Part I, line 7 }				2	19,218.	
3 Net short-term capital gain or (loss) as defined in sections 1222(5) and (6): If gain, also enter in Part I, line 8, column (c) (see instructions). If (loss), enter -0- in Part I, line 8				3		

Part V Qualification Under Section 4940(e) for Reduced Tax on Net Investment Income

(For optional use by domestic private foundations subject to the section 4940(a) tax on net investment income.)

If section 4940(d)(2) applies, leave this part blank.

Was the foundation liable for the section 4942 tax on the distributable amount of any year in the base period? Yes No
 If "Yes," the foundation does not qualify under section 4940(e). Do not complete this part.

1 Enter the appropriate amount in each column for each year; see the instructions before making any entries.

(a) Base period years Calendar year (or tax year beginning in)	(b) Adjusted qualifying distributions	(c) Net value of noncharitable-use assets	(d) Distribution ratio (col. (b) divided by col. (c))
2012	23,446.	441,599.	0.053093
2011	9,919.	446,886.	0.022196
2010	24,751.	441,958.	0.056003
2009	24,505.	416,778.	0.058796
2008	27,556.	473,199.	0.058233
2 Total of line 1, column (d)			0.248321
3 Average distribution ratio for the 5-year base period - divide the total on line 2 by 5, or by the number of years the foundation has been in existence if less than 5 years			0.049664
4 Enter the net value of noncharitable-use assets for 2013 from Part X, line 5			461,059.
5 Multiply line 4 by line 3			22,898.
6 Enter 1% of net investment income (1% of Part I, line 27b)			232.
7 Add lines 5 and 6			23,130.
8 Enter qualifying distributions from Part XII, line 4 If line 8 is equal to or greater than line 7, check the box in Part VI, line 1b, and complete that part using a 1% tax rate. See the Part VI instructions.			19,171.

Part VI Excise Tax Based on Investment Income (Section 4940(a), 4940(b), 4940(e), or 4948 - see instructions)

Table with 11 rows for excise tax calculations. Includes items like 'Exempt operating foundations', 'Domestic foundations that meet the section 4940(e) requirements', 'Tax under section 511', 'Add lines 1 and 2', 'Subtitle A (income) tax', 'Tax based on investment income', 'Credits/Payments', 'Total credits and payments', 'Tax due', 'Overpayment', and 'Credited to 2014 estimated tax'.

Part VII-A Statements Regarding Activities

Table with 10 rows for activity statements. Includes questions like 'During the tax year, did the foundation attempt to influence any national, state, or local legislation?', 'Did it spend more than \$100 during the year for political purposes?', 'Did the foundation file Form 1120-POL for this year?', 'Enter the amount of tax on political expenditures', 'Enter the reimbursement paid by the foundation', 'Has the foundation engaged in any activities that have not previously been reported to the IRS?', 'Has the foundation made any changes, not previously reported to the IRS', 'Did the foundation have unrelated business gross income of \$1,000 or more during the year?', 'Was there a liquidation, termination, dissolution, or substantial contraction during the year?', 'Are the requirements of section 508(e) satisfied either: By language in the governing instrument, or By state legislation that effectively amends the governing instrument so that no mandatory directions that conflict with the state law remain in the governing instrument?', 'Did the foundation have at least \$5,000 in assets at any time during the year?', 'Enter the states to which the foundation reports or with which it is registered', 'If the answer is "Yes" to line 7, has the foundation furnished a copy of Form 990-PF to the Attorney General (or designate) of each state as required by General Instruction G? If "No," attach explanation.', 'Is the foundation claiming status as a private operating foundation within the meaning of section 4942(j)(3) or 4942(j)(5) for calendar year 2013 or the taxable year beginning in 2013 (see instructions for Part XIV)? If "Yes," complete Part XIV.', 'Did any persons become substantial contributors during the tax year? If "Yes," attach a schedule listing their names and addresses.'

Part VII-A Statements Regarding Activities (continued)

11 At any time during the year, did the foundation, directly or indirectly, own a controlled entity within the meaning of section 512(b)(13)? If "Yes," attach schedule (see instructions). 11 X
12 Did the foundation make a distribution to a donor advised fund over which the foundation or a disqualified person had advisory privileges? If "Yes," attach statement (see instructions) 12 X
13 Did the foundation comply with the public inspection requirements for its annual returns and exemption application? 13 X
Website address N/A
14 The books are in care of JP MORGAN CHASE BANK NA Telephone no (866) 888-5157
Located at 10 S. DEARBORN ST., MC: IL1-0117, CHICAGO, IL ZIP+4 60603
15 Section 4947(a)(1) nonexempt charitable trusts filing Form 990-PF in lieu of Form 1041 - Check here 15
16 At any time during calendar year 2013, did the foundation have an interest in or a signature or other authority over a bank, securities, or other financial account in a foreign country? 16 Yes No X
See the instructions for exceptions and filing requirements for Form TD F 90-22.1. If "Yes," enter the name of the foreign country

Part VII-B Statements Regarding Activities for Which Form 4720 May Be Required

File Form 4720 if any item is checked in the "Yes" column, unless an exception applies.

1a During the year did the foundation (either directly or indirectly).
(1) Engage in the sale or exchange, or leasing of property with a disqualified person? Yes X No
(2) Borrow money from, lend money to, or otherwise extend credit to (or accept it from) a disqualified person? Yes X No
(3) Furnish goods, services, or facilities to (or accept them from) a disqualified person? Yes X No
(4) Pay compensation to, or pay or reimburse the expenses of, a disqualified person? X Yes No
(5) Transfer any income or assets to a disqualified person (or make any of either available for the benefit or use of a disqualified person)? Yes X No
(6) Agree to pay money or property to a government official? (Exception. Check "No" if the foundation agreed to make a grant to or to employ the official for a period after termination of government service, if terminating within 90 days) Yes X No
b If any answer is "Yes" to 1a(1)-(6), did any of the acts fail to qualify under the exceptions described in Regulations section 53.4941(d)-3 or in a current notice regarding disaster assistance (see instructions)? 1b X
Organizations relying on a current notice regarding disaster assistance check here
c Did the foundation engage in a prior year in any of the acts described in 1a, other than excepted acts, that were not corrected before the first day of the tax year beginning in 2013? 1c X
2 Taxes on failure to distribute income (section 4942) (does not apply for years the foundation was a private operating foundation defined in section 4942(j)(3) or 4942(j)(5)):
a At the end of tax year 2013, did the foundation have any undistributed income (lines 6d and 6e, Part XIII) for tax year(s) beginning before 2013? Yes X No
If "Yes," list the years
b Are there any years listed in 2a for which the foundation is not applying the provisions of section 4942(a)(2) (relating to incorrect valuation of assets) to the year's undistributed income? (If applying section 4942(a)(2) to all years listed, answer "No" and attach statement - see instructions.) 2b
c If the provisions of section 4942(a)(2) are being applied to any of the years listed in 2a, list the years here
3a Did the foundation hold more than a 2% direct or indirect interest in any business enterprise at any time during the year? Yes X No
b If "Yes," did it have excess business holdings in 2013 as a result of (1) any purchase by the foundation or disqualified persons after May 26, 1969; (2) the lapse of the 5-year period (or longer period approved by the Commissioner under section 4943(c)(7)) to dispose of holdings acquired by gift or bequest; or (3) the lapse of the 10-, 15-, or 20-year first phase holding period? (Use Schedule C, Form 4720, to determine if the foundation had excess business holdings in 2013.) 3b
4a Did the foundation invest during the year any amount in a manner that would jeopardize its charitable purposes? 4a X
b Did the foundation make any investment in a prior year (but after December 31, 1969) that could jeopardize its charitable purpose that had not been removed from jeopardy before the first day of the tax year beginning in 2013? 4b X

Part VIII Information About Officers, Directors, Trustees, Foundation Managers, Highly Paid Employees, and Contractors (continued)

3 Five highest-paid independent contractors for professional services (see instructions). If none, enter "NONE."		
(a) Name and address of each person paid more than \$50,000	(b) Type of service	(c) Compensation
NONE		NONE
Total number of others receiving over \$50,000 for professional services		NONE

Part IX-A Summary of Direct Charitable Activities

List the foundation's four largest direct charitable activities during the tax year. Include relevant statistical information such as the number of organizations and other beneficiaries served, conferences convened, research papers produced, etc.	Expenses
1 NONE	
2	
3	
4	

Part IX-B Summary of Program-Related Investments (see instructions)

Describe the two largest program-related investments made by the foundation during the tax year on lines 1 and 2	Amount
1 NONE	
2	
All other program-related investments See instructions	
3 NONE	
Total. Add lines 1 through 3	

Part X Minimum Investment Return (All domestic foundations must complete this part. Foreign foundations, see instructions.)

1	Fair market value of assets not used (or held for use) directly in carrying out charitable, etc., purposes:		
a	Average monthly fair market value of securities	1a	446,346.
b	Average of monthly cash balances	1b	21,734.
c	Fair market value of all other assets (see instructions)	1c	NONE
d	Total (add lines 1a, b, and c)	1d	468,080.
e	Reduction claimed for blockage or other factors reported on lines 1a and 1c (attach detailed explanation)	1e	
2	Acquisition indebtedness applicable to line 1 assets	2	NONE
3	Subtract line 2 from line 1d	3	468,080.
4	Cash deemed held for charitable activities. Enter 1 1/2% of line 3 (for greater amount, see instructions)	4	7,021.
5	Net value of noncharitable-use assets. Subtract line 4 from line 3. Enter here and on Part V, line 4	5	461,059.
6	Minimum investment return. Enter 5% of line 5	6	23,053.

Part XI Distributable Amount (see instructions) (Section 4942(j)(3) and (j)(5) private operating foundations and certain foreign organizations check here and do not complete this part.)

1	Minimum investment return from Part X, line 6	1	23,053.
2a	Tax on investment income for 2013 from Part VI, line 5	2a	464.
b	Income tax for 2013. (This does not include the tax from Part VI.)	2b	
c	Add lines 2a and 2b	2c	464.
3	Distributable amount before adjustments. Subtract line 2c from line 1	3	22,589.
4	Recoveries of amounts treated as qualifying distributions	4	NONE
5	Add lines 3 and 4	5	22,589.
6	Deduction from distributable amount (see instructions)	6	NONE
7	Distributable amount as adjusted. Subtract line 6 from line 5. Enter here and on Part XIII, line 1.	7	22,589.

Part XII Qualifying Distributions (see instructions)

1	Amounts paid (including administrative expenses) to accomplish charitable, etc., purposes:		
a	Expenses, contributions, gifts, etc. - total from Part I, column (d), line 26	1a	19,171.
b	Program-related investments - total from Part IX-B	1b	
2	Amounts paid to acquire assets used (or held for use) directly in carrying out charitable, etc., purposes	2	NONE
3	Amounts set aside for specific charitable projects that satisfy the:		
a	Suitability test (prior IRS approval required)	3a	NONE
b	Cash distribution test (attach the required schedule)	3b	NONE
4	Qualifying distributions. Add lines 1a through 3b. Enter here and on Part V, line 8, and Part XIII, line 4.	4	19,171.
5	Foundations that qualify under section 4940(e) for the reduced rate of tax on net investment income. Enter 1% of Part I, line 27b (see instructions)	5	N/A
6	Adjusted qualifying distributions. Subtract line 5 from line 4	6	19,171.

Note. The amount on line 6 will be used in Part V, column (b), in subsequent years when calculating whether the foundation qualifies for the section 4940(e) reduction of tax in those years.

Part XIII Undistributed Income (see instructions)

	(a) Corpus	(b) Years prior to 2012	(c) 2012	(d) 2013
1 Distributable amount for 2013 from Part XI, line 7				22,589.
2 Undistributed income, if any, as of the end of 2013:				
a Enter amount for 2012 only			NONE	
b Total for prior years 20 <u>11</u> , 20____, 20____		NONE		
3 Excess distributions carryover, if any, to 2013:				
a From 2008	NONE			
b From 2009	NONE			
c From 2010	NONE			
d From 2011	NONE			
e From 2012	287.			
f Total of lines 3a through e	287.			
4 Qualifying distributions for 2013 from Part XII, line 4: ► \$ <u>19,171.</u>				
a Applied to 2012, but not more than line 2a			NONE	
b Applied to undistributed income of prior years (Election required - see instructions)		NONE		
c Treated as distributions out of corpus (Election required - see instructions)	NONE			
d Applied to 2013 distributable amount				19,171.
e Remaining amount distributed out of corpus	NONE			
5 Excess distributions carryover applied to 2013 (If an amount appears in column (d), the same amount must be shown in column (a).)	287.			287.
6 Enter the net total of each column as indicated below:				
a Corpus. Add lines 3f, 4c, and 4e. Subtract line 5	NONE			
b Prior years' undistributed income Subtract line 4b from line 2b		NONE		
c Enter the amount of prior years' undistributed income for which a notice of deficiency has been issued, or on which the section 4942(a) tax has been previously assessed		NONE		
d Subtract line 6c from line 6b Taxable amount - see instructions		NONE		
e Undistributed income for 2012 Subtract line 4a from line 2a Taxable amount - see instructions			NONE	
f Undistributed income for 2013. Subtract lines 4d and 5 from line 1. This amount must be distributed in 2014				3,131.
7 Amounts treated as distributions out of corpus to satisfy requirements imposed by section 170(b)(1)(F) or 4942(g)(3) (see instructions)	NONE			
8 Excess distributions carryover from 2008 not applied on line 5 or line 7 (see instructions)	NONE			
9 Excess distributions carryover to 2014. Subtract lines 7 and 8 from line 6a	NONE			
10 Analysis of line 9:				
a Excess from 2009	NONE			
b Excess from 2010	NONE			
c Excess from 2011	NONE			
d Excess from 2012	NONE			
e Excess from 2013	NONE			

Part XIV Private Operating Foundations (see instructions and Part VII-A, question 9)

NOT APPLICABLE

1a If the foundation has received a ruling or determination letter that it is a private operating foundation, and the ruling is effective for 2013, enter the date of the ruling

b Check box to indicate whether the foundation is a private operating foundation described in section 4942(j)(3) or 4942(j)(5)

Table with 5 main columns: (a) 2013, (b) 2012, (c) 2011, (d) 2010, (e) Total. Rows include 2a-e (Qualifying distributions) and 3a-c (Alternative tests).

Part XV Supplementary Information (Complete this part only if the foundation had \$5,000 or more in assets at any time during the year - see instructions.)

1 Information Regarding Foundation Managers:

a List any managers of the foundation who have contributed more than 2% of the total contributions received by the foundation before the close of any tax year (but only if they have contributed more than \$5,000).

NONE

b List any managers of the foundation who own 10% or more of the stock of a corporation (or an equally large portion of the ownership of a partnership or other entity) of which the foundation has a 10% or greater interest.

NONE

2 Information Regarding Contribution, Grant, Gift, Loan, Scholarship, etc., Programs:

Check here [X] if the foundation only makes contributions to preselected charitable organizations and does not accept unsolicited requests for funds.

a The name, address, and telephone number or e-mail address of the person to whom applications should be addressed:

b The form in which applications should be submitted and information and materials they should include:

c Any submission deadlines:

d Any restrictions or limitations on awards, such as by geographical areas, charitable fields, kinds of institutions, or other factors:

Part XV Supplementary Information (continued)

3 Grants and Contributions Paid During the Year or Approved for Future Payment

Recipient Name and address (home or business)	If recipient is an individual, show any relationship to any foundation manager or substantial contributor	Foundation status of recipient	Purpose of grant or contribution	Amount
<p><i>a Paid during the year</i></p> <p>RARITAN HEADWATERS ASSOCIATION P.O. BOX 273 Gladstone NJ 07934</p>	NONE	PUBLIC CHA	GENERAL	18,000.
Total ▶ 3a				18,000.
<i>b Approved for future payment</i>				
Total ▶ 3b				

Part XVII Information Regarding Transfers To and Transactions and Relationships With Noncharitable Exempt Organizations

- 1 Did the organization directly or indirectly engage in any of the following with any other organization described in section 501(c) of the Code... a Transfers from the reporting foundation to a noncharitable exempt organization of: (1) Cash (2) Other assets b Other transactions: (1) Sales of assets to a noncharitable exempt organization (2) Purchases of assets from a noncharitable exempt organization (3) Rental of facilities, equipment, or other assets (4) Reimbursement arrangements (5) Loans or loan guarantees (6) Performance of services or membership or fundraising solicitations c Sharing of facilities, equipment, mailing lists, other assets, or paid employees d If the answer to any of the above is "Yes," complete the following schedule...

Table with 2 columns: Yes, No. Rows for 1a(1), 1a(2), 1b(1), 1b(2), 1b(3), 1b(4), 1b(5), 1b(6), 1c.

Table with 4 columns: (a) Line no, (b) Amount involved, (c) Name of noncharitable exempt organization, (d) Description of transfers, transactions, and sharing arrangements.

2a Is the foundation directly or indirectly affiliated with, or related to, one or more tax-exempt organizations described in section 501(c) of the Code (other than section 501(c)(3)) or in section 527? Yes No

b If "Yes," complete the following schedule.

Table with 3 columns: (a) Name of organization, (b) Type of organization, (c) Description of relationship.

Under penalties of perjury, I declare that I have examined this return, including accompanying schedules and statements, and to the best of my knowledge and belief, it is true, correct, and complete. Declaration of preparer (other than taxpayer) is based on all information of which preparer has any knowledge.

Sign Here

Signature of officer or trustee: Anthony Ward, Date: 06/06/2014, Title: [blank]

May the IRS discuss this return with the preparer shown below (see instructions)? Yes No

Paid Preparer Use Only section containing fields for Print/Type preparer's name, Preparer's signature, Date, Check self-employed, PTIN, Firm's name, Firm's address, Firm's EIN, and Phone no.

FORM 990PF, PART I - OTHER INCOME
=====

DESCRIPTION -----	REVENUE AND EXPENSES PER BOOKS -----	NET INVESTMENT INCOME -----
EXCISE TAX REFUND	88.	-947.
POWERSHARE K-1 INCOME		
TOTALS	88.	-947.
	=====	=====

FORM 990PF, PART I - TAXES
=====

DESCRIPTION	REVENUE AND EXPENSES PER BOOKS	NET INVESTMENT INCOME
FOREIGN TAXES ON QUALIFIED FOR	107.	107.
FOREIGN TAXES ON NONQUALIFIED	20.	20.
TOTALS	127.	127.

FEDERAL FOOTNOTES

=====

NO FILING REQUIRED WITH NEW JERSEY ATTORNEY GENERAL

**SCHEDULE D
(Form 1041)**

Department of the Treasury
Internal Revenue Service

Capital Gains and Losses

▶ Attach to Form 1041, Form 5227, or Form 990-T.

▶ Use Form 8949 to list your transactions for lines 1b, 2, 3, 8b, 9 and 10.

▶ Information about Schedule D and its separate instructions is at www.irs.gov/form1041

OMB No 1545-0092

2013

Name of estate or trust TR U/W FOR THE FAIRVIEW FARM P60325001	Employer identification number 13-6374228
--	---

Note: Form 5227 filers need to complete **only** Parts I and II.

Part I Short-Term Capital Gains and Losses - Assets Held One Year or Less

See instructions for how to figure the amounts to enter on the lines below. This form may be easier to complete if you round off cents to whole dollars	(d) Proceeds (sales price)	(e) Cost (or other basis)	(g) Adjustments to gain or loss from Form(s) 8949, Part I, line 2, column (g)	(h) Gain or (loss) Subtract column (e) from column (d) and combine the result with column (g)
1a Totals for all short-term transactions reported on Form 1099-B for which basis was reported to the IRS and for which you have no adjustments (see instructions). However, if you choose to report all these transactions on Form 8949, leave this line blank and go to line 1b				
1b Totals for all transactions reported on Form(s) 8949 with Box A checked				
2 Totals for all transactions reported on Form(s) 8949 with Box B checked				
3 Totals for all transactions reported on Form(s) 8949 with Box C checked	33,888.	33,338.		550.
4 Short-term capital gain or (loss) from Forms 4684, 6252, 6781, and 8824				4
5 Net short-term gain or (loss) from partnerships, S corporations, and other estates or trusts				5
6 Short-term capital loss carryover. Enter the amount, if any, from line 9 of the 2012 Capital Loss Carryover Worksheet				6 ()
7 Net short-term capital gain or (loss). Combine lines 1a through 6 in column (h). Enter here and on line 17, column (3) on the back ▶				7 550.

Part II Long-Term Capital Gains and Losses - Assets Held More Than One Year

See instructions for how to figure the amounts to enter on the lines below. This form may be easier to complete if you round off cents to whole dollars	(d) Proceeds (sales price)	(e) Cost (or other basis)	(g) Adjustments to gain or loss from Form(s) 8949, Part II, line 2, column (g)	(h) Gain or (loss) Subtract column (e) from column (d) and combine the result with column (g)
8a Totals for all long-term transactions reported on Form 1099-B for which basis was reported to the IRS and for which you have no adjustments (see instructions). However, if you choose to report all these transactions on Form 8949, leave this line blank and go to line 8b				
8b Totals for all transactions reported on Form(s) 8949 with Box D checked				
9 Totals for all transactions reported on Form(s) 8949 with Box E checked				
10 Totals for all transactions reported on Form(s) 8949 with Box F checked	137,104.	124,098.		13,006.
11 Long-term capital gain or (loss) from Forms 2439, 4684, 6252, 6781, and 8824				11
12 Net long-term gain or (loss) from partnerships, S corporations, and other estates or trusts				12
13 Capital gain distributions				13 5,662.
14 Gain from Form 4797, Part I				14
15 Long-term capital loss carryover. Enter the amount, if any, from line 14 of the 2012 Capital Loss Carryover Worksheet				15 ()
16 Net long-term capital gain or (loss). Combine lines 8a through 15 in column (h). Enter here and on line 18a, column (3) on the back ▶				16 18,668.

For Paperwork Reduction Act Notice, see the Instructions for Form 1041.

Schedule D (Form 1041) 2013

JSA
3F1210 1 000

Part III Summary of Parts I and II		(1) Beneficiaries' (see instr.)	(2) Estate's or trust's	(3) Total
Caution: Read the instructions before completing this part.				
17	Net short-term gain or (loss)	17		550.
18	Net long-term gain or (loss):			
a	Total for year	18a		18,668.
b	Unrecaptured section 1250 gain (see line 18 of the wrksht.)	18b		
c	28% rate gain	18c		876.
19	Total net gain or (loss). Combine lines 17 and 18a. ▶	19		19,218.

Note: If line 19, column (3), is a net gain, enter the gain on Form 1041, line 4 (or Form 990-T, Part I, line 4a) If lines 18a and 19, column (2), are net gains, go to Part V, and do not complete Part IV. If line 19, column (3), is a net loss, complete Part IV and the **Capital Loss Carryover Worksheet**, as necessary

Part IV Capital Loss Limitation

20 Enter here and enter as a (loss) on Form 1041, line 4 (or Form 990-T, Part I, line 4c, if a trust), the **smaller** of:
a The loss on line 19, column (3) or **b** \$3,000 **20** ()

Note: If the loss on line 19, column (3), is more than \$3,000, or if Form 1041, page 1, line 22 (or Form 990-T, line 34), is a loss, complete the **Capital Loss Carryover Worksheet** in the instructions to figure your capital loss carryover

Part V Tax Computation Using Maximum Capital Gains Rates

Form 1041 filers. Complete this part **only** if both lines 18a and 19 in column (2) are gains, or an amount is entered in Part I or Part II and there is an entry on Form 1041, line 2b(2), and Form 1041, line 22, is more than zero.

Caution: Skip this part and complete the **Schedule D Tax Worksheet** in the instructions if:

- Either line 18b, col. (2) or line 18c, col. (2) is more than zero, or
- Both Form 1041, line 2b(1), and Form 4952, line 4g are more than zero.

Form 990-T trusts. Complete this part **only** if both lines 18a and 19 are gains, or qualified dividends are included in income in Part I of Form 990-T, and Form 990-T, line 34, is more than zero. Skip this part and complete the **Schedule D Tax Worksheet** in the instructions if either line 18b, col. (2) or line 18c, col. (2) is more than zero.

21	Enter taxable income from Form 1041, line 22 (or Form 990-T, line 34).	21		
22	Enter the smaller of line 18a or 19 in column (2) but not less than zero	22		
23	Enter the estate's or trust's qualified dividends from Form 1041, line 2b(2) (or enter the qualified dividends included in income in Part I of Form 990-T)	23		
24	Add lines 22 and 23	24		
25	If the estate or trust is filing Form 4952, enter the amount from line 4g; otherwise, enter -0- ▶	25		
26	Subtract line 25 from line 24. If zero or less, enter -0-	26		
27	Subtract line 26 from line 21. If zero or less, enter -0-	27		
28	Enter the smaller of the amount on line 21 or \$2,450	28		
29	Enter the smaller of the amount on line 27 or line 28	29		
30	Subtract line 29 from line 28. If zero or less, enter -0-. This amount is taxed at 0% ▶	30		
31	Enter the smaller of line 21 or line 26	31		
32	Subtract line 30 from line 26	32		
33	Enter the smaller of line 21 or \$11,950	33		
34	Add lines 27 and 30	34		
35	Subtract line 34 from line 33. If zero or less, enter -0-	35		
36	Enter the smaller of line 32 or line 35	36		
37	Multiply line 36 by 15%. ▶	37		
38	Enter the amount from line 31	38		
39	Add lines 30 and 36	39		
40	Subtract line 39 from line 38. If zero or less, enter -0-	40		
41	Multiply line 40 by 20% ▶	41		
42	Figure the tax on the amount on line 27 Use the 2013 Tax Rate Schedule for Estates and Trusts (see the Schedule G instructions in the instructions for Form 1041)	42		
43	Add lines 37, 41, and 42	43		
44	Figure the tax on the amount on line 21. Use the 2013 Tax Rate Schedule for Estates and Trusts (see the Schedule G instructions in the instructions for Form 1041)	44		
45	Tax on all taxable income. Enter the smaller of line 43 or line 44 here and on Form 1041, Schedule G, line 1a (or Form 990-T, line 36) ▶	45		

Name(s) shown on return (Name and SSN or taxpayer identification no. not required if shown on other side)

Social security number or taxpayer identification number

TR U/W FOR THE FAIRVIEW FARM P60325001

13-6374228

Most brokers issue their own substitute statement instead of using Form 1099-B. They also may provide basis information (usually your cost) to you on the statement even if it is not reported to the IRS. Before you check Box D, E, or F below, determine whether you received any statement(s) and, if so, the transactions for which basis was reported to the IRS. Brokers are required to report basis to the IRS for most stock you bought in 2011 or later.

Part II Long-Term. Transactions involving capital assets you held more than one year are long term. For short-term transactions, see page 1.

Note. You may aggregate all long-term transactions reported on Form(s) 1099-B showing basis was reported to the IRS and for which no adjustments or codes are required. Enter the total directly on Schedule D, line 8a; you are not required to report these transactions on Form 8949 (see instructions).

You must check Box D, E, or F below. Check only one box. If more than one box applies for your long-term transactions, complete a separate Form 8949, page 2, for each applicable box. If you have more long-term transactions than will fit on this page for one or more of the boxes, complete as many forms with the same box checked as you need

- (D) Long-term transactions reported on Form(s) 1099-B showing basis was reported to the IRS (see Note above)
- (E) Long-term transactions reported on Form(s) 1099-B showing basis was **not** reported to the IRS
- (F) Long-term transactions not reported to you on Form 1099-B

1	(a) Description of property (Example 100 sh XYZ Co)	(b) Date acquired (Mo, day, yr)	(c) Date sold or disposed (Mo, day, yr)	(d) Proceeds (sales price) (see instructions)	(e) Cost or other basis See the Note below and see Column (e) in the separate instructions	Adjustment, if any, to gain or loss. If you enter an amount in column (g), enter a code in column (f) See the separate instructions.		(h) Gain or (loss). Subtract column (e) from column (d) and combine the result with column (g)
						(f) Code(s) from instructions	(g) Amount of adjustment	
1161.378	JPMORGAN US EQUIT	VAR	02/04/2013	13,704.00	11,007.00			2,697.00
250.526	JPMORGAN EQUITY IN	08/12/2011	02/04/2013	2,708.00	2,142.00			566.00
102.897	JPMORGAN LARGE CAP	04/11/2011	02/04/2013	2,557.00	2,241.00			316.00
116.014	JPMORGAN SHORT DUR FUND	11/15/2007	02/04/2013	1,275.00	1,236.00			39.00
667.822	MANNING & NAPIER F	VAR	02/04/2013	12,328.00	11,822.00			506.00
81.684	JPM MID CAP CORE FD	07/15/2011	04/17/2013	1,605.00	1,398.00			207.00
332.516	JPMORGAN INTREPID	VAR	04/17/2013	9,533.00	7,586.00			1,947.00
493.372	MANNING & NAPIER F	06/23/2010	04/17/2013	9,206.00	8,081.00			1,125.00
7.	SPDR GOLD TRUST	12/17/2009	06/05/2013	948.00	767.00	C		181.00
1278.237	JPMORGAN SHORT DU FUND	11/15/2007	06/24/2013	13,920.00	13,613.00			307.00
1018.931	RIDGEWORTH SEIX F INCOME FD I*	VAR	06/24/2013	9,150.00	9,201.00			-51.00
381.662	JPMORGAN INTERNATI CURRENCY	05/20/2011	07/19/2013	4,225.00	4,410.00			-185.00
113.	VANGUARD EMERGING MAR	09/23/2010	07/30/2013	4,436.00	4,994.00			-558.00
408.959	JPMORGAN INTERNATI FUND	VAR	08/26/2013	5,783.00	5,305.00			478.00
<p>2 Totals. Add the amounts in columns (d), (e), (g), and (h) (subtract negative amounts). Enter each total here and include on your Schedule D, line 8b (if Box D above is checked), line 9 (if Box E above is checked), or line 10 (if Box F above is checked) ▶</p>								

Note. If you checked Box D above but the basis reported to the IRS was incorrect, enter in column (e) the basis as reported to the IRS, and enter an adjustment in column (g) to correct the basis. See Column (g) in the separate instructions for how to figure the amount of the adjustment



TR U/W FOR THE FAIRVIEW FARM ACCT. P60325001
For the Period 1/1/14 to 1/31/14

Account Summary

PRINCIPAL

Asset Allocation	Beginning Market Value	Ending Market Value	Change In Value	Estimated Annual Income	Current Allocation
Equity	255,773.50	255,106.76	(666.74)	3,592.69	54%
Alternative Assets	78,009.53	74,767.62	(3,241.91)	1,130.17	16%
Cash & Fixed Income	148,364.08	140,610.14	(7,753.94)	2,740.05	30%
Market Value	\$482,147.11	\$470,484.52	(\$11,662.59)	\$7,462.91	100%

INCOME

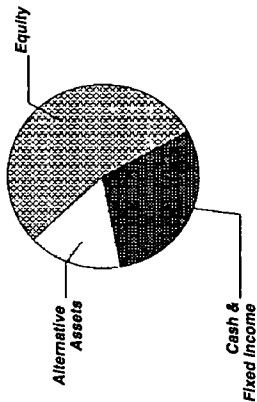
Cash Position	Beginning Market Value	Ending Market Value	Change In Value
Cash Balance	4,171.85	27.37	(4,144.48)
Accruals	175.79	107.11	(68.68)
Market Value	\$4,347.64	\$134.48	(\$4,213.16)

PRINCIPAL

Portfolio Activity	Current Period Value	Year-to-Date Value
Beginning Market Value	482,147.11	456,301.99
Additions		88.00
Withdrawals & Fees	(997.41)	(13,856.89)
Net Additions/Withdrawals	(\$997.41)	(\$13,768.89)
Income		
Change In Investment Value	(10,665.18)	25,951.42
Ending Market Value	\$470,484.52	\$470,484.52
Accruals	--	--
Market Value with Accruals	--	--

INCOME

Portfolio Activity	Current Period Value	Year-to-Date Value
Beginning Market Value	4,171.85	194.67
Additions		9,685.99
Withdrawals & Fees	(4,764.75)	(18,514.93)
Net Additions/Withdrawals	(\$4,764.75)	(\$8,828.94)
Income	620.27	8,661.64
Change In Investment Value	\$27.37	\$27.37
Accruals	107.11	107.11
Market Value with Accruals	\$134.48	\$134.48



Asset Allocation



TR U/W FOR THE FAIRVIEW FARM ACCT. P60325001
For the Period 1/1/14 to 1/31/14

Account Summary CONTINUED

Tax Summary	Current Period Value	Year-to-Date Value
Domestic Dividends/Distributions	619.47	8,655.81
Interest Income	0.80	5.83
Taxable Income	\$620.27	\$8,661.64

	Current Period Value	Year-to-Date Value
LT Capital Gain Distributions		5,661.32
ST Realized Gain/Loss	(7.12)	203.96
LT Realized Gain/Loss	123.06	13,304.97
Realized Gain/Loss	\$115.94	\$19,170.25

Unrealized Gain/Loss To-Date Value
\$43,291.69

Cost Summary	Cost
Equity	212,889.21
Cash & Fixed Income	138,690.45
Total	\$351,579.66

J.P.Morgan



TR U/W FOR THE FAIRVIEW FARM ACCT. P60325001
For the Period 1/1/14 to 1/31/14

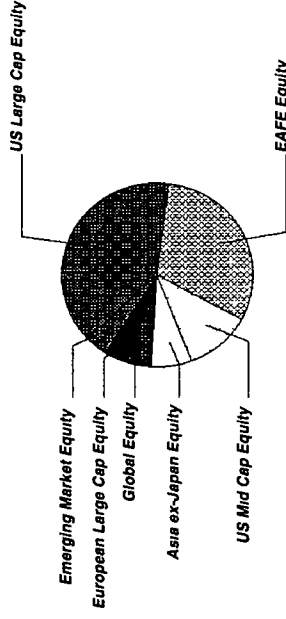
Equity Summary

Asset Categories	Beginning Market Value	Ending Market Value	Change In Value	Current Allocation
US Large Cap Equity	102,275.82	98,579.75	(3,696.07)	21%
US Mid Cap Equity	30,241.32	29,574.15	(667.17)	6%
EAFE Equity	74,634.98	80,683.84	6,048.86	17%
European Large Cap Equity	9,996.00	9,538.70	(457.30)	2%
Asia ex-Japan Equity	18,153.21	17,330.47	(822.74)	4%
Emerging Market Equity	9,823.40	9,151.23	(672.17)	2%
Global Equity	10,648.77	10,248.62	(400.15)	2%
Total Value	\$255,773.50	\$255,106.76	(\$666.74)	54%

Market Value/Cost	Current Period Value
Market Value	255,106.76
Tax Cost	(212,889.21)
Unrealized Gain/Loss	42,217.55
Estimated Annual Income	3,592.69
Yield	1.40%

Equity as a percentage of your portfolio - 54 %

Asset Categories





TR U/W FOR THE FAIRVIEW FARM ACCT. P60325001
For the Period 1/1/14 to 1/31/14

Equity Detail

	Price	Quantity	Value	Adjusted Tax Cost Original Cost	Unrealized Gain/Loss	Est Annual Inc Accrued Div.	Yield
US Large Cap Equity							
FMI LARGE CAP FUND LARGE CAP FD 302933-20-5 FMIH X	19.97	510.150	10,187.70	7,162.51	3,025.19	90.29	0.89%
HARTFORD CAPITAL APPREC-I 416649-30-9 ITHI X	45.02	602.562	27,127.34	20,575.27	6,552.07	131.96	0.49%
JPM INTREPID VALUE FD - SEL FUND 1136 4812A2-30-6 JPIV X	33.48	343.590	11,503.39	8,428.26	3,075.13	146.02	1.27%
JPM US LARGE CAP CORE PLUS FD - SEL FUND 1002 4812A2-38-9 JLPS X	26.76	840.799	22,499.78	17,137.89	5,361.89	96.69	0.43%
SPDR S&P 500 ETF TRUST 78462F-10-3 SPY	178.18	153.000	27,261.54	22,086.91	5,174.63	512.70	1.88%
Total US Large Cap Equity			\$98,579.75	\$75,390.84	\$23,188.91	\$977.66	0.99%
US Mid Cap Equity							
ISHARES CORE S&P MID-CAP ETF 464287-50-7 IJH	130.88	82.000	10,732.16	7,196.15	3,536.01	141.69	1.32%
JPM MID CAP CORE FD - SEL FUND 2426 48121L-75-9 JMRS X	21.25	464.169	9,863.59	7,946.57	1,917.02	24.60	0.25%

J.P. Morgan



TR U/W FOR THE FAIRVIEW FARM ACCT. P60325001
For the Period 1/1/14 to 1/31/14

	Price	Quantity	Value	Adjusted Tax Cost Original Cost	Unrealized Gain/Loss	Est. Annual Inc. Accrued Div	Yield
US Mid Cap Equity							
JPM MKT EXP ENH INDEX FD - SEL FUND 3708	12.78	702.535	8,978.40	5,964.52	3,013.88	84.30	0.94%
4812C1-63-7 PGMI X							
Total US Mid Cap Equity			\$29,574.15	\$21,107.24	\$8,466.91	\$250.59	0.85%
EAFE Equity							
ISHARES MSCI EAFE INDEX FUND 464287-46-5 EFA	63.61	380 000	24,171.80	23,886.51	285.29	647.14	2.68%
MFS INTL VALUE-I 55273E-82-2 MINI X	33.74	550.123	18,561.15	14,325.25	4,235.90	363.63	1.96%
OAKMARK INTERNATIONAL FD-I 413838-20-2 OAKI X	25.40	566 952	14,400.58	13,930.00	470.58	247.19	1.72%
T ROWE PRICE OVERSEAS STOCK 77956H-75-7 TROS X	9.72	2,422.871	23,550.31	21,110.96	2,439.35	460.34	1.95%
Total EAFE Equity			\$80,683.84	\$73,252.72	\$7,431.12	\$1,718.30	2.13%
European Large Cap Equity							
VANGUARD FTSE EUROPE ETF 922042-87-4 VGK	56.11	170 000	9,538.70	8,836.57	702.13	276.93	2.90%

J.P.Morgan



TR U/W FOR THE FAIRVIEW FARM ACCT. P60325001
For the Period 1/1/14 to 1/31/14


	Price	Quantity	Value	Adjusted Tax Cost Original Cost	Unrealized Gain/Loss	Est. Annual Inc. Accrued Div.	Yield
Asia ex-Japan Equity							
ABERDEEN ASIA-PAC XJ-INST EQUITY FUND - INSTITUTIONAL SERVICE SHARES 003021-69-8 AAPI X	10.90	763.137	8,318.19	8,058.72	259.47	120.57	1.45%
MATTHEWS PACIFIC TIGER FD-IS 577130-83-4 MIPT X	23.94	376.453	9,012.28	7,421.25	1,591.03	75.66	0.84%
Total Asia ex-Japan Equity			\$17,330.47	\$15,479.97	\$1,850.50	\$196.23	1.13%
Emerging Market Equity							
JPM CHINA REGION FD - SEL FUND 3810 4812A3-52-8 JCHS X	19.95	232.640	4,641.17	4,583.00	58.17	24.65	0.53%
JPM EMERG MKRT EQUITY FD - INSTL FUND 1389 4812A0-63-1 JMIE X	20.97	215.072	4,510.06	5,154.87	(644.81)	37.85	0.84%
Total Emerging Market Equity			\$9,151.23	\$9,737.87	(\$586.64)	\$62.50	0.68%
Global Equity							
JPM GLOBAL RES ENH INDEX FD - SEL FUND 3457 46637K-51-3 JEIT X	17.16	597.239	10,248.62	9,084.00	1,164.62	110.48	1.08%



TR U/W FOR THE FAIRVIEW FARM ACCT P60325001
For the Period 1/1/14 to 1/31/14

Alternative Assets Summary

Asset Categories	Beginning Estimated Value	Ending Estimated Value	Change In Value	Current Allocation
Hedge Funds	60,709.39	60,316.69	(392.70)	13%
Hard Assets	17,300.14	14,450.93	(2,849.21)	3%
Total Value	\$78,009.53	\$74,767.62	(\$3,241.91)	16%



Alternative Assets Detail

Alternative Assets as a percentage of your portfolio - 16 %

	Price	Quantity	Estimated Value	Cost
Hedge Funds				
EATON VANCE FLOATING-RATE ADVANTAGE I 277923-63-7 EIFA X	11.22	809.730	9,085.17	8,874.64
EATON VANCE GLOBAL MACRO-I 277923-72-8 EIGM X	9.34	924.424	8,634.12	9,373.36

J.P.Morgan



TR U/W FOR THE FAIRVIEW FARM ACCT. P60325001
For the Period 1/1/14 to 1/31/14

	Price	Quantity	Estimated Value	Cost
Hedge Funds				
EQUINOX FDS TR EQNX CB STGY I 29446A-81-9 EBSI X	10.25	644.634	6,607.50	6,788.00
GATEWAY FUND-Y 367829-88-4 GTEY X	28.53	489.705	13,971.28	13,274.00
INV BALANCED-RISK ALLOC-Y 00141V-69-7 ABRY X	11.90	704.862	8,387.86	8,698.00
PIMCO UNCONSTRAINED BOND-P 72201M-45-3 PUCP X	11.15	801.448	8,936.15	9,192.00
THE ARBITRAGE FUND-I 03875R-20-5 ARBN X	12.85	365.339	4,694.61	4,782.29
Total Hedge Funds			\$60,318.69	\$60,982.29

	Price	Quantity	Estimated Value	Cost	Est. Annual Income Accrued Income
Hard Assets					
PIMCO COMMODITYPL STRAT-P 72201P-16-7 PCLP X	10.44	1,384.189	14,450.93	14,630.88	47.06

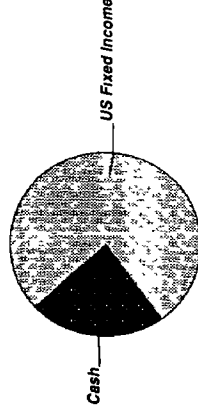
J.P.Morgan



TR U/W FOR THE FAIRVIEW FARM ACCT. P60325001
For the Period 1/1/14 to 1/31/14

Cash & Fixed Income Summary

Asset Categories	Beginning Market Value	Ending Market Value	Change In Value	Current Allocation
Cash	34,826.01	31,266.60	(3,559.41)	7%
US Fixed Income	108,876.25	109,343.54	467.29	23%
Foreign Exchange & Non-USD Fixed Income	4,661.82	0.00	(4,661.82)	
Total Value	\$148,364.08	\$140,610.14	(\$7,753.94)	30%



Market Value/Cost	Current Period Value
Market Value	140,610.14
Tax Cost	138,690.45
Unrealized Gain/Loss	1,919.69
Estimated Annual Income	2,740.05
Accrued Interest	107.11
Yield	1.94%

Cash & Fixed Income as a percentage of your portfolio - 30 %

SUMMARY BY MATURITY

Cash & Fixed Income	Market Value	% of Bond Portfolio
0-6 months ¹	140,610.14	100%

¹ The years indicate the number of years until the bond is scheduled to mature based on the statement end date. Some bonds may be called, or paid in full, before their stated maturity.

SUMMARY BY TYPE

Cash & Fixed Income	Market Value	% of Bond Portfolio
Cash	31,266.60	22%
Mutual Funds	109,343.54	78%
Total Value	\$140,610.14	100%

J.P.Morgan



TR U/W FOR THE FAIRVIEW FARM ACCT. P60325001
For the Period 1/1/14 to 1/31/14

Note. ¹ This is the Annual Percentage Yield (APY) which is the rate earned if balances remain on deposit for a full year with compounding, there is no change in the interest rate and all interest is left in the account.

Cash & Fixed Income Detail

	Price	Quantity	Value	Adjusted Tax Cost Original Cost	Unrealized Gain/Loss	Est. Annual Income Accrued Interest	Yield
Cash							
US DOLLAR PRINCIPAL	1.00	31,266.60	31,266.60	31,266.60		9.37 0.93	0.03% ¹
US Fixed Income							
DODGE & COX INCOME FUND 256210-10-5	13.71	670.94	9,198.60	9,051.00	147.60	278.44	3.03%
DOUBLELINE TOTAL RET BD-I 258620-10-3	10.97	906.03	9,939.13	10,070.00	(130.87)	502.84	5.06%
JPM STRAT INCOME OPPORT FD - SEL FUND 3844 4812A4-35-1	11.91	800.94	9,539.14	9,187.18	351.96	236.27 6.41	2.48%
JPM HIGH YIELD FD - SEL FUND 3580 4812C0-80-3	8.00	1,164.22	9,313.78	8,755.97	557.81	579.78 40.75	6.23%
JPM SHORT DURATION BOND FD - SEL FUND 3133 4812C1-33-0	10.91	3,895.88	42,504.09	41,534.07	970.02	409.06 27.27	0.96%
JPM MULTI SECTOR INCOME FD - SEL FUND 2130 48121A-29-0	10.26	936.96	9,613.18	9,482.00	131.18	225.80 26.23	2.35%



TR U/W FOR THE FAIRVIEW FARM ACCT P60325001
For the Period 1/1/14 to 1/31/14

	Price	Quantity	Value	Adjusted Tax Cost Original Cost	Unrealized Gain/Loss	Est Annual Income Accrued Interest	Yield
US Fixed Income							
JPM INFLATION MGD BOND FD - SEL FUND 2037 48121A-56-3	10.47	920.70	9,639.70	9,802.78	(163.08)	102.19 5.52	1.06%
RIDGEWORTH SEIX FLOATING-I 76628T-67-8	9.08	1,056.82	9,595.92	9,540.85	55.07	396.30	4.13%
Total US Fixed Income			\$109,343.54	\$107,423.85	\$1,919.69	\$2,730.68 \$106.18	2.50%