



See a Social Security Number? Say Something!
Report Privacy Problems to <https://public.resource.org/privacy>
Or call the IRS Identity Theft Hotline at 1-800-908-4490



Department of the Treasury
Internal Revenue Service

or Section 4947(a)(1) Trust Treated as Private Foundation
Do not enter Social Security numbers on this form as it may be made public.

Information about Form 990-PF and its separate instructions is at www.irs.gov/form990pf

Open to Public Inspection

For calendar year 2013 or tax year beginning

02/01, 2013, and ending

01/31, 2014

Name of foundation: **THE ROBERT GOELET FOUNDATION P62701001**

Number and street (or P O box number if mail is not delivered to street address): **10 S DEARBORN IL1-0117**

Room/suite: _____

City or town, state or province, country, and ZIP or foreign postal code: **CHICAGO, IL 60603**

Employer identification number: **13-6146654**

Telephone number (see instructions): **866-888-5157**

Check all that apply:

<input type="checkbox"/> Initial return	<input type="checkbox"/> Initial return of a former public charity
<input type="checkbox"/> Final return	<input type="checkbox"/> Amended return
<input type="checkbox"/> Address change	<input type="checkbox"/> Name change

Check type of organization: Section 501(c)(3) exempt private foundation
 Section 4947(a)(1) nonexempt charitable trust Other taxable private foundation

Fair market value of all assets at end of year (from Part II, col. (c), line 16) ▶ \$ **2,492,248.**

Accounting method: Cash Accrual
 Other (specify) _____ (Part I, column (d) must be on cash basis.)

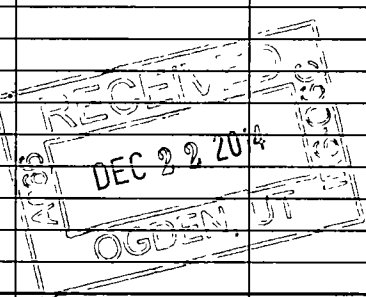
C If exemption application is pending, check here

D 1 Foreign organizations, check here
 2 Foreign organizations meeting the 85% test, check here and attach computation

E If private foundation status was terminated under section 507(b)(1)(A), check here

F If the foundation is in a 60-month termination under section 507(b)(1)(B), check here

Part I Analysis of Revenue and Expenses (The total of amounts in columns (b), (c), and (d) may not necessarily equal the amounts in column (a) (see instructions))		(a) Revenue and expenses per books	(b) Net investment income	(c) Adjusted net income	(d) Disbursements for charitable purposes (cash basis only)
Revenue	1 Contributions, gifts, grants, etc., received (attach schedule)				
	2 Check <input checked="" type="checkbox"/> if the foundation is not required to attach Sch B				
	3 Interest on savings and temporary cash investments				
	4 Dividends and interest from securities	56,512.	56,512.		
	5a Gross rents				
	b Net rental income or (loss)				
	6a Net gain or (loss) from sale of assets not on line 10	33,822.			
	b Gross sales price for all assets on line 6a	93,547.			
	7 Capital gain net income (from Part IV, line 2)		33,822.		
	8 Net short-term capital gain				
	9 Income modifications				
	10 a Gross sales less returns and allowances				
b Less Cost of goods sold					
c Gross profit or (loss) (attach schedule)					
11 Other income (attach schedule)					
12 Total. Add lines 1 through 11	90,334.	90,334.			
Operating and Administrative Expenses	13 Compensation of officers, directors, trustees, etc.	37,070.	27,802.		9,267.
	14 Other employee salaries and wages		NONE	NONE	
	15 Pension plans, employee benefits		NONE	NONE	
	16a Legal fees (attach schedule)				
	b Accounting fees (attach schedule)				
	c Other professional fees (attach schedule)				
	17 Interest				
	18 Taxes (attach schedule) (see instructions) STMT. 1	3,417.	523.		
	19 Depreciation (attach schedule) and depletion				
	20 Occupancy				
	21 Travel, conferences, and meetings		NONE	NONE	
	22 Printing and publications		NONE	NONE	
	23 Other expenses (attach schedule) STMT. 2	250.			250.
	24 Total operating and administrative expenses. Add lines 13 through 23	40,737.	28,325.	NONE	9,517.
	25 Contributions, gifts, grants paid	95,000.			95,000.
26 Total expenses and disbursements. Add lines 24 and 25	135,737.	28,325.	NONE	104,517.	
27 Subtract line 26 from line 12:					
a Excess of revenue over expenses and disbursements	-45,403.				
b Net investment income (if negative, enter -0-)		62,009.			
c Adjusted net income (if negative, enter -0-)					



SCANNED DEC 29 2014

Part II Balance Sheets		Attached schedules and amounts in the description column should be for end-of-year amounts only (See instructions)			
		Beginning of year	End of year		
		(a) Book Value	(b) Book Value	(c) Fair Market Value	
Assets	1	Cash - non-interest-bearing	13,168.	13,948.	13,948.
	2	Savings and temporary cash investments	25,490.	24,031.	24,031.
	3	Accounts receivable ▶ Less: allowance for doubtful accounts ▶			
	4	Pledges receivable ▶ Less: allowance for doubtful accounts ▶			
	5	Grants receivable			
	6	Receivables due from officers, directors, trustees, and other disqualified persons (attach schedule) (see instructions)			
	7	Other notes and loans receivable (attach schedule) ▶ Less: allowance for doubtful accounts ▶			NONE
	8	Inventories for sale or use			
	9	Prepaid expenses and deferred charges			
	10 a	Investments - U S and state government obligations (attach schedule),			
	b	Investments - corporate stock (attach schedule)	1,215,229.	1,200,823.	1,973,348.
	c	Investments - corporate bonds (attach schedule),	413,108.	413,108.	438,711.
	11	Investments - land, buildings, and equipment basis Less: accumulated depreciation ▶ (attach schedule)			
	12	Investments - mortgage loans			
	13	Investments - other (attach schedule)	75,318.	45,000.	42,210.
	14	Land, buildings, and equipment basis Less: accumulated depreciation ▶ (attach schedule)			
15	Other assets (describe ▶)				
16	Total assets (to be completed by all filers - see the instructions Also, see page 1, item I)	1,742,313.	1,696,910.	2,492,248.	
Liabilities	17	Accounts payable and accrued expenses			
	18	Grants payable			
	19	Deferred revenue			
	20	Loans from officers, directors, trustees, and other disqualified persons			
	21	Mortgages and other notes payable (attach schedule)			
	22	Other liabilities (describe ▶)			
	23	Total liabilities (add lines 17 through 22)			NONE
Net Assets or Fund Balances	Foundations that follow SFAS 117, check here ▶ <input type="checkbox"/> and complete lines 24 through 26 and lines 30 and 31.				
	24	Unrestricted			
	25	Temporarily restricted			
	26	Permanently restricted			
	Foundations that do not follow SFAS 117, . . . ▶ <input checked="" type="checkbox"/> check here and complete lines 27 through 31.				
	27	Capital stock, trust principal, or current funds	1,742,313.	1,696,910.	
	28	Paid-in or capital surplus, or land, bldg, and equipment fund			
29	Retained earnings, accumulated income, endowment, or other funds				
30	Total net assets or fund balances (see instructions)	1,742,313.	1,696,910.		
31	Total liabilities and net assets/fund balances (see instructions)	1,742,313.	1,696,910.		

Part III Analysis of Changes in Net Assets or Fund Balances

1	Total net assets or fund balances at beginning of year - Part II, column (a), line 30 (must agree with end-of-year figure reported on prior year's return)	1	1,742,313.
2	Enter amount from Part I, line 27a	2	-45,403.
3	Other increases not included in line 2 (itemize) ▶	3	
4	Add lines 1, 2, and 3	4	1,696,910.
5	Decreases not included in line 2 (itemize) ▶	5	
6	Total net assets or fund balances at end of year (line 4 minus line 5) - Part II, column (b), line 30	6	1,696,910.

Part IV Capital Gains and Losses for Tax on Investment Income

(a) List and describe the kind(s) of property sold (e.g., real estate, 2-story brick warehouse; or common stock, 200 shs MLC Co)				(b) How acquired P - Purchase D - Donation	(c) Date acquired (mo, day, yr)	(d) Date sold (mo, day, yr)
1a PUBLICLY TRADED SECURITIES						
b						
c						
d						
e						
(e) Gross sales price	(f) Depreciation allowed (or allowable)	(g) Cost or other basis plus expense of sale	(h) Gain or (loss) (e) plus (f) minus (g)			
a 93,547.		59,725.	33,822.			
b						
c						
d						
e						
Complete only for assets showing gain in column (h) and owned by the foundation on 12/31/69						
(i) FMV as of 12/31/69	(j) Adjusted basis as of 12/31/69	(k) Excess of col (i) over col (j), if any	(l) Gains (Col (h) gain minus col (k), but not less than -0- or Losses (from col (h))			
a			33,822.			
b						
c						
d						
e						
2 Capital gain net income or (net capital loss) { If gain, also enter in Part I, line 7 If (loss), enter -0- in Part I, line 7 }				2	33,822.	
3 Net short-term capital gain or (loss) as defined in sections 1222(5) and (6) If gain, also enter in Part I, line 8, column (c) (see instructions). If (loss), enter -0- in Part I, line 8 }				3		

Part V Qualification Under Section 4940(e) for Reduced Tax on Net Investment Income

(For optional use by domestic private foundations subject to the section 4940(a) tax on net investment income.)

If section 4940(d)(2) applies, leave this part blank

Was the foundation liable for the section 4942 tax on the distributable amount of any year in the base period? Yes No
If "Yes," the foundation does not qualify under section 4940(e) Do not complete this part.

1 Enter the appropriate amount in each column for each year; see the instructions before making any entries.

(a) Base period years Calendar year (or tax year beginning in)	(b) Adjusted qualifying distributions	(c) Net value of noncharitable-use assets	(d) Distribution ratio (col (b) divided by col (c))
2012	99,761.	2,246,226.	0.044413
2011	140,519.	2,283,623.	0.061533
2010	128,203.	2,144,522.	0.059782
2009	102,207.	1,823,649.	0.056045
2008	116,471.	1,975,692.	0.058952
2 Total of line 1, column (d)			2 0.280725
3 Average distribution ratio for the 5-year base period - divide the total on line 2 by 5, or by the number of years the foundation has been in existence if less than 5 years			3 0.056145
4 Enter the net value of noncharitable-use assets for 2013 from Part X, line 5			4 2,427,699.
5 Multiply line 4 by line 3			5 136,303.
6 Enter 1% of net investment income (1% of Part I, line 27b)			6 620.
7 Add lines 5 and 6			7 136,923.
8 Enter qualifying distributions from Part XII, line 4 If line 8 is equal to or greater than line 7, check the box in Part VI, line 1b, and complete that part using a 1% tax rate See the Part VI instructions			8 104,517.

Part VI Excise Tax Based on Investment Income (Section 4940(a), 4940(b), 4940(e), or 4948 - see instructions)

Table with 11 rows for excise tax calculations. Includes sub-rows 6a-6d for credits and payments. Total tax due is 1,744.

Part VII-A Statements Regarding Activities

Table with 10 rows for activity statements. Includes 'Yes' and 'No' columns. Marked 'X' for 'No' responses to questions 1a, 1b, 1c, 2, 3, 4a, 4b, 5, 6, 7, 8b, 9, and 10.

Part VII-A Statements Regarding Activities (continued)

11 At any time during the year, did the foundation, directly or indirectly, own a controlled entity within the meaning of section 512(b)(13)? If "Yes," attach schedule (see instructions). 11 X
12 Did the foundation make a distribution to a donor advised fund over which the foundation or a disqualified person had advisory privileges? If "Yes," attach statement (see instructions) 12 X
13 Did the foundation comply with the public inspection requirements for its annual returns and exemption application? 13 X
Website address n/a
14 The books are in care of JPMorgan Chase Bank, NA Telephone no (866) 888-5157
Located at 10 S DEARBORN ST., IL1-0117, CHICAGO, IL ZIP+4 60603
15 Section 4947(a)(1) nonexempt charitable trusts filing Form 990-PF in lieu of Form 1041 - Check here 15
16 At any time during calendar year 2013, did the foundation have an interest in or a signature or other authority over a bank, securities, or other financial account in a foreign country? 16 Yes No X
See the instructions for exceptions and filing requirements for Form TD F 90-22.1. If "Yes," enter the name of the foreign country

Part VII-B Statements Regarding Activities for Which Form 4720 May Be Required

File Form 4720 if any item is checked in the "Yes" column, unless an exception applies.

1a During the year did the foundation (either directly or indirectly):
(1) Engage in the sale or exchange, or leasing of property with a disqualified person? Yes X No
(2) Borrow money from, lend money to, or otherwise extend credit to (or accept it from) a disqualified person? Yes X No
(3) Furnish goods, services, or facilities to (or accept them from) a disqualified person? Yes X No
(4) Pay compensation to, or pay or reimburse the expenses of, a disqualified person? X Yes No
(5) Transfer any income or assets to a disqualified person (or make any of either available for the benefit or use of a disqualified person)? Yes X No
(6) Agree to pay money or property to a government official? (Exception. Check "No" if the foundation agreed to make a grant to or to employ the official for a period after termination of government service, if terminating within 90 days.) Yes X No
b If any answer is "Yes" to 1a(1)-(6), did any of the acts fail to qualify under the exceptions described in Regulations section 53.4941(d)-3 or in a current notice regarding disaster assistance (see instructions)? 1b X
Organizations relying on a current notice regarding disaster assistance check here
c Did the foundation engage in a prior year in any of the acts described in 1a, other than excepted acts, that were not corrected before the first day of the tax year beginning in 2013? 1c X
2 Taxes on failure to distribute income (section 4942) (does not apply for years the foundation was a private operating foundation defined in section 4942(j)(3) or 4942(j)(5)):
a At the end of tax year 2013, did the foundation have any undistributed income (lines 6d and 6e, Part XIII) for tax year(s) beginning before 2013? Yes X No
If "Yes," list the years
b Are there any years listed in 2a for which the foundation is not applying the provisions of section 4942(a)(2) (relating to incorrect valuation of assets) to the year's undistributed income? (If applying section 4942(a)(2) to all years listed, answer "No" and attach statement - see instructions) 2b X
c If the provisions of section 4942(a)(2) are being applied to any of the years listed in 2a, list the years here
3a Did the foundation hold more than a 2% direct or indirect interest in any business enterprise at any time during the year? Yes X No
b If "Yes," did it have excess business holdings in 2013 as a result of (1) any purchase by the foundation or disqualified persons after May 26, 1969; (2) the lapse of the 5-year period (or longer period approved by the Commissioner under section 4943(c)(7)) to dispose of holdings acquired by gift or bequest; or (3) the lapse of the 10-, 15-, or 20-year first phase holding period? (Use Schedule C, Form 4720, to determine if the foundation had excess business holdings in 2013) 3b
4a Did the foundation invest during the year any amount in a manner that would jeopardize its charitable purposes? 4a X
b Did the foundation make any investment in a prior year (but after December 31, 1969) that could jeopardize its charitable purpose that had not been removed from jeopardy before the first day of the tax year beginning in 2013? 4b X

Part VIII Information About Officers, Directors, Trustees, Foundation Managers, Highly Paid Employees, and Contractors (continued)

3 Five highest-paid independent contractors for professional services (see instructions). If none, enter "NONE."

(a) Name and address of each person paid more than \$50,000	(b) Type of service	(c) Compensation
NONE		NONE

Total number of others receiving over \$50,000 for professional services		NONE

Part IX-A Summary of Direct Charitable Activities

List the foundation's four largest direct charitable activities during the tax year. Include relevant statistical information such as the number of organizations and other beneficiaries served, conferences convened, research papers produced, etc.	Expenses
1 NONE	
2	
3	
4	

Part IX-B Summary of Program-Related Investments (see instructions)

Describe the two largest program-related investments made by the foundation during the tax year on lines 1 and 2	Amount	
1 NONE		
2		
All other program-related investments See instructions 3 NONE		
Total. Add lines 1 through 3		

Part X Minimum Investment Return (All domestic foundations must complete this part. Foreign foundations, see instructions.)

1	Fair market value of assets not used (or held for use) directly in carrying out charitable, etc., purposes:		
a	Average monthly fair market value of securities	1a	2,429,770.
b	Average of monthly cash balances	1b	34,899.
c	Fair market value of all other assets (see instructions)	1c	NONE
d	Total (add lines 1a, b, and c)	1d	2,464,669.
e	Reduction claimed for blockage or other factors reported on lines 1a and 1c (attach detailed explanation)	1e	
2	Acquisition indebtedness applicable to line 1 assets	2	NONE
3	Subtract line 2 from line 1d	3	2,464,669.
4	Cash deemed held for charitable activities. Enter 1 1/2% of line 3 (for greater amount, see instructions)	4	36,970.
5	Net value of noncharitable-use assets. Subtract line 4 from line 3. Enter here and on Part V, line 4	5	2,427,699.
6	Minimum investment return. Enter 5% of line 5	6	121,385.

Part XI Distributable Amount (see instructions) (Section 4942(j)(3) and (j)(5) private operating foundations and certain foreign organizations check here and do not complete this part.)

1	Minimum investment return from Part X, line 6	1	121,385.
2a	Tax on investment income for 2013 from Part VI, line 5	2a	1,240.
b	Income tax for 2013. (This does not include the tax from Part VI)	2b	
c	Add lines 2a and 2b	2c	1,240.
3	Distributable amount before adjustments Subtract line 2c from line 1	3	120,145.
4	Recoveries of amounts treated as qualifying distributions	4	NONE
5	Add lines 3 and 4	5	120,145.
6	Deduction from distributable amount (see instructions)	6	NONE
7	Distributable amount as adjusted Subtract line 6 from line 5. Enter here and on Part XIII, line 1.	7	120,145.

Part XII Qualifying Distributions (see instructions)

1	Amounts paid (including administrative expenses) to accomplish charitable, etc., purposes:		
a	Expenses, contributions, gifts, etc - total from Part I, column (d), line 26	1a	104,517.
b	Program-related investments - total from Part IX-B	1b	
2	Amounts paid to acquire assets used (or held for use) directly in carrying out charitable, etc., purposes	2	NONE
3	Amounts set aside for specific charitable projects that satisfy the:		
a	Suitability test (prior IRS approval required)	3a	NONE
b	Cash distribution test (attach the required schedule)	3b	NONE
4	Qualifying distributions Add lines 1a through 3b Enter here and on Part V, line 8, and Part XIII, line 4	4	104,517.
5	Foundations that qualify under section 4940(e) for the reduced rate of tax on net investment income. Enter 1% of Part I, line 27b (see instructions)	5	N/A
6	Adjusted qualifying distributions. Subtract line 5 from line 4	6	104,517.

Note. The amount on line 6 will be used in Part V, column (b), in subsequent years when calculating whether the foundation qualifies for the section 4940(e) reduction of tax in those years

Part XIII Undistributed Income (see instructions)

	(a) Corpus	(b) Years prior to 2012	(c) 2012	(d) 2013
1 Distributable amount for 2013 from Part XI, line 7				120,145.
2 Undistributed income, if any, as of the end of 2013				
a Enter amount for 2012 only			NONE	
b Total for prior years 20 <u>11</u> , 20 <u> </u> , 20 <u> </u>		NONE		
3 Excess distributions carryover, if any, to 2013:				
a From 2008				NONE
b From 2009				NONE
c From 2010				9,147.
d From 2011				28,058.
e From 2012				NONE
f Total of lines 3a through e	37,205.			
4 Qualifying distributions for 2013 from Part XII, line 4: ► \$ <u>104,517.</u>				
a Applied to 2012, but not more than line 2a			NONE	
b Applied to undistributed income of prior years (Election required - see instructions)		NONE		
c Treated as distributions out of corpus (Election required - see instructions)	NONE			
d Applied to 2013 distributable amount				104,517.
e Remaining amount distributed out of corpus	NONE			
5 Excess distributions carryover applied to 2013 (If an amount appears in column (d), the same amount must be shown in column (a))	15,628.			15,628.
6 Enter the net total of each column as indicated below:				
a Corpus Add lines 3f, 4c, and 4e Subtract line 5	21,577.			
b Prior years' undistributed income Subtract line 4b from line 2b		NONE		
c Enter the amount of prior years' undistributed income for which a notice of deficiency has been issued, or on which the section 4942(a) tax has been previously assessed		NONE		
d Subtract line 6c from line 6b Taxable amount - see instructions		NONE		
e Undistributed income for 2012 Subtract line 4a from line 2a Taxable amount - see instructions			NONE	
f Undistributed income for 2013 Subtract lines 4d and 5 from line 1 This amount must be distributed in 2014				
7 Amounts treated as distributions out of corpus to satisfy requirements imposed by section 170(b)(1)(F) or 4942(g)(3) (see instructions)	NONE			
8 Excess distributions carryover from 2008 not applied on line 5 or line 7 (see instructions)	NONE			
9 Excess distributions carryover to 2014. Subtract lines 7 and 8 from line 6a	21,577.			
10 Analysis of line 9				
a Excess from 2009				NONE
b Excess from 2010				NONE
c Excess from 2011				21,577.
d Excess from 2012				NONE
e Excess from 2013				NONE

Part XIV Private Operating Foundations (see instructions and Part VII-A, question 9)

NOT APPLICABLE

1a If the foundation has received a ruling or determination letter that it is a private operating foundation, and the ruling is effective for 2013, enter the date of the ruling

b Check box to indicate whether the foundation is a private operating foundation described in section 4942(j)(3) or 4942(j)(5)

Table with 5 main columns: (a) 2013, (b) 2012, (c) 2011, (d) 2010, (e) Total. Rows include 2a (Adjusted net income), 2b (85% of line 2a), 2c (Qualifying distributions from Part XII), 2d (Amounts included in line 2c not used directly for active conduct of exempt activities), 2e (Qualifying distributions made directly for active conduct of exempt activities), 3 (Alternative tests: Assets, Endowment, Support), and 4 (Gross investment income).

Part XV Supplementary Information (Complete this part only if the foundation had \$5,000 or more in assets at any time during the year - see instructions.)

1 Information Regarding Foundation Managers:

a List any managers of the foundation who have contributed more than 2% of the total contributions received by the foundation before the close of any tax year (but only if they have contributed more than \$5,000) (See section 507(d)(2).)

NONE

b List any managers of the foundation who own 10% or more of the stock of a corporation (or an equally large portion of the ownership of a partnership or other entity) of which the foundation has a 10% or greater interest

NONE

2 Information Regarding Contribution, Grant, Gift, Loan, Scholarship, etc., Programs:

Check here [] if the foundation only makes contributions to preselected charitable organizations and does not accept unsolicited requests for funds. If the foundation makes gifts, grants, etc. (see instructions) to individuals or organizations under other conditions, complete items 2a, b, c, and d.

a The name, address, and telephone number or e-mail address of the person to whom applications should be addressed:

SEE STATEMENT 3

b The form in which applications should be submitted and information and materials they should include:

SEE ATTACHED STATEMENT FOR LINE 2

c Any submission deadlines:

SEE ATTACHED STATEMENT FOR LINE 2

d Any restrictions or limitations on awards, such as by geographical areas, charitable fields, kinds of institutions, or other factors

SEE ATTACHED STATEMENT FOR LINE 2

Part XV Supplementary Information (continued)

3 Grants and Contributions Paid During the Year or Approved for Future Payment

Recipient	If recipient is an individual, show any relationship to any foundation manager or substantial contributor	Foundation status of recipient	Purpose of grant or contribution	Amount
Name and address (home or business)				
a Paid during the year				
PELHAM ROTARY CHARITIES FUND PO BOX 8073 Pelham NY 10803	NONE	PUBLIC CHA	GENERAL	10,000.
AMERICARES 88 HAMILTON AVE. Stamford CT 06902	NONE	PUBLIC CHA	GENERAL	25,000.
Old Westbury Gardens Inc P.O. B. 430 Old Westbury NY 11568	NONE	PUBLIC CHA	GENERAL	25,000.
Metropolitan Opera Association Inc 30 LINCOLN CENTER New York NY 10023	NONE	PUBLIC CHA	GENERAL	20,000.
New York City Ballet Inc 20 LINCOLN CENTER New York NY 10025	NONE	PUBLIC CHA	GENERAL	15,000.
Total ▶ 3a				95,000.
b Approved for future payment				
Total ▶ 3b				

FORM 990PF, PART I - TAXES
=====

DESCRIPTION	REVENUE AND EXPENSES PER BOOKS	NET INVESTMENT INCOME
FEDERAL EXCISE TAX PRIOR YEAR	1,829.	
ESTIMATED FEDERAL EXCISE TAX	1,065.	
FOREIGN TAXES PAID	523.	523.
TOTALS	3,417.	523.

FORM 990PF, PART I - OTHER EXPENSES

=====

REVENUE
AND
EXPENSES
PER BOOKS

CHARITABLE
PURPOSES

DESCRIPTION

NY ATTORNEY GENERAL FILING FEE

250.

250.

TOTALS

250.

250.

=====

=====

RECIPIENT NAME:

JPMorgan Chase Bank, NA C Berozsky

ADDRESS:

270 Park Ave. Fl 18

New York, NY 10017

RECIPIENT'S PHONE NUMBER: 212-464-1949

FORM, INFORMATION AND MATERIALS:

no application form

SUBMISSION DEADLINES:

none

RESTRICTIONS OR LIMITATIONS ON AWARDS:

limited to IRC Section 501 C 3

organization chosen by the trustee



THE ROBERT GOELET FDTN ACCT P62701001
For the Period 1/1/14 to 1/31/14

Account Summary

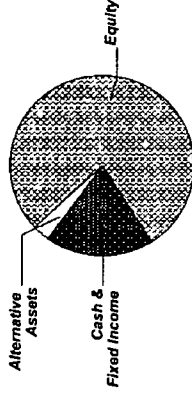
PRINCIPAL

Asset Allocation	Beginning Market Value	Ending Market Value	Change In Value	Estimated Annual Income	Current Allocation
Equity	2,053,749.69	1,973,347.91	(80,401.78)	36,217.19	79%
Alternative Assets	43,140.17	42,210.25	(929.92)	137.46	2%
Cash & Fixed Income	459,632.38	462,742.11	3,109.73	19,873.47	19%
Market Value	\$2,556,522.24	\$2,478,300.27	(\$78,221.97)	\$56,228.12	100%

INCOME

Cash Position	Beginning Market Value	Ending Market Value	Change In Value
Cash Balance	22,899.57	13,948.36	(8,951.21)
Accruals	2,085.44	1,944.46	(140.98)
Market Value	\$24,985.01	\$15,892.82	(\$9,092.19)

Asset Allocation



PRINCIPAL

Portfolio Activity	Current Period Value	Year-to-Date Value
Beginning Market Value	2,556,522.24	2,351,335.25
Withdrawals & Fees		(80,000.00)
Net Additions/Withdrawals	\$0.00	(\$80,000.00)
Income		3,128.49
Change In Investment Value	(78,221.97)	206,965.02
Ending Market Value	\$2,478,300.27	\$2,478,300.27
Accruals		1,944.46
Market Value with Accruals	—	\$15,892.82

INCOME

Portfolio Activity	Current Period Value	Year-to-Date Value
Beginning Market Value	22,899.57	13,168.03
Withdrawals & Fees	(12,079.70)	(55,238.02)
Net Additions/Withdrawals	(\$12,079.70)	(\$55,238.02)
Income	3,128.49	56,018.35
Change In Investment Value	\$13,948.36	\$13,948.36
Accruals	1,944.46	1,944.46
Market Value with Accruals	\$15,892.82	\$15,892.82

J.P.Morgan



THE ROBERT GOLETT FDTN ACCT P62701001
For the Period 1/1/14 to 1/31/14

Account Summary CONTINUED

Tax Summary	Current Period Value	Year-to-Date Value
Domestic Dividends/Distributions	3,041.03	55,562.26
Foreign Dividends	86.21	445.74
Interest Income	1.25	10.35
Taxable Income	\$3,128.49	\$56,018.35

	Current Period Value	Year-to-Date Value
LT Capital Gain Distributions		20,607.50
LT Realized Gain/Loss		13,210.10
Realized Gain/Loss		\$33,817.60

Unrealized Gain/Loss		To-Date Value \$795,338.29
-----------------------------	--	---


Cost Summary	Cost
Equity	1,200,823.28
Cash & Fixed Income	437,138.70
Total	\$1,637,961.98



THE ROBERT GOELET FDTN ACCT P62701001
For the Period 1/1/14 to 1/31/14

Equity Summary

Asset Categories	Beginning Market Value	Ending Market Value	Change In Value	Current Allocation
US Large Cap Equity	1,475,124.56	1,416,544.15	(58,580.41)	56%
US Mid Cap Equity	107,048.00	104,704.00	(2,344.00)	4%
US Small Cap Equity	57,103.20	55,519.20	(1,584.00)	2%
EAFE Equity	246,616.19	237,059.75	(9,556.44)	10%
Asia ex-Japan Equity	123,810.07	118,471.39	(5,338.68)	5%
Emerging Market Equity	44,047.67	41,049.42	(2,998.25)	2%
Total Value	\$2,053,749.69	\$1,973,347.91	(\$80,401.78)	79%



Equity as a percentage of your portfolio - 79 %

Market Value/Cost	Current Period Value
Market Value	1,973,347.91
Tax Cost	1,200,823.28
Unrealized Gain/Loss	772,524.63
Estimated Annual Income	36,217.19
Accrued Dividends	1,186.33
Yield	1.83%

Equity Detail

J.P.Morgan



THE ROBERT GOELET FDTN ACCT P62701001
For the Period 1/1/14 to 1/31/14

	Price	Quantity	Value	Adjusted Tax Cost Original Cost	Unrealized Gain/Loss	Est Annual Inc. Accrued Div	Yield
US Large Cap Equity							
ABBOTT LABORATORIES 002824-10-0 ABT	36 66	265 000	9,714 90	6,847 39	2,867 51	233 20 58 30	2 40%
ABBVIE INC COM 00287Y-10-9 ABBV	49 23	265 000	13,045.95	7,425 40	5,620 55	424.00 106 00	3 25%
ACE LTD NEW H0023R-10-5 ACE	93 81	55 000	5,159 55	2,404 60	2,754 95	138 60	2 69%
AMER CENT EQUITY INCOME-INV (FUND 123) 025076-10-0 TWEI X	8 35	18,750,000	156,562 50	105,000 00	51,562 50	3,825 00	2 44%
APACHE CORP 037411-10-5 APA	80 26	60 000	4,815 60	4,664 40	151 20	48 00 12.00	1 00%
APPLE INC. 037833-10-0 AAPL	500 60	15 000	7,509 00	7,026 46	482 54	183 00	2 44%
BB & T CORP 054937-10-7 BBT	37 41	145 000	5,424 45	3,983 15	1,441 30	133 40	2 46%
BECTON DICKINSON & CO 075887-10-9 BDV	108 12	70 000	7,568 40	6,150 89	1,417 51	152 60	2 02%
CELGENE CORPORATION 151020-10-4 CELG	151 93	125 000	18,991 25	6,732 36	12,258.89		
COCA-COLA CO 191216-10-0 KO	37 82	360 000	13,615 20	7,989.26	5,625 94	403 20	2 96%
COVIDIEN PLC G2554F-11-3 COV	68 24	145 000	9,894 80	5,308 81	4,585 99	185 60 46 40	1 88%
CVS CAREMARK CORPORATION 126650-10-0 CVS	67 72	610 000	41,309 20	14,783 36	26,525 84	671 00 167 75	1 62%



THE ROBERT GOELET FDTN ACCT P62701001
For the Period 1/1/14 to 1/31/14

	Price	Quantity	Value	Adjusted Tax Cost Original Cost	Unrealized Gain/Loss	Est Annual Inc. Accrued Div.	Yield
US Large Cap Equity							
DEERE & CO 244199-10-5 DE	85 96	140 000	12,034 40	6,479 18	5,555 22	285 60 71 40	2 37 %
DF DENT PREMIER GROWTH 349903-41-9 DFDP X	25 10	5,307 856	133,227 19	50,000 00	83,227 19		
E I DU PONT DE NEMOURS & CO 263534-10-9 DD	61 01	130 000	7,931 30	4,664 40	3,266 90	234 00	2 95 %
EDGEWOOD GROWTH FUND-INS 0075W0-75-9 EGFI X	18 61	6,772 687	126,039 71	65,000 00	61,039 71		
EDISON INTERNATIONAL 281020-10-7 EIX	48 16	60 000	2,889 60	1,998 60	891 00	85 20	2 95 %
EMERSON ELECTRIC CO 291011-10-4 EMR	65 94	95 000	6,264 30	4,548 60	1,715 70	163 40	2 61 %
EOG RESOURCES INC 26875P-10-1 EOG	165 24	55 000	9,088 20	4,088 49	4,999 71	41 25	0 45 %
EXXON MOBIL CORP 30231G-10-2 XOM	92 16	475 000	43,776 00	11,520 06	32,255 94	1,197 00	2 73 %
FREEPORT-MCMORAN COPPER & GOLD INC CL B 35671D-85-7 FCX	32 41	80 000	2,592 80	4,487 37	(1,894 57)	100 00 25 00	3 86 %
GENERAL MILLS INC 370334-10-4 GIS	48 02	110 000	5,282 20	3,229 60	2,052 60	167 20 41 80	3 17 %
GENERAL ELECTRIC CO 369604-10-3 GE	25 13	490 000	12,313 70	2,297 28	10,016 42	431 20	3 50 %
GOLDMAN SACHS GROUP INC 38141G-10-4 GS	164 12	45 000	7,385 40	5,332 20	2,053 20	99 00	1 34 %



THE ROBERT GOELET FDTN ACCT P62701001
For the Period 1/1/14 to 1/31/14

	Price	Quantity	Value	Adjusted Tax Cost Original Cost	Unrealized Gain/Loss	Est Annual Inc Accrued Div	Yield
US Large Cap Equity							
GOOGLE INC CL A 38259P-50-8 GOOG	1,180.97	20,000	23,619.40	6,061.60	17,557.80	60.00	1.22%
HALLIBURTON CO 406216-10-1 HAL	49.01	100,000	4,901.00	3,671.35	1,229.65	60.00	1.22%
HONEYWELL INTERNATIONAL INC 438516-10-6 HON	91.23	225,000	20,526.75	13,395.11	7,131.64	405.00	1.97%
INTERNATIONAL BUSINESS MACHINES CORP 459200-10-1 IBM	176.68	200,000	35,336.00	15,470.60	19,865.40	760.00	2.15%
ISHARES DJ SELECT DIVIDEND INDEX FUND 464287-16-8 DVY	69.46	1,700,000	118,082.00	88,786.07	29,295.93	3,716.20	3.15%
JOHNSON & JOHNSON 478160-10-4 JNJ	88.47	150,000	13,270.50	8,024.65	5,245.85	396.00	2.98%
KRAFT FOODS GROUP INC COM 50076Q-10-6 KRFT	52.35	100,000	5,235.00	4,055.75	1,179.25	210.00	4.01%
LAM RESEARCH CORP 512807-10-8 LRCX	50.61	155,000	7,844.55	7,556.67	287.88		
LOWES COMPANIES INC 548661-10-7 LOW	46.29	445,000	20,599.05	12,679.10	7,919.95	320.40 80.10	1.56%
MC DONALDS CORP 580135-10-1 MCD	94.17	325,000	30,605.25	8,541.75	22,063.50	1,053.00	3.44%
MERCK AND CO INC 58933Y-10-5 MRK	52.97	170,000	9,004.90	6,215.20	2,789.70	299.20	3.32%
METLIFE INC 59156R-10-8 MET	49.05	350,000	17,167.50	14,927.47	2,240.03	385.00	2.24%



THE ROBERT GOELET FDTN ACCT P62701001
For the Period 1/1/14 to 1/31/14

	Price	Quantity	Value	Adjusted Tax Cost Original Cost	Unrealized Gain/Loss	Est. Annual Inc. Accrued Div	Yield
US Large Cap Equity							
MICROSOFT CORP 594918-10-4 MSFT	37.84	640,000	24,217.60	17,772.62	6,444.98	716.80	2.96%
MONDELEZ INTERNATIONAL-WI 609207-10-5 MDLZ	32.76	300,000	9,828.00	7,502.38	2,325.62	168.00	1.71%
NORFOLK SOUTHERN CORP 655844-10-8 NSC	92.59	300,000	27,777.00	12,312.00	15,465.00	648.00	2.33%
OCCIDENTAL PETROLEUM CORP 674599-10-5 OXY	87.57	160,000	14,011.20	12,630.58	1,380.62	409.60	2.92%
ORACLE CORP 68389X-10-5 ORCL	36.90	300,000	11,070.00	7,614.02	3,455.98	144.00	1.30%
PHILIP MORRIS INTERNATIONAL 718172-10-9 PM	78.14	450,000	35,163.00	19,610.25	15,552.75	1,692.00	4.81%
PRAXAIR INC 74005P-10-4 PX	124.72	210,000	26,191.20	6,211.80	19,979.40	546.00	2.08%
PROCTER & GAMBLE CO 742718-10-9 PG	76.62	350,000	26,817.00	15,295.75	11,521.25	842.10 210.53	3.14%
PRUDENTIAL FINANCIAL INC 744320-10-2 PRU	84.39	60,000	5,063.40	2,762.87	2,280.53	127.20	2.51%
QUALCOMM INC 747525-10-3 QCOM	74.22	195,000	14,472.90	7,847.68	6,625.22	273.00	1.89%
SCHLUMBERGER LTD 806857-10-8 SLB	87.57	165,000	14,449.05	9,255.39	5,193.66	264.00	1.83%
SOUTHERN CO 842587-10-7 SO	41.24	140,000	5,773.60	4,640.84	1,132.76	284.20 71.05	4.92%
SPDR S&P 500 ETF TRUST 78462F-10-3 SPY	178.18	720,000	128,289.60	101,647.01	26,642.59	2,412.72	1.88%



THE ROBERT GOELET FDTN ACCT P62701001
For the Period 1/1/14 to 1/31/14

	Price	Quantity	Value	Adjusted Tax Cost Original Cost	Unrealized Gain/Loss	Est Annual Inc Accrued Div	Yield
US Large Cap Equity							
UNITED TECHNOLOGIES CORP 913017-10-9 UTX	114.02	215,000	24,514.30	15,352.95	9,161.35	507.40	2.07%
WELLS FARGO & CO 949746-10-1 WFC	45.34	300,000	13,602.00	9,420.17	4,181.83	360.00	2.65%
WILLIAMS COMPANIES INC 969457-10-0 WMB	40.49	320,000	12,956.80	9,737.60	3,219.20	515.20	3.98%
YUM BRANDS INC 988498-10-1 YUM	67.15	800,000	53,720.00	13,228.00	40,492.00	1,184.00 296.00	2.20%
Total US Large Cap Equity			\$1,416,544.15	\$804,209.09	\$612,335.06	\$27,900.47 \$1,186.33	1.97%
US Mid Cap Equity							
ISHARES CORE S&P MID-CAP ETF 464287-50-7 IJH	130.88	800,000	104,704.00	69,621.36	35,082.64	1,382.40	1.32%
US Small Cap Equity							
ISHARES RUSSELL 2000 INDEX FUND 464287-65-5 IWM	112.16	495,000	55,519.20	27,927.11	27,592.09	699.93	1.26%
EAFE Equity							
ARTISAN INTL VALUE FUND-INV 04314H-88-1 ARTK X	35.63	2,330,953	83,051.86	55,500.00	27,551.86	2,151.46	2.59%

J.P.Morgan



THE ROBERT GOELET FDTN ACCT P62701001
For the Period 1/1/14 to 1/31/14

	Price	Quantity	Value	Adjusted Tax Cost Original Cost	Unrealized Gain/Loss	Est. Annual Inc. Accrued Div	Yield
EAFE Equity							
DODGE & COX INTL STOCK FUND 256206-10-3 DODF X	41 17	2,088 968	86,002 81	73,814 85	12,187 96	1,451 83	1 69%
MANNING & NAPIER WORLD OPPOR 563821-54-5 EXWA X	8 65	6,109 124	52,843 92	34,333 27	18,510 65	629 23	1 19%
OAKMARK INTERNATIONAL FD-I 413838-20-2 OAKI X	25 40	596 896	15,161.16	15,000 00	161 16	260 24	1 72%
Total EAFE Equity			\$237,059.75	\$178,648.12	\$58,411.63	\$4,492.76	1.90%
Asia ex-Japan Equity							
MATTHEWS PACIFIC TIGER FD-IS 577130-83-4 MIPT X	23 94	3,301 109	79,028.55	34,260 73	44,767 82	663 52	0 84%
T ROWE PRICE NEW ASIA 77956H-50-0 PRAS X	15 26	2,584 721	39,442 84	45,000 00	(5,557 16)	387 70	0 98%
Total Asia ex-Japan Equity			\$118,471.39	\$79,260.73	\$39,210.66	\$1,051.22	0.89%
Emerging Market Equity							
JPM EMERG MRKT EQUITY FD - INSTL FUND 1389 4812A0-63-1 JMIE X	20 97	984 279	20,640 33	21,156 87	(516 54)	451 78	2 19%
VIRTUS EMERGING MKTS OPPOR-I 92828T-88-9 HIEM X	8 98	2,272 727	20,409.09	20,000 00	409 09	238 63	1 17%
Total Emerging Market Equity			\$41,049.42	\$41,156.87	(\$107.45)	\$690.41	1.68%

J.P.Morgan



THE ROBERT GOELET FDTN ACCT P62701001
For the Period 1/1/14 to 1/31/14

Alternative Assets Summary

Asset Categories	Beginning Estimated Value	Ending Estimated Value	Change In Value	Current Allocation
Hard Assets	43,140 17	42,210 25	(929 92)	2%

Alternative Assets Detail

	Price	Quantity	Estimated Value	Cost	Est Annual Income Accrued Income
Hard Assets					
PIMCO COMMODITYPL STRAT-P 72201P-16-7 PCLP X	10 44	4,043 127	42,210 25	45,000 00	137 46

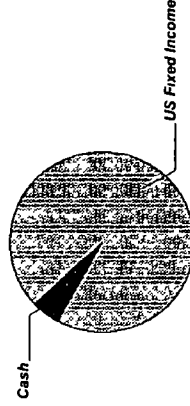


THE ROBERT GOELET FDTN ACCT P62701001
For the Period 1/1/14 to 1/31/14

Cash & Fixed Income Summary

Asset Categories	Beginning Market Value	Ending Market Value	Change In Value	Current Allocation
Cash	24,031 08	24,031 08	0 00	1%
US Fixed Income	435,601 30	438,711 03	3,109 73	18%
Total Value	\$459,632.38	\$462,742.11	\$3,109.73	19%

Market Value/Cost	Current Period Value
Market Value	462,742 11
Tax Cost	437,138 70
Unrealized Gain/Loss	25,603 41
Estimated Annual Income	19,873 47
Accrued Interest	758 13
Yield	4 29%



SUMMARY BY MATURITY

Cash & Fixed Income	Market Value	% of Bond Portfolio
0-6 months ¹	462,742 11	100%

¹ The years indicate the number of years until the bond is scheduled to mature based on the statement end date. Some bonds may be called, or paid in full, before their stated maturity.

SUMMARY BY TYPE

Cash & Fixed Income	Market Value	% of Bond Portfolio
Cash	24,031 08	5%
Mutual Funds	438,711 03	95%
Total Value	\$462,742.11	100%

Cash & Fixed Income as a percentage of your portfolio - 19 %



THE ROBERT GOELET FDTN ACCT P62701001
For the Period 1/1/14 to 1/31/14

Note ¹ This is the Annual Percentage Yield (APY) which is the rate earned if balances remain on deposit for a full year with compounding, there is no change in the interest rate and all interest is left in the account

Cash & Fixed Income Detail

	Price	Quantity	Value	Adjusted Tax Cost Original Cost	Unrealized Gain/Loss	Est. Annual Income Accrued Interest	Yield
Cash							
US DOLLAR PRINCIPAL	1 00	24,031 08	24,031 08	24,031 08		7.20 1.22	0 03% ¹
US Fixed Income							
HARBOR HIGH YIELD BOND-INST 411511-55-3	10 88	4,098 36	44,590 17	45,000 00	(409 83)	2,565 57	5 75%
JPM STRAT INCOME OPPORT FD - SEL FUND 3844 4812A4-35-1	11 91	3,977 01	47,366 13	46,053 72	1,312 41	1,614 66 31 82	3 41%
JPM CORE BOND FD - SEL FUND 3720 4812C0-38-1	11 61	14,453 64	167,806 77	152,196 84	15,609 93	6,359 60 317 98	3 79%
JPM HIGH YIELD FD - SEL FUND 3580 4812C0-80-3	8 00	10,741 36	85,930.86	75,841 22	10,089 64	6,874 46 375 95	8 00%
JPM INFLATION MGD BOND FD - SEL FUND 2037 48121A-56-3	10 47	5,193 58	54,376 77	55,000 00	(623 23)	867 32 31 16	1 60%



THE ROBERT GOLETT FDTN ACCT P62701001
For the Period 1/1/14 to 1/31/14

	Price	Quantity	Value	Adjusted Tax Cost Original Cost	Unrealized Gain/Loss	Est Annual Income Accrued Interest	Yield
US Fixed Income							
TRP INST FLOATING RATE-F 77958B-10-5	10.29	3,755.13	38,640.33	39,015.84	(375.51)	1,584.66	4.10%
Total US Fixed Income			\$438,711.03	\$413,107.62	\$25,603.41	\$19,866.27 \$756.91	4.53%



THE ROBERT GOELET FDTN ACCT P62701001
For the Period 1/1/14 to 1/31/14

Portfolio Activity Summary

	PRINCIPAL		INCOME	
	Current Period Value	Year-To-Date Value*	Current Period Value	Year-To-Date Value*
Transactions				
Beginning Cash Balance	24,031.08	--	22,899.57	--
INFLOWS				
Income			3,128.49	56,018.35
Total Inflows	\$0.00	\$0.00	\$3,128.49	\$56,018.35
OUTFLOWS **				
Withdrawals		(80,000.00)		(15,000.00)
Fees & Commissions			(12,079.70)	(37,319.66)
Tax Payments				(2,918.36)
Total Outflows	\$0.00	(\$80,000.00)	(\$12,079.70)	(\$55,238.02)
TRADE ACTIVITY				
Settled Sales/Maturities/Redemptions		93,541.25		
Settled Securities Purchased		(15,000.00)		
Total Trade Activity	\$0.00	\$78,541.25	\$0.00	\$0.00
Ending Cash Balance	\$24,031.08	--	\$13,948.36	--

* Year to date information is calculated on a fiscal year basis, beginning Feb 1, 2013
** Your account's standing instructions use a HIGH COST method for relieving assets from your position