



See a Social Security Number? Say Something!
Report Privacy Problems to <https://public.resource.org/privacy>
Or call the IRS Identity Theft Hotline at 1-800-908-4490



Return of Private Foundation

2013

Open to Public Inspection

Department of the Treasury Internal Revenue Service

or Section 4947(a)(1) Trust Treated as Private Foundation Do not enter Social Security numbers on this form as it may be made public. Information about Form 990-PF and its separate instructions is at www.irs.gov/form990pf

For calendar year 2013 or tax year beginning 02/01, 2013, and ending 01/31, 2014

Name of foundation: UD GEORGE ARENTS JR CERIMON FUND. Employer identification number: 13-6069576. Telephone number: 888-866-3275. City: PROVIDENCE, RI 02901-1802. Accounting method: Cash.

ENVELOPE DATE JUN 24 2014

Table with 5 columns: (a) Revenue and expenses per books, (b) Net investment income, (c) Adjusted net income, (d) Disbursements for charitable purposes. Rows include Revenue (1-12) and Operating and Administrative Expenses (13-26).

SCANNED JUL 07 2014

RECEIVED IRS-OSD JUL 20 2014 COHEN, J

23 NE

Part II Balance Sheets		Attached schedules and amounts in the description column should be for end-of-year amounts only (See instructions)		Beginning of year	End of year	
		(a) Book Value	(b) Book Value	(c) Fair Market Value		
Assets	1	Cash - non-interest-bearing		86,261.		
	2	Savings and temporary cash investments			639,356.	639,356.
	3	Accounts receivable ▶ Less allowance for doubtful accounts ▶				
	4	Pledges receivable ▶ Less allowance for doubtful accounts ▶				
	5	Grants receivable				
	6	Receivables due from officers, directors, trustees, and other disqualified persons (attach schedule) (see instructions)				
	7	Other notes and loans receivable (attach schedule) ▶ Less allowance for doubtful accounts ▶				
	8	Inventories for sale or use				
	9	Prepaid expenses and deferred charges				
	10 a	Investments - U S and state government obligations (attach schedule)				
	b	Investments - corporate stock (attach schedule) STMT 5			477,255.	741,850.
	c	Investments - corporate bonds (attach schedule)				
	11	Investments - land, buildings, and equipment basis Less accumulated depreciation (attach schedule) ▶				
	12	Investments - mortgage loans				
	13	Investments - other (attach schedule) STMT 8			3,250,759.	2,587,611.
	14	Land, buildings, and equipment basis Less accumulated depreciation (attach schedule) ▶				
15	Other assets (describe ▶)					
16	Total assets (to be completed by all filers - see the instructions Also, see page 1, item I)			3,337,020.	3,704,222.	4,009,860.
Liabilities	17	Accounts payable and accrued expenses				
	18	Grants payable				
	19	Deferred revenue				
	20	Loans from officers, directors, trustees, and other disqualified persons				
	21	Mortgages and other notes payable (attach schedule)				
	22	Other liabilities (describe ▶)				
23	Total liabilities (add lines 17 through 22)					NONE
Net Assets or Fund Balances	Foundations that follow SFAS 117, check here ▶ <input type="checkbox"/>			and complete lines 24 through 26 and lines 30 and 31.		
	24	Unrestricted				
	25	Temporarily restricted				
	26	Permanently restricted				
	Foundations that do not follow SFAS 117, . . . ▶ <input checked="" type="checkbox"/>			check here and complete lines 27 through 31.		
	27	Capital stock, trust principal, or current funds			3,337,020.	3,704,222.
	28	Paid-in or capital surplus, or land, bldg, and equipment fund				
29	Retained earnings, accumulated income, endowment, or other funds					
30	Total net assets or fund balances (see instructions)			3,337,020.	3,704,222.	
31	Total liabilities and net assets/fund balances (see instructions)			3,337,020.	3,704,222.	

Part III Analysis of Changes in Net Assets or Fund Balances		
1	Total net assets or fund balances at beginning of year - Part II, column (a), line 30 (must agree with end-of-year figure reported on prior year's return)	1 3,337,020.
2	Enter amount from Part I, line 27a	2 363,016.
3	Other increases not included in line 2 (itemize) ▶ <u>PARTNERSHIP ADJ</u>	3 4,224.
4	Add lines 1, 2, and 3	4 3,704,260.
5	Decreases not included in line 2 (itemize) ▶ <u>SECURITIES ADJUSTMENT</u>	5 38.
6	Total net assets or fund balances at end of year (line 4 minus line 5) - Part II, column (b), line 30	6 3,704,222.

Part IV Capital Gains and Losses for Tax on Investment Income

(a) List and describe the kind(s) of property sold (e.g., real estate, 2-story brick warehouse; or common stock, 200 shs MLC Co)		(b) How acquired P - Purchase D - Donation	(c) Date acquired (mo, day, yr)	(d) Date sold (mo, day, yr.)
1a PUBLICLY TRADED SECURITIES				
b OTHER GAINS AND LOSSES				
c				
d				
e				
(e) Gross sales price	(f) Depreciation allowed (or allowable)	(g) Cost or other basis plus expense of sale	(h) Gain or (loss) (e) plus (f) minus (g)	
a 1,610,624.		1,106,063.	504,561.	
b -4,224.			-4,224.	
c				
d				
e				
Complete only for assets showing gain in column (h) and owned by the foundation on 12/31/69				(i) Gains (Col (h) gain minus col (k), but not less than -0-) or Losses (from col (h))
(i) FMV as of 12/31/69	(j) Adjusted basis as of 12/31/69	(k) Excess of col (i) over col (j), if any		
a			504,561.	
b			-4,224.	
c				
d				
e				
2 Capital gain net income or (net capital loss)		{ If gain, also enter in Part I, line 7 If (loss), enter -0- in Part I, line 7 }	2	500,337.
3 Net short-term capital gain or (loss) as defined in sections 1222(5) and (6):			{ If gain, also enter in Part I, line 8, column (c) (see instructions). If (loss), enter -0- in Part I, line 8 }	3

Part V Qualification Under Section 4940(e) for Reduced Tax on Net Investment Income

(For optional use by domestic private foundations subject to the section 4940(a) tax on net investment income.)

If section 4940(d)(2) applies, leave this part blank.

Was the foundation liable for the section 4942 tax on the distributable amount of any year in the base period? Yes No
 If "Yes," the foundation does not qualify under section 4940(e). Do not complete this part.

1 Enter the appropriate amount in each column for each year; see the instructions before making any entries.

(a) Base period years Calendar year (or tax year beginning in)	(b) Adjusted qualifying distributions	(c) Net value of noncharitable-use assets	(d) Distribution ratio (col (b) divided by col (c))
2012	190,730.	3,850,696.	0.049531
2011	188,161.	3,900,064.	0.048246
2010	173,404.	3,763,413.	0.046076
2009	188,572.	3,528,075.	0.053449
2008	213,659.	3,919,492.	0.054512
2 Total of line 1, column (d)			2 0.251814
3 Average distribution ratio for the 5-year base period - divide the total on line 2 by 5, or by the number of years the foundation has been in existence if less than 5 years			3 0.050363
4 Enter the net value of noncharitable-use assets for 2013 from Part X, line 5			4 4,033,081.
5 Multiply line 4 by line 3			5 203,118.
6 Enter 1% of net investment income (1% of Part I, line 27b)			6 5,556.
7 Add lines 5 and 6			7 208,674.
8 Enter qualifying distributions from Part XII, line 4			8 191,620.

If line 8 is equal to or greater than line 7, check the box in Part VI, line 1b, and complete that part using a 1% tax rate. See the Part VI instructions.

Part VI Excise Tax Based on Investment Income (Section 4940(a), 4940(b), 4940(e), or 4948 - see instructions)

Table with 11 main rows and sub-rows (6a-6d) for excise tax calculations. Includes fields for exempt foundations, tax under section 511, add lines 1 and 2, subtitle A tax, tax based on investment income, credits/payments, total credits, penalty, tax due, overpayment, and amount credited to 2014 estimated tax.

Part VII-A Statements Regarding Activities

Table with 10 main rows and sub-rows (4a-4b) for activity statements. Includes questions about influencing legislation, political purposes, Form 1120-POL filing, tax on political expenditures, reimbursement, unrelated business income, liquidation, requirements of section 508(e), assets, states reported to, and substantial contributors.

Part VII-A Statements Regarding Activities (continued)

11 At any time during the year, did the foundation, directly or indirectly, own a controlled entity within the meaning of section 512(b)(13)? If "Yes," attach schedule (see instructions) 11 X
12 Did the foundation make a distribution to a donor advised fund over which the foundation or a disqualified person had advisory privileges? If "Yes," attach statement (see instructions) 12 X
13 Did the foundation comply with the public inspection requirements for its annual returns and exemption application? 13 X
Website address NONE
14 The books are in care of SEE STATEMENT 10 Telephone no.
Located at ZIP+4
15 Section 4947(a)(1) nonexempt charitable trusts filing Form 990-PF in lieu of Form 1041 - Check here 15
16 At any time during calendar year 2013, did the foundation have an interest in or a signature or other authority over a bank, securities, or other financial account in a foreign country? 16 Yes No X
See the instructions for exceptions and filing requirements for Form TD F 90-22 1. If "Yes," enter the name of the foreign country

Part VII-B Statements Regarding Activities for Which Form 4720 May Be Required

File Form 4720 if any item is checked in the "Yes" column, unless an exception applies.

1a During the year did the foundation (either directly or indirectly)
(1) Engage in the sale or exchange, or leasing of property with a disqualified person? Yes No X
(2) Borrow money from, lend money to, or otherwise extend credit to (or accept it from) a disqualified person? Yes No X
(3) Furnish goods, services, or facilities to (or accept them from) a disqualified person? Yes No X
(4) Pay compensation to, or pay or reimburse the expenses of, a disqualified person? X Yes No
(5) Transfer any income or assets to a disqualified person (or make any of either available for the benefit or use of a disqualified person)? Yes No X
(6) Agree to pay money or property to a government official? (Exception. Check "No" if the foundation agreed to make a grant to or to employ the official for a period after termination of government service, if terminating within 90 days) Yes No X
b If any answer is "Yes" to 1a(1)-(6), did any of the acts fail to qualify under the exceptions described in Regulations section 53.4941(d)-3 or in a current notice regarding disaster assistance (see instructions)? 1b X
Organizations relying on a current notice regarding disaster assistance check here
c Did the foundation engage in a prior year in any of the acts described in 1a, other than excepted acts, that were not corrected before the first day of the tax year beginning in 2013? 1c X
2 Taxes on failure to distribute income (section 4942) (does not apply for years the foundation was a private operating foundation defined in section 4942(j)(3) or 4942(j)(5))
a At the end of tax year 2013, did the foundation have any undistributed income (lines 6d and 6e, Part XIII) for tax year(s) beginning before 2013? Yes No X
If "Yes," list the years
b Are there any years listed in 2a for which the foundation is not applying the provisions of section 4942(a)(2) (relating to incorrect valuation of assets) to the year's undistributed income? (If applying section 4942(a)(2) to all years listed, answer "No" and attach statement - see instructions) 2b
c If the provisions of section 4942(a)(2) are being applied to any of the years listed in 2a, list the years here
3a Did the foundation hold more than a 2% direct or indirect interest in any business enterprise at any time during the year? Yes No X
b If "Yes," did it have excess business holdings in 2013 as a result of (1) any purchase by the foundation or disqualified persons after May 26, 1969; (2) the lapse of the 5-year period (or longer period approved by the Commissioner under section 4943(c)(7)) to dispose of holdings acquired by gift or bequest; or (3) the lapse of the 10-, 15-, or 20-year first phase holding period? (Use Schedule C, Form 4720, to determine if the foundation had excess business holdings in 2013) 3b
4a Did the foundation invest during the year any amount in a manner that would jeopardize its charitable purposes? 4a X
b Did the foundation make any investment in a prior year (but after December 31, 1969) that could jeopardize its charitable purpose that had not been removed from jeopardy before the first day of the tax year beginning in 2013? 4b X

Part VII-B Statements Regarding Activities for Which Form 4720 May Be Required (continued)

5a During the year did the foundation pay or incur any amount to

(1) Carry on propaganda, or otherwise attempt to influence legislation (section 4945(e))? Yes No

(2) Influence the outcome of any specific public election (see section 4955); or to carry on, directly or indirectly, any voter registration drive? Yes No

(3) Provide a grant to an individual for travel, study, or other similar purposes? Yes No

(4) Provide a grant to an organization other than a charitable, etc., organization described in section 509(a)(1), (2), or (3), or section 4940(d)(2)? (see instructions) Yes No

(5) Provide for any purpose other than religious, charitable, scientific, literary, or educational purposes, or for the prevention of cruelty to children or animals? Yes No

b If any answer is "Yes" to 5a(1)-(5), did any of the transactions fail to qualify under the exceptions described in Regulations section 53.4945 or in a current notice regarding disaster assistance (see instructions)? **5b**

Organizations relying on a current notice regarding disaster assistance check here

c If the answer is "Yes" to question 5a(4), does the foundation claim exemption from the tax because it maintained expenditure responsibility for the grant? Yes No
If "Yes," attach the statement required by Regulations section 53.4945-5(d)

6a Did the foundation, during the year, receive any funds, directly or indirectly, to pay premiums on a personal benefit contract? Yes No

b Did the foundation, during the year, pay premiums, directly or indirectly, on a personal benefit contract? Yes No **6b** X

If "Yes" to 6b, file Form 8870.

7a At any time during the tax year, was the foundation a party to a prohibited tax shelter transaction? Yes No

b If "Yes," did the foundation receive any proceeds or have any net income attributable to the transaction? Yes No **7b**

Part VIII Information About Officers, Directors, Trustees, Foundation Managers, Highly Paid Employees, and Contractors

1 List all officers, directors, trustees, foundation managers and their compensation (see instructions).

(a) Name and address	(b) Title, and average hours per week devoted to position	(c) Compensation (If not paid, enter -0-)	(d) Contributions to employee benefit plans and deferred compensation	(e) Expense account, other allowances
SEE STATEMENT 11		49,549.		

2 Compensation of five highest-paid employees (other than those included on line 1 - see instructions). If none, enter "NONE."

(a) Name and address of each employee paid more than \$50,000	(b) Title, and average hours per week devoted to position	(c) Compensation	(d) Contributions to employee benefit plans and deferred compensation	(e) Expense account, other allowances
NONE		NONE	NONE	NONE

Total number of other employees paid over \$50,000 **NONE**

Part VIII Information About Officers, Directors, Trustees, Foundation Managers, Highly Paid Employees, and Contractors (continued)

3 Five highest-paid independent contractors for professional services (see instructions). If none, enter "NONE."

(a) Name and address of each person paid more than \$50,000	(b) Type of service	(c) Compensation
NONE		NONE

Total number of others receiving over \$50,000 for professional services		NONE

Part IX-A Summary of Direct Charitable Activities

List the foundation's four largest direct charitable activities during the tax year. Include relevant statistical information such as the number of organizations and other beneficiaries served, conferences convened, research papers produced, etc	Expenses
1 NONE	
2	
3	
4	

Part IX-B Summary of Program-Related Investments (see instructions)

Describe the two largest program-related investments made by the foundation during the tax year on lines 1 and 2	Amount
1 NONE	
2	
All other program-related investments See instructions 3 NONE	
Total. Add lines 1 through 3	

Part X Minimum Investment Return (All domestic foundations must complete this part. Foreign foundations, see instructions.)

1	Fair market value of assets not used (or held for use) directly in carrying out charitable, etc., purposes:		
a	Average monthly fair market value of securities	1a	3,637,700.
b	Average of monthly cash balances	1b	456,798.
c	Fair market value of all other assets (see instructions)	1c	NONE
d	Total (add lines 1a, b, and c)	1d	4,094,498.
e	Reduction claimed for blockage or other factors reported on lines 1a and 1c (attach detailed explanation)	1e	
2	Acquisition indebtedness applicable to line 1 assets	2	NONE
3	Subtract line 2 from line 1d	3	4,094,498.
4	Cash deemed held for charitable activities. Enter 1 1/2% of line 3 (for greater amount, see instructions)	4	61,417.
5	Net value of noncharitable-use assets. Subtract line 4 from line 3. Enter here and on Part V, line 4	5	4,033,081.
6	Minimum investment return. Enter 5% of line 5	6	201,654.

Part XI Distributable Amount (see instructions) (Section 4942(j)(3) and (j)(5) private operating foundations and certain foreign organizations check here and do not complete this part)

1	Minimum investment return from Part X, line 6	1	201,654.
2a	Tax on investment income for 2013 from Part VI, line 5	2a	11,111.
b	Income tax for 2013. (This does not include the tax from Part VI.)	2b	
c	Add lines 2a and 2b	2c	11,111.
3	Distributable amount before adjustments. Subtract line 2c from line 1	3	190,543.
4	Recoveries of amounts treated as qualifying distributions	4	NONE
5	Add lines 3 and 4	5	190,543.
6	Deduction from distributable amount (see instructions)	6	NONE
7	Distributable amount as adjusted. Subtract line 6 from line 5. Enter here and on Part XIII, line 1.	7	190,543.

Part XII Qualifying Distributions (see instructions)

1	Amounts paid (including administrative expenses) to accomplish charitable, etc., purposes:		
a	Expenses, contributions, gifts, etc. - total from Part I, column (d), line 26	1a	191,620.
b	Program-related investments - total from Part IX-B	1b	
2	Amounts paid to acquire assets used (or held for use) directly in carrying out charitable, etc., purposes	2	NONE
3	Amounts set aside for specific charitable projects that satisfy the:		
a	Suitability test (prior IRS approval required)	3a	NONE
b	Cash distribution test (attach the required schedule)	3b	NONE
4	Qualifying distributions. Add lines 1a through 3b. Enter here and on Part V, line 8, and Part XIII, line 4.	4	191,620.
5	Foundations that qualify under section 4940(e) for the reduced rate of tax on net investment income. Enter 1% of Part I, line 27b (see instructions)	5	N/A
6	Adjusted qualifying distributions. Subtract line 5 from line 4	6	191,620.

Note. The amount on line 6 will be used in Part V, column (b), in subsequent years when calculating whether the foundation qualifies for the section 4940(e) reduction of tax in those years

Part XIII Undistributed Income (see instructions)

	(a) Corpus	(b) Years prior to 2012	(c) 2012	(d) 2013
1 Distributable amount for 2013 from Part XI, line 7				190,543.
2 Undistributed income, if any, as of the end of 2013				
a Enter amount for 2012 only			170,690.	
b Total for prior years 20____,20____,20____		NONE		
3 Excess distributions carryover, if any, to 2013				
a From 2008	NONE			
b From 2009	NONE			
c From 2010	NONE			
d From 2011	NONE			
e From 2012	NONE			
f Total of lines 3a through e	NONE			
4 Qualifying distributions for 2013 from Part XII, line 4: ► \$ <u>191,620.</u>				
a Applied to 2012, but not more than line 2a			170,690.	
b Applied to undistributed income of prior years (Election required - see instructions)		NONE		
c Treated as distributions out of corpus (Election required - see instructions)	NONE			
d Applied to 2013 distributable amount				20,930.
e Remaining amount distributed out of corpus	NONE			
5 Excess distributions carryover applied to 2013 (If an amount appears in column (d), the same amount must be shown in column (a))	NONE			NONE
6 Enter the net total of each column as indicated below:				
a Corpus. Add lines 3f, 4c, and 4e Subtract line 5	NONE			
b Prior years' undistributed income Subtract line 4b from line 2b		NONE		
c Enter the amount of prior years' undistributed income for which a notice of deficiency has been issued, or on which the section 4942(a) tax has been previously assessed		NONE		
d Subtract line 6c from line 6b Taxable amount - see instructions		NONE		
e Undistributed income for 2012 Subtract line 4a from line 2a Taxable amount - see instructions				
f Undistributed income for 2013 Subtract lines 4d and 5 from line 1 This amount must be distributed in 2014				169,613.
7 Amounts treated as distributions out of corpus to satisfy requirements imposed by section 170(b)(1)(F) or 4942(g)(3) (see instructions)	NONE			
8 Excess distributions carryover from 2008 not applied on line 5 or line 7 (see instructions)	NONE			
9 Excess distributions carryover to 2014. Subtract lines 7 and 8 from line 6a	NONE			
10 Analysis of line 9:				
a Excess from 2009	NONE			
b Excess from 2010	NONE			
c Excess from 2011	NONE			
d Excess from 2012	NONE			
e Excess from 2013	NONE			

Part XIV Private Operating Foundations (see instructions and Part VII-A, question 9)

NOT APPLICABLE

1 a If the foundation has received a ruling or determination letter that it is a private operating foundation, and the ruling is effective for 2013, enter the date of the ruling

b Check box to indicate whether the foundation is a private operating foundation described in section 4942(j)(3) or 4942(j)(5)

	Tax year				(e) Total
	(a) 2013	(b) 2012	(c) 2011	(d) 2010	
2 a Enter the lesser of the adjusted net income from Part I or the minimum investment return from Part X for each year listed					
b 85% of line 2a					
c Qualifying distributions from Part XII, line 4 for each year listed					
d Amounts included in line 2c not used directly for active conduct of exempt activities					
e Qualifying distributions made directly for active conduct of exempt activities Subtract line 2d from line 2c					
3 Complete 3a, b, or c for the alternative test relied upon					
a "Assets" alternative test - enter					
(1) Value of all assets					
(2) Value of assets qualifying under section 4942(j)(3)(B)(i).					
b "Endowment" alternative test - enter 2/3 of minimum investment return shown in Part X, line 6 for each year listed					
c "Support" alternative test - enter					
(1) Total support other than gross investment income (interest, dividends, rents, payments on securities loans (section 512(a)(5)), or royalties).					
(2) Support from general public and 5 or more exempt organizations as provided in section 4942(j)(3)(B)(iii).					
(3) Largest amount of support from an exempt organization.					
(4) Gross investment income					

Part XV Supplementary Information (Complete this part only if the foundation had \$5,000 or more in assets at any time during the year - see instructions.)

1 Information Regarding Foundation Managers:

a List any managers of the foundation who have contributed more than 2% of the total contributions received by the foundation before the close of any tax year (but only if they have contributed more than \$5,000). (See section 507(d)(2))

N/A

b List any managers of the foundation who own 10% or more of the stock of a corporation (or an equally large portion of the ownership of a partnership or other entity) of which the foundation has a 10% or greater interest.

N/A

2 Information Regarding Contribution, Grant, Gift, Loan, Scholarship, etc., Programs:

Check here if the foundation only makes contributions to preselected charitable organizations and does not accept unsolicited requests for funds. If the foundation makes gifts, grants, etc. (see instructions) to individuals or organizations under other conditions, complete items 2a, b, c, and d

a The name, address, and telephone number or e-mail address of the person to whom applications should be addressed:

b The form in which applications should be submitted and information and materials they should include:

c Any submission deadlines:

d Any restrictions or limitations on awards, such as by geographical areas, charitable fields, kinds of institutions, or other factors:

Part XV Supplementary Information (continued)

3 Grants and Contributions Paid During the Year or Approved for Future Payment

Recipient Name and address (home or business)	If recipient is an individual, show any relationship to any foundation manager or substantial contributor	Foundation status of recipient	Purpose of grant or contribution	Amount
<p>a Paid during the year</p> <p>CERIMON FUND- SEE ATTACHED C/O PATRICIA F DAV 484 JOSHUATOWN RD LYME CT 06371-3034</p>	N/A	PC	UNRESTRICTED GENERAL SUPPORT	171,550.
Total ▶ 3a				171,550.
b Approved for future payment				
Total ▶ 3b				

Part XVII Information Regarding Transfers To and Transactions and Relationships With Noncharitable Exempt Organizations

- 1 Did the organization directly or indirectly engage in any of the following with any other organization described in section 501(c) of the Code (other than section 501(c)(3) organizations) or in section 527, relating to political organizations?
a Transfers from the reporting foundation to a noncharitable exempt organization of:
(1) Cash
(2) Other assets
b Other transactions:
(1) Sales of assets to a noncharitable exempt organization
(2) Purchases of assets from a noncharitable exempt organization
(3) Rental of facilities, equipment, or other assets
(4) Reimbursement arrangements
(5) Loans or loan guarantees
(6) Performance of services or membership or fundraising solicitations
c Sharing of facilities, equipment, mailing lists, other assets, or paid employees
d If the answer to any of the above is "Yes," complete the following schedule. Column (b) should always show the fair market value of the goods, other assets, or services given by the reporting foundation.

Table with 4 columns: (a) Line no, (b) Amount involved, (c) Name of noncharitable exempt organization, (d) Description of transfers, transactions, and sharing arrangements.

2a Is the foundation directly or indirectly affiliated with, or related to, one or more tax-exempt organizations described in section 501(c) of the Code (other than section 501(c)(3)) or in section 527? Yes No

b If "Yes," complete the following schedule.

Table with 3 columns: (a) Name of organization, (b) Type of organization, (c) Description of relationship.

Under penalties of perjury, I declare that I have examined this return, including accompanying schedules and statements, and to the best of my knowledge and belief, it is true, correct, and complete Declaration of preparer (other than taxpayer) is based on all information of which preparer has any knowledge

Sign Here

Signature of officer or trustee: BANK OF AMERICA, N.A.

Date: 06/05/2014

Title: SVP Tax

May the IRS discuss this return with the preparer shown below (see instructions)? Yes No

Paid Preparer Use Only

Form fields for paid preparer: Print/Type preparer's name, Preparer's signature, Date, Check self-employed if PTIN, Firm's name, Firm's address, Firm's EIN, Phone no.

FORM 990PF, PART I - DIVIDENDS AND INTEREST FROM SECURITIES
 =====

DESCRIPTION -----	REVENUE AND EXPENSES PER BOOKS -----	NET INVESTMENT INCOME -----
USGI REPORTED AS NONQUALIFIED DIVIDENDS	787.	787.
FOREIGN DIVIDENDS	7,751.	7,751.
NONDIVIDEND DISTRIBUTIONS	12.	
DOMESTIC DIVIDENDS	40,760.	40,760.
OTHER INTEREST	17,113.	17,113.
NONQUALIFIED FOREIGN DIVIDENDS	4,535.	4,535.
NONQUALIFIED DOMESTIC DIVIDENDS	15,709.	15,709.
	-----	-----
TOTAL	86,667.	86,655.
	=====	=====

UD GEORGE ARENTS JR CERIMON FUND

13-6069576

FORM 990PF, PART I - OTHER INCOME
=====

DESCRIPTION -----	REVENUE AND EXPENSES PER BOOKS -----	NET INVESTMENT INCOME -----
PARTNERSHIP INCOME		20.
	-----	-----
TOTALS	=====	20. =====

FORM 990PF, PART I - TAXES
=====

DESCRIPTION -----	REVENUE AND EXPENSES PER BOOKS -----	NET INVESTMENT INCOME -----
FOREIGN TAXES	105.	105.
EXCISE TAX ESTIMATES	1,300.	
FOREIGN TAXES ON QUALIFIED FOR	367.	367.
FOREIGN TAXES ON NONQUALIFIED	867.	867.
TOTALS	2,639.	1,339.

UD GEORGE ARENTS JR CERIMON FUND

13-6069576

FORM 990PF, PART I - OTHER EXPENSES
=====

DESCRIPTION -----	REVENUE AND EXPENSES PER BOOKS -----	NET INVESTMENT INCOME -----	CHARITABLE PURPOSES -----
OTHER CHARITABLE EXPENSES	250.		250.
PARTNERSHIP EXPENSES		370.	
TOTALS	250.	370.	250.

UD GEORGE ARENTS JR CERIMON FUND

13-6069576

FORM 990PF, PART II - CORPORATE STOCK
=====

DESCRIPTION	ENDING BOOK VALUE	ENDING FMV
-----	-----	---
74460D109 PUBLIC STORAGE INC C	3,100.	4,570.
828806109 SIMON PPTY GROUP INC	5,018.	4,955.
166764100 CHEVRON CORP COM	10,549.	17,303.
20825C104 CONOCOPHILLIPS COM	8,712.	8,249.
30231G102 EXXON MOBIL CORP COM	12,193.	17,142.
674599105 OCCIDENTAL PETE CORP	2,283.	4,203.
718546104 PHILLIPS 66 COM	5,304.	6,359.
780259206 ROYAL DUTCH SHELL PL	6,120.	8,707.
806857108 SCHLUMBERGER LTD COM	7,712.	7,881.
N53745100 LYONDELLBASELL INDUS	4,971.	6,222.
263534109 DU PONT E I DE NEMOU	8,848.	10,250.
749685103 RPM INTL INC COM	3,924.	7,022.
097023105 BOEING CO COM	8,407.	15,532.
260003108 DOVER CORP COM	5,027.	9,262.
291011104 EMERSON ELEC CO COM	3,018.	5,605.
438516106 HONEYWELL INTL INC C	6,672.	12,955.
701094104 PARKER HANNIFIN CORP	3,792.	5,328.
755111507 RAYTHEON CO COM NEW	6,473.	14,831.
911312106 UNITED PARCEL SVC IN	8,715.	9,713.
913017109 UNITED TECHNOLOGIES	1,645.	4,447.
94106L109 WASTE MGMT INC DEL C	3,302.	4,387.
20030N101 COMCAST CORP NEW CL	6,166.	6,915.
437076102 HOME DEPOT INC COM	10,396.	21,364.
55616P104 MACYS INC COM	7,342.	8,991.
580135101 MCDONALDS CORP COM	6,785.	11,395.
824348106 SHERWIN WILLIAMS CO	3,927.	12,828.
872540109 TJX COS INC NEW COM	1,116.	6,424.
887317303 TIME WARNER INC NEW	7,583.	12,378.
918204108 V F CORP COM	3,168.	4,384.

13-6069576

UD GEORGE ARENTS JR CERIMON FUND

FORM 990PF, PART II - CORPORATE STOCK

=====

DESCRIPTION	ENDING BOOK VALUE	ENDING FMV
-----	-----	---
02209S103 ALTRIA GROUP INC COM	3,356.	7,467.
494368103 KIMBERLY CLARK CORP	6,585.	11,484.
718172109 PHILIP MORRIS INTL I	12,640.	20,395.
742718109 PROCTER & GAMBLE CO	10,555.	12,796.
931142103 WAL-MART STORES INC	4,584.	5,900.
002824100 ABBOTT LABS COM	5,355.	7,955.
00287Y109 ABBVIE INC COM	10,837.	17,477.
031162100 AMGEN INC COM	9,919.	18,556.
478160104 JOHNSON & JOHNSON CO	2,939.	19,640.
58933Y105 MERCK & CO INC NEW C	11,882.	20,499.
717081103 PFIZER INC COM	15,131.	24,168.
H0023R105 ACE LTD COM	4,959.	6,098.
025816109 AMERICAN EXPRESS CO	3,387.	12,243.
09247X101 BLACKROCK INC CL A	7,200.	12,620.
12572Q105 CME GROUP INC COM	5,541.	7,476.
171232101 CHUBB CORP COM	6,048.	8,454.
316773100 FIFTH THIRD BANCORP	5,290.	6,222.
46625H100 J P MORGAN CHASE & C	11,100.	17,992.
571748102 MARSH & MCLENNAN COS	6,187.	8,228.
59156R108 METLIFE INC COM	1,910.	3,777.
693475105 PNC FINL SVCS GROUP	6,505.	9,905.
74144T108 PRICE T ROWE GROUP I	2,360.	6,118.
902973304 US BANCORP DEL COM N	9,606.	12,555.
949746101 WELLS FARGO & CO NEW	13,176.	17,955.
G1151C101 ACCENTURE PLC CL A C	8,468.	14,299.
053015103 AUTOMATIC DATA PROCE	4,129.	9,575.
17275R102 CISCO SYS INC COM	10,082.	10,079.
268648102 EMC CORP COM	13,064.	12,459.
458140100 INTEL CORP COM	7,908.	11,534.

UD GEORGE ARENTS JR CERIMON FUND

13-6069576

FORM 990PF, PART II - CORPORATE STOCK
=====

DESCRIPTION	ENDING BOOK VALUE	ENDING FMV
459200101 INTERNATIONAL BUSINE	5,717.	11,661.
482480100 KLA-TENCOR CORP COM	6,547.	7,131.
594918104 MICROSOFT CORP COM	14,688.	21,077.
882508104 TEXAS INSTRS INC COM	5,044.	8,438.
00206R102 AT&T INC COM	2,049.	7,464.
92343V104 VERIZON COMMUNICATIO	18,493.	23,146.
92857W209 VODAFONE GROUP PLC S	9,110.	9,154.
025537101 AMERICAN ELEC PWR IN	3,996.	5,027.
125896100 CMS ENERGY CORP COM	2,844.	3,668.
25746U109 DOMINION RES INC VA	2,890.	3,871.
26441C204 DUKE ENERGY CORP NEW	3,119.	3,390.
65339F101 NEXTERA ENERGY INC C	4,416.	5,975.
816851109 SEMPPRA ENERGY COM	2,568.	4,821.
976657106 WISCONSIN ENERGY COR	2,803.	3,499.
TOTALS	477,255.	741,850.

UD GEORGE ARENTS JR CERIMON FUND

13-6069576

FORM 990PF, PART II - OTHER INVESTMENTS

=====

DESCRIPTION

ENDING FMV

ENDING BOOK VALUE

PLEASE STT ATTACHED

2,587,611. 2,628,654.

TOTALS

2,587,611. 2,628,654.

GAINS AND LOSSES FROM PASS-THRU ENTITIES
=====

NET LONG-TERM GAIN (LOSS) FROM PARTNERSHIPS, S CORPORATIONS
AND OTHER FIDUCIARIES

PARTNERSHIPS, TRUSTS, S CORPORATIONS

-4,224.00

TOTAL NET LONG-TERM GAIN OR LOSS (ROUNDED)

-4,224.00
=====

FORM 990PF, PART VII-A, LINE 14 - BOOKS ARE IN THE CARE OF
=====

NAME: US TRUST FIDUCIARY TAX SERVICES

ADDRESS: PO BOX 1802, 1 FINANCIAL PLAZA
PROVIDENCE, RI 02901

TELEPHONE NUMBER: (888)866-3275

FORM 990PF, PART VIII - LIST OF OFFICERS, DIRECTORS, AND TRUSTEES

OFFICER NAME:

BANK OF AMERICA

ADDRESS:

114 W 47TH ST
NEW YORK, NY 10036

TITLE:

CO-TRUSTEE

AVERAGE HOURS PER WEEK DEVOTED TO POSITION: 5

COMPENSATION 43,678.

COMPENSATION EXPLANATION:

SEE ATTACHED FOOTNOTE

OFFICER NAME:

PATRICIA DAVIDSON

ADDRESS:

484 JOSHUATOWN RD
LYME, CT 06371

TITLE:

CO-TRUSTEE

AVERAGE HOURS PER WEEK DEVOTED TO POSITION: 5

COMPENSATION 5,871.

TOTAL COMPENSATION: 49,549.

=====

FEDERAL FOOTNOTES

=====

THE COMPENSATION SHOWN ON THE RETURN THAT IS PAID TO BANK OF AMERICA, N.A. AS CORPORATE TRUSTEE IS NOT CALCULATED BASED UPON AN HOURLY RATE FOR TIME SPENT BY THE TRUSTEE; RATHER, BANK OF AMERICA'S COMPENSATION AS CORPORATE TRUSTEE IS CALCULATED USING A MARKET VALUE FEE SCHEDULE. THE TRUST OFFICER'S TIME SPENT PERFORMING ADMINISTRATIVE RESPONSIBILITIES FOR THIS FOUNDATION AVERAGES ONE HOUR PER WEEK. IN ADDITION, TIME IS SPENT BY OTHER STAFF MEMBERS FOR RECORDKEEPING, INVESTMENT MANAGEMENT, INCOME COLLECTION, RENDERING STATEMENTS AND ACCOUNTINGS, REGULATORY REPORTING, REGULATORY COMPLIANCE, AND TAX SERVICES.

Financial 360



Bank of America Private Wealth Management

**Investment Management, Trust & Custody Accounts
Holdings by Account**

As of Close of Business 05/09/2014

Report Date: January-2014

Account/Security	CUSIP	Quantity	Unit Cost	Price	Market Value	Accrued Income	Unrealized Gain/(Loss)	Est Annual Income	Yield	% of Account
TOTAL PORTFOLIO										
GEORGE ARENTS JR CERIMON FUND			500,375.16		764,966.79	1,236.13	264,591.63	20,928.20		100.00
CASH/CURRENCY			23,122.93		23,122.93	3.74	0.00	13.87	0.06	3.02
CASH EQUIVALENTS			23,122.93		23,122.93	3.74	0.00	13.87	0.06	3.02
BANK OF AMERICA TEMPORARY OVERNIGHT DEPOSIT	99Z490460	980.890	980.89	1.00	980.89	0.00	0.00	0.59	0.06	0.13
BANK OF AMERICA MONEY MARKET SAVINGS ACCOUNT (INCOME INVESTMENT)	994458719	1,073.790	1,073.79	1.00	1,073.79	0.08	0.00	0.64	0.06	0.14
BANK OF AMERICA MONEY MARKET SAVINGS ACCOUNT	994458719	21,068.250	21,068.25	1.00	21,068.25	3.66	0.00	12.64	0.06	2.75
EQUITIES										
U S LARGE CAP			469,134.22		732,318.87	1,232.39	263,184.65	20,591.93	2.81	95.73
ACCENTURE PLC CL A COM IRELAND (ACN)	G1151C101	179	442,165.25	79.88	697,546.54	1,087.79	255,381.29	19,305.88	2.77	91.20
ACE LTD COM SWITZERLAND (ACE)	H0023R105	65	8,468.04	93.81	14,298.52	0.00	5,830.48	332.94	2.33	1.87
AT&T INC COM (T)	00206R102	224	4,958.66	33.32	6,097.65	0.00	1,138.99	163.80	2.69	0.80
ABBOTT LABS COM (ABT)	002824100	217	2,049.04	36.66	7,463.68	103.04	5,414.64	412.16	5.52	0.98
ABBVIE INC COM (ABBV)	00287Y109	355	5,355.27	49.23	7,955.22	47.74	2,599.95	190.96	2.40	1.04
			10,837.42		17,476.65	142.00	6,639.23	568.00	3.25	2.28

Financial 360

Investment Management, Trust & Custody Accounts Holdings by Account

As of Close of Business 05/09/2014

Report Date: January-2014

Account/Security	CUSIP	Quantity	Unit Cost	Fed Tax Cost	Price	Market Value	Accrued Income	Unrealized Gain/(Loss)	Est Annual Income	Yield	% of Account
ALTRIA GROUP INC COM (MO)	02209S103	212	15 83	3,355 50	35 22	7,466 64	0 00	4,111 14	407 04	5 45	0 98
AMERICAN ELEC PWR INC COM (AEP)	025537101	103	38 79	3,995 87	48 81	5,027 43	0 00	1,031 56	206 00	4 10	0 66
AMERICAN EXPRESS CO COM (AXP)	025816109	144	23 52	3,386 56	85 02	12,242 88	33 12	8,856 32	132 48	1 08	1 60
AMGEN INC COM (AMGN)	031162100	156	63 59	9,919 45	118 95	18,556 20	0 00	8,636 75	380 64	2 05	2 43
AUTOMATIC DATA PROCESSING INC COM (ADP)	053015103	125	33 03	4,128 84	76 60	9,575 00	0 00	5,446 16	240 00	2 51	1 25
BLACKROCK INC CL A (BLK)	09247X101	42	171 42	7,199 54	300 47	12,619 74	0 00	5,420 20	324 24	2 57	1 65
BOEING CO COM (BA)	097023105	124	67 80	8,407 13	125 26	15,532 24	0 00	7,125 11	362 08	2 33	2 03
BRISTOL MYERS SQUIBB CO COM (BMY)	110122108		0 00	0 00	49 97	0 00	160 92	0 00	0 00	0 00	0 00
CME GROUP INC COM (CME)	12572Q105	100	55 41	5,540 99	74 76	7,476 00	0 00	1,935 01	180 00	2 41	0 98
CHEVRON CORP COM (CVX)	166764100	155	68 06	10,548 52	111 63	17,302 65	0 00	6,754 13	620 00	3 58	2 26
CHUBB CORP COM (CB)	171232101	100	60 48	6,048 07	84 54	8,454 00	0 00	2,405 93	176 00	2 08	1 11
CISCO SYS INC COM (CSCO)	17275R102	460	21 92	10,082 42	21 91	10,078 60	0 00	(3 82)	312 80	3 10	1 32
COMCAST CORP NEW CL A COM (CMCS A)	20030N101	127	48 55	6,165 98	54 45	6,915 15	0 00	749 17	114 30	1 65	0 90
CONOCOPHILLIPS COM (COP)	20825C104	127	68 60	8,711 65	64 95	8,248 65	0 00	(463 00)	350 52	4 25	1 08

Financial 360

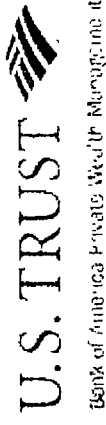
**Investment Management, Trust & Custody Accounts
Holdings by Account**

As of Close of Business 05/09/2014

Report Date: January-2014

Account/Security	CUSIP	Quantity	Unit Cost	Fed. Tax Cost	Price	Market Value	Accrued Income	Unrealized Gain/(Loss)	Est Annual Income	Yield	% of Account
DOMINION RES INC VA NEW COM (D)	25746U109	57	50.69	2,889.57	67.91	3,870.87	0.00	981.30	136.80	3.53	0.51
DOVER CORP COM (DOV)	260003108	107	46.98	5,026.66	86.56	9,261.92	0.00	4,235.26	160.50	1.73	1.21
DU PONT E I DE NEMOURS & CO COM (DD)	263534109	168	52.67	8,847.72	61.01	10,249.68	0.00	1,401.96	302.40	2.95	1.34
DUKE ENERGY CORP NEW COM (DUK)	26441C204	48	64.97	3,118.69	70.62	3,389.76	0.00	271.07	149.76	4.42	0.44
EMC CORP COM (EMC)	268648102	514	25.42	13,063.87	24.24	12,459.36	0.00	(604.51)	205.60	1.65	1.63
EMERSON ELEC CO COM (EMR)	291011104	85	35.51	3,018.29	65.94	5,604.90	0.00	2,586.61	146.20	2.61	0.73
EXXON MOBIL CORP COM (XOM)	30231G102	186	65.56	12,193.47	92.16	17,141.76	0.00	4,948.29	468.72	2.73	2.24
FIFTH THIRD BANCORP COM (FITB)	316773100	296	17.87	5,289.58	21.02	6,221.92	0.00	932.34	142.08	2.28	0.81
HOME DEPOT INC COM (HD)	437076102	278	37.40	10,395.81	76.85	21,364.30	0.00	10,968.49	433.68	2.03	2.79
HONEYWELL INTL INC COM (HON)	438516106	142	46.99	6,671.87	91.23	12,954.66	0.00	6,282.79	255.60	1.97	1.69
INTEL CORP COM (INTC)	458140100	470	16.83	7,907.74	24.54	11,533.80	0.00	3,626.06	423.00	3.67	1.51
INTERNATIONAL BUSINESS MACHS COM (IBM)	459200101	66	86.63	5,717.49	176.68	11,660.88	0.00	5,943.39	250.80	2.15	1.52
J P MORGAN CHASE & CO COM (JPM)	46625H100	325	34.15	11,099.69	55.36	17,992.00	0.00	6,892.31	494.00	2.75	2.35
JOHNSON & JOHNSON COM (JNJ)	478160104	222	13.24	2,938.94	88.47	19,640.34	0.00	16,701.40	586.08	2.98	2.57

Financial 360



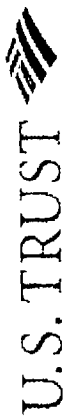
Investment Management, Trust & Custody Accounts Holdings by Account

As of Close of Business 05/09/2014

Report Date: January-2014

Account/Security	CUSIP	Quantity	Unit Cost	Fed Tax Cost	Price	Market Value	Accrued Income	Unrealized Gain/(Loss)	Est Annual Income	Yield	% of Account
KLA-TENCOR CORP COM (KLAC)	482480100	116	56.44	6,546.59	61.47	7,130.52	0.00	583.93	208.80	2.93	0.93
KIMBERLY CLARK CORP COM (KMB)	494368103	105	62.71	6,584.60	109.37	11,483.85	0.00	4,899.25	340.20	2.96	1.50
MACYS INC COM (M)	55616P104	169	43.44	7,341.83	53.20	8,990.80	0.00	1,648.97	169.00	1.88	1.18
MARSH & MCLENNAN COS INC COM (MMC)	571748102	180	34.37	6,186.74	45.71	8,227.80	45.00	2,041.06	180.00	2.19	1.08
MCDONALDS CORP COM (MCD)	580135101	121	56.07	6,785.02	94.17	11,394.57	0.00	4,609.55	392.04	3.44	1.49
MERCK & CO INC NEW COM (MRK)	58933Y105	387	30.70	11,882.20	52.97	20,499.39	0.00	8,617.19	681.12	3.32	2.68
METLIFE INC COM (MET)	59156R108	77	24.81	1,910.11	49.05	3,776.85	0.00	1,866.74	84.70	2.24	0.49
MICROSOFT CORP COM (MSFT)	594918104	557	26.37	14,688.40	37.84	21,076.88	0.00	6,388.48	623.84	2.96	2.76
NEXTERA ENERGY INC COM (NEE)	65339F101	65	67.93	4,415.71	91.93	5,975.45	0.00	1,559.74	171.60	2.87	0.78
OCCIDENTAL PETE CORP DEL COM (OXY)	674599105	48	47.56	2,282.90	87.57	4,203.36	0.00	1,920.46	122.88	2.92	0.55
PNC FINL SVCS GROUP INC COM (PNC)	693475105	124	52.46	6,505.19	79.88	9,905.12	54.56	3,399.93	218.24	2.20	1.29
PARKER HANNIFIN CORP COM (PH)	701094104	47	80.67	3,791.63	113.37	5,328.39	0.00	1,536.76	90.24	1.69	0.70
PFIZER INC COM (PFE)	717081103	795	19.03	15,130.70	30.40	24,168.00	0.00	9,037.30	826.80	3.42	3.16
PHILIP MORRIS INTL INC COM (PM)	718172109	261	48.43	12,640.15	78.14	20,394.54	0.00	7,754.39	981.36	4.81	2.67

Financial 360



Bank of America Private Wealth Management II

**Investment Management, Trust & Custody Accounts
Holdings by Account**

As of Close of Business 05/09/2014

Report Date: January-2014

Account/Security	CUSIP	Quantity	Unit Cost	Fed Tax Cost	Price	Market Value	Accrued Income	Unrealized Gain/(Loss)	Est Annual Income	Yield	% of Account
PHILLIPS 66 COM (PSX)	718546104	87	60.96	5,303.77	73.09	6,358.83	0.00	1,055.06	135.72	2.13	0.83
PRICE T ROWE GROUP INC COM (TROW)	74144T108	78	30.26	2,360.03	78.44	6,118.32	0.00	3,758.29	118.56	1.94	0.80
PROCTER & GAMBLE CO COM (PG)	742718109	167	63.20	10,554.82	76.62	12,795.54	100.45	2,240.72	401.80	3.14	1.67
RAYTHEON CO COM NEW (RTN)	755111507	156	41.49	6,472.96	95.07	14,830.92	85.80	8,357.96	343.20	2.31	1.94
SCHLUMBERGER LTD COM NETHERLANDS ANTILLES (SLB)	806857108	90	85.68	7,711.63	87.57	7,881.30	0.00	169.67	144.00	1.83	1.03
SEMPRA ENERGY COM (SRE)	816851109	52	49.39	2,568.44	92.71	4,820.92	0.00	2,252.48	131.04	2.72	0.63
SHERWIN WILLIAMS CO COM (SHW)	824348106	70	56.11	3,927.45	183.26	12,828.20	0.00	8,900.75	140.00	1.09	1.68
TJX COS INC NEW COM (TJX)	872540109	112	9.97	1,116.49	57.36	6,424.32	0.00	5,307.83	64.96	1.01	0.84
TEXAS INSTRS INC COM (TXN)	882508104	199	25.35	5,044.02	42.40	8,437.60	59.70	3,393.58	238.80	2.83	1.10
TIME WARNER INC NEW COM (TWX)	887317303	197	38.49	7,583.05	62.83	12,377.51	0.00	4,794.46	226.55	1.83	1.62
US BANCORP DEL COM NEW (USB)	902973304	316	30.40	9,605.87	39.73	12,554.68	0.00	2,948.81	290.72	2.32	1.64
UNITED PARCEL SVC INC CL B (UPS)	911312106	102	85.44	8,715.24	95.23	9,713.46	0.00	998.22	252.96	2.60	1.27
UNITED TECHNOLOGIES CORP COM (UTX)	913017109	39	42.17	1,644.63	114.02	4,446.78	0.00	2,802.15	92.04	2.07	0.58
V F CORP COM (VFC)	918204108	75	42.24	3,168.31	58.45	4,383.75	0.00	1,215.44	78.75	1.80	0.57

Financial 360

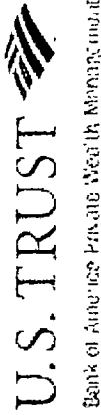
**Investment Management, Trust & Custody Accounts
Holdings by Account**

As of Close of Business 05/09/2014

Report Date: January-2014

Account/Security	CUSIP	Quantity	Unit Cost	Fed Tax Cost	Price	Market Value	Accrued Income	Unrealized Gain/(Loss)	Est Annual Income	Yield	% of Account
VERIZON COMMUNICATIONS INC COM (VZ)	92343V104	482	38.37	18,493.42	48.02	23,145.64	255.46	4,652.22	1,021.84	4.41	3.03
WAL-MART STORES INC COM (WMT)	931142103	79	58.03	4,584.18	74.68	5,899.72	0.00	1,315.54	148.52	2.52	0.77
WASTE MGMT INC DEL COM (WM)	94106L109	105	31.45	3,302.22	41.78	4,386.90	0.00	1,084.68	153.30	3.49	0.57
WELLS FARGO & CO NEW COM (WFC)	949746101	396	33.27	13,175.74	45.34	17,954.64	0.00	4,778.90	475.20	2.65	2.35
WISCONSIN ENERGY CORP COM (WEC)	976657106	82	34.18	2,802.87	42.67	3,498.94	0.00	696.07	127.92	3.66	0.46
U S MID CAP											
CMS ENERGY CORP COM (CMS)	125896100	132	21.54	2,843.93	27.79	3,668.28	0.00	824.35	142.56	3.89	0.48
RPM INTL INC COM (RPM)	749685103	177	22.17	3,923.54	39.67	7,021.59	0.00	3,098.05	169.92	2.42	0.92
INTERNATIONAL DEVELOPED											
LYONDELLBASELL INDUSTRIES NV CL A COM NETHERLANDS (LYB)	N53745100	79	62.93	4,971.49	78.76	6,222.04	0.00	1,250.55	189.60	3.05	0.81
ROYAL DUTCH SHELL PLC SPONSORED ADR CL A DUTCH LISTING (RDS A)	780259206	126	48.58	6,120.45	69.10	8,706.60	0.00	2,586.15	385.56	4.43	1.14
VODAFONE GROUP PLC SPONSORED ADR NEW UNITED KINGDOM (ZZZZ)	92857W209	247	36.88	9,109.56	37.06	9,153.82	144.60	44.26	398.41	4.35	1.20
REAL ESTATE											
				8,118.01		9,524.99	0.00	1,406.98	322.40	3.38	1.25

Financial 360



Investment Management, Trust & Custody Accounts Holdings by Account

As of Close of Business 05/09/2014

Report Date: January-2014

Account/Security	CUSIP	Quantity	Unit Cost	Fed Tax Cost	Price	Market Value	Accrued Income	Unrealized Gain/(Loss)	Est Annual Income	Yield	% of Account
PUBLIC REITS				8,118.01		9,524.99	0.00	1,406.98	322.40	3.38	1.25
PUBLIC STORAGE INC COM (REIT) (PSA)	74460D109	29	106.88	3,099.60	157.59	4,570.11	0.00	1,470.51	162.40	3.55	0.60
SIMON PPTY GROUP INC NEW COM (SPG)	828806109	32	156.83	5,018.41	154.84	4,954.88	0.00	(63.53)	160.00	3.23	0.65

1 closed account

*SD - settlement date basis account holdings

When viewing Holdings by Account, the Total Portfolio may include more than the aggregated market values of the accounts displayed on the report

Unless otherwise noted, all views are based on trade date. Historical balances for some accounts may not be available for this period. Previous business day prices when available are displayed for externally held marketable securities. The amounts shown for assets not held by Bank of America and values shown for illiquid and other hard to value assets are for informational purposes only, may vary from values (if any) provided by the issuer or others, and may change. These investments may not be listed on any securities exchange or NASDAQ market, and investors may not be able to sell them or realize the amounts shown upon a sale or liquidation. Bank of America makes no representations as to the accuracy of the value(s) provided.

For those assets where Intraday Pricing is available, Last Updated reflects the valuation time/date. For those assets where Intraday Pricing is not available, the Prior Business Day date is displayed, which does not necessarily reflect the actual valuation date. Quantity is not updated for intraday activity and is based on prior close of business on a trade date basis.

Pending sales for shares not currently held are excluded from all views, reports and portfolio valuations, with the exception of the Activity report.

Portions of the estimated annual income may not reflect actual income received or income for tax reporting purposes.

Income and cost-basis information should not be used to make investment decisions without first consulting your Bank of America professional, personal tax or legal advisor. This information is not intended as an offer to provide trust or investment services in states where Bank of America is not authorized to do so.

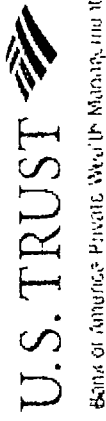
Where you maintain investment discretion in your account, we suggest you consult your personal tax advisor before making tax-related investment decisions. Please do not rely on the information in this view to prepare tax returns. This information may change after audits or corrections by Bank of America. Portions of the estimated annual income may not reflect actual income received or income for tax reporting purposes.

U.S. Trust, Bank of America Private Wealth Management operates through Bank of America, N.A. and other subsidiaries of Bank of America Corporation.

Bank of America, N.A., Member FDIC Equal Housing Lender

© 2011 Bank of America Corporation. All rights reserved.

Financial 360




Investment Management, Trust & Custody Accounts
Holdings by Account

As of Close of Business 05/09/2014

Report Date: January-2014

Account/Security	CUSIP	Quantity	Unit Cost	Fed/Tax Cost	Price	Market Value	Accrued Income	Unrealized Gain/(Loss)	Est Annual Income	Yield	% of Account
TOTAL PORTFOLIO				770,260.09		763,994.02	46.20	(6,266.07)	12,613.30		100.00
4: UD GEORGE ARENTS JR - HAN-LCC				770,260.09		763,994.02	46.20	(6,266.07)	12,613.30		100.00
CASH/CURRENCY				22,015.61		22,015.61	1.28	0.00	159.61	0.72	2.88
CASH EQUIVALENTS				266,011.88		266,011.88	1.28	0.00	159.61	0.06	34.82
BANK OF AMERICA TEMPORARY OVERNIGHT DEPOSIT (INCOME INVESTMENT)	99Z490460	0.00	0.00	0.00	1.00	0.00	0.00	0.00	0.00	0.00	0.00
BANK OF AMERICA TEMPORARY OVERNIGHT DEPOSIT	99Z490460	0.00	0.00	0.00	1.00	0.00	0.41	0.00	0.00	0.00	0.00
BANK OF AMERICA MONEY MARKET SAVINGS ACCOUNT	994458719	266,011.880	1.00	266,011.88	1.00	266,011.88	0.87	0.00	159.61	0.06	34.82
CASH/CURRENCY OTHER				(243,996.27)		(243,996.27)	0.00	0.00	0.00	0.00	(31.94)
PENDING CASH	999859P13	(243,996.270)	1.00	(243,996.27)	0.00	(243,996.27)	0.00	0.00	0.00	0.00	(31.94)
EQUITIES				748,244.48		741,978.41	44.92	(6,266.07)	12,453.69	1.68	97.12
U S LARGE CAP				636,879.46		628,146.00	25.00	(8,733.46)	11,223.48	1.79	82.24
AMAZON COM INC COM (AMZN)	023135106	129	391.20	50,464.97	358.69	46,271.01	0.00	(4,193.96)	0.00	0.00	6.06
AMERICAN EXPRESS CO COM (AXP)	025816109	92	86.31	7,940.54	85.02	7,821.84	0.00	(118.70)	84.64	1.08	1.02
AMERICAN INTL GROUP INC NEW COM (AIG)	026874784	455	47.98	21,831.19	47.96	21,821.80	0.00	(9.39)	182.00	0.83	2.86

Financial 360



Bank of America Private Wealth Management

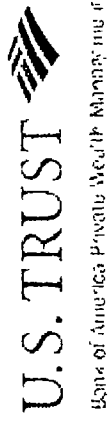
Investment Management, Trust & Custody Accounts
Holdings by Account

As of Close of Business 05/09/2014

Report Date: January-2014

Account/Security	CUSIP	Quantity	Unit Cost	Fed Tax Cost	Price	Market Value	Accrued Income	Unrealized Gain/(Loss)	Est Annual Income	Yield	% of Account
AMGEN INC COM (AMGN)	031162100	68	119.84	8,149.40	118.95	8,088.60	0.00	(60.80)	165.92	2.05	1.06
APACHE CORP COM (APA)	037411105	254	81.11	20,601.19	80.26	20,386.04	0.00	(215.15)	203.20	1.00	2.67
APPLE INC COM (AAPL)	037833100	79	533.78	42,168.68	500.60	39,547.40	0.00	(2,621.28)	963.80	2.44	5.18
AUTOZONE INC COM (AZO)	053332102	14	500.28	7,003.90	495.06	6,930.84	0.00	(73.06)	0.00	0.00	0.91
CATERPILLAR INC COM (CAT)	149123101	80	90.90	7,272.37	93.91	7,512.80	0.00	240.43	192.00	2.56	0.98
CHEVRON CORP COM (CVX)	166764100	57	116.60	6,645.99	111.63	6,362.91	0.00	(283.08)	228.00	3.58	0.83
CISCO SYS INC COM (CSCO)	17275R102	628	22.17	13,924.47	21.91	13,759.48	0.00	(164.99)	427.04	3.10	1.80
EMC CORP COM (EMC)	268648102	728	25.19	18,335.08	24.24	17,646.72	0.00	(688.36)	291.20	1.65	2.31
EXXON MOBIL CORP COM (XOM)	30231G102	69	94.77	6,538.90	92.16	6,359.04	0.00	(179.86)	173.88	2.73	0.83
GENERAL ELEC CO COM (GE)	369604103	589	25.27	14,883.17	25.13	14,801.57	0.00	(81.60)	518.32	3.50	1.94
GOLDMAN SACHS GROUP INC COM (GS)	38141G104	211	165.52	34,923.85	164.12	34,629.32	0.00	(294.53)	464.20	1.34	4.53
GOOGLE INC CL A COM (GOOGL)	38259P508	34	1,117.41	37,991.88	1,180.97	40,152.98	0.00	2,161.10	0.00	0.00	5.26
INTEL CORP COM (INTC)	458140100	466	24.73	11,523.35	24.54	11,435.64	0.00	(87.71)	419.40	3.67	1.50
J P MORGAN CHASE & CO COM (JPM)	46625H100	816	55.61	45,375.40	55.36	45,173.76	0.00	(201.64)	1,240.32	2.75	5.91

Financial 360



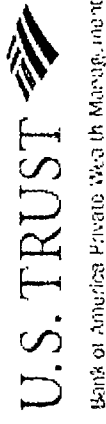
**Investment Management, Trust & Custody Accounts
Holdings by Account**

As of Close of Business 05/09/2014

Report Date: January-2014

Account/Security	CUSIP	Quantity	Unit Cost	Federal Tax Cost	Price	Market Value	Accrued Income	Unrealized Gain/(Loss)	Est Annual Income	Yield	% of Account
LOWES COS INC COM (LOW)	548661107	285	47.51	13,540.13	46.29	13,192.65	0.00	(347.48)	205.20	1.56	1.73
MCDONALDS CORP COM (MCD)	580135101	124	94.28	11,690.99	94.17	11,677.08	0.00	(13.91)	401.76	3.44	1.53
MEDTRONIC INC COM (MDT)	585055106	201	57.19	11,495.56	56.56	11,368.56	0.00	(127.00)	225.12	1.98	1.49
MERCK & CO INC NEW COM (MRK)	58933Y105	290	53.23	15,435.57	52.97	15,361.30	0.00	(74.27)	510.40	3.32	2.01
MORGAN STANLEY COM (MS)	617446448	732	30.04	21,989.96	29.51	21,601.32	25.00	(388.64)	146.40	0.68	2.83
NATIONAL OILWELL VARCO INC COM (NOV)	637071101	133	73.48	9,773.28	75.01	9,976.33	0.00	203.05	138.32	1.39	1.31
OCCIDENTAL PETE CORP DEL COM (OXY)	674599105	188	87.16	16,386.15	87.57	16,463.16	0.00	77.01	481.28	2.92	2.15
OMNICOM GROUP INC COM (OMC)	681919106	114	72.61	8,277.26	72.58	8,274.12	0.00	(3.14)	182.40	2.20	1.08
ORACLE CORP COM (ORCL)	68389X105	561	36.84	20,666.06	36.90	20,700.90	0.00	34.84	269.28	1.30	2.71
PEPSICO INC COM (PEP)	713448108	204	81.98	16,723.60	80.36	16,393.44	0.00	(330.16)	463.08	2.82	2.15
PHILIP MORRIS INTL INC COM (PM)	718172109	70	85.20	5,963.82	78.14	5,469.80	0.00	(494.02)	263.20	4.81	0.72
PRICE T ROWE GROUP INC COM (TROW)	74144T108	132	77.95	10,289.70	78.44	10,354.08	0.00	64.38	200.64	1.94	1.36
PRUDENTIAL FINL INC COM (PRU)	744320102	149	84.07	12,525.88	84.39	12,574.11	0.00	48.23	315.88	2.51	1.65
QUALCOMM INC COM (QCOM)	747525103	485	73.23	35,515.81	74.22	35,996.70	0.00	480.89	679.00	1.89	4.71

Financial 360



Investment Management, Trust & Custody Accounts Holdings by Account

As of Close of Business 05/09/2014

Report Date: January-2014

Account/Security	CUSIP	Quantity	Unit Cost	Fed Tax Cost	Price	Market Value	Accrued Income	Unrealized Gain/(Loss)	Est Annual Income	Yield	% of Account
SCHLUMBERGER LTD COM NETHERLANDS ANTILLES (SLB)	806857108	220	88.32	19,430.95	87.57	19,265.40	0.00	(165.55)	352.00	1.83	2.52
SOUTHWESTERN ENERGY CO COM (SWN)	845467109	212	41.04	8,700.81	40.69	8,626.28	0.00	(74.53)	0.00	0.00	1.13
STATE STR CORP COM (STT)	857477103	377	68.54	25,840.09	66.95	25,240.15	0.00	(599.94)	392.08	1.55	3.30
UNITED PARCEL SVC INC CL B (UPS)	911312106	99	95.93	9,497.50	95.23	9,427.77	0.00	(69.73)	245.52	2.60	1.23
WELLS FARGO & CO NEW COM (WFC)	949746101	165	45.83	7,562.01	45.34	7,481.10	0.00	(80.91)	198.00	2.65	0.98
U.S. MID CAP				77,484.22		80,820.47	19.92	3,336.25	443.96	0.55	10.57
FACTSET RESH SYS INC COM (FDS)	303075105	69	106.02	7,315.61	105.77	7,298.13	0.00	(17.48)	96.60	1.32	0.96
IHS INC CL A COM (IHS)	451734107	85	113.83	9,675.19	113.41	9,639.85	0.00	(35.34)	0.00	0.00	1.26
L-3 COMMUNICATIONS HLDGS INC COM (LLL)	502424104	76	103.99	7,903.47	111.07	8,441.32	0.00	537.85	167.20	1.98	1.10
LENNAR CORP COM (LEN)	526057104	744	37.72	28,064.66	40.16	29,879.04	19.92	1,814.38	119.04	0.40	3.91
NVR INC COM (NVR)	62944T105	14	1,091.19	15,276.70	1,153.41	16,147.74	0.00	871.04	0.00	0.00	2.11
TEMPUR SEALY INTL INC COM (TPX)	88023U101	191	48.42	9,248.59	49.29	9,414.39	0.00	165.80	61.12	0.65	1.23
INTERNATIONAL DEVELOPED				33,880.80		33,011.94	0.00	(868.86)	786.25	2.38	4.32

Financial 360

**Investment Management, Trust & Custody Accounts
Holdings by Account**

As of Close of Business 05/09/2014

Report Date: January-2014

Account/Security	CUSIP	Quantity	Unit Cost	Fed Tax Cost	Price	Market Value	Accrued Income	Unrealized Gain/(Loss)	Est Annual Income	Yield	% of Account
DIAGEO PLC SPONSORED ADR NEW UNITED KINGDOM (DEO)	25243Q205	100	124.69	12,469.04	120.05	12,005.00	0.00	(464.04)	319.20	2.66	1.57
NOVARTIS A G SPONSORED ADR SWITZERLAND (NVS)	66987V109	170	79.24	13,470.17	79.07	13,441.90	0.00	(28.27)	300.39	2.23	1.76
SABMILLER PLC SPONSORED ADR UNITED KINGDOM (SBMR Y)	78572M105	168	47.27	7,941.59	45.03	7,565.04	0.00	(376.55)	166.66	2.20	0.99

1 closed account

*SD - settlement date basis account holdings

When viewing Holdings by Account, the Total Portfolio may include more than the aggregated market values of the accounts displayed on the report

Unless otherwise noted, all views are based on trade date. Historical balances for some accounts may not be available for this period. Previous business day prices when available are displayed for externally held marketable securities. The amount shown for assets not held by Bank of America and values shown for illiquid and other hard to value assets are for informational purposes only, may vary from values (if any) provided by the issuer or others, and may change. These investments may not be listed on any securities exchange or NASDAQ market, and investors may not be able to sell them or realize the amounts shown upon a sale or liquidation. Bank of America makes no representations as to the accuracy of the value(s) provided.

For those assets where Intraday Pricing is available, Last Updated reflects the valuation time/date. For those assets where Intraday Pricing is not available, the Prior Business Day date is displayed, which does not necessarily reflect the actual valuation date. Quantity is not updated for intraday activity and is based on prior close of business on a trade date basis.

Pending sales for shares not currently held are excluded from all views, reports and portfolio valuations, with the exception of the Activity report.

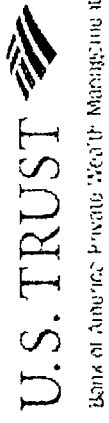
Portions of the estimated annual income may not reflect actual income received or income for tax reporting purposes.

Income and cost-basis information should not be used to make investment decisions without first consulting your Bank of America professional, personal tax or legal advisor. This information is not intended as an offer to provide trust or investment services in states where Bank of America is not authorized to do so.

Where you maintain investment discretion in your account, we suggest you consult your personal tax advisor before making tax-related investment decisions. Portions of the estimated annual income may not reflect actual income received or income for tax reporting purposes.

U.S. Trust, Bank of America Private Wealth Management operates through Bank of America, N.A. and other subsidiaries of Bank of America Corporation.

Financial 360



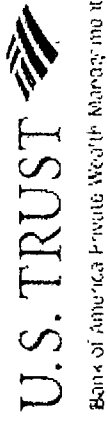
Investment Management, Trust & Custody Accounts
Holdings by Account

As of Close of Business 05/09/2014

Report Date: January-2014

Account/Security	CUSIP	Quantity	Unit Cost	Fed Tax Cost	Pub. Market Value	Accrued Income	Unrealized Gain/(Loss)	Est Annual Income	Yield	% of Account
TOTAL PORTFOLIO										
UD GEORGE...NTS JR NMA			2,433,590.24	2,433,590.24	2,480,899.41	5,195.94	47,309.17	44,396.92		100.00
CASH/CURRENCY			350,220.71	350,220.71	350,220.71	21.29	0.00	210.14	0.06	14.12
CASH EQUIVALENTS			350,220.71	350,220.71	350,220.71	21.29	0.00	210.14	0.06	14.12
BANK OF AMERICA TEMPORARY OVERNIGHT DEPOSIT	99Z490460	415.180	415.18	415.18	415.18	0.00	0.00	0.25	0.06	0.02
BANK OF AMERICA MONEY MARKET SAVINGS ACCOUNT (INCOME INVESTMENT)	994458719	3,327.960	3,327.96	3,327.96	3,327.96	0.24	0.00	2.00	0.06	0.13
BANK OF AMERICA MONEY MARKET SAVINGS ACCOUNT	994458719	346,477.570	346,477.57	346,477.57	346,477.57	21.05	0.00	207.89	0.06	13.97
EQUITIES										
U S LARGE CAP			787,647.42	787,647.42	751,670.46	457.70	(35,976.96)	13,620.07	1.81	30.30
AT&T INC COM (T)	00206R102		0.00	0.00	0.00	457.70	0.00	0.00	0.00	0.00
COLUMBIA SELECT LARGE CAP GROWTH FUND CLASS Z SHARES (UMLG X)	19765Y688	10,489.401	114,229.58	114,229.58	199,927.98	457.70	85,698.40	0.00	0.00	8.06
U S MID CAP			54,764.41	54,764.41	68,493.39	0.00	13,728.98	145.81	0.21	2.76
COLUMBIA ACORN FUND CLASS Z SHARES (ACRN X)	197199409	1,893.652	54,764.41	54,764.41	68,493.39	0.00	13,728.98	145.81	0.21	2.76
INTERNATIONAL DEVELOPED			349,232.30	349,232.30	275,146.15	0.00	(74,086.15)	7,492.26	2.72	11.10

Financial 360



Investment Management, Trust & Custody Accounts Holdings by Account

As of Close of Business 05/09/2014

Report Date: January-2014

Account/Security	CUSIP	Quantity	Unit Cost	Fed Tax Cost	Price	Market Value	Accrued Income	Unrealized Gain/(Loss)	Est Annual Income	Yield	% of Account
COLUMBIA MULTI-ADVISOR INTL EQUITY FUND CLASS Z SHARES (NIEQ X)	19765H677	16,705.895	17.23	287,799.70	13.24	221,186.05	0.00	(66,613.65)	5,145.42	2.33	8.92
ISHARES MSCI PACIFIC EX-JAPAN ETF (EPP)	464286665	1,230	49.95	61,432.60	43.87	53,960.10	0.00	(7,472.50)	2,346.84	4.35	2.18
EMERGING MARKETS											
COLUMBIA PACIFIC/ASIA FUND CLASS Z SHARES (USPA X)	19765Y720	8,000.040	11.55	269,421.13	8.62	208,102.94	0.00	(61,318.19)	5,982.00	2.87	8.39
ISHARES MSCI BRAZIL CAPPED ETF (EWZ)	464286400	450	56.32	25,342.34	39.24	17,658.00	0.00	(7,684.34)	648.45	3.67	0.71
ISHARES MSCI CHILE CAPPED ETF (ECH)	464286640	400	66.81	26,724.76	40.63	16,252.00	0.00	(10,472.76)	270.40	1.66	0.66
ISHARES MSCI MEXICO CAPPED ETF (EWW)	464286822	340	74.28	25,253.77	62.89	21,382.60	0.00	(3,871.17)	452.54	2.12	0.86
ISHARES MSCI EMERGING MARKETS ETF (EEM)	464287234	1,100	44.06	48,469.85	38.19	42,009.00	0.00	(6,460.85)	943.80	2.25	1.69
WISDOMTREE EMERGING MKTS HIGH YIELDING EQUITY FUND (DEM)	97717W315	900	56.96	51,263.46	46.49	41,841.00	0.00	(9,422.46)	1,882.80	4.50	1.69
FIXED INCOME											
INVESTMENT GRADE TAXABLE				1,153,251.15		1,147,784.09	4,716.95	(5,467.06)	23,887.51	2.08	46.26
				945,251.15		943,048.12	4,226.83	(2,203.03)	16,674.68	1.77	38.02

Financial 360

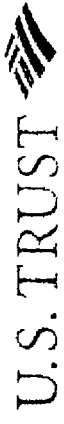
**Investment Management, Trust & Custody Accounts
Holdings by Account**

As of Close of Business 05/09/2014

Report Date: January-2014

Account/Security	CUSIP	Quantity	Unit Cost	Fed Tax Cost	Price	Market Value	Accrued Income	Unrealized Gain/(Loss)	Est Annual Income	Yield	% of Account
ALLSTATE CORP SR NT DTD 08/16/04 5.000% DUE 08/15/14 (ALL 14)	020002AR2	150,000	99.29	148,933.50	102.47	153,708.00	3,458.33	4,774.50	7,500.00	4.88	6.20
CMG ULTRA SHORT TERM BOND FUND (CMGU X)	19765E823	27,249.406	8.99	244,972.16	9.00	245,244.65	58.71	272.49	1,389.72	0.57	9.89
COLUMBIA SHORT TERM BOND FUND CLASS Z SHARES (NSTM X)	19765H362	32,499.546	9.86	320,345.49	9.98	324,345.47	263.51	3,999.98	2,859.96	0.88	13.07
COLUMBIA BOND FUND CLASS Z SHARES (UMMG X)	19765Y886	25,000	9.24	231,000.00	8.79	219,750.00	446.28	(11,250.00)	4,925.00	2.24	8.86
INTERNATIONAL DEVELOPED BONDS				42,000.00		38,154.51	0.00	(3,845.49)	1,541.20	4.04	1.54
TEMPLETON GLOBAL BD FUND ADVISOR CL (TGBA X)	880208400	3,004.292	13.98	42,000.00	12.70	38,154.51	0.00	(3,845.49)	1,541.20	4.04	1.54
GLOBAL HIGH YIELD TAXABLE				166,000.00		166,581.46	490.12	581.46	5,671.63	3.40	6.71
FIDELITY ADVISOR FLOATING RATE HIGH INCOME FUND INSTL (FFRI X)	315807552	8,392.315	9.89	83,000.00	9.97	83,671.38	237.01	671.38	2,551.26	3.05	3.37
FRANKLIN FTLG RATE DAILY ACCESS FUND CL AD (FDAA X)	353612781	8,992.416	9.23	83,000.00	9.22	82,910.08	253.11	(89.92)	3,120.37	3.76	3.34
REAL ESTATE				60,971.93		163,450.65	0.00	102,478.72	6,679.20	4.09	6.59
PUBLIC REITS				60,971.93		163,450.65	0.00	102,478.72	6,679.20	4.09	6.59
PLUM CREEK TIMBER CO INC COM (PCL)	729251108	3,795	16.07	60,971.93	43.07	163,450.65	0.00	102,478.72	6,679.20	4.09	6.59

Financial 360



Bank of America Private Wealth Management

Investment Management, Trust & Custody Accounts
Holdings by Account

As of Close of Business 05/09/2014

Report Date: January-2014

Account/Security	CUSIP	Quantity	Unit Cost	Price	Market Value	Accrued Income	Unrealized Gain/(Loss)	Est Annual Income	Yield	% of Account
TANGIBLE ASSETS										
COMMODITIES										
POWERSHARES DB COMMODITY INDEX TRACKING FUND UNIT BEN INT (DBC)	73935S105	2,000	28.62	24.88	49,760.00	0.00	(7,484.80)	0.00	0.00	2.01
SPDR GOLD TR GOLD SHS (GLD)	78463V107	150	161.69	120.09	18,013.50	0.00	(6,240.73)	0.00	0.00	0.73

† closed account

*SD - settlement date basis account holdings

When viewing Holdings by Account, the Total Portfolio may include more than the aggregated market values of the accounts displayed on the report

Unless otherwise noted, all views are based on trade date. Historical balances for some accounts may not be available for this period. Previous business day prices when available are displayed for externally held marketable securities. The amounts shown for assets not held by Bank of America and values shown for illiquid and other hard to value assets are for informational purposes only, may vary from values (if any) provided by the issuer or others, and may change. These investments may not be listed on any securities exchange or NASDAQ market, and investors may not be able to sell them or realize the amounts shown upon a sale or liquidation. Bank of America makes no representations as to the accuracy of the value(s) provided.

For those assets where Intraday Pricing is available, Last Updated reflects the valuation time/date. For those assets where Intraday Pricing is not available, the Prior Business Day date is displayed, which does not necessarily reflect the actual valuation date. Quantity is not updated for intraday activity and is based on prior close of business on a trade date basis.

Pending sales for shares not currently held are excluded from all views, reports and portfolio valuations, with the exception of the Activity report.

Portions of the estimated annual income may not reflect actual income received or income for tax reporting purposes.

Income and cost-basis information should not be used to make investment decisions without first consulting your Bank of America professional, personal tax or legal advisor. This information is not intended as an offer to provide trust or investment services in states where Bank of America is not authorized to do so.

Where you maintain investment discretion in your account, we suggest you consult your personal tax advisor before making tax-related investment decisions. Please do not rely on the information in this view to prepare tax returns. This information may change after audits or corrections by Bank of America. Portions of the estimated annual income may not reflect actual income received or income for tax reporting purposes.

U.S. Trust, Bank of America Private Wealth Management operates through Bank of America, N.A. and other subsidiaries of Bank of America Corporation.

**FORM 990PF, Part XV, Ln. 3:
 Grants Paid attachment to return :
 UD GEORGE ARENTS JR CERIMON FUND**

Posting Date	Amount	Distribution	Relationship to substantial contributor	Purpose	Foundation Status of Recipient
1/13/2014	\$ (66,100.00)	THE LAWRENCEVILLE SCHOOL	N/A	UNRESTRICTED GENERAL SUPPORT	PC
1/13/2014	\$ (80,000.00)	TEACHERS AND WRITERS	N/A	UNRESTRICTED GENERAL SUPPORT	PC
1/13/2014	\$ (8,700.00)	LYME PUBLIC LIBRARY INC	N/A	UNRESTRICTED GENERAL SUPPORT	PC
1/13/2014	\$ (850.00)	DOBERMAN RESCUE UNLIMITED INC	N/A	UNRESTRICTED GENERAL SUPPORT	PC
1/13/2014	\$ (15,900.00)	CONNECTICUT FARMLAND TRUST	N/A	UNRESTRICTED GENERAL SUPPORT	PC
TOTAL	\$ (171,550.00)				

Application for Extension of Time To File an Exempt Organization Return

► File a separate application for each return.

► Information about Form 8868 and its instructions is at www.irs.gov/form8868

- If you are filing for an **Automatic 3-Month Extension**, complete only Part I and check this box
- If you are filing for an **Additional (Not Automatic) 3-Month Extension**, complete only Part II (on page 2 of this form)

Do not complete Part II unless you have already been granted an automatic 3-month extension on a previously filed Form 8868

Electronic filing (e-file). You can electronically file Form 8868 if you need a 3-month automatic extension of time to file (6 months for a corporation required to file Form 990-T), or an additional (not automatic) 3-month extension of time. You can electronically file Form 8868 to request an extension of time to file any of the forms listed in Part I or Part II with the exception of Form 8870, Information Return for Transfers Associated With Certain Personal Benefit Contracts, which must be sent to the IRS in paper format (see instructions) For more details on the electronic filing of this form, visit www.irs.gov/efile and click on *e-file for Charities & Nonprofits*

Part I Automatic 3-Month Extension of Time. Only submit original (no copies needed).

A corporation required to file Form 990-T and requesting an automatic 6-month extension - check this box and complete

Part I only

All other corporations (including 1120-C filers), partnerships, REMICs, and trusts must use Form 7004 to request an extension of time to file income tax returns

Enter filer's identifying number, see instructions

Type or print File by the due date for filing your return See instructions	Name of exempt organization or other filer, see instructions UD GEORGE ARENTS JR CERIMON FUND	Employer identification number (EIN) or 13-6069576
	Number, street, and room or suite no. If a P O box, see instructions P O BOX 1802	Social security number (SSN)
	City, town or post office, state, and ZIP code For a foreign address, see instructions PROVIDENCE, RI 02901-1802	

Enter the Return code for the return that this application is for (file a separate application for each return)

Application Is For	Return Code	Application Is For	Return Code
Form 990 or Form 990-EZ	01	Form 990-T (corporation)	07
Form 990-BL	02	Form 1041-A	08
Form 4720 (individual)	03	Form 4720 (other than individual)	09
Form 990-PF	04	Form 5227	10
Form 990-T (sec 401(a) or 408(a) trust)	05	Form 6069	11
Form 990-T (trust other than above)	06	Form 8870	12

- The books are in the care of ► US TRUST FIDUCIARY TAX SERVICES

Telephone No ► (888) 866-3275 FAX No. ► _____

- If the organization does not have an office or place of business in the United States, check this box
- If this is for a Group Return, enter the organization's four digit Group Exemption Number (GEN) _____ . If this is for the whole group, check this box If it is for part of the group, check this box and attach a list with the names and EINs of all members the extension is for.

1 I request an automatic 3-month (6 months for a corporation required to file Form 990-T) extension of time until 09/15, 2014, to file the exempt organization return for the organization named above. The extension is for the organization's return for:

- calendar year 20 ____ or
- tax year beginning 02/01, 2013, and ending 01/31, 2014.

2 If the tax year entered in line 1 is for less than 12 months, check reason: Initial return Final return Change in accounting period

3a If this application is for Form 990-BL, 990-PF, 990-T, 4720, or 6069, enter the tentative tax, less any nonrefundable credits. See instructions.	3a \$	11,111.
b If this application is for Form 990-PF, 990-T, 4720, or 6069, enter any refundable credits and estimated tax payments made. Include any prior year overpayment allowed as a credit	3b \$	2,960.
c Balance due. Subtract line 3b from line 3a. Include your payment with this form, if required, by using EFTPS (Electronic Federal Tax Payment System) See instructions	3c \$	8,151.

Caution. If you are going to make an electronic funds withdrawal (direct debit) with this Form 8868, see Form 8453-EO and Form 8879-EO for payment instructions