



See a Social Security Number? Say Something!
Report Privacy Problems to <https://public.resource.org/privacy>
Or call the IRS Identity Theft Hotline at 1-800-908-4490



Part IIISTatement of Program Service Accomplishments

Check if Schedule O contains a response or note to any line in this Part III

1

Briefly describe the organization's mission

WE WILL IN THE SPIRIT OF THE SISTERS OF CHARITY, REVEAL GOD'S HEALING LOVE BY IMPROVING THE HEALTH OF THE INDIVIDUALS AND COMMUNITIES WE SERVE, ESPECIALLY THOSE WHO ARE POOR OR VULNERABLE

2

Did the organization undertake any significant program services during the year which were not listed on the prior Form 990 or 990-EZ?

Yes

No

If "Yes," describe these new services on Schedule O

3

Did the organization cease conducting, or make significant changes in how it conducts, any program services?

Yes

No

If "Yes," describe these changes on Schedule O

4

Describe the organization's program service accomplishments for each of its three largest program services, as measured by expenses Section 501(c)(3) and 501(c)(4) organizations are required to report the amount of grants and allocations to others, the total expenses, and revenue, if any, for each program service reported

4a

(Code) (Expenses \$ 37,920,024 including grants of \$) (Revenue \$ 43,810,245)

ORTHOPEDICS SPECIALIZING IN JOINT AND SPINAL SURGERY, SAINT JOHN'S HAS BEEN RECOGNIZED AS A TOP 100 ORTHOPEDICS SPECIALTY HOSPITAL FOR HIP REPLACEMENTS, AND IN 2008 WAS THE HOST FACILITY FOR THE PRESTIGIOUS INTERNATIONAL LETOURNEL SYMPOSIUM ON HIP AND PELVIC TRAUMA

4b

(Code) (Expenses \$ 21,291,492 including grants of \$) (Revenue \$ 18,651,412)

CARDIAC CARE SAINT JOHN'S PROGRAM INCLUDES A WIDE RANGE OF DIAGNOSTIC AND THERAPEUTIC CARDIAC SERVICES, INCLUDING LEADERSHIP WITH BLOODLESS MEDICINE AND BLOODLESS CARDIAC SURGERY, PERCUTANEOUS CORONARY INTERVENTIONS, ABLATIONS, AND TRADITIONAL CARDIAC SURGERIES

4c

(Code) (Expenses \$ 17,662,380 including grants of \$) (Revenue \$ 23,349,511)

OBSTETRICS OUR OBSTETRICS PROGRAM INCLUDES LABOR, DELIVERY AND RECOVERY SUITES, MOTHER-BABY COUPLETE CARE UNIT, NEONATAL INTENSIVE CARE UNIT, LACTATION STORE, AND SUPPORT PROGRAM FOR BREASTFEEDING MOTHERS

(Code) (Expenses \$ 34,839,732 including grants of \$) (Revenue \$ 30,134,421)

general medicine

(Code) (Expenses \$ 28,200,388 including grants of \$) (Revenue \$ 30,727,428)

general surgery

(Code) (Expenses \$ 15,223,711 including grants of \$) (Revenue \$ 17,477,984)

spine

(Code) (Expenses \$ 142,339,893 including grants of \$) (Revenue \$ 137,693,243)

other program svcs

4d

Other program services (Describe in Schedule O)

(Expenses \$ 220,603,724 including grants of \$) (Revenue \$ 216,033,076)





















4e

Total program service expenses ▶

297,477,620

Form 990 (2013)

Part IV Checklist of Required Schedules

	Yes	No
1 Is the organization described in section 501(c)(3) or 4947(a)(1) (other than a private foundation)? If "Yes," complete Schedule A 	1 Yes	
2 Is the organization required to complete Schedule B, Schedule of Contributors (see instructions)? 	2 Yes	
3 Did the organization engage in direct or indirect political campaign activities on behalf of or in opposition to candidates for public office? If "Yes," complete Schedule C, Part I 	3	No
4 Section 501(c)(3) organizations. Did the organization engage in lobbying activities, or have a section 501(h) election in effect during the tax year? If "Yes," complete Schedule C, Part II 	4 Yes	
5 Is the organization a section 501(c)(4), 501(c)(5), or 501(c)(6) organization that receives membership dues, assessments, or similar amounts as defined in Revenue Procedure 98-19? If "Yes," complete Schedule C, Part III 	5	No
6 Did the organization maintain any donor advised funds or any similar funds or accounts for which donors have the right to provide advice on the distribution or investment of amounts in such funds or accounts? If "Yes," complete Schedule D, Part I 	6	No
7 Did the organization receive or hold a conservation easement, including easements to preserve open space, the environment, historic land areas, or historic structures? If "Yes," complete Schedule D, Part II 	7	No
8 Did the organization maintain collections of works of art, historical treasures, or other similar assets? If "Yes," complete Schedule D, Part III 	8	No
9 Did the organization report an amount in Part X, line 21 for escrow or custodial account liability, serve as a custodian for amounts not listed in Part X, or provide credit counseling, debt management, credit repair, or debt negotiation services? If "Yes," complete Schedule D, Part IV 	9	No
10 Did the organization, directly or through a related organization, hold assets in temporarily restricted endowments, permanent endowments, or quasi-endowments? If "Yes," complete Schedule D, Part V 	10 Yes	
11 If the organization's answer to any of the following questions is "Yes," then complete Schedule D, Parts VI, VII, VIII, IX, or X as applicable		
a Did the organization report an amount for land, buildings, and equipment in Part X, line 10? If "Yes," complete Schedule D, Part VI 	11a Yes	
b Did the organization report an amount for investments—other securities in Part X, line 12 that is 5% or more of its total assets reported in Part X, line 16? If "Yes," complete Schedule D, Part VII 	11b	No
c Did the organization report an amount for investments—program related in Part X, line 13 that is 5% or more of its total assets reported in Part X, line 16? If "Yes," complete Schedule D, Part VIII 	11c	No
d Did the organization report an amount for other assets in Part X, line 15 that is 5% or more of its total assets reported in Part X, line 16? If "Yes," complete Schedule D, Part IX 	11d Yes	
e Did the organization report an amount for other liabilities in Part X, line 25? If "Yes," complete Schedule D, Part X 	11e Yes	
f Did the organization's separate or consolidated financial statements for the tax year include a footnote that addresses the organization's liability for uncertain tax positions under FIN 48 (ASC 740)? If "Yes," complete Schedule D, Part X 	11f	No
12a Did the organization obtain separate, independent audited financial statements for the tax year? If "Yes," complete Schedule D, Parts XI and XII 	12a	No
b Was the organization included in consolidated, independent audited financial statements for the tax year? If "Yes," and if the organization answered "No" to line 12a, then completing Schedule D, Parts XI and XII is optional 	12b Yes	
13 Is the organization a school described in section 170(b)(1)(A)(ii)? If "Yes," complete Schedule E	13	No
14a Did the organization maintain an office, employees, or agents outside of the United States?	14a	No
b Did the organization have aggregate revenues or expenses of more than \$10,000 from grantmaking, fundraising, business, investment, and program service activities outside the United States, or aggregate foreign investments valued at \$100,000 or more? If "Yes," complete Schedule F, Parts I and IV	14b	No
15 Did the organization report on Part IX, column (A), line 3, more than \$5,000 of grants or other assistance to or for any foreign organization? If "Yes," complete Schedule F, Parts II and IV	15	No
16 Did the organization report on Part IX, column (A), line 3, more than \$5,000 of aggregate grants or other assistance to or for foreign individuals? If "Yes," complete Schedule F, Parts III and IV	16	No
17 Did the organization report a total of more than \$15,000 of expenses for professional fundraising services on Part IX, column (A), lines 6 and 11e? If "Yes," complete Schedule G, Part I (see instructions)	17	No
18 Did the organization report more than \$15,000 total of fundraising event gross income and contributions on Part VIII, lines 1c and 8a? If "Yes," complete Schedule G, Part II	18	No
19 Did the organization report more than \$15,000 of gross income from gaming activities on Part VIII, line 9a? If "Yes," complete Schedule G, Part III	19	No
20a Did the organization operate one or more hospital facilities? If "Yes," complete Schedule H 	20a Yes	
b If "Yes" to line 20a, did the organization attach a copy of its audited financial statements to this return? 	20b Yes	

Part IV

Checklist of Required Schedules (continued)

21	Did the organization report more than \$5,000 of grants or other assistance to any domestic organization or government on Part IX, column (A), line 1? <i>If "Yes," complete Schedule I, Parts I and II</i>	21	Yes	
22	Did the organization report more than \$5,000 of grants or other assistance to individuals in the United States on Part IX, column (A), line 2? <i>If "Yes," complete Schedule I, Parts I and III</i>	22		No
23	Did the organization answer "Yes" to Part VII, Section A, line 3, 4, or 5 about compensation of the organization's current and former officers, directors, trustees, key employees, and highest compensated employees? <i>If "Yes," complete Schedule J</i>	23	Yes	
24a	Did the organization have a tax-exempt bond issue with an outstanding principal amount of more than \$100,000 as of the last day of the year, that was issued after December 31, 2002? <i>If "Yes," answer lines 24b through 24d and complete Schedule K. If "No," go to line 25a</i>	24a		No
b	Did the organization invest any proceeds of tax-exempt bonds beyond a temporary period exception?	24b		
c	Did the organization maintain an escrow account other than a refunding escrow at any time during the year to defease any tax-exempt bonds?	24c		
d	Did the organization act as an "on behalf of" issuer for bonds outstanding at any time during the year?	24d		
25a	Section 501(c)(3) and 501(c)(4) organizations. Did the organization engage in an excess benefit transaction with a disqualified person during the year? <i>If "Yes," complete Schedule L, Part I</i>	25a		No
b	Is the organization aware that it engaged in an excess benefit transaction with a disqualified person in a prior year, and that the transaction has not been reported on any of the organization's prior Forms 990 or 990-EZ? <i>If "Yes," complete Schedule L, Part I</i>	25b		No
26	Did the organization report any amount on Part X, line 5, 6, or 22 for receivables from or payables to any current or former officers, directors, trustees, key employees, highest compensated employees, or disqualified persons? <i>If so, complete Schedule L, Part II</i>	26		No
27	Did the organization provide a grant or other assistance to an officer, director, trustee, key employee, substantial contributor or employee thereof, a grant selection committee member, or to a 35% controlled entity or family member of any of these persons? <i>If "Yes," complete Schedule L, Part III</i>	27		No
28	Was the organization a party to a business transaction with one of the following parties (see Schedule L, Part IV instructions for applicable filing thresholds, conditions, and exceptions)			
a	A current or former officer, director, trustee, or key employee? <i>If "Yes," complete Schedule L, Part IV</i>	28a		No
b	A family member of a current or former officer, director, trustee, or key employee? <i>If "Yes," complete Schedule L, Part IV</i>	28b		No
c	An entity of which a current or former officer, director, trustee, or key employee (or a family member thereof) was an officer, director, trustee, or direct or indirect owner? <i>If "Yes," complete Schedule L, Part IV</i>	28c		No
29	Did the organization receive more than \$25,000 in non-cash contributions? <i>If "Yes," complete Schedule M</i>	29		No
30	Did the organization receive contributions of art, historical treasures, or other similar assets, or qualified conservation contributions? <i>If "Yes," complete Schedule M</i>	30		No
31	Did the organization liquidate, terminate, or dissolve and cease operations? <i>If "Yes," complete Schedule N, Part I</i>	31		No
32	Did the organization sell, exchange, dispose of, or transfer more than 25% of its net assets? <i>If "Yes," complete Schedule N, Part II</i>	32		No
33	Did the organization own 100% of an entity disregarded as separate from the organization under Regulations sections 301.7701-2 and 301.7701-3? <i>If "Yes," complete Schedule R, Part I</i>	33		No
34	Was the organization related to any tax-exempt or taxable entity? <i>If "Yes," complete Schedule R, Part II, III, or IV, and Part V, line 1</i>	34	Yes	
35a	Did the organization have a controlled entity within the meaning of section 512(b)(13)?	35a	Yes	
b	If 'Yes' to line 35a, did the organization receive any payment from or engage in any transaction with a controlled entity within the meaning of section 512(b)(13)? <i>If "Yes," complete Schedule R, Part V, line 2</i>	35b	Yes	
36	Section 501(c)(3) organizations. Did the organization make any transfers to an exempt non-charitable related organization? <i>If "Yes," complete Schedule R, Part V, line 2</i>	36		No
37	Did the organization conduct more than 5% of its activities through an entity that is not a related organization and that is treated as a partnership for federal income tax purposes? <i>If "Yes," complete Schedule R, Part VI</i>	37		No
38	Did the organization complete Schedule O and provide explanations in Schedule O for Part VI, lines 11b and 19? Note. All Form 990 filers are required to complete Schedule O	38	Yes	

Part V

Statements Regarding Other IRS Filings and Tax Compliance

Check if Schedule O contains a response or note to any line in this Part V

☐

		Yes	No
1a	Enter the number reported in Box 3 of Form 1096. Enter -0- if not applicable.	260	
1b	Enter the number of Forms W-2G included in line 1a. Enter -0- if not applicable.	0	
1c Did the organization comply with backup withholding rules for reportable payments to vendors and reportable gaming (gambling) winnings to prize winners?		Yes	
2a	Enter the number of employees reported on Form W-3, Transmittal of Wage and Tax Statements, filed for the calendar year ending with or within the year covered by this return.	1,944	
2b If at least one is reported on line 2a, did the organization file all required federal employment tax returns? Note. If the sum of lines 1a and 2a is greater than 250, you may be required to e-file (see instructions).		Yes	
3a Did the organization have unrelated business gross income of \$1,000 or more during the year?		Yes	
3b If "Yes," has it filed a Form 990-T for this year? If "No" to line 3b, provide an explanation in Schedule O.		Yes	
4a At any time during the calendar year, did the organization have an interest in, or a signature or other authority over, a financial account in a foreign country (such as a bank account, securities account, or other financial account)?			No
4b If "Yes," enter the name of the foreign country: See instructions for filing requirements for Form TD F 90-22.1, Report of Foreign Bank and Financial Accounts.			
5a Was the organization a party to a prohibited tax shelter transaction at any time during the tax year?			No
5b Did any taxable party notify the organization that it was or is a party to a prohibited tax shelter transaction?			No
5c If "Yes," to line 5a or 5b, did the organization file Form 8886-T?			
6a Does the organization have annual gross receipts that are normally greater than \$100,000, and did the organization solicit any contributions that were not tax deductible as charitable contributions?			No
6b If "Yes," did the organization include with every solicitation an express statement that such contributions or gifts were not tax deductible?			
7 Organizations that may receive deductible contributions under section 170(c).			
7a Did the organization receive a payment in excess of \$75 made partly as a contribution and partly for goods and services provided to the payor?			No
7b If "Yes," did the organization notify the donor of the value of the goods or services provided?			
7c Did the organization sell, exchange, or otherwise dispose of tangible personal property for which it was required to file Form 8282?			No
7d If "Yes," indicate the number of Forms 8282 filed during the year.			
7e Did the organization receive any funds, directly or indirectly, to pay premiums on a personal benefit contract?			No
7f Did the organization, during the year, pay premiums, directly or indirectly, on a personal benefit contract?			No
7g If the organization received a contribution of qualified intellectual property, did the organization file Form 8899 as required?			
7h If the organization received a contribution of cars, boats, airplanes, or other vehicles, did the organization file a Form 1098-C?			
8 Sponsoring organizations maintaining donor advised funds and section 509(a)(3) supporting organizations. Did the supporting organization, or a donor advised fund maintained by a sponsoring organization, have excess business holdings at any time during the year?			
9 Sponsoring organizations maintaining donor advised funds.			
9a Did the organization make any taxable distributions under section 4966?			
9b Did the organization make a distribution to a donor, donor advisor, or related person?			
10 Section 501(c)(7) organizations. Enter			
10a Initiation fees and capital contributions included on Part VIII, line 12.			
10b Gross receipts, included on Form 990, Part VIII, line 12, for public use of club facilities.			
11 Section 501(c)(12) organizations. Enter			
11a Gross income from members or shareholders.			
11b Gross income from other sources (Do not net amounts due or paid to other sources against amounts due or received from them).			
12a Section 4947(a)(1) non-exempt charitable trusts. Is the organization filing Form 990 in lieu of Form 1041?			
12b If "Yes," enter the amount of tax-exempt interest received or accrued during the year.			
13 Section 501(c)(29) qualified nonprofit health insurance issuers.			
13a Is the organization licensed to issue qualified health plans in more than one state? Note. See the instructions for additional information the organization must report on Schedule O.			
13b Enter the amount of reserves the organization is required to maintain by the states in which the organization is licensed to issue qualified health plans.			
13c Enter the amount of reserves on hand.			
14a Did the organization receive any payments for indoor tanning services during the tax year?			No
14b If "Yes," has it filed a Form 720 to report these payments? If "No," provide an explanation in Schedule O.			

Part VI

Governance, Management, and Disclosure

For each "Yes" response to lines 2 through 7b below, and for a "No" response to lines 8a, 8b, or 10b below, describe the circumstances, processes, or changes in Schedule O. See instructions.

Check if Schedule O contains a response or note to any line in this Part VI

Section A. Governing Body and Management

		Yes	No
1a	Enter the number of voting members of the governing body at the end of the tax year	6	
	If there are material differences in voting rights among members of the governing body, or if the governing body delegated broad authority to an executive committee or similar committee, explain in Schedule O		
1b	Enter the number of voting members included in line 1a, above, who are independent	5	
2	Did any officer, director, trustee, or key employee have a family relationship or a business relationship with any other officer, director, trustee, or key employee?	2	No
3	Did the organization delegate control over management duties customarily performed by or under the direct supervision of officers, directors or trustees, or key employees to a management company or other person?	3	No
4	Did the organization make any significant changes to its governing documents since the prior Form 990 was filed?	4	No
5	Did the organization become aware during the year of a significant diversion of the organization's assets?	5	No
6	Did the organization have members or stockholders?	6	Yes
7a	Did the organization have members, stockholders, or other persons who had the power to elect or appoint one or more members of the governing body?	7a	Yes
7b	Are any governance decisions of the organization reserved to (or subject to approval by) members, stockholders, or persons other than the governing body?	7b	Yes
8	Did the organization contemporaneously document the meetings held or written actions undertaken during the year by the following		
8a	a The governing body?	8a	Yes
8b	b Each committee with authority to act on behalf of the governing body?	8b	Yes
9	Is there any officer, director, trustee, or key employee listed in Part VII, Section A, who cannot be reached at the organization's mailing address? If "Yes," provide the names and addresses in Schedule O	9	No

Section B. Policies (This Section B requests information about policies not required by the Internal Revenue Code.)

		Yes	No
10a	Did the organization have local chapters, branches, or affiliates?	10a	No
10b	b If "Yes," did the organization have written policies and procedures governing the activities of such chapters, affiliates, and branches to ensure their operations are consistent with the organization's exempt purposes?	10b	
11a	Has the organization provided a complete copy of this Form 990 to all members of its governing body before filing the form?	11a	Yes
	b Describe in Schedule O the process, if any, used by the organization to review this Form 990		
12a	Did the organization have a written conflict of interest policy? If "No," go to line 13	12a	Yes
12b	b Were officers, directors, or trustees, and key employees required to disclose annually interests that could give rise to conflicts?	12b	Yes
12c	c Did the organization regularly and consistently monitor and enforce compliance with the policy? If "Yes," describe in Schedule O how this was done	12c	Yes
13	Did the organization have a written whistleblower policy?	13	Yes
14	Did the organization have a written document retention and destruction policy?	14	Yes
15	Did the process for determining compensation of the following persons include a review and approval by independent persons, comparability data, and contemporaneous substantiation of the deliberation and decision?		
15a	a The organization's CEO, Executive Director, or top management official	15a	No
15b	b Other officers or key employees of the organization	15b	No
	If "Yes" to line 15a or 15b, describe the process in Schedule O (see instructions)		
16a	Did the organization invest in, contribute assets to, or participate in a joint venture or similar arrangement with a taxable entity during the year?	16a	Yes
16b	b If "Yes," did the organization follow a written policy or procedure requiring the organization to evaluate its participation in joint venture arrangements under applicable federal tax law, and take steps to safeguard the organization's exempt status with respect to such arrangements?	16b	Yes

Section C. Disclosure

17	List the States with which a copy of this Form 990 is required to be filed	CA
18	Section 6104 requires an organization to make its Form 1023 (or 1024 if applicable), 990, and 990-T (501(c)(3)s only) available for public inspection. Indicate how you made these available. Check all that apply. <input type="checkbox"/> Own website <input type="checkbox"/> Another's website <input checked="" type="checkbox"/> Upon request <input type="checkbox"/> Other (explain in Schedule O)	
19	Describe in Schedule O whether (and if so, how) the organization made its governing documents, conflict of interest policy, and financial statements available to the public during the tax year	
20	State the name, physical address, and telephone number of the person who possesses the books and records of the organization BARRY HARDING 2121 SANTA MONICA BLVD SANTA MONICA, CA 904042091 (310) 829-8411	

Part VII

Compensation of Officers, Directors, Trustees, Key Employees, Highest Compensated Employees, and Independent Contractors

Check if Schedule O contains a response or note to any line in this Part VII

Section A. Officers, Directors, Trustees, Key Employees, and Highest Compensated Employees

1a Complete this table for all persons required to be listed. Report compensation for the calendar year ending with or within the organization's tax year.

- List all of the organization's **current** officers, directors, trustees (whether individuals or organizations), regardless of amount of compensation. Enter -0- in columns (D), (E), and (F) if no compensation was paid.
- List all of the organization's **current** key employees, if any. See instructions for definition of "key employee."
- List the organization's five **current** highest compensated employees (other than an officer, director, trustee or key employee) who received reportable compensation (Box 5 of Form W-2 and/or Box 7 of Form 1099-MISC) of more than \$100,000 from the organization and any related organizations.
- List all of the organization's **former** officers, key employees, or highest compensated employees who received more than \$100,000 of reportable compensation from the organization and any related organizations.
- List all of the organization's **former directors or trustees** that received, in the capacity as a former director or trustee of the organization, more than \$10,000 of reportable compensation from the organization and any related organizations.

List persons in the following order: individual trustees or directors; institutional trustees; officers; key employees; highest compensated employees; and former such persons.

☐ Check this box if neither the organization nor any related organization compensated any current officer, director, or trustee

(A) Name and Title	(B) Average hours per week (list any hours for related organizations below dotted line)	(C) Position (do not check more than one box, unless person is both an officer and a director/trustee)						(D) Reportable compensation from the organization (W- 2/1099- MISC)	(E) Reportable compensation from related organizations (W- 2/1099- MISC)	(F) Estimated amount of other compensation from the organization and related organizations
		Individual trustee or director	Institutional Trustee	Officer	Key employee	Highest compensated employee	Former			
(1) SISTER CONSTANCE PHELPS CHAIR	1 0 0 0	X		X				0	0	0
(2) SLUBOWSKI MICHAEL SECRETARY	1 0 40 0	X		X				0	1,343,585	49,627
(3) KINO RUSS BOARD MEMBER	1 0 0 0	X						0	0	0
(4) HOWIE GORDON BOARD MEMBER	1 0 0 0	X						0	0	0
(5) SISTER MAUREEN HALL BOARD MEMBER	1 0 0 0	X						0	0	0
(6) SISTER LYNN CASEY BOARD MEMBER	1 0 0 0	X						0	0	0
(7) WALL MICHAEL PRESIDENT & CEO	40 0 0 0			X				0	1,185,099	0
(8) MOK MICHELLE CFO	40 0 0 0			X				0	682,504	11,651
(9) HARDING BARRY CFO	40 0 0 0			X				268,600	0	4,500
(10) MEEHAN KENNETH COO	40 0 0 0				X			0	720,705	0
(11) HENDEL DAWNA VP PATIENT CARE/CNO	40 0 0 0				X			299,677	0	46,299
(12) AKHAVAN JALEH DIRECTOR OF SURGERY	40 0 0 0				X			193,718	0	21,086
(13) KLEIN O ROBERT VICE PRESIDENT-FOUNDATION	1 0 40 0					X		243,373	0	41,441
(14) NOORI NAHID ULTRASOUND TECH	40 0 0 0					X		209,064	0	22,492
(15) SLATES RANDAL PHYSICIST	40 0 0 0					X		196,950	0	50,776
(16) O'DEA CAROL DIRECTOR OF SURGERY	40 0 0 0					X		193,580	0	23,735
(17) WALKER THOMAS ADMINISTRATIVE DIRECTOR	40 0 0 0					X		192,932	0	22,183

Part VII

1b	Sub-Total	▼			
c	Total from continuation sheets to Part VII, Section A	▼			
d	Total (add lines 1b and 1c)	▼	1,797,894	5,399,252	328,076

2 Total number of individuals (including but not limited to those listed in Item 1) who received more than \$100,000 of reportable compensation from the organization. 232

		Yes	No
3	Did the organization list any former officer, director or trustee, key employee, or highest compensated employee on line 1a? <i>If "Yes," complete Schedule J for such individual</i>	3 Yes	
4	For any individual listed on line 1a, is the sum of reportable compensation and other compensation from the organization and related organizations greater than \$150,000? <i>If "Yes," complete Schedule J for such individual</i>	4 Yes	
5	Did any person listed on line 1a receive or accrue compensation from any unrelated organization or individual for services rendered to the organization? <i>If "Yes," complete Schedule J for such person</i>	5	No

Section B. Independent Contractors

1 Complete this table for your five highest compensated independent contractors that received more than \$100,000 of compensation from the organization. Report compensation for the calendar year ending with or within the organization's tax year.

(A) Name and business address	(B) Description of services	(C) Compensation
CYMETRIX, 5 Corporate Park STE 280 IRVINE CA 92606	Revenue Cycle	4,689,618
ARAMARK CORPORATION, PO Box 651009 CHARLOTTE NC 282651009	Food Service	2,758,528
COMFORCE, 17682 Mitchell 100 IRVINE CA 92614	Nursing Registry	2,504,225
BAPKO METAL INC, 838 North Cypress Street ORANGE CA 92867	Construction Svcs	1,479,725
MEDI-DYN INC, 13111 E Briarwood Ave STE 2 ENGLEWOOD CA 80112	Environmental Svcs	1,105,935

2 Total number of independent contractors (including but not limited to those listed above) who received more than \$100,000 of compensation from the organization ▶62

Part VIII

Statement of Revenue

Check if Schedule O contains a response or note to any line in this Part VIII

				(A) Total revenue	(B) Related or exempt function revenue	(C) Unrelated business revenue	(D) Revenue excluded from tax under sections 512-514
Contributions, Gifts, Grants and Other Similar Amounts	1a	Federated campaigns . . .	1a				
	b	Membership dues	1b				
	c	Fundraising events	1c				
	d	Related organizations	1d	3,964,988			
	e	Government grants (contributions)	1e	1,002,054			
	f	All other contributions, gifts, grants, and similar amounts not included above	1f	14,518,209			
	g	Noncash contributions included in lines 1a-1f \$					
	h	Total. Add lines 1a-1f			19,485,251		
Program Service Revenue	2a PATIENT CARE REVENUE		Business Code				
			621500	304,170,994	299,747,279	4,423,715	
	b RENTAL INCOME FROM AFFILIATED EXEMPT ORGANIZATION		531190	1,280,100	1,280,100		
	c EDUCATION PROGRAM REVENUE		611420	611,772	611,772		
	d						
	e						
	f All other program service revenue						
	g Total. Add lines 2a-2f			306,062,866			
Other Revenue	3 Investment income (including dividends, interest, and other similar amounts)			1,351,446	0	0	1,351,446
	4 Income from investment of tax-exempt bond proceeds . . .			0			
	5 Royalties			0			
	6a Gross rents	(i) Real	(ii) Personal				
		777,635					
		645,088					
		132,547	0				
	d Net rental income or (loss)			132,547			132,547
	7a Gross amount from sales of assets other than inventory	(i) Securities	(ii) Other				
			-4,134				
			-4,134				
	d Net gain or (loss)			-4,134			-4,134
	8a Gross income from fundraising events (not including \$ _____ of contributions reported on line 1c) See Part IV, line 18		a	0			
	b Less direct expenses		b				
	c Net income or (loss) from fundraising events . . .						
	9a Gross income from gaming activities See Part IV, line 19		a	0			
	b Less direct expenses		b				
	c Net income or (loss) from gaming activities . . .						
	10a Gross sales of inventory, less returns and allowances		a	0			
	b Less cost of goods sold		b				
	c Net income or (loss) from sales of inventory . . .						
	Miscellaneous Revenue		Business Code				
	11a CAFETERIA SALES		722410	1,017,392			1,017,392
	b PARKING REVENUE		812930	501,577			501,577
	c SMWI PARTNERSHIP INCOME		900099	323,123		323,123	
	d All other revenue			1,356,185	205,093		1,151,092
	e Total. Add lines 11a-11d			3,198,277			
	12 Total revenue. See Instructions			330,226,253	301,844,244	4,746,838	4,149,920

Part IX

Statement of Functional Expenses

Section 501(c)(3) and 501(c)(4) organizations must complete all columns. All other organizations must complete column (A).

Check if Schedule O contains a response or note to any line in this Part IX

Do not include amounts reported on lines 6b, 7b, 8b, 9b, and 10b of Part VIII.		(A) Total expenses	(B) Program service expenses	(C) Management and general expenses	(D) Fundraising expenses
1	Grants and other assistance to governments and organizations in the United States. See Part IV, line 21.	709,800	709,800		
2	Grants and other assistance to individuals in the United States. See Part IV, line 22.	0			
3	Grants and other assistance to governments, organizations, and individuals outside the United States. See Part IV, lines 15 and 16.	0			
4	Benefits paid to or for members.	0			
5	Compensation of current officers, directors, trustees, and key employees.	3,433,839	204,093	3,229,746	0
6	Compensation not included above, to disqualified persons (as defined under section 4958(f)(1)) and persons described in section 4958(c)(3)(B).	0			
7	Other salaries and wages.	102,518,435	97,406,394	5,112,041	0
8	Pension plan accruals and contributions (include section 401(k) and 403(b) employer contributions).	6,176,626	5,737,522	439,104	0
9	Other employee benefits.	13,067,662	12,388,014	679,648	0
10	Payroll taxes.	7,510,137	7,181,190	328,947	0
11	Fees for services (non-employees):				
a	Management.	3,976,860	3,976,860	0	0
b	Legal.	503,110	58,744	444,366	0
c	Accounting.	0			
d	Lobbying.	23,573	0	23,573	0
e	Professional fundraising services. See Part IV, line 17.	0			
f	Investment management fees.	0			
g	Other (If line 11g amount exceeds 10% of line 25, column (A) amount, list line 11g expenses on Schedule O).	8,711,765	5,996,296	2,715,469	0
12	Advertising and promotion.	1,899,272	100,056	1,799,216	0
13	Office expenses.	3,685,916	3,547,925	137,991	0
14	Information technology.	5,011,346	45,375	4,965,971	0
15	Royalties.	0			
16	Occupancy.	13,816,570	12,595,852	1,220,718	0
17	Travel.	178,742	57,354	121,388	0
18	Payments of travel or entertainment expenses for any federal, state, or local public officials.	0			
19	Conferences, conventions, and meetings.	125,114	57,103	68,011	0
20	Interest.	2,926,237	2,926,237	0	0
21	Payments to affiliates.	8,572,274	0	8,572,274	0
22	Depreciation, depletion, and amortization.	31,842,516	31,792,149	50,367	
23	Insurance.	2,928,891	2,928,891	0	0
24	Other expenses. Itemize expenses not covered above (List miscellaneous expenses in line 24e. If line 24e amount exceeds 10% of line 25, column (A) amount, list line 24e expenses on Schedule O):				
a	SUPPLIES	48,952,072	48,748,774	203,298	0
b	CA HOSPITAL QUALITY FEE	15,331,199	15,331,199	0	0
c	EQUIPMENT RENTAL & MAINTENANCE	9,256,839	9,255,419	1,420	0
d	BAD DEBT	7,664,003	7,664,003	0	0
e	All other expenses	29,896,965	28,768,370	1,128,595	
25	Total functional expenses. Add lines 1 through 24e.	328,719,763	297,477,620	31,242,143	0
26	Joint costs. Complete this line only if the organization reported in column (B) joint costs from a combined educational campaign and fundraising solicitation. Check here <input type="checkbox"/> if following SOP 98-2 (ASC 958-720).				

Part X

Balance Sheet

Check if Schedule O contains a response or note to any line in this Part X

				(A)		(B)
				Beginning of year		End of year
Assets	1	Cash—non-interest-bearing		4,986,822	1	684,358
	2	Savings and temporary cash investments		0	2	0
	3	Pledges and grants receivable, net		2,000,000	3	2,000,000
	4	Accounts receivable, net		35,929,185	4	36,673,721
	5	Loans and other receivables from current and former officers, directors, trustees, key employees, and highest compensated employees Complete Part II of Schedule L		0	5	0
	6	Loans and other receivables from other disqualified persons (as defined under section 4958(f)(1)), persons described in section 4958(c)(3)(B), and contributing employers and sponsoring organizations of section 501(c)(9) voluntary employees' beneficiary organizations (see instructions) Complete Part II of Schedule L		0	6	0
	7	Notes and loans receivable, net		-39,307	7	-39,309
	8	Inventories for sale or use		5,273,028	8	4,839,415
	9	Prepaid expenses and deferred charges		6,203,162	9	3,008,411
	10a	Land, buildings, and equipment cost or other basis Complete Part VI of Schedule D	10a307,763,776			
	b	Less accumulated depreciation	10b284,173,368	90,888,914	10c	23,590,408
	11	Investments—publicly traded securities		0	11	0
	12	Investments—other securities See Part IV, line 11		0	12	0
	13	Investments—program-related See Part IV, line 11		21,261,490	13	0
	14	Intangible assets		0	14	0
	15	Other assets See Part IV, line 11		13,938,652	15	40,707,295
	16	Total assets. Add lines 1 through 15 (must equal line 34)		180,441,946	16	111,464,299
Liabilities	17	Accounts payable and accrued expenses		35,346,378	17	36,136,396
	18	Grants payable		0	18	0
	19	Deferred revenue		46,732	19	52,421
	20	Tax-exempt bond liabilities		0	20	0
	21	Escrow or custodial account liability Complete Part IV of Schedule D		0	21	0
	22	Loans and other payables to current and former officers, directors, trustees, key employees, highest compensated employees, and disqualified persons Complete Part II of Schedule L		0	22	0
	23	Secured mortgages and notes payable to unrelated third parties		0	23	0
	24	Unsecured notes and loans payable to unrelated third parties		0	24	0
	25	Other liabilities (including federal income tax, payables to related third parties, and other liabilities not included on lines 17-24) Complete Part X of Schedule D		103,827,911	25	97,477,206
	26	Total liabilities. Add lines 17 through 25		139,221,021	26	133,666,023
Net Assets or Fund Balances	Organizations that follow SFAS 117 (ASC 958), check here <input checked="" type="checkbox"/> and complete lines 27 through 29, and lines 33 and 34.					
	27	Unrestricted net assets		35,144,386	27	-27,379,377
	28	Temporarily restricted net assets		6,076,539	28	5,177,653
	29	Permanently restricted net assets		0	29	0
	Organizations that do not follow SFAS 117 (ASC 958), check here <input type="checkbox"/> and complete lines 30 through 34.					
	30	Capital stock or trust principal, or current funds			30	
	31	Paid-in or capital surplus, or land, building or equipment fund			31	
	32	Retained earnings, endowment, accumulated income, or other funds			32	
	33	Total net assets or fund balances		41,220,925	33	-22,201,724
	34	Total liabilities and net assets/fund balances		180,441,946	34	111,464,299

Part XI Reconciliation of Net Assets

Check if Schedule O contains a response or note to any line in this Part XI

1	Total revenue (must equal Part VIII, column (A), line 12)	1	330,226,253
2	Total expenses (must equal Part IX, column (A), line 25)	2	328,719,763
3	Revenue less expenses Subtract line 2 from line 1	3	1,506,490
4	Net assets or fund balances at beginning of year (must equal Part X, line 33, column (A))	4	41,220,925
5	Net unrealized gains (losses) on investments	5	
6	Donated services and use of facilities	6	
7	Investment expenses	7	
8	Prior period adjustments	8	
9	Other changes in net assets or fund balances (explain in Schedule O)	9	-64,929,139
10	Net assets or fund balances at end of year Combine lines 3 through 9 (must equal Part X, line 33, column (B))	10	-22,201,724

Part XII Financial Statements and Reporting

Check if Schedule O contains a response or note to any line in this Part XII

		Yes	No
1	Accounting method used to prepare the Form 990 <input type="checkbox"/> Cash <input checked="" type="checkbox"/> Accrual <input type="checkbox"/> Other If the organization changed its method of accounting from a prior year or checked "Other," explain in Schedule O		
2a	Were the organization's financial statements compiled or reviewed by an independent accountant? If "Yes," check a box below to indicate whether the financial statements for the year were compiled or reviewed on a separate basis, consolidated basis, or both <input type="checkbox"/> Separate basis <input type="checkbox"/> Consolidated basis <input type="checkbox"/> Both consolidated and separate basis		No
2b	Were the organization's financial statements audited by an independent accountant? If "Yes," check a box below to indicate whether the financial statements for the year were audited on a separate basis, consolidated basis, or both <input type="checkbox"/> Separate basis <input checked="" type="checkbox"/> Consolidated basis <input type="checkbox"/> Both consolidated and separate basis	Yes	
2c	If "Yes," to line 2a or 2b, does the organization have a committee that assumes responsibility for oversight of the audit, review, or compilation of its financial statements and selection of an independent accountant? If the organization changed either its oversight process or selection process during the tax year, explain in Schedule O	Yes	
3a	As a result of a federal award, was the organization required to undergo an audit or audits as set forth in the Single Audit Act and OMB Circular A-133?	Yes	
3b	If "Yes," did the organization undergo the required audit or audits? If the organization did not undergo the required audit or audits, explain why in Schedule O and describe any steps taken to undergo such audits	Yes	

SCHEDULE A
(Form 990 or 990EZ)

Department of the
Treasury
Internal Revenue Service

Public Charity Status and Public Support

Complete if the organization is a section 501(c)(3) organization or a section 4947(a)(1) nonexempt charitable trust.

▶ Attach to Form 990 or Form 990-EZ. ▶ See separate instructions.
▶ Information about Schedule A (Form 990 or 990-EZ) and its instructions is at www.irs.gov/form990.

OMB No 1545-0047

2013

Open to Public
Inspection

Name of the organization SAINT JOHN'S HEALTH CENTER	Employer identification number 95-1684082
--	--

Part I Reason for Public Charity Status (All organizations must complete this part.) See instructions.

The organization is not a private foundation because it is (For lines 1 through 11, check only one box)

1

☐

2

☐

3

☒

4

☐

5

☐

6

☐

7

☐

8

☐

9

☐

10

☐

11

☐

e

☐

f

g

h

A church, convention of churches, or association of churches described in **section 170(b)(1)(A)(i).**

A school described in **section 170(b)(1)(A)(ii).** (Attach Schedule E)

A hospital or a cooperative hospital service organization described in **section 170(b)(1)(A)(iii).**

A medical research organization operated in conjunction with a hospital described in **section 170(b)(1)(A)(iii).** Enter the hospital's name, city, and state

An organization operated for the benefit of a college or university owned or operated by a governmental unit described in **section 170(b)(1)(A)(iv).** (Complete Part II)

A federal, state, or local government or governmental unit described in **section 170(b)(1)(A)(v).**

An organization that normally receives a substantial part of its support from a governmental unit or from the general public described in **section 170(b)(1)(A)(vi).** (Complete Part II)

A community trust described in **section 170(b)(1)(A)(vi)** (Complete Part II)

An organization that normally receives (1) more than 33¹/₃% of its support from contributions, membership fees, and gross receipts from activities related to its exempt functions—subject to certain exceptions, and (2) no more than 33¹/₃% of its support from gross investment income and unrelated business taxable income (less section 511 tax) from businesses acquired by the organization after June 30, 1975 See **section 509(a)(2).** (Complete Part III)

An organization organized and operated exclusively to test for public safety See **section 509(a)(4).**

An organization organized and operated exclusively for the benefit of, to perform the functions of, or to carry out the purposes of one or more publicly supported organizations described in section 509(a)(1) or section 509(a)(2) See **section 509(a)(3).** Check the box that describes the type of supporting organization and complete lines 11e through 11h

a

☐

Type I

b

☐

Type II

c

☐

Type III - Functionally integrated

d

☐

Type III - Non-functionally integrated

By checking this box, I certify that the organization is not controlled directly or indirectly by one or more disqualified persons other than foundation managers and other than one or more publicly supported organizations described in section 509(a)(1) or section 509(a)(2)

If the organization received a written determination from the IRS that it is a Type I, Type II, or Type III supporting organization, check this box

Since August 17, 2006, has the organization accepted any gift or contribution from any of the following persons?

(i)

A person who directly or indirectly controls, either alone or together with persons described in (ii) and (iii) below, the governing body of the supported organization?

(ii)

A family member of a person described in (i) above?

(iii)

A 35% controlled entity of a person described in (i) or (ii) above?

Provide the following information about the supported organization(s)

	Yes	No
11g(i)		
11g(ii)		
11g(iii)		

(i) Name of supported organization	(ii) EIN	(iii) Type of organization (described on lines 1- 9 above or IRC section (see instructions))	(iv) Is the organization in col (i) listed in your governing document?		(v) Did you notify the organization in col (i) of your support?		(vi) Is the organization in col (i) organized in the U S ?		(vii) Amount of monetary support
			Yes	No	Yes	No	Yes	No	
Total									

Part II

Support Schedule for Organizations Described in Sections 170(b)(1)(A)(iv) and 170(b)(1)(A)(vi)
(Complete only if you checked the box on line 5, 7, or 8 of Part I or if the organization failed to qualify under Part III. If the organization fails to qualify under the tests listed below, please complete Part III.)

Section A. Public Support						
Calendar year (or fiscal year beginning in) ▶	(a) 2009	(b) 2010	(c) 2011	(d) 2012	(e) 2013	(f) Total
1 Gifts, grants, contributions, and membership fees received (Do not include any "unusual grants.")						
2 Tax revenues levied for the organization's benefit and either paid to or expended on its behalf						
3 The value of services or facilities furnished by a governmental unit to the organization without charge						
4 Total. Add lines 1 through 3						
5 The portion of total contributions by each person (other than a governmental unit or publicly supported organization) included on line 1 that exceeds 2% of the amount shown on line 11, column (f)						
6 Public support. Subtract line 5 from line 4						

Section B. Total Support						
Calendar year (or fiscal year beginning in) ▶	(a) 2009	(b) 2010	(c) 2011	(d) 2012	(e) 2013	(f) Total
7 Amounts from line 4						
8 Gross income from interest, dividends, payments received on securities loans, rents, royalties and income from similar sources						
9 Net income from unrelated business activities, whether or not the business is regularly carried on						
10 Other income Do not include gain or loss from the sale of capital assets (Explain in Part IV)						
11 Total support (Add lines 7 through 10)						
12 Gross receipts from related activities, etc (see instructions)					12	
13 First five years. If the Form 990 is for the organization's first, second, third, fourth, or fifth tax year as a 501(c)(3) organization, check this box and stop here ▶						

Section C. Computation of Public Support Percentage			
14 Public support percentage for 2013 (line 6, column (f) divided by line 11, column (f))	14		
15 Public support percentage for 2012 Schedule A, Part II, line 14	15		
16a 33 1/3% support test—2013. If the organization did not check the box on line 13, and line 14 is 33 1/3% or more, check this box and stop here. The organization qualifies as a publicly supported organization			▶
b 33 1/3% support test—2012. If the organization did not check a box on line 13 or 16a, and line 15 is 33 1/3% or more, check this box and stop here. The organization qualifies as a publicly supported organization			▶
17a 10%-facts-and-circumstances test—2013. If the organization did not check a box on line 13, 16a, or 16b, and line 14 is 10% or more, and if the organization meets the "facts-and-circumstances" test, check this box and stop here. Explain in Part IV how the organization meets the "facts-and-circumstances" test The organization qualifies as a publicly supported organization			▶
b 10%-facts-and-circumstances test—2012. If the organization did not check a box on line 13, 16a, 16b, or 17a, and line 15 is 10% or more, and if the organization meets the "facts-and-circumstances" test, check this box and stop here. Explain in Part IV how the organization meets the "facts-and-circumstances" test The organization qualifies as a publicly supported organization			▶
18 Private foundation. If the organization did not check a box on line 13, 16a, 16b, 17a, or 17b, check this box and see instructions			▶

Part IIISupport Schedule for Organizations Described in Section 509(a)(2)

(Complete only if you checked the box on line 9 of Part I or if the organization failed to qualify under Part II. If the organization fails to qualify under the tests listed below, please complete Part II.)

Section A. Public Support						
Calendar year (or fiscal year beginning in) ▶	(a) 2009	(b) 2010	(c) 2011	(d) 2012	(e) 2013	(f) Total
1 Gifts, grants, contributions, and membership fees received (Do not include any "unusual grants.")						
2 Gross receipts from admissions, merchandise sold or services performed, or facilities furnished in any activity that is related to the organization's tax-exempt purpose						
3 Gross receipts from activities that are not an unrelated trade or business under section 513						
4 Tax revenues levied for the organization's benefit and either paid to or expended on its behalf						
5 The value of services or facilities furnished by a governmental unit to the organization without charge						
6 Total. Add lines 1 through 5						
7a Amounts included on lines 1, 2, and 3 received from disqualified persons						
b Amounts included on lines 2 and 3 received from other than disqualified persons that exceed the greater of \$5,000 or 1% of the amount on line 13 for the year						
c Add lines 7a and 7b						
8 Public support (Subtract line 7c from line 6.)						

Section B. Total Support						
Calendar year (or fiscal year beginning in) ▶	(a) 2009	(b) 2010	(c) 2011	(d) 2012	(e) 2013	(f) Total
9 Amounts from line 6						
10a Gross income from interest, dividends, payments received on securities loans, rents, royalties and income from similar sources						
b Unrelated business taxable income (less section 511 taxes) from businesses acquired after June 30, 1975						
c Add lines 10a and 10b						
11 Net income from unrelated business activities not included in line 10b, whether or not the business is regularly carried on						
12 Other income. Do not include gain or loss from the sale of capital assets (Explain in Part IV.)						
13 Total support. (Add lines 9, 10c, 11, and 12.)						
14 First five years. If the Form 990 is for the organization's first, second, third, fourth, or fifth tax year as a 501(c)(3) organization, check this box and stop here ▶						

Section C. Computation of Public Support Percentage		
15 Public support percentage for 2013 (line 8, column (f) divided by line 13, column (f))	15	
16 Public support percentage from 2012 Schedule A, Part III, line 15	16	

Section D. Computation of Investment Income Percentage		
17 Investment income percentage for 2013 (line 10c, column (f) divided by line 13, column (f))	17	
18 Investment income percentage from 2012 Schedule A, Part III, line 17	18	
19a 33 1/3% support tests—2013. If the organization did not check the box on line 14, and line 15 is more than 33 1/3%, and line 17 is not more than 33 1/3%, check this box and stop here. The organization qualifies as a publicly supported organization ▶		
b 33 1/3% support tests—2012. If the organization did not check a box on line 14 or line 19a, and line 16 is more than 33 1/3% and line 18 is not more than 33 1/3%, check this box and stop here. The organization qualifies as a publicly supported organization ▶		
20 Private foundation. If the organization did not check a box on line 14, 19a, or 19b, check this box and see instructions ▶		

Part IV **Supplemental Information.** Provide the explanations required by Part II, line 10; Part II, line 17a or 17b; and Part III, line 12. Also complete this part for any additional information. (See instructions).

Facts And Circumstances Test

Return Reference	Explanation	
------------------	-------------	--

SCHEDULE C

(Form 990 or 990-EZ)

Department of the Treasury
Internal Revenue Service

Political Campaign and Lobbying Activities

For Organizations Exempt From Income Tax Under section 501(c) and section 527
▶ **Complete if the organization is described below.** ▶ **Attach to Form 990 or Form 990-EZ.**
▶ **See separate instructions.** ▶ **Information about Schedule C (Form 990 or 990-EZ) and its instructions is at *www.irs.gov/form990*.**

OMB No 1545-0047

2013

Open to Public Inspection

If the organization answered "Yes" to Form 990, Part IV, Line 3, or Form 990-EZ, Part V, line 46 (Political Campaign Activities), then

- Section 501(c)(3) organizations Complete Parts I-A and B Do not complete Part I-C
- Section 501(c) (other than section 501(c)(3)) organizations Complete Parts I-A and C below Do not complete Part I-B
- Section 527 organizations Complete Part I-A only

If the organization answered "Yes" to Form 990, Part IV, Line 4, or Form 990-EZ, Part VI, line 47 (Lobbying Activities), then

- Section 501(c)(3) organizations that have filed Form 5768 (election under section 501(h)) Complete Part II-A Do not complete Part II-B
- Section 501(c)(3) organizations that have NOT filed Form 5768 (election under section 501(h)) Complete Part II-B Do not complete Part II-A

If the organization answered "Yes" to Form 990, Part IV, Line 5 (Proxy Tax) or Form 990-EZ, Part V, line 35c (Proxy Tax), then

- Section 501(c)(4), (5), or (6) organizations Complete Part III

Name of the organization SAINT JOHN'S HEALTH CENTER	Employer identification number 95-1684082
--	--

Part I-A Complete if the organization is exempt under section 501(c) or is a section 527 organization.

1	Provide a description of the organization's direct and indirect political campaign activities in Part IV	
2	Political expenditures	▶ \$
3	Volunteer hours	

Part I-B Complete if the organization is exempt under section 501(c)(3).

1	Enter the amount of any excise tax incurred by the organization under section 4955	▶ \$
2	Enter the amount of any excise tax incurred by organization managers under section 4955	▶ \$
3	If the organization incurred a section 4955 tax, did it file Form 4720 for this year?	<input type="checkbox"/> Yes <input type="checkbox"/> No
4a	Was a correction made?	<input type="checkbox"/> Yes <input type="checkbox"/> No
b	If "Yes," describe in Part IV	

Part I-C Complete if the organization is exempt under section 501(c), except section 501(c)(3).

1	Enter the amount directly expended by the filing organization for section 527 exempt function activities	▶ \$
2	Enter the amount of the filing organization's funds contributed to other organizations for section 527 exempt function activities	▶ \$
3	Total exempt function expenditures Add lines 1 and 2 Enter here and on Form 1120-POL, line 17b	▶ \$
4	Did the filing organization file Form 1120-POL for this year?	<input type="checkbox"/> Yes <input type="checkbox"/> No
5	Enter the names, addresses and employer identification number (EIN) of all section 527 political organizations to which the filing organization made payments For each organization listed, enter the amount paid from the filing organization's funds Also enter the amount of political contributions received that were promptly and directly delivered to a separate political organization, such as a separate segregated fund or a political action committee (PAC) If additional space is needed, provide information in Part IV	

(a) Name	(b) Address	(c) EIN	(d) Amount paid from filing organization's funds If none, enter -0-	(e) Amount of political contributions received and promptly and directly delivered to a separate political organization If none, enter -0-

Part II-A

Complete if the organization is exempt under section 501(c)(3) and filed Form 5768 (election under section 501(h)).

- A Check ☐ if the filing organization belongs to an affiliated group (and list in Part IV each affiliated group member's name, address, EIN, expenses, and share of excess lobbying expenditures)
- B Check ☐ if the filing organization checked box A and "limited control" provisions apply

Limits on Lobbying Expenditures (The term "expenditures" means amounts paid or incurred.)		(a) Filing organization's totals	(b) Affiliated group totals												
1a Total lobbying expenditures to influence public opinion (grass roots lobbying)															
b Total lobbying expenditures to influence a legislative body (direct lobbying)															
c Total lobbying expenditures (add lines 1a and 1b)															
d Other exempt purpose expenditures															
e Total exempt purpose expenditures (add lines 1c and 1d)															
f Lobbying nontaxable amount Enter the amount from the following table in both columns															
<table><tr><td>If the amount on line 1e, column (a) or (b) is:</td><td>The lobbying nontaxable amount is:</td></tr><tr><td>Not over \$500,000</td><td>20% of the amount on line 1e</td></tr><tr><td>Over \$500,000 but not over \$1,000,000</td><td>\$100,000 plus 15% of the excess over \$500,000</td></tr><tr><td>Over \$1,000,000 but not over \$1,500,000</td><td>\$175,000 plus 10% of the excess over \$1,000,000</td></tr><tr><td>Over \$1,500,000 but not over \$17,000,000</td><td>\$225,000 plus 5% of the excess over \$1,500,000</td></tr><tr><td>Over \$17,000,000</td><td>\$1,000,000</td></tr></table>		If the amount on line 1e, column (a) or (b) is:	The lobbying nontaxable amount is:	Not over \$500,000	20% of the amount on line 1e	Over \$500,000 but not over \$1,000,000	\$100,000 plus 15% of the excess over \$500,000	Over \$1,000,000 but not over \$1,500,000	\$175,000 plus 10% of the excess over \$1,000,000	Over \$1,500,000 but not over \$17,000,000	\$225,000 plus 5% of the excess over \$1,500,000	Over \$17,000,000	\$1,000,000		
If the amount on line 1e, column (a) or (b) is:	The lobbying nontaxable amount is:														
Not over \$500,000	20% of the amount on line 1e														
Over \$500,000 but not over \$1,000,000	\$100,000 plus 15% of the excess over \$500,000														
Over \$1,000,000 but not over \$1,500,000	\$175,000 plus 10% of the excess over \$1,000,000														
Over \$1,500,000 but not over \$17,000,000	\$225,000 plus 5% of the excess over \$1,500,000														
Over \$17,000,000	\$1,000,000														
g Grassroots nontaxable amount (enter 25% of line 1f)															
h Subtract line 1g from line 1a If zero or less, enter -0-															
i Subtract line 1f from line 1c If zero or less, enter -0-															
j If there is an amount other than zero on either line 1h or line 1i, did the organization file Form 4720 reporting section 4911 tax for this year?		<input type="checkbox"/> Yes <input type="checkbox"/> No													

4-Year Averaging Period Under Section 501(h)
(Some organizations that made a section 501(h) election do not have to complete all of the five columns below. See the instructions for lines 2a through 2f on page 4.)

Lobbying Expenditures During 4-Year Averaging Period					
Calendar year (or fiscal year beginning in)	(a) 2010	(b) 2011	(c) 2012	(d) 2013	(e) Total
2a Lobbying nontaxable amount					
b Lobbying ceiling amount (150% of line 2a, column(e))					
c Total lobbying expenditures					
d Grassroots nontaxable amount					
e Grassroots ceiling amount (150% of line 2d, column (e))					
f Grassroots lobbying expenditures					

Part II-B

Complete if the organization is exempt under section 501(c)(3) and has NOT filed Form 5768 (election under section 501(h)).

For each "Yes" response to lines 1a through 1i below, provide in Part IV a detailed description of the lobbying activity.

		(a)	(b)	
		Yes	No	Amount
1	During the year, did the filing organization attempt to influence foreign, national, state or local legislation, including any attempt to influence public opinion on a legislative matter or referendum, through the use of			
a	Volunteers?		No	
b	Paid staff or management (include compensation in expenses reported on lines 1c through 1i)?		No	
c	Media advertisements?		No	
d	Mailings to members, legislators, or the public?		No	
e	Publications, or published or broadcast statements?		No	
f	Grants to other organizations for lobbying purposes?		No	
g	Direct contact with legislators, their staffs, government officials, or a legislative body?		No	
h	Rallies, demonstrations, seminars, conventions, speeches, lectures, or any similar means?		No	
i	Other activities?	Yes		23,573
j	Total. Add lines 1c through 1i.			23,573
2a	Did the activities in line 1 cause the organization to be not described in section 501(c)(3)?		No	
b	If "Yes," enter the amount of any tax incurred under section 4912.			
c	If "Yes," enter the amount of any tax incurred by organization managers under section 4912.			
d	If the filing organization incurred a section 4912 tax, did it file Form 4720 for this year?			

Part III-A

Complete if the organization is exempt under section 501(c)(4), section 501(c)(5), or section 501(c)(6).

		Yes	No
1	Were substantially all (90% or more) dues received nondeductible by members?	1	
2	Did the organization make only in-house lobbying expenditures of \$2,000 or less?	2	
3	Did the organization agree to carry over lobbying and political expenditures from the prior year?	3	

Part III-B

Complete if the organization is exempt under section 501(c)(4), section 501(c)(5), or section 501(c)(6) and if either (a) BOTH Part III-A, lines 1 and 2, are answered "No" OR (b) Part III-A, line 3, is answered "Yes."

1	Dues, assessments and similar amounts from members	1	
2	Section 162(e) nondeductible lobbying and political expenditures (do not include amounts of political expenses for which the section 527(f) tax was paid).		
a	Current year	2a	
b	Carryover from last year	2b	
c	Total	2c	
3	Aggregate amount reported in section 6033(e)(1)(A) notices of nondeductible section 162(e) dues	3	
4	If notices were sent and the amount on line 2c exceeds the amount on line 3, what portion of the excess does the organization agree to carryover to the reasonable estimate of nondeductible lobbying and political expenditure next year?	4	
5	Taxable amount of lobbying and political expenditures (see instructions)	5	

Part IV

Supplemental Information

Provide the descriptions required for Part I-A, line 1, Part I-B, line 4, Part I-C, line 5, Part II-A (affiliated group list), Part II-A, line 2, and Part II-B, line 1. Also, complete this part for any additional information.

Return Reference	Explanation
Schedule C, Part II-B, line 1i	SAINT JOHN'S HEALTH CENTER IS A MEMBER OF THE HOSPITAL ASSOCIATION OF SOUTHERN CALIFORNIA AND THE ALLIANCE OF CATHOLIC HEALTH CARE. BOTH ORGANIZATIONS ENGAGE IN LOBBYING ACTIVITIES AND A PERCENTAGE OF THE MEMBERSHIP DUES SUPPORTS THESE ACTIVITIES.

[illegible]

SCHEDULE D
(Form 990)

Supplemental Financial Statements

OMB No 1545-0047

2013

Open to Public Inspection

Department of the Treasury
Internal Revenue Service

► Complete if the organization answered "Yes," to Form 990, Part IV, line 6, 7, 8, 9, 10, 11a, 11b, 11c, 11d, 11e, 11f, 12a, or 12b

► Attach to Form 990. ► See separate instructions. ► Information about Schedule D (Form 990) and its instructions is at www.irs.gov/form990.

Name of the organization SAINT JOHN'S HEALTH CENTER	Employer identification number 95-1684082
--	--

Part I Organizations Maintaining Donor Advised Funds or Other Similar Funds or Accounts. Complete if the organization answered "Yes" to Form 990, Part IV, line 6.

	(a) Donor advised funds	(b) Funds and other accounts
1	Total number at end of year	
2	Aggregate contributions to (during year)	
3	Aggregate grants from (during year)	
4	Aggregate value at end of year	
5	Did the organization inform all donors and donor advisors in writing that the assets held in donor advised funds are the organization's property, subject to the organization's exclusive legal control? <div><input type="checkbox"/> Yes<input type="checkbox"/> No</div>	
6	Did the organization inform all grantees, donors, and donor advisors in writing that grant funds can be used only for charitable purposes and not for the benefit of the donor or donor advisor, or for any other purpose conferring impermissible private benefit? <div><input type="checkbox"/> Yes<input type="checkbox"/> No</div>	

Part II Conservation Easements. Complete if the organization answered "Yes" to Form 990, Part IV, line 7.

1

Purpose(s) of conservation easements held by the organization (check all that apply)

☐ Preservation of land for public use (e g , recreation or education)☐ Preservation of an historically important land area☐ Protection of natural habitat☐ Preservation of a certified historic structure☐ Preservation of open space

2

Complete lines 2a through 2d if the organization held a qualified conservation contribution in the form of a conservation easement on the last day of the tax year

	Held at the End of the Year
a	Total number of conservation easements
b	Total acreage restricted by conservation easements
c	Number of conservation easements on a certified historic structure included in (a)
d	Number of conservation easements included in (c) acquired after 8/17/06, and not on a historic structure listed in the National Register

3

Number of conservation easements modified, transferred, released, extinguished, or terminated by the organization during the tax year ►

4

Number of states where property subject to conservation easement is located ►

5

Does the organization have a written policy regarding the periodic monitoring, inspection, handling of violations, and enforcement of the conservation easements it holds?

☐ Yes☐ No

6

Staff and volunteer hours devoted to monitoring, inspecting, and enforcing conservation easements during the year ►

7

Amount of expenses incurred in monitoring, inspecting, and enforcing conservation easements during the year ► \$

8

Does each conservation easement reported on line 2(d) above satisfy the requirements of section 170(h)(4)(B)(i) and section 170(h)(4)(B)(ii)?

☐ Yes☐ No

9

In Part XIII, describe how the organization reports conservation easements in its revenue and expense statement, and balance sheet, and include, if applicable, the text of the footnote to the organization's financial statements that describes the organization's accounting for conservation easements

Part III Organizations Maintaining Collections of Art, Historical Treasures, or Other Similar Assets. Complete if the organization answered "Yes" to Form 990, Part IV, line 8.

1a

If the organization elected, as permitted under SFAS 116 (ASC 958), not to report in its revenue statement and balance sheet works of art, historical treasures, or other similar assets held for public exhibition, education, or research in furtherance of public service, provide, in Part XIII, the text of the footnote to its financial statements that describes these items

b

If the organization elected, as permitted under SFAS 116 (ASC 958), to report in its revenue statement and balance sheet works of art, historical treasures, or other similar assets held for public exhibition, education, or research in furtherance of public service, provide the following amounts relating to these items

(i) Revenues included in Form 990, Part VIII, line 1

► \$

(ii) Assets included in Form 990, Part X

► \$

2

If the organization received or held works of art, historical treasures, or other similar assets for financial gain, provide the following amounts required to be reported under SFAS 116 (ASC 958) relating to these items

a

Revenues included in Form 990, Part VIII, line 1

► \$

b

Assets included in Form 990, Part X

► \$

Part III

Organizations Maintaining Collections of Art, Historical Treasures, or Other Similar Assets (continued)

- 3

Using the organization's acquisition, accession, and other records, check any of the following that are a significant use of its collection items (check all that apply)

a

☐ Public exhibition

b

☐ Scholarly research

c

☐ Preservation for future generations

d

☐ Loan or exchange programs

e

☐ Other
- 4

Provide a description of the organization's collections and explain how they further the organization's exempt purpose in Part XIII
- 5

During the year, did the organization solicit or receive donations of art, historical treasures or other similar assets to be sold to raise funds rather than to be maintained as part of the organization's collection?

☐ Yes

☐ No

Part IV

Escrow and Custodial Arrangements. Complete if the organization answered "Yes" to Form 990, Part IV, line 9, or reported an amount on Form 990, Part X, line 21.

- 1a

Is the organization an agent, trustee, custodian or other intermediary for contributions or other assets not included on Form 990, Part X?

☐ Yes

☐ No
- b

If "Yes," explain the arrangement in Part XIII and complete the following table

	Amount
1c	
1d	
1e	
1f	
- 2a

Did the organization include an amount on Form 990, Part X, line 21?

☐ Yes

☐ No
- b

If "Yes," explain the arrangement in Part XIII Check here if the explanation has been provided in Part XIII

☐

Part V

Endowment Funds. Complete if the organization answered "Yes" to Form 990, Part IV, line 10.

	(a)Current year	(b)Prior year	b (c)Two years back	(d)Three years back	(e)Four years back
1a Beginning of year balance	23,053,139	21,699,193	22,270,167	20,431,739	17,779,739
b Contributions	111,446	90,527	181,487	917,103	-246,744
c Net investment earnings, gains, and losses	1,806,045	2,202,784	14,905	2,079,752	3,254,247
d Grants or scholarships	944,602	939,365	769,628	1,158,427	355,503
e Other expenditures for facilities and programs					
f Administrative expenses					
g End of year balance	24,026,028	23,053,139	21,696,931	22,270,167	20,431,739

- 2

Provide the estimated percentage of the current year end balance (line 1g, column (a)) held as

a

Board designated or quasi-endowment

39 000 %

b

Permanent endowment

61 000 %

c

Temporarily restricted endowment

The percentages in lines 2a, 2b, and 2c should equal 100%
- 3a

Are there endowment funds not in the possession of the organization that are held and administered for the organization by

(i) unrelated organizations

3a(i)

☐ Yes

☐ No

(ii) related organizations

3a(ii)

☐ Yes

☐
- b

If "Yes" to 3a(ii), are the related organizations listed as required on Schedule R?

3b

☐ Yes

☐
- 4

Describe in Part XIII the intended uses of the organization's endowment funds

Part VI

Land, Buildings, and Equipment. Complete if the organization answered 'Yes' to Form 990, Part IV, line 11a. See Form 990, Part X, line 10.

Description of property	(a) Cost or other basis (investment)	(b)Cost or other basis (other)	(c) Accumulated depreciation	(d) Book value
1a Land		30,756,765		30,756,765
b Buildings		97,211,860	136,460,535	-39,248,675
c Leasehold improvements		4,420,518	1,412,996	3,007,522
d Equipment		175,374,633	146,229,837	29,074,796
e Other				
Total. Add lines 1a through 1e (Column (d) must equal Form 990, Part X, column (B), line 10(c).)				23,590,408

Part XI

Reconciliation of Revenue per Audited Financial Statements With Revenue per Return

Complete if the organization answered 'Yes' to Form 990, Part IV, line 12a.

1	Total revenue, gains, and other support per audited financial statements		1	
2	Amounts included on line 1 but not on Form 990, Part VIII, line 12			
a	Net unrealized gains on investments	2a		
b	Donated services and use of facilities	2b		
c	Recoveries of prior year grants	2c		
d	Other (Describe in Part XIII)	2d		
e	Add lines 2a through 2d		2e	
3	Subtract line 2e from line 1		3	
4	Amounts included on Form 990, Part VIII, line 12, but not on line 1			
a	Investment expenses not included on Form 990, Part VIII, line 7b	4a		
b	Other (Describe in Part XIII)	4b		
c	Add lines 4a and 4b		4c	
5	Total revenue Add lines 3 and 4c. (This must equal Form 990, Part I, line 12)		5	

Part XII

Reconciliation of Expenses per Audited Financial Statements With Expenses per Return.

Complete if the organization answered 'Yes' to Form 990, Part IV, line 12a.

1	Total expenses and losses per audited financial statements		1	
2	Amounts included on line 1 but not on Form 990, Part IX, line 25			
a	Donated services and use of facilities	2a		
b	Prior year adjustments	2b		
c	Other losses	2c		
d	Other (Describe in Part XIII)	2d		
e	Add lines 2a through 2d		2e	
3	Subtract line 2e from line 1		3	
4	Amounts included on Form 990, Part IX, line 25, but not on line 1:			
a	Investment expenses not included on Form 990, Part VIII, line 7b	4a		
b	Other (Describe in Part XIII)	4b		
c	Add lines 4a and 4b		4c	
5	Total expenses Add lines 3 and 4c. (This must equal Form 990, Part I, line 18)		5	

Part XIII

Supplemental Information

Provide the descriptions required for Part II, lines 3, 5, and 9, Part III, lines 1a and 4, Part IV, lines 1b and 2b, Part V, line 4, Part X, line 2, Part XI, lines 2d and 4b, and Part XII, lines 2d and 4b. Also complete this part to provide any additional information.

Return Reference	Explanation
SCHEDULE D, PART V, LINE 4	INCOME IS USED TO SUPPORT VARIOUS PROGRAMS AND SERVICES OF SAINT JOHN'S HEALTH CENTER

[illegible]

Additional Data

Software ID:

Software Version:

EIN: 95-1684082

Name: SAINT JOHN'S HEALTH CENTER

Form 990, Schedule D, Part IX, - Other Assets

(a) Description	(b) Book value
(1) FOUNDATION RECEIVABLE	3,037,056
(2) JWCI RECEIVABLE	100,025
(3) SCLHS RECEIVABLE	33,921,621
(4) SJSM RECEIVABLE	-125,491
(5) SMC RECEIVABLE	125,491
(6) OTHER RECEIVABLE	2,451,913
(7) DEPOSITS	496,680
(8) GOODWILL	300,000
(9) INTANGIBLE-OTHER	400,000

SCHEDULE H
(Form 990)

Department of the Treasury
Internal Revenue Service

Hospitals

► Complete if the organization answered "Yes" to Form 990, Part IV, question 20.
► Attach to Form 990. ► See separate instructions.
► Information about Schedule H (Form 990) and its instructions is at *www.irs.gov/form990*.

OMB No 1545-0047

2013

Open to Public Inspection

Name of the organization
SAINT JOHN'S HEALTH CENTER

Employer identification number
95-1684082

Part I

Financial Assistance and Certain Other Community Benefits at Cost

		Yes	No
1a	Did the organization have a financial assistance policy during the tax year? If "No," skip to question 6a	1a Yes	
b	If "Yes," was it a written policy?	1b Yes	
2	If the organization had multiple hospital facilities, indicate which of the following best describes application of the financial assistance policy to its various hospital facilities during the tax year <input checked="" type="checkbox"/> Applied uniformly to all hospital facilities <input type="checkbox"/> Applied uniformly to most hospital facilities <input type="checkbox"/> Generally tailored to individual hospital facilities		
3	Answer the following based on the financial assistance eligibility criteria that applied to the largest number of the organization's patients during the tax year a Did the organization use Federal Poverty Guidelines (FPG) as a factor in determining eligibility for providing <i>free</i> care? If "Yes," indicate which of the following was the FPG family income limit for eligibility for <i>free</i> care <input type="checkbox"/> 100% <input type="checkbox"/> 150% <input type="checkbox"/> 200% <input checked="" type="checkbox"/> Other _____ 350 %	3a Yes	
b	Did the organization use FPG as a factor in determining eligibility for providing <i>discounted</i> care? If "Yes," indicate which of the following was the family income limit for eligibility for discounted care <input type="checkbox"/> 200% <input type="checkbox"/> 250% <input type="checkbox"/> 300% <input checked="" type="checkbox"/> 350% <input type="checkbox"/> 400% <input type="checkbox"/> Other _____ %	3b Yes	
c	If the organization used factors other than FPG in determining eligibility, describe in Part VI the income based criteria for determining eligibility for free or discounted care. Include in the description whether the organization used an asset test or other threshold, regardless of income, as a factor in determining eligibility for free or discounted care		
4	Did the organization's financial assistance policy that applied to the largest number of its patients during the tax year provide for free or discounted care to the "medically indigent"?	4 Yes	
5a	Did the organization budget amounts for free or discounted care provided under its financial assistance policy during the tax year?	5a Yes	
b	If "Yes," did the organization's financial assistance expenses exceed the budgeted amount?	5b Yes	
c	If "Yes" to line 5b, as a result of budget considerations, was the organization unable to provide free or discounted care to a patient who was eligible for free or discounted care?	5c	No
6a	Did the organization prepare a community benefit report during the tax year?	6a Yes	
b	If "Yes," did the organization make it available to the public?	6b Yes	
Complete the following table using the worksheets provided in the Schedule H instructions. Do not submit these worksheets with the Schedule H.			

7

Financial Assistance and Certain Other Community Benefits at Cost

Financial Assistance and Means-Tested Government Programs	(a) Number of activities or programs (optional)	(b) Persons served (optional)	(c) Total community benefit expense	(d) Direct offsetting revenue	(e) Net community benefit expense	(f) Percent of total expense
a Financial Assistance at cost (from Worksheet 1)		1,854	3,594,984	125,832	3,469,152	0 010 %
b Medicaid (from Worksheet 3, column a)		1,644	5,813,011	2,070,471	3,742,540	0 010 %
c Costs of other means-tested government programs (from Worksheet 3, column b) . .		3,151	564,257	2,860	561,397	
d Total Financial Assistance and Means-Tested Government Programs . .		6,649	9,972,252	2,199,163	7,773,089	0 020 %
Other Benefits						
e Community health improvement services and community benefit operations (from Worksheet 4)	7	1,284	375,232	60,221	315,011	
f Health professions education (from Worksheet 5)	5	602	575,484	0	575,484	
g Subsidized health services (from Worksheet 6)	12	5,924	5,302,708	4,759,609	543,099	
h Research (from Worksheet 7)			0	0	0	
i Cash and in-kind contributions for community benefit (from Worksheet 8)	11	2,948	735,923	0	735,923	
j Total Other Benefits	35	10,758	6,989,347	4,819,830	2,169,517	0 010 %
k Total. Add lines 7d and 7j . .	35	17,407	16,961,599	7,018,993	9,942,606	0 030 %

Part IICommunity Building Activities

Complete this table if the organization conducted any community building activities during the tax year, and describe in Part VI how its community building activities promoted the health of the communities it serves.

	(a) Number of activities or programs (optional)	(b) Persons served (optional)	(c) Total community building expense	(d) Direct offsetting revenue	(e) Net community building expense	(f) Percent of total expense
1Physical improvements and housing						
2Economic development						
3Community support						
4Environmental improvements						
5Leadership development and training for community members						
6Coalition building	2	30	300	0	300	
7Community health improvement advocacy	3	25,724	1,594,781	511,083	1,083,698	
8Workforce development						
9Other						
10Total	5	25,754	1,595,081	511,083	1,083,998	

Part IIIBad Debt, Medicare, & Collection Practices

Section A. Bad Debt Expense

1Did the organization report bad debt expense in accordance with Healthcare Financial Management Association Statement No. 15?

1Yes

2Enter the amount of the organization's bad debt expense. Explain in Part VI the methodology used by the organization to estimate this amount.

23,617,013

3Enter the estimated amount of the organization's bad debt expense attributable to patients eligible under the organization's financial assistance policy. Explain in Part VI the methodology used by the organization to estimate this amount and the rationale, if any, for including this portion of bad debt as community benefit.

3

4Provide in Part VI the text of the footnote to the organization's financial statements that describes bad debt expense or the page number on which this footnote is contained in the attached financial statements.

Section B. Medicare

5Enter total revenue received from Medicare (including DSH and IME).

587,553,583

6Enter Medicare allowable costs of care relating to payments on line 5.

6111,255,073

7Subtract line 6 from line 5. This is the surplus (or shortfall).

7-23,701,490

8Describe in Part VI the extent to which any shortfall reported in line 7 should be treated as community benefit. Also describe in Part VI the costing methodology or source used to determine the amount reported on line 6. Check the box that describes the method used.

☒ Cost accounting system

☐ Cost to charge ratio

☐ Other

Section C. Collection Practices

9aDid the organization have a written debt collection policy during the tax year?

9aYes

bIf "Yes," did the organization's collection policy that applied to the largest number of its patients during the tax year contain provisions on the collection practices to be followed for patients who are known to qualify for financial assistance? Describe in Part VI.

9bYes

Part IVManagement Companies and Joint Ventures

(owned 10% or more by officers, directors, trustees, key employees, and physicians—see instructions)

(a) Name of entity	(b) Description of primary activity of entity	(c) Organization's profit % or stock ownership %	(d) Officers, directors, trustees, or key employees' profit % or stock ownership %	(e) Physicians' profit % or stock ownership %
1SM Wilshire Imaging	Outpatient Imaging Center	50.000 %		50.000 %
2				
3				
4				
5				
6				
7				
8				
9				
10				
11				
12				
13				

Part V

Facility Information

Section A. Hospital Facilities

(list in order of size from largest to smallest—see instructions)
How many hospital facilities did the organization operate during the tax year?
1

Name, address, primary website address, and state license number

		Licensed hospital	General medical & surgical	Children's hospital	Teaching hospital	Critical access hospital	Research facility	ER-24 hours	ER-other	Other (Describe)	Facility reporting group
	See Additional Data Table										

Part V

Facility Information (continued)

Section B. Facility Policies and Practices

(Complete a separate Section B for each of the hospital facilities or facility reporting groups listed in Part V, Section A)

saint john's health center

Name of hospital facility or facility reporting group

If reporting on Part V, Section B for a single hospital facility only: line number of hospital facility (from Schedule H, Part V, Section A)

	Yes	No
Community Health Needs Assessment (Lines 1 through 8c are optional for tax years beginning on or before March 23, 2012)		
1 During the tax year or either of the two immediately preceding tax years, did the hospital facility conduct a community health needs assessment (CHNA)? If "No," skip to line 9 If "Yes," indicate what the CHNA report describes (check all that apply)	1 Yes	
a <input checked="" type="checkbox"/> A definition of the community served by the hospital facility		
b <input checked="" type="checkbox"/> Demographics of the community		
c <input checked="" type="checkbox"/> Existing health care facilities and resources within the community that are available to respond to the health needs of the community		
d <input checked="" type="checkbox"/> How data was obtained		
e <input checked="" type="checkbox"/> The health needs of the community		
f <input checked="" type="checkbox"/> Primary and chronic disease needs and other health issues of uninsured persons, low-income persons, and minority groups		
g <input checked="" type="checkbox"/> The process for identifying and prioritizing community health needs and services to meet the community health needs		
h <input checked="" type="checkbox"/> The process for consulting with persons representing the community's interests		
i <input checked="" type="checkbox"/> Information gaps that limit the hospital facility's ability to assess the community's health needs		
j <input type="checkbox"/> Other (describe in Part VI)		
2 Indicate the tax year the hospital facility last conducted a CHNA 20 <u>13</u>		
3 In conducting its most recent CHNA, did the hospital facility take into account input from persons who represent the broad interests of the community served by the hospital facility, including those with special knowledge of or expertise in public health? If "Yes," describe in Part VI how the hospital facility took into account input from persons who represent the community, and identify the persons the hospital facility consulted	3 Yes	
4 Was the hospital facility's CHNA conducted with one or more other hospital facilities? If "Yes," list the other hospital facilities in Part VI	4	No
5 Did the hospital facility make its CHNA report widely available to the public? If "Yes," indicate how the CHNA report was made widely available (check all that apply)	5 Yes	
a <input type="checkbox"/> Hospital facility's website (list url) _____		
b <input type="checkbox"/> Other website (list url) _____		
c <input checked="" type="checkbox"/> Available upon request from the hospital facility		
d <input type="checkbox"/> Other (describe in Part VI)		
6 If the hospital facility addressed needs identified in its most recently conducted CHNA, indicate how (check all that apply as of the end of the tax year)		
a <input checked="" type="checkbox"/> Adoption of an implementation strategy that addresses each of the community health needs identified through the CHNA		
b <input checked="" type="checkbox"/> Execution of the implementation strategy		
c <input checked="" type="checkbox"/> Participation in the development of a community-wide plan		
d <input checked="" type="checkbox"/> Participation in the execution of a community-wide plan		
e <input checked="" type="checkbox"/> Inclusion of a community benefit section in operational plans		
f <input checked="" type="checkbox"/> Adoption of a budget for provision of services that address the needs identified in the CHNA		
g <input checked="" type="checkbox"/> Prioritization of health needs in its community		
h <input checked="" type="checkbox"/> Prioritization of services that the hospital facility will undertake to meet health needs in its community		
i <input type="checkbox"/> Other (describe in Part VI)		
7 Did the hospital facility address all of the needs identified in its most recently conducted CHNA? If "No," explain in Part VI which needs it has not addressed and the reasons why it has not addressed such needs	7 Yes	
8a Did the organization incur an excise tax under section 4959 for the hospital facility's failure to conduct a CHNA as required by section 501(r)(3)?	8a	No
b If "Yes" to line 8a, did the organization file Form 4720 to report the section 4959 excise tax?	8b	
c If "Yes" to line 8b, what is the total amount of section 4959 excise tax the organization reported on Form 4720 for all of its hospital facilities? \$ _____		

Part V

Facility Information (continued)

Financial Assistance Policy		Yes	No
9	Did the hospital facility have in place during the tax year a written financial assistance policy that Explained eligibility criteria for financial assistance, and whether such assistance includes free or discounted care?	9	Yes
10	Used federal poverty guidelines (FPG) to determine eligibility for providing free care? If "Yes," indicate the FPG family income limit for eligibility for free care 350 % If "No," explain in Part VI the criteria the hospital facility used	10	Yes
11	Used FPG to determine eligibility for providing discounted care? If "Yes," indicate the FPG family income limit for eligibility for discounted care 350 % If "No," explain in Part VI the criteria the hospital facility used	11	Yes
12	Explained the basis for calculating amounts charged to patients? If "Yes," indicate the factors used in determining such amounts (check all that apply)	12	Yes
a	<input checked="" type="checkbox"/> Income level		
b	<input checked="" type="checkbox"/> Asset level		
c	<input checked="" type="checkbox"/> Medical indigency		
d	<input type="checkbox"/> Insurance status		
e	<input checked="" type="checkbox"/> Uninsured discount		
f	<input checked="" type="checkbox"/> Medicaid/Medicare		
g	<input checked="" type="checkbox"/> State regulation		
h	<input type="checkbox"/> Residency		
i	<input type="checkbox"/> Other (describe in Part VI)		
13	Explained the method for applying for financial assistance?	13	Yes
14	Included measures to publicize the policy within the community served by the hospital facility? If "Yes," indicate how the hospital facility publicized the policy (check all that apply)	14	Yes
a	<input checked="" type="checkbox"/> The policy was posted on the hospital facility's website		
b	<input type="checkbox"/> The policy was attached to billing invoices		
c	<input checked="" type="checkbox"/> The policy was posted in the hospital facility's emergency rooms or waiting rooms		
d	<input checked="" type="checkbox"/> The policy was posted in the hospital facility's admissions offices		
e	<input checked="" type="checkbox"/> The policy was provided, in writing, to patients on admission to the hospital facility		
f	<input checked="" type="checkbox"/> The policy was available upon request		
g	<input type="checkbox"/> Other (describe in Part VI)		
Billing and Collections			
15	Did the hospital facility have in place during the tax year a separate billing and collections policy, or a written financial assistance policy (FAP) that explained actions the hospital facility may take upon non-payment?	15	Yes
16	Check all of the following actions against an individual that were permitted under the hospital facility's policies during the tax year before making reasonable efforts to determine the individual's eligibility under the facility's FAP		
a	<input type="checkbox"/> Reporting to credit agency		
b	<input type="checkbox"/> Lawsuits		
c	<input type="checkbox"/> Liens on residences		
d	<input type="checkbox"/> Body attachments		
e	<input type="checkbox"/> Other similar actions (describe in Section C)		
17	Did the hospital facility or an authorized third party perform any of the following actions during the tax year before making reasonable efforts to determine the individual's eligibility under the facility's FAP? If "Yes," check all actions in which the hospital facility or a third party engaged	17	No
a	<input type="checkbox"/> Reporting to credit agency		
b	<input type="checkbox"/> Lawsuits		
c	<input type="checkbox"/> Liens on residences		
d	<input type="checkbox"/> Body attachments		
e	<input type="checkbox"/> Other similar actions (describe in Section C)		

Part V

Facility Information (continued)

- 18
- Indicate which efforts the hospital facility made before initiating any of the actions listed in line 17 (check all that apply)
- a

☒

Notified individuals of the financial assistance policy on admission
- b

☒

Notified individuals of the financial assistance policy prior to discharge
- c

☒

Notified individuals of the financial assistance policy in communications with the individuals regarding the individuals' bills
- d

☒

Documented its determination of whether individuals were eligible for financial assistance under the hospital facility's financial assistance policy
- e

☐

Other (describe in Section C)

Policy Relating to Emergency Medical Care

		Yes	No
19	Did the hospital facility have in place during the tax year a written policy relating to emergency medical care that requires the hospital facility to provide, without discrimination, care for emergency medical conditions to individuals regardless of their eligibility under the hospital facility's financial assistance policy? If "No," indicate why		
a	<input type="checkbox"/> The hospital facility did not provide care for any emergency medical conditions		
b	<input type="checkbox"/> The hospital facility's policy was not in writing		
c	<input type="checkbox"/> The hospital facility limited who was eligible to receive care for emergency medical conditions (describe in Part VI)		
d	<input type="checkbox"/> Other (describe in Part VI)		

Charges to Individuals Eligible for Assistance under the FAP (FAP-Eligible Individuals)

20	Indicate how the hospital facility determined, during the tax year, the maximum amounts that can be charged to FAP-eligible individuals for emergency or other medically necessary care		
a	<input type="checkbox"/> The hospital facility used its lowest negotiated commercial insurance rate when calculating the maximum amounts that can be charged		
b	<input type="checkbox"/> The hospital facility used the average of its three lowest negotiated commercial insurance rates when calculating the maximum amounts that can be charged		
c	<input type="checkbox"/> The hospital facility used the Medicare rates when calculating the maximum amounts that can be charged		
d	<input checked="" type="checkbox"/> Other (describe in Part VI)		
21	During the tax year, did the hospital facility charge any FAP-eligible individual to whom the hospital facility provided emergency or other medically necessary services more than the amounts generally billed to individuals who had insurance covering such care? If "Yes," explain in Part VI		No
22	During the tax year, did the hospital facility charge any FAP-eligible individual an amount equal to the gross charge for any service provided to that individual? If "Yes," explain in Part VI		No

Section C. Supplemental Information for Part V, Section B. Provide descriptions required for Part V, Section B, lines 1j, 3, 4, 5d, 6i, 7, 10, 11, 12i, 14g, 16e, 17e, 18e, 19c, 19d, 20d, 21, and 22. If applicable, provide separate descriptions for each facility in a facility reporting group, designated by "Facility A," "Facility B," etc.

[illegible]

Part V

Facility Information (continued)

Section D. Other Health Care Facilities That Are Not Licensed, Registered, or Similarly Recognized as a Hospital Facility
(list in order of size, from largest to smallest)

How many non-hospital health care facilities did the organization operate during the tax year? 1

Name and address	Type of Facility (describe)
1 SANTA MONICA WILSHIRE IMAGING 2200-2202 WILSHIRE BLVD SANTA MONICA, CA 90404	OUTPAT/IMAGING CTR
2	
3	
4	
5	
6	
7	
8	
9	
10	

Part VI

Supplemental Information

Provide the following information

- 1
- Required descriptions.** Provide the descriptions required for Part I, lines 3c, 6a, and 7, Part II and Part III, lines 2, 3, 4, 8 and 9b
- 2
- Needs assessment.** Describe how the organization assesses the health care needs of the communities it serves, in addition to any CHNAs reported in Part V, Section B
- 3
- Patient education of eligibility for assistance.** Describe how the organization informs and educates patients and persons who may be billed for patient care about their eligibility for assistance under federal, state, or local government programs or under the organization's financial assistance policy
- 4
- Community information.** Describe the community the organization serves, taking into account the geographic area and demographic constituents it serves
- 5
- Promotion of community health.** Provide any other information important to describing how the organization's hospital facilities or other health care facilities further its exempt purpose by promoting the health of the community (e g , open medical staff, community board, use of surplus funds, etc)
- 6
- Affiliated health care system.** If the organization is part of an affiliated health care system, describe the respective roles of the organization and its affiliates in promoting the health of the communities served
- 7
- State filing of community benefit report.** If applicable, identify all states with which the organization, or a related organization, files a community benefit report

Form and Line Reference	Explanation
REQUIRED DESCRIPTIONS	<p>PART I, LINE 3C N/A PART I, LINE 6A THE COMMUNITY BENEFIT REPORT IS SUBMITTED TO THE STATE OF CALIFORNIA AND CITY OF SANTA MONICA AND IS AVAILABLE UPON REQUEST THE REPORT WILL ALSO BE DISCUSSED DURING A COMMUNITY MEETING OPEN TO THE PUBLIC HELD AS PART OF THE COMMUNITY NEEDS ASSESSMENT SAINT JOHN'S HEALTH CENTER ALSO PLACES THE COMMUNITY BENEFIT REPORT ON ITS WEBSITE PART I, LINE 7G SAINT JOHN'S HEALTH CENTER PROVIDES 12 PROGRAMS REPORTED AS SUBSIDIZED HEALTH SERVICES THERE IS ONE MEDICAL DIRECTOR (ALSO A PHYSICIAN) AND FOUR OTHER PHYSICIANS ASSOCIATED WITH SUBSIDIZED HEALTH SERVICES AND TOTAL CONTRIBUTABLE AMOUNT IS \$543,099 ALL SERVICES ARE MEETING IDENTIFIED COMMUNITY HEALTH NEEDS, AND THAT NEED IS VERIFIED IN THE MOST RECENT COMMUNITY HEALTH NEEDS ASSESSMENT PERFORMED IN 2013 PART I, LINE 7, COLUMN F BAD DEBT EXPENSE IS NOT INCLUDED IN THE DENOMINATOR PART I, LINE 7 CHARITY CARE AND OTHER COMMUNITY BENEFIT COSTS ARE CALCULATED BASED ON THE COSTING METHODOLOGY AND DO NOT INCLUDE BAD DEBT EXPENSES OR NON-PATIENT CARE ACTIVITY REVENUE PART II OUR COMMUNITY BUILDING EXPENSES ARE THOSE IDENTIFIED IN OUR COMMUNITY NEEDS ASSESSMENT AS CONTRIBUTING TO THE HEALTH OF THE COMMUNITY, BUT NOT DIRECTLY PROVIDING HEALTH SERVICES THE NEEDS ASSESSMENT IS VALIDATED BY OUR COMMUNITY ADVISORY COMMITTEE WHICH REVIEWS EACH ASSESSMENT AND COLLABORATES ON THE SELECTION OF PRIORITIZED NEEDS PART III, LINE 2 THE ALLOWANCE FOR BAD DEBT IS BASED UPON THE ASSESSMENT OF HISTORICAL AND EXPECTED NET COLLECTIONS CONSIDERING BUSINESS AND ECONOMIC CONDITIONS, TRENDS IN HEALTH CARE COVERAGE, AND OTHER COLLECTION INDICATORS THE BAD DEBT ALLOWANCE IS CALCULATED AS A PERCENTAGE OF PATIENT RECEIVABLES AFTER DEDUCTIONS FOR ESTIMATED PROVISIONS FOR CONTRACTUAL ADJUSTMENTS (DISCOUNTS) ON SERVICES PROVIDED TO ENROLLEES OF MEDICARE, MEDICAID, THIRD-PARTY PAYOR PROGRAMS, CHARITY CARE, UNINSURED DISCOUNTS, AND OTHER ADMINISTRATIVE ADJUSTMENTS THE BAD DEBT EXPENSE REPORTED ON PART III, LINE 2 IS AT COST THE COST TO CHARGE RATIO USED TO CALCULATE BAD DEBT AT COST WAS DERIVED FROM WORKSHEET 2, IN THE SCHEDULE H, FORM 990 INSTRUCTIONS PART III, LINE 4 THE ALLOWANCE FOR BAD DEBT IS BASED UPON THE ASSESSMENT OF HISTORICAL AND EXPECTED NET COLLECTIONS CONSIDERING BUSINESS AND ECONOMIC CONDITIONS, TRENDS IN HEALTH CARE COVERAGE, AND OTHER COLLECTION INDICATORS THE BAD DEBT ALLOWANCE IS CALCULATED AS A PERCENTAGE OF PATIENT RECEIVABLES AFTER DEDUCTIONS FOR ESTIMATED PROVISIONS FOR CONTRACTUAL ADJUSTMENTS (DISCOUNTS) ON SERVICES PROVIDED TO ENROLLEES OF MEDICARE, MEDICAID, THIRD-PARTY PAYOR PROGRAMS, CHARITY CARE, UNINSURED DISCOUNTS, AND OTHER ADMINISTRATIVE ADJUSTMENTS THE FOLLOWING IS THE TEXT OF THE FOOTNOTE TO THE ORGANIZATIONS FINANCIAL STATEMENTS THAT DESCRIBE THE BAD DEBT ALLOWANCE AND BAD DEBT EXPENSE THE ALLOWANCE FOR UNCOLLECTIBLE ACCOUNTS IS BASED UPON MANAGEMENT'S ASSESSMENT OF HISTORICAL AND EXPECTED NET COLLECTIONS CONSIDERING THE BUSINESS AND GENERAL ECONOMIC CONDITION IN ITS SERVICE AREA, TRENDS IN HEALTH CARE COVERAGE, AND OTHER COLLECTION INDICATORS THROUGHOUT THE YEAR, MANAGEMENT ASSESSES THE ADEQUACY OF THE ALLOWANCE FOR UNCOLLECTIBLE ACCOUNTS BASED UPON HISTORICAL COLLECTION EXPERIENCE BY PAYOR CATEGORY AND OTHER FACTORS THE RESULTS OF THESE REVIEWS ARE THEN USED TO MAKE ANY MODIFICATIONS TO THE PROVISION FOR UNCOLLECTIBLE ACCOUNTS TO ESTABLISH AN APPROPRIATE ALLOWANCE FOR UNCOLLECTIBLE ACCOUNTS THE ALLOWANCE FOR UNCOLLECTIBLE ACCOUNTS INCLUDES A RESERVE FOR BOTH UNINSURED PATIENTS AND BALANCE AFTER INSURANCE ACCOUNTS RECEIVABLE THE ORGANIZATION HAS A FINANCIAL ASSISTANCE PROGRAM THAT PROVIDES PATIENTS OPPORTUNITIES TO APPLY FOR FREE OR DISCOUNTED CARE OR TO BE ENROLLED IN A GOVERNMENT SPONSORED MEDICAL CARE PROGRAM THE PROCESS INCLUDES IDENTIFYING PATIENTS WITH A FINANCIAL CONCERN AND PROVIDING FINANCIAL COUNSELING AND ASSISTANCE IN APPLYING FOR THE ORGANIZATION'S CHARITY CARE AND OTHER FINANCIAL ASSISTANCE PROGRAMS CERTAIN PATIENT ACCOUNTS ARE WRITTEN OFF TO BAD DEBT BECAUSE THE ORGANIZATION DOES NOT HAVE SUFFICIENT INFORMATION TO DETERMINE IF THE PATIENT WOULD QUALIFY FOR FREE CARE OR FINANCIAL AID THEREFORE, IT IS POSSIBLE THAT SOME BAD DEBT IS ACTUALLY CHARITY CARE HOWEVER, IF A PATIENT ACCOUNT IS WRITTEN OFF TO BAD DEBT AND THE COLLECTION AGENCY LATER DETERMINES THAT THE PATIENT WOULD HAVE QUALIFIED FOR FREE CARE OR FINANCIAL AID, THEN THE BAD DEBT EXPENSE IS RECLASSIFIED TO CHARITY CARE PART III, LINE 8 THE ORGANIZATION BELIEVES THAT AT LEAST SOME PORTION OF THE COSTS WE INCUR IN EXCESS OF PAYMENTS RECEIVED FROM THE FEDERAL GOVERNMENT FOR PROVIDING MEDICAL SERVICES TO MEDICARE ENROLLEES AND BENEFICIARIES UNDER THE FEDERAL MEDICARE PROGRAM (SHORTFALL OR MEDICARE SHORTFALL) CONSTITUTES A COMMUNITY BENEFIT PROVIDING THESE SERVICES CLEARLY LESSENS THE BURDENS OF THE GOVERNMENT BY ALLEVIATING THE FEDERAL GOVERNMENT FROM HAVING TO DIRECTLY PROVIDE THESE MEDICAL SERVICES AS DEMONSTRATED AND CALCULATED ON FORM 990, SCHEDULE H, PART III, LINES 5, 6 AND 7, OUR MEDICARE "ALLOWABLE COSTS" CLEARLY EXCEED THE PAYMENTS WE RECEIVE FOR PROVIDING THESE MEDICAL SERVICES UNDER THE MEDICARE PROGRAM BY ABSORBING THE MEDICARE SHORTFALL COSTS WE ARE PROVIDING A COMMUNITY BENEFIT AS WELL AS EASING THE BURDEN OF THE FEDERAL GOVERNMENT HAVING TO COVER THESE COSTS TO ARRIVE AT THE FORM 990, SCHEDULE H, PART III, LINE 6 AMOUNT WE USED ACTUAL MEDICARE CHARGES FROM INTERNAL RECORDS AND APPLIED AN ESTIMATED COST TO CHARGE RATIO TO DETERMINE THE MEDICARE ALLOWABLE COSTS THE ESTIMATED MEDICARE COST TO CHARGE RATIO IS THE PRIOR PERIOD MEDICARE COST REPORT COST TO CHARGE RATIO PART III, LINE 9B SAINT JOHN'S HEALTH CENTER HAS BILLING AND COLLECTION PRACTICES IN PLACE THAT TAKE INTO ACCOUNT EACH PATIENT'S ABILITY TO PAY, AND THAT DEMONSTRATE OUR CORE VALUE OF RESPECT WE WORK WITH EACH PATIENT TO HELP THEM UNDERSTAND THEIR FINANCIAL RESPONSIBILITY FOR CARE RECEIVED, FINANCIAL ASSISTANCE AVAILABLE TO THEM, AND TO ESTABLISH PAYMENT PROGRAMS AN INTEGRAL COMPONENT OF OUR MISSION IS TO BE GOOD FINANCIAL STEWARDS THIS REQUIRES US TO DETERMINE WHICH PATIENTS ARE IN NEED OF CHARITY CARE AND WHICH ARE ABLE TO CONTRIBUTE SOME PAYMENT FOR CARE RECEIVED THIS BALANCE ENABLES US TO CONTINUE TO PROVIDE CHARITY CARE TO THOSE WHO NEED IT MOST, AND TO ENSURE THAT WE WILL BE HERE WHEN PEOPLE NEED US SAINT JOHN'S HEALTH CENTER NOTIFIES PATIENTS OF FINANCIAL ASSISTANCE POLICY UPON ADMISSION, DISCHARGE AND IN COMMUNICATION REGARDING PATIENT BILLS PATIENTS ARE CONTACTED MULTIPLE TIMES ABOUT UNPAID BALANCES PRIOR TO INITIATING ANY COLLECTION ACTION IF A PATIENT IS DETERMINED TO BE ELIGIBLE FOR FINANCIAL ASSISTANCE AT ANY TIME DURING THE COLLECTION PROCESS, THE ACCOUNT IS RECLASSIFIED AS FINANCIAL ASSISTANCE AND DEBT COLLECTION EFFORTS ARE CEASED IN 2013, SAINT JOHN'S HEALTH CENTER PROVIDED A TOTAL OF \$3,469,152 IN TRADITIONAL CHARITY CARE AND \$3,742,540 UNPAID COST OF MEDICAID NEEDS ASSESSMENT AS PART OF OUR CORE VALUE OF RESPONSE TO NEED, WE TAKE STEPS TO DETERMINE WHERE THERE IS THE MOST NEED IN ORDER TO PROVIDE THE GREATEST GOOD SAINT JOHN'S HEALTH CENTER HAS REGULARLY PARTICIPATED IN NEEDS ASSESSMENT SURVEYS TO IDENTIFY THE ONGOING AND CHANGING NEEDS OF THE COMMUNITY THE MOST RECENT SURVEY WAS CONDUCTED IN 2013 THIS ASSESSMENT STUDIES A DEFINED COMMUNITY SERVED BY SAINT JOHN'S HEALTH CENTER, AND IS DONE BY PARTNERING WITH LOCAL GOVERNMENT AND SOCIAL AGENCIES, COMBINING EFFORTS WITH OTHER LOCAL HOSPITALS AND HEALTH CARE ORGANIZATIONS, AND CONDUCTING SURVEYS AND ASSESSMENTS WITH THE ASSISTANCE OF OUTSIDE CONSULTANTS WE ALSO CONTINUOUSLY ASSESS THE NEEDS OF THE COMMUNITY THROUGH CLOSE WORKING RELATIONSHIPS AND PARTNERSHIPS WITH SERVICE AGENCIES IN THE COMMUNITY, AND BY EVALUATING STATE AND COUNTY HEALTH STATISTICS SAINT JOHN'S HEALTH CENTER MAKES THE ENTIRE COMMUNITY NEEDS ASSESSMENT AVAILABLE ON REQUEST THE NEEDS ASSESSMENT IS VALIDATED BY SAINT JOHN'S COMMUNITY ADVISORY COMMITTEE, COMPOSED OF MEMBERS OF LOCAL COMMUNITY BASED ORGANIZATIONS, AND LOCAL GOVERNMENTAL AGENCIES BASED ON 2013 NEEDS ASSESSMENT SURVEY, SAINT JOHN'S HEALTH CENTER CHOSE THE FOLLOWING NEEDS AS PRIORITIZED NEEDS - MENTAL HEALTH SERVICES - INEBRIATED HOMELESS PATIENTS IN THE EMERGENCY DEPARTMENT - ACCESS TO AFFORDABLE AND CONVENIENT PRIMARY AND SPECIALTY CARE - HEALTH EDUCATION AND WELLNESS PROMOTION SAINT JOHN'S CHOSE THESE AREAS BECAUSE THEY WERE THE MOST FREQUENTLY MENTIONED BY SURVEY RESPONDENTS, RESPONSES CAN BE TARGETED TO THE AREAS OF GREATEST NEED, AND BECAUSE IN EACH OF THESE AREAS THERE IS A STRUCTURED COLLABORATION IN PLACE THAT CAN FACILITATE EFFECTIVE ACTION STRUCTURED COLLABORATION IN PLACE THAT CAN FACILITATE EFFECTIVE ACTION</p>
PATIENT EDUCATION OF ELIGIBILITY FOR ASSISTANCE	<p>SAINT JOHN'S HEALTH CENTER TREATS PATIENTS WITH RESPECT AND DIGNITY REGARDLESS OF THEIR ABILITY TO PAY SAINT JOHN'S HEALTH CENTER HAS A WRITTEN FINANCIAL ASSISTANCE POLICY THAT EXPLAINS ELIGIBILITY CRITERIA FOR FINANCIAL ASSISTANCE AT VARIOUS LEVELS, INCLUDING A 100% DISCOUNT, AND IS BASED ON FEDERAL POVERTY GUIDELINES WE WORK WITH PATIENTS TO HELP THEM UNDERSTAND THEIR FINANCIAL RESPONSIBILITY FOR CARE RECEIVED, FINANCIAL ASSISTANCE AVAILABLE TO THEM, AND TO ESTABLISH PAYMENT PROGRAMS IN DEMONSTRATION OF OUR CORE VALUE OF RESPECT AS PART OF OUR RESPONSIBILITY TO EDUCATE, WE INFORM OUR PATIENTS AND THEIR FAMILIES OF THE AVAILABILITY OF ASSISTANCE, INCLUDING GOVERNMENT PROGRAMS WE COMMUNICATE THIS IN A VARIETY OF WAYS TO ENSURE THAT MESSAGES REACH MULTIPLE AUDIENCES BEFORE, DURING AND/OR AFTER ADMISSION, WE ENCOURAGE OUR SELF PAY PATIENTS TO VISIT WITH A FINANCIAL COUNSELOR TO DISCUSS QUALIFICATIONS FOR FINANCIAL ASSISTANCE THE FINANCIAL COUNSELOR WORKS WITH THE PATIENT TO COMPLETE A FINANCIAL ASSISTANCE FORM TO DETERMINE THE LEVEL OF DISCOUNT FOR WHICH THE PATIENT MAY BE ELIGIBLE WE POST FINANCIAL ASSISTANCE INFORMATION IN EMERGENCY AND ADMISSIONS AREAS, ON BILLINGS INVOICES, IN VARIOUS AREAS AROUND THE HOSPITAL AND CLINIC SITES AND ON THE HOSPITAL WEBSITE WE PROVIDE WRITTEN MATERIALS TO PATIENTS THAT DETAIL OUR FINANCIAL ASSISTANCE POLICY AND HOW IT IS ADMINISTERED THIS COVERS ELIGIBILITY, STEPS TO FOLLOW TO DETERMINE IF A PATIENT QUALIFIES FOR ASSISTANCE, TYPICAL CHARGES A PATIENT MAY EXPECT FOR ROUTINE PROCEDURES, AND ASSISTANCE AVAILABLE BASED ON A PATIENT'S INCOME LEVEL WE PROVIDE MATERIALS AND EDUCATION WHEN PATIENTS ARE DISCHARGED, AND INCLUDE INFORMATION IN BILLING STATEMENTS, INCLUDING PHONE NUMBERS AND OTHER METHODS TO CONTACT US WITH QUESTIONS WE ENSURE THAT OUR FINANCIAL COUNSELORS, ADMISSION EMPLOYEES, SOCIAL WORKERS AND OTHER EMPLOYEES UNDERSTAND OUR POLICIES TO BE ABLE TO ASSIST PATIENTS IN THE MOST APPROPRIATE WAY</p>

Form and Line Reference	Explanation
COMMUNITY INFORMATION	<p>SAINT JOHN'S HEALTH CENTER DETERMINED OUR COMMUNITY BY REVIEWING THE ADDRESSES REPORTED BY OUR PATIENTS 78% USED A ZIP CODE WITHIN THE SERVICE PLANNING AREA (SPA)5 A SERVICE PLANNING AREA, OR SPA, IS A SPECIFIC GEOGRAPHIC REGION WITHIN LOS ANGELES COUNTY DUE TO THE LARGE SIZE OF LA COUNTY (4,300 SQUARE MILES), IT HAS BEEN DIVIDED INTO 8 GEOGRAPHIC AREAS THESE DISTINCT REGIONS ALLOW THE DEPARTMENT OF PUBLIC HEALTH TO DEVELOP AND PROVIDE MORE RELEVANT PUBLIC HEALTH AND CLINICAL SERVICES TARGETED TO THE SPECIFIC HEALTH NEEDS OF THE RESIDENTS IN THESE DIFFERENT AREAS BELOW ARE THE ZIP CODES IN SPA 5 ZIP CODE COMMUNITY NAME -90272 PACIFIC PALISADES -90049 LOS ANGELES (BRENTWOOD/BEL AIR)-90403 SANTA MONICA - CENTRAL -90066 LOS ANGELES (MAR VISTA) -90025 LOS ANGELES (WEST LA/SAWTELLE) -90405 LOS ANGELES (SOUTH -90404 SANTA MONICA - CENTRAL -90064 LOS ANGELES (CHEVIOT HILLS/RANCHO PARK) -90402 SANTA MONICA - NORTH -90291 VENICE -90292 MARINA DEL REY -90265 MALIBU -90230 CULVER CITY -90024 LOS ANGELES (WESTWOOD) -90034 LOS ANGELES (PALMS) -90045 LOS ANGELES (WESTCHESTER) -90401 SANTA MONICA -WEST -90210 BEVERLY HILLS - 90232 CULVER CITY -90293 PLAYA DEL REY -90077 LOS ANGELES (BEL AIR/BEVERLY GLEN) -90035 LOS ANGELES (WEST FAIRFAX) -90245 EL SEGUNDO -90290 TOPANGA -90094 LOS ANGELES (PLAYA VISTA) -90212 BEVERLY HILLS -90067 LOS ANGELES (CENTURY CITY) - 90056 LOS ANGELES (LADERA HEIGHTS) -90211 BEVERLY HILLS -90263 MALIBU FOLLOWING ARE THE HOSPITALS PHYSICALLY LOCATED IN SPA 5 BROTTMAN MEDICAL CENTER 90231 KAISER FOUNDATION HOSPITAL 90034 MIRACLE MILE MEDICAL CENTER 90036 OLYMPIA MEDICAL CENTER 90036 KINDRED HOSPITAL 90056 CENTURY CITY DOCTOR'S HOSPITAL 90067 RONALD REAGAN UCLA MEDICAL CENTER 90095 UCLA MEDICAL CENTER 90095 MARIAN DEL REY HOSPITAL 90291 SAINT JOHN'S HEALTH CENTER IS LOCATED IN ZIP CODE 90404, IN THE CITY OF SANTA MONICA A VARIETY OF DEMOGRAPHIC AND HEALTH INFORMATION WAS GATHERED FROM BOTH PRIMARY AND SECONDARY SOURCES FOR OUR MOST RECENT COMMUNITY NEEDS ASSESSMENT CONDUCTED IN 2013 SECONDARY DATA FOR SAINT JOHN'S COMMUNITY HEALTH NEEDS ASSESSMENT INVOLVED COLLECTION AND ANALYSIS OF DEMOGRAPHIC AND HEALTH STATUS INFORMATION FOR SPA 5 THE FOLLOWING TYPES OF INFORMATION WERE USED LOCAL HEALTH DEPARTMENT INDICATORS OF HEALTH STATUS, CITY REPORTS OF HEALTH AND DEVELOPMENT ASSESSMENT, HOMELESS COUNTS, POPULATION, DEATH STATISTICS, DESIGNATED HEALTH PROFESSIONAL SHORTAGE AREAS, LARGE SCALE TELEPHONE SURVEYS DESIGNED TO MEASURE HEALTH ACCESS, UTILIZATION OF HEALTH SERVICES AND HEALTH BEHAVIORS THE SECOND PHASE OF THE NEEDS ASSESSMENT WAS QUALITATIVE PRIMARY RESEARCH TELEPHONE, ONLINE AND IN-PERSON SURVEYS WITH REPRESENTATIVES FROM PUBLIC AND PRIVATE COMMUNITY ORGANIZATIONS WERE CONDUCTED RESPONDENTS WERE ASKED TO INDICATE HOW THEY WANTED TO PROVIDE FEEDBACK THIS WAS SELECTED AS AN EFFICIENT, CONVENIENT AND COST EFFECTIVE WAY TO GAIN UNDERSTANDING OF IMPORTANT HEALTH ISSUES AND POTENTIAL OPPORTUNITIES TO COLLABORATE SOURCES OF DATA AND DATES LOS ANGELES COUNTY DEPARTMENT OF PUBLIC HEALTH -KEY INDICATORS OF HEALTH, 2013 -HEALTH SURVEY, 2011 -REPORTABLE DISEASES, 2012 CALIFORNIA DEPARTMENT OF PUBLIC HEALTH -OFFICE OF STATEWIDE HEALTH AND DEVELOPMENT MARKET SERVICE STUDY AREAS, 2012 LOS ANGELES ECONOMIC ROUNDTABLE -HOSPITAL TO HOME TRIAGE TOOL II FOR IDENTIFYING HOMELESS PATIENTS IN CRISIS, 2012 THE CITY OF SANTA MONICA - YOUTH WELLBEING REPORT CARD, 2013 LOS ANGELES HOMELESS SERVICES AUTHORITY - GREATER LOS ANGELES HOMELESS COUNT, 2013 TRUVEN HEALTH ANALYTICS, 2013 UCLA CENTER FOR POLICY RESEARCH, 2011 UNITED STATES DEPARTMENT OF HEALTH AND HUMAN SERVICES -HEALTH INFORMATION EXCHANGE, 2013 CENTERS FOR DISEASE CONTROL, 2011 US DEPARTMENT OF COMMERCE, CENSUS -QUICK FACTS 2013 SAINT JOHN'S USED THE KEY DETERMINANTS OF HEALTH IN SPA 5 AND COMPARED THEM WITH THOSE OF THE COUNTY OF LOS ANGELES, THE STATE OF CALIFORNIA AND/OR THE USA THOSE DETERMINANTS ARE -DEMOGRAPHICS -SOCIAL DETERMINANTS -PHYSICAL DETERMINANTS -PARENTING PRACTICES -HEALTH STATUS -ACCESS TO CARE - PREVENTIVE SERVICES -HEALTH BEHAVIORS -HEALTH OUTCOMES BASED ON LOS ANGELES DEPARTMENT OF PUBLIC HEALTH KEY INDICATORS OF HEALTH, MARCH 2013, THE TOTAL POPULATION IN SPA 5 IS 637,129 ADDITIONAL INFORMATION ON SERVICE PLANNING AREA 5 IS SUMMARIZED AS FOLLOWING -THE MAJORITY OF RESIDENTS ARE WHITE (65.4 PERCENT) APPROXIMATELY 15.7 PERCENT OF RESIDENTS ARE HISPANIC, 13.0 PERCENT ARE ASIAN/PACIFIC ISLANDER, 5.8 PERCENT ARE BLACK, AND 0.1 PERCENT ARE OF OTHER RACES OR TWO OR MORE RACES -AMONG PERSONS AGE 5 YEARS AND OLDER IN THE SERVICE AREA, 83.4 PERCENT SPEAK ENGLISH AT HOME, 6.9 PERCENT SPEAK SPANISH, 3.3 PERCENT AN ASIAN OR PACIFIC ISLAND LANGUAGE, AND 6.4 PERCENT OTHER LANGUAGES -AMONG PERSONS 25 YEARS AND OLDER LIVING IN THE SERVICE AREA, 6.7 PERCENT HAVE LESS THAN A HIGH SCHOOL EDUCATION (NO HIGH SCHOOL DIPLOMA), 11.9 PERCENT ARE HIGH SCHOOL GRADUATES, 25 PERCENT HAVE COMPLETED SOME COLLEGE (NO DEGREE), AND 56.4 PERCENT HAVE COLLEGE, GRADUATE OR PROFESSIONAL DEGREES -33.5 PERCENT REPORTED EXCELLENT HEALTH STATUS, 32.2 PERCENT REPORTED VERY GOOD, 10.2 PERCENT FAIR AND 1.1 PERCENT POOR -CHILDREN AGES 0-17 YEARS 3.0 PERCENT WHO ARE UNINSURED, 28.4 PERCENT WHO DO NOT HAVE DENTAL INSURANCE, 4.5 PERCENT WHO HAVE DIFFICULTY ACCESSING MEDICAL CARE ADULTS AGES 18-64 YEARS 12.7 PERCENT WHO ARE UNINSURED, 39.4 PERCENT WHO DO NOT HAVE DENTAL INSURANCE, 17.0 PERCENT WHO HAVE DIFFICULTY ACCESSING MEDICAL CARE -8.5 PERCENT OF CHILDREN AGES 3-17 YEARS WHO DID NOT OBTAIN DENTAL CARE (INCLUDING CHECK-UPS) IN THE PAST YEAR BECAUSE THEY COULD NOT AFFORD IT 19.4 PERCENT OF ADULTS WHO DID NOT OBTAIN DENTAL CARE (INCLUDING CHECK-UPS) IN THE PAST YEAR BECAUSE THEY COULD NOT AFFORD IT 7.8 PERCENT OF CHILDREN AGES 3-17 YEARS WHO TRIED TO GET MENTAL OR BEHAVIORAL HEALTH CARE IN THE PAST YEAR 10.6 PERCENT OF ADULTS WHO TRIED TO GET MENTAL HEALTH CARE IN THE PAST YEAR 9.8 PERCENT OF ADULTS WHO DID NOT OBTAIN NEEDED PRESCRIPTION MEDICATION IN THE PAST YEAR BECAUSE THEY COULD NOT AFFORD IT -35.8 PERCENT OF MEN AGES 45 OR OLDER AND WOMEN 55 YEARS OR OLDER WHO TAKE ASPIRIN DAILY OR EVERY OTHER DAY FOR THEIR HEART 74.6 PERCENT OF WOMEN 65 YEARS OR OLDER WHO HAVE EVER BEEN SCREENED FOR OSTEOPOROSIS -85.2 PERCENT OF ALL LIVE BIRTHS WHERE MOTHER RECEIVED PRENATAL CARE DURING THE 1ST TRIMESTER 83.5 PERCENT OF WOMEN AGES 18-65 YEARS WHO HAD A PAP SMEAR WITHIN THE PAST 3 YEARS 82.5 PERCENT OF WOMEN AGES 50-74 YEARS WHO HAD A MAMMOGRAM WITHIN THE PAST 2 YEARS -72.3 PERCENT OF ADULTS AGES 50-74 YEARS WHO HAVE BEEN SCREENED FOR COLON CANCER (BLOOD IN STOOL IN PAST YEAR OR SIGMOIDOSCOPY IN THE PAST 5 YEARS OR COLONOSCOPY IN THE PAST 10 YEARS) -61.5 PERCENT OF GIRLS AGES 13-17 YEARS VACCINATED (AT LEAST ONE DOSE) FOR HUMAN PAPILLOMAVIRUS (HPV) 31.0 PERCENT OF ADULTS 18-64 YEARS OR OLDER VACCINATED FOR INFLUENZA IN THE PAST YEAR 70.1 PERCENT OF ADULTS 65 YEARS OR OLDER VACCINATED FOR INFLUENZA IN THE PAST YEAR 64.1 PERCENT OF ADULTS AGES 65 YEARS OR OLDER EVER VACCINATED FOR PNEUMONIA -16.5 PERCENT OF ADULTS WHO BINGE DRINK (MEN WHO HAD 5 OR MORE ALCOHOLIC DRINKS, WOMEN 4 OR MORE, ON AT LEAST ONE OCCASION IN THE PAST 30 DAYS) 3.5 PERCENT OF ADULTS WHO MISUSED PRESCRIPTION DRUGS IN THE PAST YEAR -88.4 PERCENT OF CHILDREN AGES 2-17 YEARS WHO EAT BREAKFAST DAILY 22.1 PERCENT OF ADULTS WHO CONSUME FIVE OR MORE SERVINGS OF FRUITS AND VEGETABLES A DAY 27.8 PERCENT OF ADULTS WHO EAT FAST FOOD AT LEAST ONCE A WEEK 31.6 PERCENT OF CHILDREN WHO EAT FAST FOOD AT LEAST ONCE A WEEK 21.9 PERCENT OF CHILDREN WHO DRINK AT LEAST ONE SODA OR SWEETENED DRINK A DAY 9.7 PERCENT OF ADULTS WHO SMOKE CIGARETTES -15.3 PERCENT OF CHILDREN IN GRADES 5, 7, & 9 WHO ARE OBESE (BMI ABOVE THE 95TH PERCENTILE) 9.8 PERCENT OF ADULTS WHO ARE OBESE (BMI > 30.0) 33.5 PERCENT OF ADULTS WHO ARE OVERWEIGHT (25 < BMI < 30.0) 5.5 PERCENT OF ADULTS EVER DIAGNOSED WITH DIABETES DIABETES DEATH RATE (AGE-ADJUSTED PER 100,000 POPULATION) IS 9.3 PERCENT 17.1 PERCENT OF ADULTS EVER DIAGNOSED WITH HYPERTENSION 24.8 PERCENT OF ADULTS EVER DIAGNOSED WITH HIGH CHOLESTEROL - RATE OF BIRTHS (PER 1,000 LIVE BIRTHS) TO TEENS AGES 15-19 YEARS IS 6 PERCENT RATE OF LOW WEIGHT (2,500 GRAMS) BIRTHS (PER 1,000 LIVE BIRTHS) IS 6.8 PERCENT OF LOW WEIGHT (<2,500 GRAMS) AFRICAN-AMERICAN BIRTHS (PER 100 LIVE BIRTHS) IS 9.4 INFANT DEATH RATE (PER 1,000 LIVE BIRTHS) IS 3.2 -17.7 PERCENT OF ADULTS DIAGNOSED WITH ARTHRITIS, 24.9 PERCENT OF WOMEN 65 YEARS OR OLDER DIAGNOSED WITH OSTEOPOROSIS -SUICIDE RATE (AGE-ADJUSTED PER 100,000 POPULATION) IS 10.6 PERCENT RATE OF UNINTENTIONAL DRUG-RELATED (INCLUDES ALCOHOL) DEATH CRASHES (AGE-ADJUSTED PER 100,000 POPULATION) IS 5.7 PERCENT 13.4 PERCENT OF ADULTS EVER DIAGNOSED WITH DEPRESSION 10.3 PERCENT OF ADULTS WITH CURRENT DEPRESSION 7.6 PERCENT OF ADULTS WITH CURRENT ANXIETY ALZHEIMER'S DISEASE DEATH RATE (AGE-ADJUSTED PER 100,000 POPULATION) IS 24 PERCENT LEADING CAUSES OF DEATH AND PRE</p>
COMMUNITY BUILDING ACTIVITIES	<p>WE EXTEND OUR CARE BEYOND OUR HOSPITAL'S WALLS IN ORDER TO IMPROVE THE HEALTH OF OUR COMMUNITY OUR COMMUNITY BUILDING ACTIVITIES DEMONSTRATE THIS COMMITMENT DURING THIS YEAR, OUR COMMUNITY BUILDING ACTIVITIES INCLUDED ENVIRONMENTAL STEWARDSHIP, PRESENTATIONS TO EDUCATIONAL PROFESSIONAL BY CHILD & FAMILY DEVELOPMENT CENTER MENTAL HEALTH PROVIDERS, PARTICIPATION IN THE FAITH COMMITTEE OF THE WESTSIDE SHELTER & HUNGER COALITION WE ARE AN IMPORTANT PART OF OUR COMMUNITY AND SERVE IN MANY WAYS, FROM DELIVERING CORE HEALTH CARE TO PREVENTIVE CARE TO SUPPORT OF OTHER CIVIC GROUPS IN 2013, WE PROVIDED \$10,800,245, INCLUDING TRADITIONAL CHARITY CARE AND THE UNPAID COST OF MEDICAID OUR EXECUTIVES SERVE ON THE BOARDS OF MANY LOCAL NON PROFIT AGENCIES THROUGHOUT THE COMMUNITY AND OUR BOARD OF DIRECTORS REPRESENTS MEDICAL AND BUSINESS PROFESSIONALS, AND ALL PROVIDE HOURS OF SERVICE IN SUPPORT OF OUR HOSPITAL THEY ARE DEEPLY INVOLVED IN OUR NEEDS ASSESSMENT PROCESS, BUILDING PROGRAMS AND SERVICES, AND COMMUNITY OUTREACH TO ENSURE THAT PEOPLE KNOW ABOUT SERVICES AVAILABLE TO THEM THROUGH OUR HOSPITAL WHEN SAINT JOHN'S HAS EXCESS REVENUE OVER OPERATING EXPENSES, WE USE THOSE FUNDS TO OBTAIN CURRENT HEALTH CARE TECHNOLOGIES AND EQUIPMENT, IMPROVE PATIENT CARE, PROVIDE MEDICAL TRAINING EDUCATION AND RESEARCH, AND TO EXPAND ACCESS TO POINTS OF CARE THESE INVESTMENTS ENSURE WE'LL BE HERE TO CARE FOR FUTURE GENERATIONS WE HAVE AN OPEN MEDICAL STAFF, WE PROVIDE SEVERAL EDUCATIONAL EVENTS DESIGNED TO PROMOTE HEALTHY BEHAVIORS, AND ACCESS TO MEDICAL CARE, AND CONTINUE TO DONATE UNUSED SUPPLIES TO NON PROFIT CORPORATIONS IN THE COMMUNITY AND THOSE THAT SERVE INTERNATIONAL NEEDS WE ALSO SUPPORT OUR EMPLOYEES IN VOLUNTEERING FOR COMMUNITY ORGANIZATIONS, INCLUDING SERVING ON COMMUNITY BOARDS, AND PROVIDE OPPORTUNITIES FOR THEM TO SUPPORT CAUSES THROUGH HOSPITAL EVENTS SUCH AS AUTISM ADVISORY BOARD CALIFORNIA PROFESSIONAL SOCIETY ON THE ABUSE OF CHILDREN (CAPSAC) CALIFORNIA STATE COLLEGE, LOS ANGELES CHILD ABUSE PROFESSIONAL PROVIDERS ASSOCIATION (CAPP) CLARE FOUNDATION HOSPITAL ASSOCIATION OF SOUTHERN CALIFORNIA INTERAGENCY COUNCIL ON ABUSE AND NEGLECT (ICAN) INSTITUTE OF CONTEMPORARY PSYCHOLOGY JOHN ADAMS MIDDLE SCHOOL STUDENT SUCCESS TEAM MEETINGS LOS ANGELES UNIFIED SCHOOL DISTRICT (LAUSD) LOS ANGELES SERVICE AREA 5 PROVIDER ADVISORY COMMITTEE LOS ANGELES COUNTY DEPARTMENT OF MENTAL HEALTH NETWORKING MEETINGS LOS ANGELES UNITED SCHOOL DISTRICT FAIR FOR PARENTS OF DEAF AND HARD OF HEARING CHILDREN LOS ANGELES CHAPTER OF THE HEARING LOSS ASSOCIATION LIFELONG LEARNING COMMUNITY PARTNERSHIP LINCOLN SCHOOL COUNSELOR MEETINGS MCKINLEY ELEMENTARY SCHOOL ENGLISH LANGUAGE ADVISORY COMMITTEE OPCC* (FORMERLY OCEAN PARK COMMUNITY CENTER) ORGANIZATION OF COMMUNITY HUMAN SERVICE AGENCIES PICO NEIGHBORHOOD PROJECT AND PICO YOUTH AND FAMILY CENTER RAND CORPORATION MEETINGS AS INVITED RIDESHARE SANTA MONICA CHAMBER OF COMMERCE SANTA MONICA CHILD CARE TASK FORCE SANTA MONICA COLLEGE - CHILD DEVELOPMENT DEPARTMENT SANTA MONICA EARLY CHILDHOOD TASK FORCE SANTA MONICA ROTARY CLUB SANTA-MONICA MALIBU UNIFIED SCHOOL DISTRICT SANTA MONICA COLLEGE FOUNDATION SEARCH TO INVOLVE PILIPINO AMERICANS SOUTHERN CALIFORNIA BIOETHICS CONSORTIUM ST JOSEPH CENTER UNITY FAIR AT VIRGINIA AVE PARK UPWARD BOUND HOUSE VENICE FAMILY CLINIC WEST SERVICE PLANNING AREA WESTSIDE CHILD TRAUMA COUNCIL WESTSIDE CHILDREN'S CENTER WESTSIDE DIABETES TASK FORCE WESTSIDE DIRECTORS (UCLA/CONNECTIONS FOR CHILDREN) WESTSIDE DOMESTIC VIOLENCE COALITION WESTSIDE FAMILY HEALTH CENTER WESTSIDE MEALS ON WHEELS WEST LOS ANGELES DEPARTMENT OF MENTAL HEALTH CHILD MENTAL HEALTH PROVIDERS GROUP WESTSIDE HEALTH COALITION WESTSIDE TRANSPORTATION COLLABORATIVE WISE & HEALTHY AGING YOUTH RESOURCE TEAM OF VIRGINIA AVENUE PARK YWCA OF SANTA MONICA WE ARE GOOD CITIZENS AND PARTNER WITH OTHER ORGANIZATIONS AND AGENCIES TO SUPPORT A THRIVING COMMUNITY, INCLUDING SANTA MONICA CHAMBER OF COMMERCE SANTA MONICA COLLEGE FOUNDATION SANTA MONICA POLICE ACTIVITIES LEAGUE SANTA MONICA FIRE DEPARTMENT WESTSIDE YMCA AND YWCA WESTSIDE DOMESTIC VIOLENCE NETWORK COMMUNITY BENEFITS PROVIDED IN 2013 THROUGHOUT SCLHS TOTALLED \$227 MILLION AS PART OF SCLHS, WE PROMOTE THE SHARED MISSION THAT "WE WILL, IN THE SPIRIT OF THE SISTERS OF CHARITY, REVEAL GOD'S HEALING LOVE BY IMPROVING THE HEALTH OF THE INDIVIDUALS AND COMMUNITIES WE SERVE, ESPECIALLY THOSE WHO ARE POOR OR VULNERABLE " WE ARE COMMITTED TO LIVING AND DEMONSTRATING OUR CORE VALUES OF EXCELLENCE, RESPECT, RESPONSE TO NEED, STEWARDSHIP AND WHOLENESS SCLHS SUPPORTS ITS HOSPITALS BY PROVIDING GUIDANCE, OVERSIGHT, AND RESOURCES TO HELP THEM ACCOMPLISH INITIATIVES THAT IMPROVE HEALTH IN ALL OUR COMMUNITIES THIS INCLUDES COORDINATING COMMUNITY BENEFIT PROCESSES, PROVIDING GUIDANCE WITH COMMUNITY NEEDS ASSESSMENTS, AND ESTABLISHING CONSISTENT FINANCIAL ASSISTANCE AND CHARITY CARE POLICIES AND PROCEDURES OTHER WAYS SCLHS BENEFITS ITS HOSPITALS INCLUDE QUALITY IMPROVEMENT AND PERFORMANCE EXCELLENCE INITIATIVES, SYSTEM-WIDE IT IMPLEMENTATION AND INFRASTRUCTURE, STRATEGIC AND OPERATIONS DIRECTION AND OVERSIGHT, SUPPLY CHAIN MANAGEMENT AND PURCHASING, BENEFITS ADMINISTRATION (INCLUDING A WELLNESS PROGRAM FREE TO EMPLOYEES THAT PROMOTES THEIR HEALTH AND WELL-BEING), RISK MANAGEMENT, DISASTER PLANNING AND CRISIS ASSISTANCE BY SHARING THE WORK ACROSS OUR SYSTEM WE ARE ABLE TO LIGHTEN THE BURDEN FOR ALL IN ORDER TO FULFILL OUR MISSION OF IMPROVING HEALTH IN OUR COMMUNITIES SCLHS IMPROVES OVERALL HEALTH IN OUR COMMUNITIES BY PROVIDING INFRASTRUCTURE TO SUPPORT AND SUSTAIN FOUR CLINICS FOR THE UNINSURED IN KANSAS AND COLORADO THE SCLHS CLINICS FOR THE UNINSURED ARE OFTEN THE ONLY SAFETY NET CLINIC IN THEIR COMMUNITY AND PROVIDE VALUABLE SERVICES FOR THOSE WHO ARE MOST VULNERABLE EACH HOSPITAL IS SUPPORTED BY A FOUNDATION TO ACCESS AND OPTIMIZE LOCAL PHILANTHROPIC ORGANIZATIONS AND INDIVIDUALS THESE FOUNDATIONS RAISE FUNDS THROUGH OUTREACH, SPECIAL EVENTS, AND BUILDING DONOR RELATIONS THROUGHOUT THEIR COMMUNITY TO SUPPORT THE NEEDS OF THE HOSPITAL</p>

Form and Line Reference	Explanation
AFFILIATED HEALTH CARE SYSTEM ROLES	SAINT JOHN'S HEALTH CENTER IS PART OF THE SISTERS OF CHARITY OF LEAVENWORTH HEALTH SYSTEM (SCLHS), A FAITH-BASED, MISSION-DRIVEN HEALTH CARE ORGANIZATION SCLHS AND ITS AFFILIATED ENTITIES HAVE A COMMON CALLING AND MISSION "TO REVEAL GOD'S HEALING LOVE BY IMPROVING THE HEALTH OF THE INDIVIDUALS AND COMMUNITIES IT SERVES, ESPECIALLY THOSE WHO ARE POOR OR VULNERABLE " SAINT JOHN'S HEALTH CENTER PROMOTES THE HEALTH OF THE COMMUNITY BY DELIVERING DIRECT HIGH QUALITY HEALTHCARE SERVICES THAT ARE RESPONSIVE TO THE NEEDS OF ITS PATIENTS AND THEIR FAMILIES SCLHS SUPPORTS THE EFFORTS OF THE HOSPITAL THROUGH STRATEGIC DIRECTION AND OPERATING OVERSIGHT SCLHS SUPPLIES OVERHEAD SUPPORT SERVICES TO SAINT JOHN'S HEALTH CENTER, INCLUDING INFORMATION TECHNOLOGY SERVICES, CENTRAL CASH MANAGEMENT AND INVESTMENT, INTERNAL AUDIT, SUPPLY CHAIN MANAGEMENT, BENEFITS ADMINISTRATION, RISK MANAGEMENT AND INSURANCE AND QUALITY IMPROVEMENT LEADERSHIP
ALL STATES WHICH ORGANIZATION FILES A COMMUNITY BENEFIT REPORT	THE SISTERS OF CHARITY OF LEAVENWORTH HEALTH SYSTEM FILES A COMMUNITY BENEFIT REPORT IN TWO STATES CALIFORNIA AND MONTANA

Schedule I
(Form 990)

Department of the Treasury
Internal Revenue Service

Name of the organization
SAINT JOHN'S HEALTH CENTER

Grants and Other Assistance to Organizations,
Governments and Individuals in the United States

Complete if the organization answered "Yes," to Form 990, Part IV, line 21 or 22.
▶ Attach to Form 990

▶ Information about Schedule I (Form 990) and its instructions is at www.irs.gov/form990.

OMB No 1545-0047

2013

Open to Public
Inspection

Employer identification number
95-1684082

Part I

General Information on Grants and Assistance

1

Does the organization maintain records to substantiate the amount of the grants or assistance, the grantees' eligibility for the grants or assistance, and the selection criteria used to award the grants or assistance?

Yes

No

2

Describe in Part IV the organization's procedures for monitoring the use of grant funds in the United States

Part II

Grants and Other Assistance to Governments and Organizations in the United States. Complete if the organization answered "Yes" to Form 990, Part IV, line 21, for any recipient that received more than \$5,000. Part II can be duplicated if additional space is needed.

(a) Name and address of organization or government	(b) EIN	(c) IRC Code section if applicable	(d) Amount of cash grant	(e) Amount of non-cash assistance	(f) Method of valuation (book, FMV, appraisal, other)	(g) Description of non-cash assistance	(h) Purpose of grant or assistance
(1) OPCC 1453 16TH STREET SANTA MONICA, CA 90404	95-6143865	501(C)(3)	150,000				svcs to homeless, mentally ill women at daybreak shelter
(2) PICO YOUTH AND FAMILY CENTER 715 PICO BLVD SANTA MONICA, CA 90405	48-1269398	501(C)(8)	17,500				mental health & other svcs to at risk youth
(3) WESTSIDE FAMILY HEALTH CENTER 1711 OCEAN PARK BLVD SANTA MONICA, CA 90405	95-2931931	501(C)(3)	128,000				svcs to pregnant women
(4) SANTA MONICA MALIBU UNITED SCHOOL DISTRICT 1651 16TH STREET SANTA MONICA, CA 90404	95-6002855	501(C)(3)	25,000				MENTAL HEALTH SERVICES FOR CHILDREN BETWEEN THE AGES OF 0-5 YEARS WHO ARE IDENTIFIED AT RISK OF CHILD ABUSE
(5) VENICE FAMILY CLINIC 604 ROSE AVE VENICE, CA 90291	95-2769432	501(C)(3)	178,500				OP svc to under Federal poverty guidelines
(6) WISE & HEALTHY AGING 1527 4TH ST 2ND FL SANTA MONICA, CA 90401	95-2788014	501(C)(3)	50,000				SUPPORT FOR CBO THAT SERVES THE ELDERLY AND DISABLED PERSONS
(7) SAINT ANNE'S SCHOOL 2015 COLORADO AVE SANTA MONICA, CA 90404	95-1690538	501(C)(3)	50,000				Support for school qualified for Title XX
(8) UPWARD BOUND HOUSE 1104 WASHINGTON AVE SANTA MONICA, CA 90403	95-3874381	501(C)(3)	10,000				Services and shelter for homeless persons affected by dual diagnosis of mental health and substance abuse
(9) ST JOSEPH CENTER 204 HAMPTON DRIVE VINICE, CA 90291	95-3874381	501(C)(3)	28,000				MENTAL HEALTH & OTHER SVC TO THE POOR
(10) ARTHRITIS FOUNDATION 800 WEST 6TH STREET SUITE 1250 LOS ANGELES, CA 90017	58-1341679	501(C)(3)	35,000				PREVENT, CONTROL AND CURE OF ARTHRITIS AND RELATED DISEASES

2

Enter total number of section 501(c)(3) and government organizations listed in the line 1 table

9

3

Enter total number of other organizations listed in the line 1 table

1

For Paperwork Reduction Act Notice, see the Instructions for Form 990.

Cat No 50055P

Schedule I (Form 990) 2013

Part III

Grants and Other Assistance to Individuals in the United States. Complete if the organization answered "Yes" to Form 990, Part IV, line 22.
Part III can be duplicated if additional space is needed.

(a)Type of grant or assistance	(b)Number of recipients	(c)Amount of cash grant	(d)Amount of non-cash assistance	(e)Method of valuation (book, FMV, appraisal, other)	(f)Description of non-cash assistance

Part IV

Supplemental Information. Provide the information required in Part I, line 2, Part III, column (b), and any other additional information.

Return Reference	Explanation
SCHEDULE I, PART I, LINE 2	Saint John's monitors the use of the grant funds through representation on the organization's Board of Directors or regular meetings with agency representatives to discuss programs. In addition, Saint John's receives an annual report of fund usage on the number of patients served for certain programs.

Additional Data

Software ID:
Software Version:
EIN: 95-1684082
Name: SAINT JOHN'S HEALTH CENTER

Form 990,Schedule I, Part II, Grants and Other Assistance to Governments and Organizations in the United States

(a) Name and address of organization or government	(b) EIN	(c) IRC Code section if applicable	(d) Amount of cash grant	(e) Amount of non-cash assistance	(f) Method of valuation (book, FMV , appraisal, other)	(g) Description of non-cash assistance	(h) Purpose of grant or assistance
OPCC 1453 16TH STREET SANTA MONICA,CA 90404	95-6143865	501(C)(3)	150,000				svcs to homeless, mentally ill women at daybreak shelter

Form 990,Schedule I, Part II, Grants and Other Assistance to Governments and Organizations in the United States

(a) Name and address of organization or government	(b) EIN	(c) IRC Code section if applicable	(d) Amount of cash grant	(e) Amount of non-cash assistance	(f) Method of valuation (book, FMV , appraisal, other)	(g) Description of non-cash assistance	(h) Purpose of grant or assistance
PICO YOUTH AND FAMILY CENTER 715 PICO BLVD SANTA MONICA, CA 90405	48-1269398	501(C)(8)	17,500				mental health & other svcs to at risk youth

Form 990, Schedule I, Part II, Grants and Other Assistance to Governments and Organizations in the United States

(a) Name and address of organization or government	(b) EIN	(c) IRC Code section if applicable	(d) Amount of cash grant	(e) Amount of non-cash assistance	(f) Method of valuation (book, FMV, appraisal, other)	(g) Description of non-cash assistance	(h) Purpose of grant or assistance
WESTSIDE FAMILY HEALTH CENTER 1711 OCEAN PARK BLVD SANTA MONICA, CA 90405	95-2931931	501(C)(3)	128,000				svcs to pregnant women

Form 990,Schedule I, Part II, Grants and Other Assistance to Governments and Organizations in the United States

(a) Name and address of organization or government	(b) EIN	(c) IRC Code section if applicable	(d) Amount of cash grant	(e) Amount of non-cash assistance	(f) Method of valuation (book, FMV , appraisal, other)	(g) Description of non-cash assistance	(h) Purpose of grant or assistance
SANTA MONICA MALIBU UNITED SCHOOL DISTRICT 1651 16TH STREET SANTA MONICA,CA 90404	95-6002855	501(C)(3)	25,000				MENTAL HEALTH SERVICES FOR CHILDREN BETWEEN THE AGES OF 0-5 YEARS WHO ARE IDENTIFIED AT RISK OF CHILD ABUSE

Form 990,Schedule I, Part II, Grants and Other Assistance to Governments and Organizations in the United States

(a) Name and address of organization or government	(b) EIN	(c) IRC Code section if applicable	(d) Amount of cash grant	(e) Amount of non-cash assistance	(f) Method of valuation (book, FMV , appraisal, other)	(g) Description of non-cash assistance	(h) Purpose of grant or assistance
VENICE FAMILY CLINIC 604 ROSE AVE VENICE,CA 90291	95-2769432	501(C)(3)	178,500				OP svc to under Federal poverty guidelines

Form 990, Schedule I, Part II, Grants and Other Assistance to Governments and Organizations in the United States

(a) Name and address of organization or government	(b) EIN	(c) IRC Code section if applicable	(d) Amount of cash grant	(e) Amount of non-cash assistance	(f) Method of valuation (book, FMV, appraisal, other)	(g) Description of non-cash assistance	(h) Purpose of grant or assistance
WISE & HEALTHY AGING 1527 4TH ST 2ND FL SANTA MONICA, CA 90401	95-2788014	501(C)(3)	50,000				SUPPORT FOR CBO THAT SERVES THE ELDERLY AND DISABLED PERSONS

Form 990,Schedule I, Part II, Grants and Other Assistance to Governments and Organizations in the United States

(a) Name and address of organization or government	(b) EIN	(c) IRC Code section if applicable	(d) Amount of cash grant	(e) Amount of non-cash assistance	(f) Method of valuation (book, FMV , appraisal, other)	(g) Description of non-cash assistance	(h) Purpose of grant or assistance
SAINT ANNE'S SCHOOL 2015 COLORADO AVE SANTA MONICA,CA 90404	95-1690538	501(C)(3)	50,000				Support for school qualified for Title XX

Form 990, Schedule I, Part II, Grants and Other Assistance to Governments and Organizations in the United States

(a) Name and address of organization or government	(b) EIN	(c) IRC Code section if applicable	(d) Amount of cash grant	(e) Amount of non-cash assistance	(f) Method of valuation (book, FMV , appraisal, other)	(g) Description of non-cash assistance	(h) Purpose of grant or assistance
UPWARD BOUND HOUSE 1104 WASHINGTON AVE SANTA MONICA, CA 90403	95-3874381	501(C)(3)	10,000				Services and shelter for homeless persons affected by dual diagnosis of mental health and substance abuse

Form 990,Schedule I, Part II, Grants and Other Assistance to Governments and Organizations in the United States

(a) Name and address of organization or government	(b) EIN	(c) IRC Code section if applicable	(d) Amount of cash grant	(e) Amount of non-cash assistance	(f) Method of valuation (book, FMV , appraisal, other)	(g) Description of non-cash assistance	(h) Purpose of grant or assistance
ST JOSEPH CENTER 204 HAMPTON DRIVE VINICE,CA 90291	95-3874381	501(C)(3)	28,000				MENTAL HEALTH & OTHER SVC TO THE POOR

Form 990,Schedule I, Part II, Grants and Other Assistance to Governments and Organizations in the United States

(a) Name and address of organization or government	(b) EIN	(c) IRC Code section if applicable	(d) Amount of cash grant	(e) Amount of non-cash assistance	(f) Method of valuation (book, FMV , appraisal, other)	(g) Description of non-cash assistance	(h) Purpose of grant or assistance
ARTHRITIS FOUNDATION 800 WEST 6TH STREET SUITE 1250 LOS ANGELES,CA 90017	58-1341679	501(C)(3)	35,000				PREVENT, CONTROL AND CURE OF ARTHRITIS AND RELATED DISEASES RELATED DISEASES

Schedule J
(Form 990)

Department of the Treasury
Internal Revenue Service

Compensation Information

For certain Officers, Directors, Trustees, Key Employees, and Highest Compensated Employees

▶ Complete if the organization answered "Yes" to Form 990, Part IV, line 23.
▶ Attach to Form 990. ▶ See separate instructions.

▶ Information about Schedule J (Form 990) and its instructions is at www.irs.gov/form990.

OMB No 1545-0047

2013

Open to Public Inspection

Name of the organization
SAINT JOHN'S HEALTH CENTER

Employer identification number
95-1684082

Part I

Questions Regarding Compensation

	Yes	No
<div><div>1a</div><div>Check the appropriate box(es) if the organization provided any of the following to or for a person listed in Form 990, Part VII, Section A, line 1a Complete Part III to provide any relevant information regarding these items</div><div><div><div><input type="checkbox"/> First-class or charter travel</div><div><input type="checkbox"/> Travel for companions</div><div><input type="checkbox"/> Tax idemnification and gross-up payments</div><div><input type="checkbox"/> Discretionary spending account</div></div><div><div><input type="checkbox"/> Housing allowance or residence for personal use</div><div><input type="checkbox"/> Payments for business use of personal residence</div><div><input type="checkbox"/> Health or social club dues or initiation fees</div><div><input type="checkbox"/> Personal services (e g , maid, chauffeur, chef)</div></div></div></div>		
<div><div>1b</div><div>If any of the boxes in line 1a are checked, did the organization follow a written policy regarding payment or reimbursement or provision of all of the expenses described above? If "No," complete Part III to explain</div></div>		
<div><div>2</div><div>Did the organization require substantiation prior to reimbursing or allowing expenses incurred by all directors, trustees, officers, including the CEO/Executive Director, regarding the items checked in line 1a?</div></div>		
<div><div>3</div><div>Indicate which, if any, of the following the filing organization used to establish the compensation of the organization's CEO/Executive Director Check all that apply Do not check any boxes for methods used by a related organization to establish compensation of the CEO/Executive Director, but explain in Part III</div><div><div><div><input type="checkbox"/> Compensation committee</div><div><input type="checkbox"/> Independent compensation consultant</div><div><input type="checkbox"/> Form 990 of other organizations</div></div><div><div><input type="checkbox"/> Written employment contract</div><div><input type="checkbox"/> Compensation survey or study</div><div><input type="checkbox"/> Approval by the board or compensation committee</div></div></div></div>		
<div><div>4</div><div>During the year, did any person listed in Form 990, Part VII, Section A, line 1a with respect to the filing organization or a related organization</div></div>		
<div><div>4a</div><div>Receive a severance payment or change-of-control payment?</div></div>	Yes	
<div><div>4b</div><div>Participate in, or receive payment from, a supplemental nonqualified retirement plan?</div></div>	Yes	
<div><div>4c</div><div>Participate in, or receive payment from, an equity-based compensation arrangement?</div></div> <div>If "Yes" to any of lines 4a-c, list the persons and provide the applicable amounts for each item in Part III</div>		No
<div><div></div><div>Only 501(c)(3) and 501(c)(4) organizations only must complete lines 5-9.</div></div>		
<div><div>5</div><div>For persons listed in Form 990, Part VII, Section A, line 1a, did the organization pay or accrue any compensation contingent on the revenues of</div></div>		
<div><div>5a</div><div>The organization?</div></div>		No
<div><div>5b</div><div>Any related organization?</div></div> <div>If "Yes," to line 5a or 5b, describe in Part III</div>		No
<div><div>6</div><div>For persons listed in Form 990, Part VII, Section A, line 1a, did the organization pay or accrue any compensation contingent on the net earnings of</div></div>		
<div><div>6a</div><div>The organization?</div></div>		No
<div><div>6b</div><div>Any related organization?</div></div> <div>If "Yes," to line 6a or 6b, describe in Part III</div>		No
<div><div>7</div><div>For persons listed in Form 990, Part VII, Section A, line 1a, did the organization provide any non-fixed payments not described in lines 5 and 6? If "Yes," describe in Part III</div></div>	Yes	
<div><div>8</div><div>Were any amounts reported in Form 990, Part VII, paid or accrued pursuant to a contract that was subject to the initial contract exception described in Regulations section 53 4958-4(a)(3)? If "Yes," describe in Part III</div></div>		No
<div><div>9</div><div>If "Yes" to line 8, did the organization also follow the rebuttable presumption procedure described in Regulations section 53 4958-6(c)?</div></div>		

Part II **Officers, Directors, Trustees, Key Employees, and Highest Compensated Employees.** Use duplicate copies if additional space is needed.

For each individual whose compensation must be reported in Schedule J, report compensation from the organization on row (i) and from related organizations, described in the instructions, on row (ii). Do not list any individuals that are not listed on Form 990, Part VII.

Note. The sum of columns (B)(i)-(iii) for each listed individual must equal the total amount of Form 990, Part VII, Section A, line 1a, applicable column (D) and (E) amounts for that individual.

(A) Name and Title		(B) Breakdown of W-2 and/or 1099-MISC compensation			(C) Retirement and other deferred compensation	(D) Nontaxable benefits	(E) Total of columns (B)(i)-(D)	(F) Compensation reported as deferred in prior Form 990
		(i) Base compensation	(ii) Bonus & incentive compensation	(iii) Other reportable compensation				
See Additional Data Table								

Part III Supplemental Information

Provide the information, explanation, or descriptions required for Part I, lines 1a, 1b, 3, 4a, 4b, 4c, 5a, 5b, 6a, 6b, 7, and 8, and for Part II
Also complete this part for any additional information

Return Reference	Explanation
Schedule J, Part I, Line 3	COMPENSATION REVIEW PROCESS PROCESS FOR DETERMING COMPENSATION SCLHS EMPLOYS THE EXECUTIVE TEAM AT EACH OF ITS HOSPITAL AFFILIATES AS PART OF ITS ANNUAL REVIEW PROCESS, SCLHS USES THE FOLLOWING IN ESTABLISHING THE COMPENSATION OF THOSE IN THESE POSITIONS -COMPENSATION COMMITTEE -INDEPENDENT COMPENSATION CONSULTANT -WRITTEN EMPLOYMENT CONTRACTS -COMPENSATION SURVEYS AND STUDIES -APPROVAL BY THE BOARD OR COMPENSATION COMMITTEE THE ABOVE SUPPORT THE COMPENSATION COMMITTEE'S EFFORTS TO ENSURE THAT THE LEVEL OF COMPENSATION PROVIDED TO ITS EXECUTIVES (OFFICERS, KEY EMPLOYEES, ETC) IS CONSISTENT WITH MARKET VALUE AND THE PAY PHILOSOPHY SET BY THE BOARD THE PAY PHILOSOPHY SET BY THE BOARD IS TO PAY THE MIDDLE OF THE MARKET FOR EXECUTIVES OF SIMILAR SIZED ORGANIZATIONS OVERALL SCLHS' EXECUTIVE COMPENSATION IS COMPARABLE TO THAT PROVIDED IN SIMILAR, NOT-FOR-PROFIT HEALTHARE SYSTEMS AND HOSPITALS
SCHEDULE J, PART I, LINE 4A	SEVERANCE PAYMENTS SCLHS PERIODICALLY INCURS SEVERANCE PAYMENTS RELATED TO FORMER EMPLOYEES THE AMOUNT PAID TO LISTED INDIVIDUALs FOR SEVERANCE IN 2013 WERE ELEANOR RAMIREZ \$371,018 LOURDES LAZATIN \$541,782 MICHELLE MOK \$154,931
SCHEDULE J, PART I, LINE 4B	PAYMENTS FROM SUPPLEMENTAL NONQUALIFIED RETIREMENT PLAN OTHER REPORTABLE COMPENSATION SHOWN IN SCHEDULE J PART II COLUMN (B) (III) CONTAINS AN ANNUAL REPORTING ADJUSTMENT FOR CERTAIN EMPLOYEES WHO PARTICIPATE IN THE SUPPLEMENTAL NONQUALIFIED RETIREMENT PLANS SCLHS PROVIDES NONQUALIFIED RETIREMENT PLANS FOR EXECUTIVES TO COMPENSATE FOR REGULATORY IMPOSED LIMITATIONS IN QUALIFIED RETIREMENT PLANS AND TO PROVIDE A BENEFIT CONSISTENT WITH OTHER NOT FOR PROFIT HEALTH SYSTEMS THESE PLANS ENABLE THE EXECUTIVE TO EARN BENEFITS DURING EACH YEAR THAT THEY PARTICIPATE ON THE ADVICE OF COUNSEL, SCLHS HAS DETERMINED THAT THESE BENEFITS SHOULD BE SUBJECT TO TAXATION AS THEY ARE EARNED AND VESTED RATHER THAN WHEN THEY ARE RECEIVED AS A RESULT, THE TOTAL NONQUALIFIED RETIREMENT PLAN BENEFITS, WHICH WERE ACCRUED AND VESTED IN THE CURRENT YEAR, ARE NOW CONSIDERED TAXABLE AND THUS WERE TAXED TO THE PARTICIPANTS AN AMOUNT EQUAL TO THE PARTICIPANT'S EXPECTED INCOME TAX LIABILITY WAS WITHDRAWN FROM THE PARTICIPANT'S ACCOUNT AND REMITTED TO THE IRS AS WITHHOLDING ON THE TAXABLE BENEFIT THE AMOUNT WITHDRAWN FROM THE PLAN FOR TAXES IN 2013 WAS MICHAEL SLUBOWSKI \$33,930 IN ADDITION VESTED AMOUNTS ARE PAYABLE UPON END OF EMPLOYMENT THE VESTED AMOUNTS WITHDRAWN INCLUDE AMOUNTS PREVIOUSLY TAXED TO THE RECIPIENT AND AMOUNTS TAXABLE TO THE RECIPIENT IN THE CURRENT YEAR THE TAXABLE AMOUNTS ARE INCLUDED ON THE RECIPIENTS W-2 THE AMOUNTS WITHDRAWN FROM THE PLAN IN 2013 WERE ELEANOR RAMIREZ \$106,024 LOURDES LAZATIN \$348,614 MICHELLE MOK \$131,092
SCHEDULE J, PART I, LINE 7	OTHER NON-FIXED PAYMENTS SCLHS HAS MANAGEMENT INCENTIVE PLANS WHICH ARE BASED ON A COMBINATION OF MEASURES MANAGEMENT AND SENIOR LEADERSHIP ARE ELIGIBLE FOR THE INCENTIVE COMPENSATION PERFORMANCE CATEGORIES ARE MADE UP OF A COMBINATION OF CLINICAL QUALITY MEASURES AND OPERATING INCOME THE OPERATING INCOME CATEGORY IS GENERALLY RELATED TO THE NET EARNINGS OF THE CARE SITE IN WHICH THE INDIVIDUAL WORKS, OR IN THE CASE OF SCLHS SENIOR MANAGEMENT, THE NET EARNING OF SCLHS
SCHEDULE J, PART II	ADDITIONAL OFFICER AND BOARD DISCLOSURES THE SISTERS OF CHARITY OF LEAVENWORTH HEALTH SYSTEM, INC (SCLHS) CONSISTS OF ELEVEN HOSPITALS AND FOUR CLINICS (AFFILIATES) IN FOUR STATES SCLHS AND ITS AFFILIATES ADHERE TO GOVERNANCE EXCELLENCE STANDARDS INCLUDING TRANSPARENCY AND ACCOUNTABILITY MICHAEL SLUBOWSKI IS A PRESIDENT AND CEO FOR SISTERS OF CHARITY OF LEAVENWORTH HEALTH SYSTEM (SCLHS) IN DENVER, COLORADO HE ALSO SERVED AS A MEMBER OF SAINT JOHN'S BOARD THE COMPENSATION REFLECTED IS THAT OF MR SLUBOWSKI'S POSITION AS A PRESIDENT AND CEO NOT AS A MEMBER OF SAINT JOHN'S BOARD IN KEEPING WITH SCLHS' CORE VALUE OF STEWARDSHIP, NO BOARD MEMBER SERVING ON SCLHS OR AFFILIATE BOARDS IS COMPENSATED FOR THAT SERVICE

Additional Data

Software ID:
Software Version:
EIN: 95-1684082
Name: SAINT JOHN'S HEALTH CENTER

Form 990, Schedule J, Part II - Officers, Directors, Trustees, Key Employees, and Highest Compensated Employees

(A) Name		(B) Breakdown of W-2 and/or 1099-MISC compensation			(C) Deferred compensation	(D) Nontaxable benefits	(E) Total of columns (B)(i)-(D)	(F) Compensation reported in prior Form 990 or Form 990-EZ
		(i) Base Compensation	(ii) Bonus & incentive compensation	(iii) Other compensation				
SLUBOWSKI MICHAEL SECRETARY	(i)	0	0	0	0	0	0	0
	(ii)	1,024,269	194,400	124,916	31,443	18,184	1,393,212	106,099
WALL MICHAEL PRESIDENT & CEO	(i)	0	0	0	0	0	0	0
	(ii)	1,185,099	0	0	0	0	1,185,099	0
MOK MICHELLE CFO	(i)	0	0	0	0	0	0	0
	(ii)	219,333	175,637	287,534	9,489	2,162	694,155	131,092
HARDING BARRY CFO	(i)	268,600	0	0	4,500	0	273,100	0
	(ii)	0	0	0	0	0	0	0
MEEHAN KENNETH COO	(i)	0	0	0	0	0	0	0
	(ii)	720,705	0	0	0	0	720,705	0
HENDEL DAWNA VP PATIENT CARE/CNO	(i)	244,703	52,642	2,332	42,704	3,595	345,976	0
	(ii)	0	0	0	0	0	0	0
AKHAVAN JALEH DIRECTOR OF SURGERY	(i)	191,947	0	1,771	9,805	11,281	214,804	0
	(ii)	0	0	0	0	0	0	0
KLEIN O ROBERT VICE PRESIDENT- FOUNDATION	(i)	188,637	44,065	10,671	17,965	23,476	284,814	0
	(ii)	0	0	0	0	0	0	0
NOORI NAHID ULTRASOUND TECH	(i)	209,064	0	0	16,835	5,657	231,556	0
	(ii)	0	0	0	0	0	0	0
SLATES RANDAL PHYSICIST	(i)	196,493	0	457	16,666	34,110	247,726	0
	(ii)	0	0	0	0	0	0	0
O'DEA CAROL DIRECTOR OF SURGERY	(i)	192,511	0	1,069	2,318	21,417	217,315	0
	(ii)	0	0	0	0	0	0	0
WALKER THOMAS ADMINISTRATIVE DIRECTOR	(i)	191,880	0	1,052	9,674	12,509	215,115	0
	(ii)	0	0	0	0	0	0	0
LAZATIN LOURDES CEO-FORMER	(i)	0	0	0	0	0	0	0
	(ii)	54,770	133,454	742,321	0	10,748	941,293	198,963
RAMIREZ L ELEANOR COO-FORMER	(i)	0	0	0	0	0	0	0
	(ii)	28,988	75,042	432,784	0	23,538	560,352	0

SCHEDULE O

(Form 990 or 990-EZ)

Department of the Treasury
Internal Revenue Service

Supplemental Information to Form 990 or 990-EZ

Complete to provide information for responses to specific questions on
Form 990 or to provide any additional information.
▶ Attach to Form 990 or 990-EZ.
▶ Information about Schedule O (Form 990 or 990-EZ) and its instructions is at
www.irs.gov/form990.

OMB No 1545-0047

2013

Open to Public
Inspection

Name of the organization SAINT JOHN'S HEALTH CENTER	Employer identification number 95-1684082
--	--

990 Schedule O, Supplemental Information

Return Reference	Explanation
FORM 990, PART III, LINE 4D	

SCHEDULE R
(Form 990)

Department of the Treasury
Internal Revenue Service

Related Organizations and Unrelated Partnerships

▶ Complete if the organization answered "Yes" on Form 990, Part IV, line 33, 34, 35b, 36, or 37.
▶ Attach to Form 990. ▶ See separate instructions.
▶ Information about Schedule R (Form 990) and its instructions is at www.irs.gov/form990.

OMB No 1545-0047

2013

Open to Public Inspection

Name of the organization
SAINT JOHN'S HEALTH CENTER

Employer identification number
95-1684082

Part I Identification of Disregarded Entities

Complete if the organization answered "Yes" on Form 990, Part IV, line 33.

(a) Name, address, and EIN (if applicable) of disregarded entity	(b) Primary activity	(c) Legal domicile (state or foreign country)	(d) Total income	(e) End-of-year assets	(f) Direct controlling entity

Part II Identification of Related Tax-Exempt Organizations

Complete if the organization answered "Yes" on Form 990, Part IV, line 34 because it had one or more related tax-exempt organizations during the tax year.

(a) Name, address, and EIN of related organization	(b) Primary activity	(c) Legal domicile (state or foreign country)	(d) Exempt Code section	(e) Public charity status (if section 501(c)(3))	(f) Direct controlling entity	(g) Section 512(b)(13) controlled entity?	
						Yes	No
See Additional Data Table							

Part III

Identification of Related Organizations Taxable as a Partnership

Complete if the organization answered "Yes" on Form 990, Part IV, line 34 because it had one or more related organizations treated as a partnership during the tax year.

(a) Name, address, and EIN of related organization	(b) Primary activity	(c) Legal domicile (state or foreign country)	(d) Direct controlling entity	(e) Predominant income(related, unrelated, excluded from tax under sections 512- 514)	(f) Share of total income	(g) Share of end-of-year assets	(h) Dispropportionate allocations?		(i) Code V-UBI amount in box 20 of Schedule K-1 (Form 1065)	(j) General or managing partner?		(k) Percentage ownership
							Yes	No		Yes	No	
See Additional Data Table												

Part IV

Identification of Related Organizations Taxable as a Corporation or Trust

Complete if the organization answered "Yes" on Form 990, Part IV, line 34 because it had one or more related organizations treated as a corporation or trust during the tax year.

(a) Name, address, and EIN of related organization	(b) Primary activity	(c) Legal domicile (state or foreign country)	(d) Direct controlling entity	(e) Type of entity (C corp, S corp, or trust)	(f) Share of total income	(g) Share of end-of- year assets	(h) Percentage ownership	(i) Section 512 (b)(13) controlled entity?	
								Yes	No
(1) CARITAS INC AND SUBSIDIARIES 2420 w 26th ave ste 100d denver, CO 80211 48-0941069	HEALTHCARE	KS	NA	C CORP	0	0			
(2) LEAVEN INSURANCE COMPANY LTD 23 LIME TREE BAY AVE PO BOX 1051 GEORGETOWN, GRAND CAYMAN KY1-1102 CJ 98-0370522	INSURANCE	CJ	NA	C CORP	0	0			

Part V

Transactions With Related Organizations

Complete if the organization answered "Yes" on Form 990, Part IV, line 34, 35b, or 36.

Note. Complete line 1 if any entity is listed in Parts II, III, or IV of this schedule

1 During the tax year, did the organization engage in any of the following transactions with one or more related organizations listed in Parts II-IV?		Yes	No
a Receipt of (i) interest (ii) annuities (iii) royalties or (iv) rent from a controlled entity	1a	Yes	
b Gift, grant, or capital contribution to related organization(s)	1b		No
c Gift, grant, or capital contribution from related organization(s)	1c	Yes	
d Loans or loan guarantees to or for related organization(s)	1d		No
e Loans or loan guarantees by related organization(s)	1e		No
f Dividends from related organization(s)	1f		No
g Sale of assets to related organization(s)	1g		No
h Purchase of assets from related organization(s)	1h		No
i Exchange of assets with related organization(s)	1i		No
j Lease of facilities, equipment, or other assets to related organization(s)	1j		No
k Lease of facilities, equipment, or other assets from related organization(s)	1k		No
l Performance of services or membership or fundraising solicitations for related organization(s)	1l	Yes	
m Performance of services or membership or fundraising solicitations by related organization(s)	1m	Yes	
n Sharing of facilities, equipment, mailing lists, or other assets with related organization(s)	1n	Yes	
o Sharing of paid employees with related organization(s)	1o	Yes	
p Reimbursement paid to related organization(s) for expenses	1p	Yes	
q Reimbursement paid by related organization(s) for expenses	1q	Yes	
r Other transfer of cash or property to related organization(s)	1r	Yes	
s Other transfer of cash or property from related organization(s)	1s		No

2 If the answer to any of the above is "Yes," see the instructions for information on who must complete this line, including covered relationships and transaction thresholds

(a) Name of related organization	(b) Transaction type (a-s)	(c) Amount involved	(d) Method of determining amount involved
See Additional Data Table			

Provide the following information for each entity taxed as a partnership through which the organization conducted more than five percent of its activities (measured by total assets or gross revenue) that was not a related organization. See instructions regarding exclusion for certain investment partnerships.

[illegible]

Part VII

Supplemental Information

Provide additional information for responses to questions on Schedule R (see instructions)

Return Reference	Explanation
------------------	-------------

Additional Data

Software ID:

Software Version:

EIN: 95-1684082

Name: SAINT JOHN'S HEALTH CENTER

Form 990, Schedule R, Part II - Identification of Related Tax-Exempt Organizations

(a) Name, address, and EIN of related organization	(b) Primary activity	(c) Legal domicile (state or foreign country)	(d) Exempt Code section	(e) Public charity status (if section 501(c) (3))	(f) Direct controlling entity	(g) Section 512 (b)(13) controlled entity?	
						Yes	No
(1) SISTERS OF CHARITY LEAVENWORTH HLTH SYST 2420 w 26th ave suite 100d denver, CO 80211 23-7379161	SUPPORT MMBRS	KS	501(c)(3)	11B-TYPE II	NA		No
(1) CARITAS CLINICS INC 818 NORTH 7TH STREET LEAVENWORTH, KS 66048 48-1009910	CLINIC SVCS	KS	501(c)(3)	3	SCLHS	Yes	
(2) MARIAN CLINIC INC 1001 SW GARFIELD TOPEKA, KS 66604 48-1046905	CLINIC SVCS	KS	501(c)(3)	3	SCLHS	Yes	
(3) MARILLAC CLINIC INC 2333 N 6TH STREET GRAND JUNCTION, CO 81501 84-1085822	CLINIC SVCS	CO	501(c)(3)	3	SCLHS	Yes	
(4) PROVIDENCE MEDICAL CENTER 8929 PARALLEL PARKWAY KANSAS CITY, KS 66112 48-0784446	HEALTHCARE	KS	501(c)(3)	3	SCLHS	Yes	
(5) ST JOHN HOSPITAL INC 3500 SOUTH FOURTH STREET LEAVENWORTH, KS 66048 48-0543768	HEALTHCARE	KS	501(c)(3)	3	PMC	Yes	
(6) BETHANY COMMUNITY PLAZA INC 15 NORTH 12TH STREET KANSAS CITY, KS 66102 48-1207407	HEALTHCARE	KS	501(c)(3)	3	PMC	Yes	
(7) PROVIDENCEST JOHN FOUNDATION INC 8929 PARALLEL PARKWAY KANSAS CITY, KS 66112 48-0925688	SUPPORT 501C3	KS	501(c)(3)	7	PMC	Yes	
(8) ST FRANCIS HEALTH CENTER INC 1700 SW 7TH STREET TOPEKA, KS 66606 48-0547719	HEALTHCARE	KS	501(c)(3)	3	SCLHS	Yes	
(9) ST FRANCIS HEALTH CENTER FOUNDATION 1700 SW 7TH STREET TOPEKA, KS 66606 48-1092520	SUPPORT 501C3	KS	501(c)(3)	11A-TYPE I	SFHC	Yes	
(10) ST MARYS HOSPITAL & MEDICAL CENTER INC 2635 N 7TH STREET GRAND JUNCTION, CO 81502 84-0425720	HEALTHCARE	CO	501(c)(3)	3	SCLHS	Yes	
(11) ST MARYS HOSPITAL DEVELOPMENT FOUNDATION 2635 N 7TH STREET GRAND JUNCTION, CO 81502 23-7001007	SUPPORT 501C3	CO	501(c)(3)	11A-TYPE I	SMHMC	Yes	
(12) SAINT JOSEPH HOSPITAL FOUNDATION 1835 FRANKLIN STREET DENVER, CO 80218 84-0735096	SUPPORT 501C3	CO	501(c)(3)	11A-TYPE I	SJH	Yes	
(13) HOLY ROSARY HEALTHCARE 2600 WILSON MILES CITY, MT 59301 81-0231792	HEALTHCARE	MT	501(c)(3)	3	SCLHS	Yes	
(14) HOLY ROSARY HEALTHCARE FOUNDATION INC 2600 WILSON MILES CITY, MT 59301 20-2270238	SUPPORT 501C3	MT	501(c)(3)	11A-TYPE I	HRHC	Yes	
(15) ST VINCENT HEALTHCARE 1233 NORTH 30TH BILLINGS, MT 59101 81-0232124	HEALTHCARE	MT	501(c)(3)	3	SCLHS	Yes	
(16) ST VINCENT HEALTHCARE FOUNDATION PO BOX 35200 BILLINGS, MT 59107 81-0468034	SUPPORT 501C3	MT	501(c)(3)	7	SVHC	Yes	
(17) ST JAMES HEALTHCARE 400 SOUTH CLARK STREET BUTTE, MT 59701 81-0231785	HEALTHCARE	MT	501(c)(3)	3	SCLHS	Yes	
(18) ST JAMES HEALTHCARE FOUNDATION 400 SOUTH CLARK STREET BUTTE, MT 59701 65-1202190	SUPPORT 501C3	MT	501(c)(3)	11A-TYPE I	SJHC	Yes	
(19) JOHN WAYNE CANCER INSTITUTE 2000 SANTA MONICA BLVD SANTA MONICA, CA 90404 95-4291515	CANCER R&D	CA	501(c)(3)	4	SJHHC	Yes	

Form 990, Schedule R, Part II - Identification of Related Tax-Exempt Organizations

(a) Name, address, and EIN of related organization	(b) Primary activity	(c) Legal domicile (state or foreign country)	(d) Exempt Code section	(e) Public charity status (if section 501(c) (3))	(f) Direct controlling entity	(g) Section 512 (b)(13) controlled entity?	
						Yes	No
(21) SAINT JOHNS HOSPITAL & HLTH CENTER FNDTN 2121 SANTA MONICA BLVD SANTA MONICA, CA 90404 95-6100079	SUPPORT 501C3	CA	501(c)(3)	7	SJHHC	Yes	
(1) EXEMPLA LUTHERAN MEDICAL CENTER FNDTN 2480 W 26TH AVESUITE 360B DENVER, CO 80211 20-8846152	SUPPORT 501C3	CO	501(c)(3)	7	SCL-HFR INC	Yes	
(2) EXEMPLA GOOD SAMARITAN MEDICAL CTR FNDTN 200 EXEMPLA CIRCLE LAFAYETTE, CO 80026 84-1649162	SUPPORT 501C3	CO	501(c)(3)	7	SCL-HFR INC	Yes	
(3) LUTH MED CNTR PRO&GEN LIAB SELF-INS TRST 2480 W 26TH AVESUITE 360B DENVER, CO 80211 74-2571584	INSURANCE	CO	501(c)(3)	11A-TYPE I	SCL-HFR INC	Yes	
(4) SAINT JOSEPH HOSPITAL 1835 FRANKLIN STREET DENVER, CO 80218 84-0417134	HEALTHCARE	CO	501(c)(3)	3	SCLHS	Yes	
(5) MOUNT ST VINCENT HOME INC 4159 LOWELL BOULEVARD DENVER, CO 80211 84-0405260	RESIDENT CARE	CO	501(c)(3)	11A-TYPE I	SCLHS	Yes	
(6) SCL HEALTH-FRONT RANGE INC 2420 W 26TH AVE SUITE 100D DENVER, CO 80211 84-1103606	HOSPITAL SVCS	CO	501(c)(3)	3	SCLHS	Yes	

Form 990, Schedule R, Part III - Identification of Related Organizations Taxable as a Partnership

(a) Name, address, and EIN of related organization	(b) Primary activity	(c) Legal Domicile (State or Foreign Country)	(d) Direct Controlling Entity	(e) Predominant income(related, unrelated, excluded from tax under sections 512-514)	(f) Share of total income	(g) Share of end- of-year assets	(h) Disproprtionate allocations?		(i) Code V-UBI amount in Box 20 of K-1 (Form 1065)	(j) General or Managing Partner?		(k) Percentage ownership
							Yes	No		Yes	No	
PAVILION IMAGING LLC 750 WELLINGTON GRAND JUNCTION, CO 81501 03-0516198	RADIOLOGY	CO	NA	N/A	0	0			0			
HEALTHCARE MANAGEMENT LLC PO BOX 2907 GRAND JUNCTION, CO 81502 84-1238904	MGMT SERVICES	CO	NA	N/A	0	0			0			
SAN JUAN CANCER CENTER LLC 600 SOUTH 5TH STREET MONTROSE, CO 81401 20-2856331	OP CANCER	CO	NA	N/A	0	0			0			
DENVER WEST ENDOSCOPY CTRLLC 382 S ARTHUR AVENUE LOUISVILLE, CO 80027 46-0788218	OP ENDOSCOPY	CO	NA	N/A	0	0			0			
LUTHERAN CAMPUS ASC LLC 3455 LUTHRN PKW SUITE 150 WHEATRIDGE, CO 800336028 02-0749532	OP SURGERY	CO	NA	N/A	0	0			0			
COLORADO SURGICAL VENTURES LLC 30 S WACKER DR SUITE 2302 CHICAGO, IL 60606 20-8038915	OP SURGERY	CO	NA	N/A	0	0			0			
COLORADO SURGICAL HOSPITAL LLC 30 S WACKER DR SUITE 2302 CHICAGO, IL 60606 20-8038977	OP SURGERY	CO	NA	N/A	0	0			0			
MED-MAP LLC PO BOX 1295 BILLINGS, MT 59103 81-0491356	RENTAL REAL ESTAT	MT	NA	N/A	0	0			0			
YELLOWSTONE SURGERY CENTER LLC 1144 NORTH 28TH STREET BILLINGS, MT 59101 72-1519467	OP SURGERY	MT	NA	N/A	0	0			0			
ATHLETIC MEDICINE & PERFORMANCE LLC 1144 NORTH 28TH STREET BILLINGS, MT 59101	PHYSICAL THERAPY	MT	NA	N/A	0	0			0			
TWENTIETH STREET GENERAL PARTNERSHIP 201 SOUTH LAKE AVENUE STE 507 PASADENA, CA 91101 95-3974903	RENTAL REAL ESTAT	CA	NA	N/A	0	0			0			
SAINT JOHN'S MEDICAL PLAZA A CA Ltd 201 SOUTH LAKE AVENUE STE 507 PASADENA, CA 91101 95-3983096	RENTAL REAL ESTAT	CA	NA	N/A	0	0			0			
ALL CARE HOME HEALTH SOLUTIONS LLC 10170 E MISSISSIPPI AVENUE DENVER, CO 80247 46-2418729	HOME CARE	DE	NA	N/A	0	0			0			

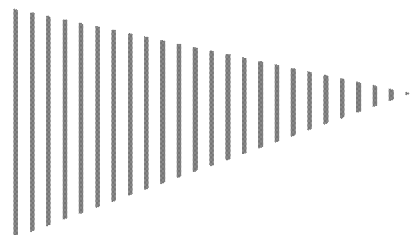
Form 990, Schedule R, Part V - Transactions With Related Organizations

(a) Name of other organization	(b) Transaction type(a-s)	(c) Amount Involved	(d) Method of determining amount involved
JOHN WAYNE CANCER INSTITUTE	a	1,493,450	CASH
SAINT JOHN'S HEALTH CENTER FOUNDATION	c	3,076,420	CASH
JOHN WAYNE CANCER INSTITUTE	o	159,292	CASH
JOHN WAYNE CANCER INSTITUTE	p	899,760	CASH
JOHN WAYNE CANCER INSTITUTE	q	132,032	CASH
SAINT JOHN'S HEALTH CENTER FOUNDATION	q	3,949,223	CASH
JOHN WAYNE CANCER INSTITUTE	r	54,841	CASH

CONSOLIDATED FINANCIAL STATEMENTS
AND SUPPLEMENTAL FINANCIAL INFORMATION

Sisters of Charity of Leavenworth Health System, Inc
Years Ended December 31, 2013 and 2012
With Reports of Independent Auditors

Ernst & Young LLP



Building a better
working world

Sisters of Charity of Leavenworth Health System, Inc

Consolidated Financial Statements
and Supplemental Financial Information

Years Ended December 31, 2013 and 2012

Contents

Report of Independent Auditors	1
Consolidated Financial Statements	
Consolidated Balance Sheets	2
Consolidated Statements of Operations	4
Consolidated Statements of Changes in Net Assets	5
Consolidated Statements of Cash Flows	6
Notes to Consolidated Financial Statements	7
Supplemental Financial Information	
Report of Independent Auditors on Supplemental Financial Information	38
Financial and Operating Information	39
Sources of Patient Revenue	40
Capitalization Ratio	41
Debt Service Coverage Requirements	42
Financial Performance	43
Utilization (Unaudited)	44



Ernst & Young LLP
Suite 3200
2701 17th Street
Denver, CO 80202
Tel: +1 720 931 4000
Fax: +1 720 931 4444
ey.com

Report of Independent Auditors

The Board of Directors
Sisters of Charity of Leavenworth
Health System, Inc

We have audited the accompanying consolidated financial statements of Sisters of Charity of Leavenworth Health System, Inc., which comprise the consolidated balance sheets as of December 31, 2013 and 2012, and the related consolidated statements of operations, changes in net assets, and cash flows for the years then ended, and the related notes to the consolidated financial statements.

Management's Responsibility for the Financial Statements

Management is responsible for the preparation and fair presentation of these financial statements in conformity with U.S. generally accepted accounting principles; this includes the design, implementation, and maintenance of internal control relevant to the preparation and fair presentation of financial statements that are free of material misstatement, whether due to fraud or error.

Auditor's Responsibility

Our responsibility is to express an opinion on these financial statements based on our audits. We conducted our audits in accordance with auditing standards generally accepted in the United States. Those standards require that we plan and perform the audit to obtain reasonable assurance about whether the financial statements are free of material misstatement.

An audit involves performing procedures to obtain audit evidence about the amounts and disclosures in the financial statements. The procedures selected depend on the auditor's judgment, including the assessment of the risks of material misstatement of the financial statements, whether due to fraud or error. In making those risk assessments, the auditor considers internal control relevant to the entity's preparation and fair presentation of the financial statements in order to design audit procedures that are appropriate in the circumstances, but not for the purpose of expressing an opinion on the effectiveness of the entity's internal control. Accordingly, we express no such opinion. An audit also includes evaluating the appropriateness of accounting policies used and the reasonableness of significant accounting estimates made by management, as well as evaluating the overall presentation of the financial statements.

We believe that the audit evidence we have obtained is sufficient and appropriate to provide a basis for our audit opinion.

Opinion

In our opinion, the financial statements referred to above present fairly, in all material respects, the consolidated financial position of Sisters of Charity of Leavenworth Health System, Inc. at December 31, 2013 and 2012, and the consolidated results of its operations, and its cash flows for the years then ended in conformity with U.S. generally accepted accounting principles.

Ernst & Young LLP

May 6, 2014

Sisters of Charity of Leavenworth Health System, Inc

Consolidated Balance Sheets

	December 31	
	2013	2012
	<i>(In Millions)</i>	
Assets		
Current assets		
Cash and cash equivalents	\$ 81.7	\$ 29.6
Current portion of investments	217.4	97.0
Accounts receivable		
Patient (less allowance for uncollectible accounts of \$151.6 million and \$147.0 million at December 31, 2013 and 2012, respectively)	306.8	367.9
Pledges receivable, net and other	36.4	26.2
Inventory	40.0	40.3
Prepays and other assets	36.7	37.7
Assets held for sale	207.8	282.6
Total current assets	926.8	881.3
Investments		
Investments, net of current portion	1,469.7	1,637.9
Assets limited as to use		
Restricted funds – self-insured risks	80.1	77.7
Trustee-held funds	29.1	69.4
	109.2	147.1
Land, buildings, and equipment, net	1,744.5	1,532.2
Other assets		
Investments in joint ventures	23.7	24.2
Pledges receivable, net	3.4	5.1
Accrued pension assets	23.9	–
Other assets	49.5	40.3
	100.5	69.6
Total assets	\$ 4,350.7	\$ 4,268.1

	December 31	
	2013	2012
	<i>(In Millions)</i>	
Liabilities and net assets		
Current liabilities		
Current maturities of long-term obligations	\$ 190.1	\$ 67.7
Accrued interest payable	26.0	29.3
Accounts payable	104.9	162.4
Accrued salaries, wages, and benefits	99.9	111.9
Other accrued expenses	40.4	59.6
Liabilities held for sale	48.3	24.1
Total current liabilities	509.6	455.0
Other noncurrent liabilities		
Reserve for self-insured risks	80.0	75.9
Accrued pension payable	6.5	53.5
Accrued swap payable	15.0	27.8
Other liabilities	31.8	18.3
	133.3	175.5
Capital structure		
Bonds payable	1,575.1	1,329.0
Other notes and capital leases payable	1.9	250.0
	1,577.0	1,579.0
Less current maturities	190.1	67.7
	1,386.9	1,511.3
Total liabilities	2,029.8	2,141.8
Net assets		
Noncontrolling interest	3.8	2.7
SCL Health System controlling interest	2,179.5	1,986.7
Total unrestricted net assets	2,183.3	1,989.4
Temporarily restricted	100.5	105.2
Permanently restricted	37.1	31.7
Total net assets	2,320.9	2,126.3
Total liabilities and net assets	\$ 4,350.7	\$ 4,268.1

See accompanying notes

Sisters of Charity of Leavenworth Health System, Inc

Consolidated Statements of Operations

	Year Ended December 31	
	2013	2012
	<i>(In Millions)</i>	
Patient services		
Operating revenue		
Net patient service revenue before provision for bad debts	\$ 2,315.9	\$ 2,193.1
Provision for bad debts	(144.8)	(93.5)
Net patient service revenue	2,171.1	2,099.6
Other operating revenue	106.1	90.3
Net assets released from restrictions	17.1	7.4
Net gain from joint ventures	9.6	22.7
Net gain from disposal of assets	0.6	3.4
Total operating revenue	2,304.5	2,223.4
Operating expenses		
Salaries and wages	930.3	907.1
Employee benefits	208.6	205.2
Other operating expenses	890.1	813.7
Depreciation and amortization	183.5	185.2
Interest and amortization	50.6	55.5
Total operating expenses	2,263.1	2,166.7
Income from continuing operations	41.4	56.7
Nonoperating gains (losses)		
Income tax expense	(3.5)	(7.1)
Investment income	155.3	139.2
Loss on early extinguishment of debt	(0.1)	(0.6)
Mission Fund expenditures	(1.2)	(5.1)
Total nonoperating gains, net	150.5	126.4
Excess of revenue over expenses	191.9	183.1
Less amounts attributable to noncontrolling interest	3.3	2.5
Excess of revenue over expenses attributable to SCL Health System	\$ 188.6	\$ 180.6

See accompanying notes

Sisters of Charity of Leavenworth Health System, Inc

Consolidated Statements of Changes in Net Assets

	Year Ended December 31, 2013			Year Ended December 31, 2012		
	Total	Controlling (In Millions)	Noncontrolling	Total	Controlling (In Millions)	Noncontrolling
Unrestricted net assets						
Excess of revenue over expenses	\$ 191.9	\$ 188.6	\$ 3.3	\$ 183.1	\$ 180.6	\$ 2.5
Loss related to discontinued operations	(82.5)	(82.5)	—	(427.1)	(427.1)	—
Change in unrealized value of interest rate swaps	11.0	11.0	—	1.5	1.5	—
Acquisition of noncontrolling interest of Exempla Inc	—	—	—	(274.7)	—	(274.7)
Change in noncontrolling interest	—	—	—	—	(26.1)	26.1
Distributions to noncontrolling interest	(2.2)	—	(2.2)	(2.5)	—	(2.5)
Contributions to related organizations	(0.5)	(0.5)	—	(4.6)	(4.6)	—
Pension-related charges other than net periodic pension costs	61.2	61.2	—	(28.2)	(28.2)	—
Net assets released for capital acquisitions	9.8	9.8	—	7.4	7.4	—
Unrestricted net assets reclassification	5.2	5.2	—	—	—	—
	193.9	192.8	1.1	(545.1)	(296.5)	(248.6)
Temporarily restricted net assets						
Contributions	37.4	37.4	—	17.5	17.5	—
Net investment activity	2.1	2.1	—	1.9	1.9	—
Temporarily restricted net assets reclassification	(2.1)	(2.1)	—	—	—	—
Net assets released from restrictions	(42.1)	(42.1)	—	(34.9)	(34.9)	—
	(4.7)	(4.7)	—	(15.5)	(15.5)	—
Permanently restricted net assets						
Contributions	7.7	7.7	—	0.5	0.5	—
Net investment activity	0.8	0.8	—	0.4	0.4	—
Permanently restricted net assets reclassification	(3.1)	(3.1)	—	—	—	—
	5.4	5.4	—	0.9	0.9	—
	194.6	193.5	1.1	(559.7)	(311.1)	(248.6)
Increase (decrease) in net assets	2,126.3	2,123.6	2.7	2,686.0	2,434.7	251.3
Beginning net assets				\$ 2,126.3	\$ 2,123.6	\$ 2.7
Ending net assets	\$ 2,320.9	\$ 2,317.1	\$ 3.8			

See accompanying notes

Sisters of Charity of Leavenworth Health System, Inc

Consolidated Statements of Cash Flows

	Year Ended December 31	
	2013	2012
	<i>(In Millions)</i>	
Operating activities		
Increase (decrease) in net assets	\$ 194.6	\$ (559.7)
Adjustments to reconcile increase (decrease) in net assets to net cash provided by operating activities and discontinued operations		
Depreciation and amortization	208.1	226.9
Loss on assets held for sale	73.9	394.6
Note payable issued to acquire noncontrolling interest	—	230.0
Acquisition of noncontrolling interest	—	44.7
Change in cash from assets held for sale	(4.1)	(1.2)
Loss on defeasance of debt	0.1	0.6
Provision for bad debts	162.0	120.5
Increase in accounts receivable, net of allowances	(156.6)	(127.4)
Change in unrealized value of interest rate swaps	(11.0)	(1.5)
Restricted contributions	(45.1)	(18.0)
Pension-related charges other than net periodic pension costs	(61.2)	28.2
Net assets released for capital acquisitions	(9.8)	(7.4)
Net gain from joint ventures	(9.6)	(22.7)
Net gain (loss) from disposal of assets	1.2	(3.7)
(Decrease) increase in investments	64.7	(69.4)
Increase in other assets	(14.4)	(59.2)
(Decrease) increase in liabilities	(37.8)	75.7
Net cash provided by operating activities	355.0	251.0
Investing activities		
Acquisition of land, buildings, and equipment	(415.9)	(284.9)
Proceeds from disposal of land, buildings, and equipment	48.5	4.4
Decrease in investments in joint ventures	11.6	13.1
Net cash used in investing activities	(355.8)	(267.4)
Financing activities		
Acquisition of noncontrolling interest	—	(44.7)
Restricted contributions	45.1	18.0
Net assets released for capital acquisitions	9.8	7.4
Proceeds from issuance of long-term debt, net of original issue discount and financing costs	301.1	76.0
Payments on bonds, notes, and capital leases payable	(303.1)	(37.5)
Defeasance of bonds payable, including call and interest premium	—	(76.0)
Net cash provided by (used in) financing activities	52.9	(56.8)
Net increase (decrease) in cash and cash equivalents	52.1	(73.2)
Beginning cash and cash equivalents	29.6	102.8
Ending cash and cash equivalents	\$ 81.7	\$ 29.6
Supplemental disclosures of cash flow information		
Cash paid during the year for interest, including amounts capitalized	\$ 65.1	\$ 57.9
Interest expense capitalized	\$ 12.1	\$ 2.3
Transfer of land from investment to land, buildings, and equipment	\$ 10.1	\$ —
Note payable issued to acquire noncontrolling interest	\$ —	\$ 230.0

See accompanying notes

Sisters of Charity of Leavenworth Health System, Inc

Notes to Consolidated Financial Statements

December 31, 2013

1. Organization

The Sisters of Charity of Leavenworth Health System, Inc (SCL Health System) is a Catholic ministry that operates as a Kansas not-for-profit corporation, headquartered in Denver, Colorado. Leaven Ministries is a canonical entity and the sponsor of SCL Health System. The mission of SCL Health System is to reveal and foster God's healing love by improving the health of the people and communities we serve, especially those who are poor and vulnerable.

The primary ministry of SCL Health System is to witness the Gospel of Jesus by striving to provide quality health care in a spirit of justice and charity. Services are provided based on community need and available resources, with special concern for the poor and underserved. The ministry is carried out in many ways, including the provision of health care services at its locations.

SCL Health System controls a group of related entities identified as Affiliates (collectively referred to as SCL Health System). SCL Health System and its hospital, foundation, and clinic Affiliates have been determined to be exempt from federal income taxes under Section 501(a) of the Internal Revenue Code as organizations described in Section 501(c)(3). Income tax expenses in the accompanying consolidated statements of operations relates to wholly-owned for-profit entities.

On January 1, 1998, Exempla Healthcare, a Denver, Colorado-based health care delivery system, was formed by a joint operating agreement (JOA) between the parent company of SCL Health System, Community First Foundation (CFF), Exempla, Inc. (Exempla), and Saint Joseph Hospital, Inc. (SJH). Under the JOA, Exempla operated SJH and Exempla's subsidiaries: Exempla Lutheran Medical Center, Exempla Good Samaritan Medical Center (EGSMC), and Exempla Partners, LLC. In December 2009, SCL Health System gained control of Exempla and its subsidiaries and, accordingly, those entities were consolidated into SCL Health System's consolidated financial statements from that date forward. In 2010, Exempla became a Restricted Affiliate under the SCL Health System Master Trust Indenture (MTI).

On October 2, 2012, SCL Health System terminated the JOA, acquiring the remaining 50% noncontrolling interest in Exempla Healthcare for \$274.7 million, the price defined in the 2010 JOA amendment. SCL Health System paid CFF \$44.7 million at the date of closing, and executed a \$230.0 million note to CFF, which was repaid in 2013.

On April 1, 2013, SCL Health System completed the sale of Providence Medical Center in Kansas City, Kansas (PMC) and Saint John Hospital in Leavenworth, Kansas (SJL). On September 11, 2013, SCL Health System and Providence Health & Services, Southern California (Providence) signed a definitive agreement for Providence to assume sponsorship of Saint John's Hospital and Health Center in Santa Monica, California (SJSJ) for \$125.0 million. See Note 3 for discussion of the accounting and reporting for discontinued operations.

Sisters of Charity of Leavenworth Health System, Inc

Notes to Consolidated Financial Statements (continued)

1. Organization (continued)

The following organizations comprise the Affiliates that are owned by or affiliated with SCL Health System directly or indirectly through sole or shared corporate membership. All Affiliates listed below are included in the accompanying consolidated financial statements. Restricted Affiliates is a defined term under the MTI. See Note 7 for discussion regarding the Restricted Affiliates.

Restricted Affiliates	Location
Kansas	
St. Francis Health Center, Inc.	Topeka, Kansas
Colorado	
Exempla, Inc. and Subsidiaries	Denver, Colorado
Exempla Lutheran Medical Center	Wheat Ridge, Colorado
Exempla Lutheran Medical Center Foundation	Wheat Ridge, Colorado
Exempla Good Samaritan Medical Center, LLC	Lafayette, Colorado
Exempla Good Samaritan Medical Center Foundation	Lafayette, Colorado
Exempla Partners, LLC	Denver, Colorado
Saint Joseph Hospital, Inc.	Denver, Colorado
St. Mary's Hospital & Medical Center, Inc.	Grand Junction, Colorado
Montana	
Holy Rosary Healthcare	Miles City, Montana
St. James Healthcare	Butte, Montana
St. Vincent Healthcare	Billings, Montana
California	
Saint John's Hospital and Health Center ⁽¹⁾	Santa Monica, California

⁽¹⁾ Restricted Affiliate held for sale as of December 31, 2013 and 2012

Sisters of Charity of Leavenworth Health System, Inc
Notes to Consolidated Financial Statements (continued)

1. Organization (continued)

Other Affiliates	Location
Kansas	
Providence/Saint John Foundation, Inc	Kansas City, Kansas
St. Francis Health Center Foundation	Topeka, Kansas
Holton Community Hospital	Holton, Kansas
Caritas Clinics, Inc	Leavenworth and Kansas City, Kansas
Marian Clinic, Inc	Topeka, Kansas
Caritas, Inc. and Subsidiaries	Lenexa, Kansas
Colorado	
Saint Joseph Hospital Foundation	Denver, Colorado
St. Mary's Hospital Foundation	Grand Junction, Colorado
Marillac Clinic, Inc	Grand Junction, Colorado
Mount St. Vincent	Denver, Colorado
Montana	
St. Vincent Foundation, Inc	Billings, Montana
St. James Healthcare Foundation, Inc	Butte, Montana
Holy Rosary Healthcare Foundation, Inc	Miles City, Montana
California	
Saint John's Hospital and Health Center Foundation ⁽²⁾	Santa Monica, California
John Wayne Cancer Center, Inc. and Subsidiaries ⁽²⁾	Santa Monica, California
Grand Cayman, BWI	
Leaven Insurance Company, Ltd	Georgetown, Grand Cayman, BWI

⁽²⁾ Affiliate held for sale as of December 31, 2013 and 2012, in connection with Saint John's Hospital and Health Center

2. Summary of Significant Accounting Policies

Principles of Consolidation

All significant intercompany balances and transactions have been eliminated in the accompanying consolidated financial statements

Cash and Cash Equivalents

Cash and cash equivalents include investments in highly liquid debt instruments with a maturity of three months or less when purchased that have not otherwise been classified as assets limited as to use by Board designation or other arrangements under trust agreements due to a designation for long-term purposes

Sisters of Charity of Leavenworth Health System, Inc

Notes to Consolidated Financial Statements (continued)

2. Summary of Significant Accounting Policies (continued)

Accounts Receivable

SCL Health System provides health care services through inpatient, outpatient, and ambulatory care facilities and grants credit to patients, substantially all of whom are local residents in the communities served by SCL Health System. SCL Health System generally does not require collateral or other security in extending credit to patients; however, it routinely obtains assignment of (or is otherwise entitled to receive) patients' benefits payable under their health insurance programs, plans, or policies, including, but not limited to, Medicare, Medicaid, health maintenance organizations, and commercial insurance policies.

Accounts written off as uncollectible are deducted from the allowance for uncollectible accounts, and subsequent recoveries are added. The allowance for uncollectible accounts is based upon management's assessment of historical and expected net collections considering the business and general economic conditions in its service area, trends in health care coverage, and other collection indicators. Throughout the year, management assesses the adequacy of the allowance for uncollectible accounts based upon historical collection experience by payor category and other factors. The results of these reviews are then used to make any modifications to the provision for uncollectible accounts to establish an appropriate allowance for uncollectible accounts. The allowance for uncollectible accounts includes a reserve for both uninsured patients and balance after insurance accounts receivable. SCL Health System's allowance percentage for uninsured patients is approximately 89.0% and 37.0% for balance after insurance accounts receivable. At December 31, 2013 and 2012, the allowance for uncollectible accounts was \$151.6 million and \$147.0 million, respectively. The uncollectible allowance increased in 2013 as more uninsured patients qualified to receive charity assistance, per SCL Health System charity policy, and the timing of accounts written off as uncollectible was standardized across the organization.

The following is a roll-forward of the allowance for uncollectible accounts as reflected in the accompanying consolidated balance sheets:

	2013	2012
	<i>(In Millions)</i>	
Balance, beginning of year	\$ 147.0	\$ 167.1
Provision for bad debts	162.0	120.5
Write-offs, net of recoveries	(157.4)	(140.6)
Balance, end of year	<u>\$ 151.6</u>	<u>\$ 147.0</u>

Inventory

Inventory consists primarily of medical supplies and pharmaceuticals and is stated at the lower of actual cost, generally on the first-in, first-out basis, or market.

Sisters of Charity of Leavenworth Health System, Inc

Notes to Consolidated Financial Statements (continued)

2. Summary of Significant Accounting Policies (continued)

Investments and Assets Limited as to Use

SCL Health System holds the majority of its investments through the Comprehensive Investment Program (CIP), an investment pool of funds in which a limited number of unaffiliated nonprofit entities participate. SCL Health System does not consolidate the entire investment pool of funds as a portion of the investments represents the interest of other entities. Accordingly, as related to the CIP, SCL Health System's investments recorded in the accompanying consolidated financial statements at fair value consist only of SCL Health System's pro rata share of the CIP's investments held for participants. Following are descriptions of each asset class held within the CIP:

Absolute Return This is a fund of funds with investments in private equity, structured credit, real estate, asset-based lending, and distressed assets.

Core Hedge Funds The core hedge fund pool consists of hedge fund of fund managers (to enhance diversification) whose target is an equity-like return with substantially less volatility than the equity market. The underlying managers may use leverage and may short securities in implementing their investment style. The core hedge fund pool consists of limited partnerships.

Domestic Equity The domestic equity pool invests in securities listed on the various stock exchanges located in the United States (NYSE, AMEX, NASDAQ, etc.). Foreign companies with domestically issued securities (American depository receipts (ADR's)) are allowed in the domestic equity pool. The domestic equity pool may consist of pooled vehicles and/or separate accounts.

Domestic Fixed Income The fixed income pool invests in a variety of fixed income instruments ranging in duration from 0 to 30 years or more. The aggregate duration of the pool is generally 5 to 7 years or less. The fixed income pool may consist of pooled vehicles and/or separate accounts.

Global Equity The global equity pool invests in securities listed on the major exchanges around the world. Global equity securities may be domiciled in developed and emerging markets and will expose the holders of this fund to currency risk as the equities may be denominated in the local currency of the market in which they trade. The global equity pool consists of pooled vehicles only when custodial and administrative costs associated with separate accounts prove inefficient.

Opportunistic Funds These funds invest in private markets securities with longer investment horizons including private equity, distressed debt, and real estate.

Real Return The real return pool consists of a variety of inflation hedging strategies including (but not limited to) public and private real estate, inflation-linked bonds, and commodities and commodity-linked equities. The real return pool consists of pooled vehicles only when custodial and administrative costs associated with separate accounts prove inefficient.

Tactical Asset Allocation The tactical asset allocation pool consists of managers that are allowed to purchase cash, fixed income, and equity securities across the globe. The tactical asset allocation pool consists of pooled vehicles only when custodial and administrative costs associated with separate accounts prove inefficient.

Sisters of Charity of Leavenworth Health System, Inc
Notes to Consolidated Financial Statements (continued)

2. Summary of Significant Accounting Policies (continued)

SCL Health System invests funds in excess of operating requirements. Trustee-held funds are the unspent proceeds related to bond financings and investments related to the executive supplemental retirement plans. Restricted funds – self-insured risks are funds set aside by SCL Health System to satisfy insurance claims and other related expenditures. Investments in equity and debt securities are measured at fair value.

Substantially all investments are considered to be trading securities. Investment income or loss (including realized and unrealized gains and losses on investments, interest, and dividends) is included in excess of revenue over expenses unless the income or loss is restricted by donor or law. Gains and losses with respect to disposition of marketable securities are based on the specific-identification method. Investment returns related to temporarily and permanently restricted net assets are added or deducted from the appropriate net asset balance based on donors' intent.

Derivative Financial Instruments

SCL Health System investment fund managers use derivative financial instruments in the investment portfolio to moderate changes in value due to fluctuations in financial markets. SCL Health System has not designated its derivatives related to marketable securities as hedges, and the change in fair value of these derivatives is recognized as a component of investment income.

SCL Health System uses interest rate swap contracts in managing its capital structure. SCL Health System recognizes these derivative instruments as either assets or liabilities in the consolidated balance sheets at fair value. The accounting for changes in the fair value (i.e., gains or losses) of a derivative instrument depends on whether it has been designated and qualifies as part of a hedging relationship and the type of hedging relationship.

For derivative instruments that are designated and qualify as a cash flow hedge (i.e., hedging the exposure to variability in expected future cash flows that is attributable to a particular risk), the effective portion of the gain or loss on the derivative instrument is reported as a component of unrestricted net assets and reclassified into excess of revenues over expenses in the same period or periods during which the cash flows of the hedged transaction are settled. The ineffective portion is recorded in the excess of revenues over expenses in the current period. If the hedging relationship ceases to be highly effective or it becomes probable that an expected transaction will no longer occur, subsequent gains or losses on the derivatives would be recorded in excess of revenues over expenses.

Land, Buildings, and Equipment

Land, buildings, and equipment are stated at cost, if purchased, or fair market value at the date of donation. Improvements and replacements are capitalized, and repairs and maintenance are expensed when incurred. Interest incurred in connection with borrowings to finance major construction or expansion of facilities is capitalized during the construction period and subsequently amortized over the lives of the related assets. Provision for depreciation is calculated using the straight-line method, which allocates the cost of tangible property equally over its estimated life. Estimated useful lives are generally those recommended by the American Hospital Association.

Sisters of Charity of Leavenworth Health System, Inc
Notes to Consolidated Financial Statements (continued)

2. Summary of Significant Accounting Policies (continued)

Land, buildings, equipment, and accumulated depreciation, as of December 31, were as follows

	2013	2012
	<i>(In Millions)</i>	
Land	\$ 134.9	\$ 122.4
Buildings, land improvements, and equipment	3,159.7	3,016.1
Construction in progress	447.3	214.9
	3,741.9	3,353.4
Less accumulated depreciation	1,997.4	1,821.2
	\$ 1,744.5	\$ 1,532.2

Asset Impairment

SCL Health System considers whether indicators of impairment are present or performs the necessary test to determine whether the carrying value of an asset is appropriate. Impairment write-downs are recognized in income from operations at the time the impairment is identified, except for alternative investment impairments, which are recognized in investment income in nonoperating gains (losses).

During 2011, SCL Health System began work on a replacement hospital for SJH, which is expected to open in December 2014. As a result, the remaining useful life of the building and equipment assets was re-evaluated during 2011. Accelerated depreciation on building and equipment assets whose useful life will end on December 31, 2014, was \$19.7 million and \$12.0 million in 2013 and 2012, respectively. See Note 3 for discussion of asset impairment related to discontinued operations.

Meaningful Use Revenue

The American Recovery and Reinvestment Act of 2009 established incentive payments under Medicare and Medicaid programs for certain eligible professionals, hospitals, and critical access hospitals (Providers). Providers can receive incentive payments by adopting, implementing, and upgrading electronic health records (EHR) technology. Providers can also receive incentive payments for demonstrating meaningful use of EHR technology. Upon satisfaction of the meaningful use criteria, using a grant accounting model, SCL Health System recognized \$13.9 million and \$15.6 million of these incentive payments within other operating revenue on the consolidated statements of operations for the years ended December 31, 2013 and 2012, respectively, related to continuing operations. If specified meaningful use criteria are met in future periods, SCL Health System may qualify for additional incentive payments.

Deferred Financing Costs

Deferred financing costs are amortized over the lives of the bonds utilizing the effective interest method.

Sisters of Charity of Leavenworth Health System, Inc
Notes to Consolidated Financial Statements (continued)

2. Summary of Significant Accounting Policies (continued)

Investments in Joint Ventures

SCL Health System accounts for investments in joint ventures using the equity or cost method, depending on the nature of the investment and extent of control or ownership by SCL Health System

Temporarily and Permanently Restricted Net Assets

Temporarily restricted net assets are those whose use by SCL Health System has been limited by donors to a specific time period or purpose. These assets relate primarily to gifts restricted for capital expenditures, research, or health care services.

Permanently restricted net assets have been restricted by donors to be maintained by SCL Health System in perpetuity, the income from which is expendable based on donor intent.

Reclassification of temporarily and permanently restricted net assets on the consolidated statements of changes in net assets represents donor changes or subsequent clarification in the intended purpose of previously recorded contributions.

Contributions to Related Organizations

SCL Health System records payments to Leaven Ministries and transfers from related foundations to other affiliated entities as contributions to related organizations, which are recorded as changes in net assets.

Contributions for Long-Lived Assets

Contributions for long-lived assets are those contributions, bequests, or grants to SCL Health System for the sole purpose of acquiring capitalized long-lived assets.

Contributions, Bequests, and Grants

Donors' unconditional pledges to give cash and other assets are reported at fair value at the date the promise is received. Donors' conditional pledges to give and indications of intentions to give are reported at fair value at the date the condition is satisfied. Except for contributions for long-lived assets, all unrestricted contributions, bequests, and grants are included in excess of revenue over expenses. Contributions, bequests, and grants are reported as either temporarily or permanently restricted support if they are received with donor stipulations that limit the use of the donated assets. When a donor restriction is satisfied (as to either time or purpose), temporarily restricted net assets are reclassified as unrestricted net assets and reported in the consolidated statements of operations and changes in net assets as net assets released from restrictions. Resources temporarily restricted by donors for additions to land, buildings, and equipment whose purposes have been met are recorded as net assets released for capital acquisitions in the consolidated statements of changes in net assets. Donor-restricted contributions whose restrictions are met within the same year as received are reported as unrestricted contributions in the accompanying consolidated financial statements.

Sisters of Charity of Leavenworth Health System, Inc
Notes to Consolidated Financial Statements (continued)

2. Summary of Significant Accounting Policies (continued)

Endowments

SCL Health System's endowments consist of approximately 70 individual funds established for a variety of purposes. Endowment assets include those assets of donor-restricted funds that SCL Health System must hold in perpetuity or for a donor-specified period, as well as Board-designated funds. Net assets associated with endowment funds are classified and reported based on the existence or absence of donor-imposed restrictions.

SCL Health System is subject to the Uniform Prudent Management of Institutional Funds Acts (UPMIFA), as separately enacted in Kansas, Colorado, Montana, and California. Collectively, these statutes establish requirements for the management, investment, and expenditure of endowed funds. SCL Health System has adopted investment and spending policies for endowment assets that attempt to provide a stream of funding to programs supported by its endowment while seeking to maintain the purchasing power of the endowment assets. Under these policies, the endowment assets are invested in a manner that is intended to produce results that exceed the price and yield results of their relevant benchmarks while assuming a reasonable level of investment risk.

As of December 31, 2013 and 2012, the permanently restricted endowment net assets were \$37.1 million and \$28.7 million, respectively. Included in these amounts are \$14.5 million and \$14.4 million, respectively, of endowments associated with discontinued operations.

Use of Estimates

The preparation of consolidated financial statements in conformity with U.S. generally accepted accounting principles (GAAP) requires management to make estimates and assumptions that affect the reported amounts of assets and liabilities and disclosures of contingent assets and liabilities at the date of the consolidated financial statements. Estimates also affect the reported amounts of revenue and expenses during the reporting period. Actual results may differ from those estimates.

Operating and Nonoperating Gains (Losses)

SCL Health System's primary mission is to meet the health care needs of its service areas through a broad range of general and specialized health care services, including inpatient, acute care, outpatient, physician, and other health care services. Activities directly associated with the furtherance of this purpose are considered to be operating activities. Other activities that result in gains or losses peripheral to SCL Health System's primary mission are considered to be nonoperating. Nonoperating activities include income tax expense, investment income, loss on early extinguishment of debt, and Mission Fund expenditures.

Sisters of Charity of Leavenworth Health System, Inc
Notes to Consolidated Financial Statements (continued)

2. Summary of Significant Accounting Policies (continued)

Operating and Performance Indicators

The activities of SCL Health System are primarily related to providing health care services, and accordingly, expense information by functional classification is not used as a basis for measuring performance. Furthermore, since substantially all resources are derived from providing health care services, similar to that provided by a business enterprise, the following indicators are considered important in evaluating how well management has discharged its stewardship responsibilities:

Operating Indicator (income from continuing operations) – Includes all unrestricted revenue, gains, and other support, equity income or loss of unconsolidated health care subsidiaries, and expenses directly related to the recurring and ongoing health care operations during the reporting period. The operating indicator excludes income tax expense, investment income or losses (including changes in unrealized gains and losses on investments), loss on early extinguishment of debt, Mission Fund expenditures, and gains and losses deemed by management not to be directly related to providing health care services.

Performance Indicator (excess of revenues over expenses attributable to SCL Health System) – Includes income from continuing operations and nonoperating gains, net. The performance indicator excludes the change in fair value of interest rate swaps designated as a hedge, noncontrolling interest, pension-related charges other than net periodic pension costs, contributions to related organizations, contributions for capital expenditures, and amounts attributable to noncontrolling interest.

Noncontrolling Interest in Subsidiaries

SCL Health System attributed excess of revenue over expenses of \$3.3 million and \$2.5 million for the years ended December 31, 2013 and 2012, respectively, to the noncontrolling interests based on the contractual terms of joint ventures and the ownership percentage of the noncontrolling interests in certain of the consolidated subsidiaries. These amounts are reflected in unrestricted net assets in the consolidated balance sheets, net of distributions.

SCL Health System acquired the remaining 50% noncontrolling interest in Exempla Healthcare in October 2012, at the price defined in the 2010 amendment. The acceleration of the transaction reduced unrestricted net assets by \$274.7 million, reflected in acquisitions of noncontrolling interest of Exempla Inc. in the consolidated statement of changes in net assets.

Discontinued Operations

A component of an entity is reported as discontinued operations if, among other things, such component (i) has been disposed of or is classified as held for sale, (ii) has operations and cash flows that can be clearly distinguished from the rest of the reporting entity, and (iii) will be eliminated from the ongoing operations of the reporting entity. In the period that a component meets such criteria, its results of operations for current and prior periods are reclassified to discontinued operations, and the assets and liabilities of the related disposal group are segregated on the consolidated balance sheets. See Note 3 for information regarding SCL Health System's discontinued operations.

Sisters of Charity of Leavenworth Health System, Inc

Notes to Consolidated Financial Statements (continued)

2. Summary of Significant Accounting Policies (continued)

Reclassifications

Certain balances in the 2012 consolidated financial statements have been reclassified to conform to the current year presentation. The effect of such reclassifications did not change total net assets or excess of revenues over expenses.

Adoption of Accounting Pronouncements

In December 2011, the Financial Accounting Standards Board (FASB) issued Accounting Standards Update (ASU) 2011-11, *Disclosures about Offsetting Assets and Liabilities*, which requires additional disclosures concerning the offsetting of assets and liabilities related to certain derivatives and hedging instruments. SCL Health System adopted the provisions of this standard in 2013, which did not have a significant effect on the consolidated financial statements.

In July 2012, the FASB issued ASU 2012-02, *Testing Indefinite-Lived Intangible Assets for Impairment*, which allows an entity to first assess qualitative factors to determine whether the existence of events and circumstances indicates that it is more likely than not that an indefinite-lived intangible asset such as goodwill is impaired. If, after assessing the totality of events and circumstances, an entity concludes that it is not more likely than not that the indefinite-lived intangible asset is impaired, then no further action is required. However, if an entity concludes otherwise, then it is required to determine fair value of the indefinite-lived intangible asset and perform the qualitative impairment test by comparing fair value with carrying amount. SCL Health System adopted the provisions of this standard in 2013, which did not have a significant effect on the consolidated financial statements.

3. Discontinued Operations

SCL Health System entered into an asset purchase agreement with Prime Healthcare for the sale of PMC and SJL for \$54.1 million and completed the sale transaction on April 1, 2013. On September 11, 2013, SCL Health System and Providence signed a definitive agreement for Providence to assume sponsorship of SJSM. In accordance with Accounting Standards Codification (ASC) 205-20, *Presentation of Financial Statements – Discontinued Operations*, and ASC 360, *Property, Plant, and Equipment*, the results of operations associated with these locations have been reported as discontinued operations and are included in the consolidated statements of changes in net assets. Assets held for sale consist primarily of inventory, prepaid expenses, fixed assets, restricted pledges, and investments in joint ventures. Liabilities held for sale consist of accrued expenses.

Sisters of Charity of Leavenworth Health System, Inc

Notes to Consolidated Financial Statements (continued)

3. Discontinued Operations (continued)

Related to the locations held for sale, SCL Health System recorded a deficiency of revenue over expenses of \$82.5 million and \$427.1 million for the years ended December 31, 2013 and 2012, respectively, which is reported as discontinued operations in the accompanying consolidated financial statements. Included in the loss on discontinued operations for 2013 and 2012 is an asset impairment loss of \$73.9 million and \$394.6 million, respectively, representing the difference between the fair value of assets held for sale, less costs to sell, and their net book value. Total operating revenues, total operating expenses, and asset impairment included in the results of discontinued operations for the years ended December 31 are summarized below:

	2013	2012
	<i>(In Millions)</i>	
Total operating revenues	\$ 369.0	\$ 498.5
Total operating expenses	(380.3)	(530.3)
Asset impairment	(73.9)	(394.6)
	<u>(85.2)</u>	<u>(426.4)</u>
Nonoperating gains (losses)	2.7	(0.7)
Loss related to discontinued operations	<u>\$ (82.5)</u>	<u>\$ (427.1)</u>

The consolidated statements of cash flows include source of \$66.8 million and use of \$46.9 million of operating, investing, and financing activities related to discontinued operations for the years ended December 31, 2013 and 2012, respectively.

4. Charity Care

SCL Health System has a mission to care for those who are poor and vulnerable and provides charity care to patients deemed to be either financially or medically indigent. Policies have been established that define charity care and provide guidelines for assessing a patient's ability to pay. Evaluation procedures for charity care qualification have been established for those situations when previously unknown financial circumstances are revealed or when incurred charges are significant when compared to the individual patient's income and/or net assets.

The cost to provide charity care using the consolidated cost to charge ratio was \$82.3 million and \$80.1 million for 2013 and 2012, respectively. The ratio of cost to charges is calculated based on SCL Health System's total operating expenses less other nonpatient operating revenue divided by gross patient service revenue.

In addition to traditional charity care services, SCL Health System has a financial assistance policy that offers discounted services to uninsured patients who do not otherwise qualify for charity. The payments expected from patients are based on rates negotiated with managed care plans, with discounts determined on a sliding scale tied to the federal poverty level. SCL Health System's financial assistance policy prohibits the use of collection practices that do not respect the dignity of its patients. Liens on principal residences may only be used when there is clear evidence of the patient's ability to pay, may not be used to force foreclosure or sale, and must be approved by the Affiliate's Board Finance Committee.

Sisters of Charity of Leavenworth Health System, Inc

Notes to Consolidated Financial Statements (continued)

4. Charity Care (continued)

SCL Health System benefits its communities in a variety of ways. To improve the health status of citizens in the communities served, it provides numerous community education programs that alert the public to various health problems and how they can be addressed. SCL Health System offers health promotion and wellness programs and provides specific health care services and programs for senior citizens. Each of these programs helps contain the growth of community health care costs through prevention and positive intervention. SCL Health System has established a Mission Fund at each Affiliate. Earnings from the funds are available to support these charitable services and programs.

SCL Health System addresses problems of the poor in the communities by providing services such as health fairs and screenings at no cost or at substantially reduced rates. It provides prenatal education classes especially for low-income persons and transportation for those who otherwise would have no access to medical services. SCL Health System also supports organizations that provide other outreach programs for the poor, including the stand-alone clinics that serve only the medically underserved populations in their service areas.

SCL Health System encourages use of its facilities, consistent with its tax-exempt status, by other organizations and individuals to join in carrying out a broad health agenda. It promotes volunteerism by providing specific programs and training for volunteers from the community, encourages staff involvement in community organizations, and provides health-related information to the community by sponsoring speaker bureaus and tours of its facilities.

SCL Health System sponsors four stand-alone clinic affiliates (the Clinics) specifically for those individuals who have no other source of health care assistance. Generally, the Clinics do not serve persons with Medicare or any kind of private health insurance. The majority of funding for the Clinics is generated from individual contributions, donations, foundations, grants, and in-kind services. The Clinics create access to health care for those individuals without access, provide channels for physicians to reach the poor, and make a difference in the communities where they are established.

5. Net Patient Service Revenue

A significant portion of SCL Health System's services are provided to patients under Medicare, Medicaid, and other agreements with third-party contractual agencies. Such contracts provide for payment or reimbursement to SCL Health System at other-than-standard charges. Estimated settlements have been reflected in the accompanying consolidated balance sheets for differences between interim payments and the total payments to be received under the contracts.

The administrative procedures related to the cost reimbursement programs in effect generally preclude final determination of amounts due or payable until cost reports are audited or otherwise reviewed and settled upon by the applicable administrative agencies. Normal estimation differences between final settlements and amounts accrued in previous years are reported as current year contractual adjustments.

Sisters of Charity of Leavenworth Health System, Inc

Notes to Consolidated Financial Statements (continued)

5. Net Patient Service Revenue (continued)

Net patient service revenue as reflected in the accompanying consolidated statements of operations consists of the following

	2013	2012
	<i>(In Millions)</i>	
Gross patient service charges		
Inpatient charges	\$ 3,824.7	\$ 3,703.6
Outpatient charges	3,303.6	2,974.4
Total gross patient service charges	<u>7,128.3</u>	<u>6,678.0</u>
Deductions from patient service charges		
Contractual allowances and other	4,540.3	4,227.1
Charity allowances	272.1	257.8
Total deductions from patient service charges	<u>4,812.4</u>	<u>4,484.9</u>
Net patient service revenue before provision for bad debts	2,315.9	2,193.1
Provision for bad debts	(144.8)	(93.5)
Net patient service revenue	<u>\$ 2,171.1</u>	<u>\$ 2,099.6</u>

Net patient service revenue is reported at estimated net realizable amounts from patients, third-party payors, and others for services rendered and includes estimated retroactive revenue adjustments due to audits, reviews, and investigations. Retroactive adjustments are considered in the recognition of revenue on an estimated basis in the period the related services are rendered, and such amounts are adjusted in future periods as adjustments become known or as years are no longer subject to such audits, reviews, or investigations.

The primary sources of consolidated gross patient service charges include Medicare, state-administered Medicaid programs, contracted rate payors (including health maintenance organizations and preferred provider organizations), commercial insurers, self-paying patients, and other sources. The following information provides consolidated net patient service revenue before the provision for doubtful accounts by payor for the years ended December 31.

	2013		2012	
	<i>(In Millions)</i>			
Medicare	\$ 588.1	25%	\$ 645.4	29%
Medicaid	223.3	10	205.3	9
Managed care, commercial, and other	1,364.5	59	1,218.7	56
Self-pay	140.0	6	123.7	6
	<u>\$ 2,315.9</u>	<u>100%</u>	<u>\$ 2,193.1</u>	<u>100%</u>

Sisters of Charity of Leavenworth Health System, Inc

Notes to Consolidated Financial Statements (continued)

5. Net Patient Service Revenue (continued)

Revenue from Kaiser Permanente (see Note 12) represented approximately 20.7% and 21.6% of SCL Health System's net patient service revenue for the years ended December 31, 2013 and 2012, respectively, related to continuing operations. Approximately 65% of SCL Health System's net patient service revenue is derived from Affiliates doing business in the state of Colorado.

Laws and regulations governing the Medicare and Medicaid programs are complex and subject to interpretation. As a result, there is a reasonable possibility that recorded estimates may change. Compliance with such laws and regulations can be subject to future government review and interpretation, as well as significant regulatory action, including fines, penalties, and exclusion from the Medicare and Medicaid programs.

The Centers for Medicare & Medicaid Services (CMS) have made inquiries regarding certain reimbursements claimed by SCL Health System. SCL Health System has adopted internal organizational responsibility and compliance programs to address these concerns and seeks to proactively respond to these requests. SCL Health System does not expect that the ultimate resolution of these inquiries will be material to its consolidated financial statements.

6. Investments and Assets Limited as to Use

The majority of SCL Health System's investments are comprised of its pro rata share of the CIP's funds held for participants and certain other investments such as those investments held and managed by foundations and the captive insurance company. Investments and assets limited as to use, stated at fair value, were as follows:

	December 31	
	2013	2012
	<i>(In Millions)</i>	
Held in the CIP		
Cash and cash equivalents	\$ 60.9	\$ 59.9
Absolute return	17.6	28.7
Core hedge funds	108.1	78.1
Domestic equity	147.0	141.4
Domestic fixed income	509.4	551.2
Global equity	348.1	320.6
Opportunistic	18.3	20.9
Real estate	36.6	50.0
Real return	238.2	239.3
Tactical asset allocation	162.3	172.1
	1,646.5	1,662.2
Investments held outside of the CIP	149.8	219.8
	\$ 1,796.3	\$ 1,882.0

SCL Health System's pro rata share of the CIP's funds was \$1,646.5 million and \$1,662.2 million at December 31, 2013 and 2012, respectively, representing 84% and 85% of the funds held for participants in the CIP at those respective dates. At December 31, 2013, \$36.6 million of real estate was held in the CIP. The real estate is not held in units and is wholly owned by SCL Health System.

Sisters of Charity of Leavenworth Health System, Inc

Notes to Consolidated Financial Statements (continued)

6. Investments and Assets Limited as to Use (continued)

SCL Health System's investments are exposed to various kinds and levels of risk. Fixed income securities expose SCL Health System to interest rate risk, credit risk, and liquidity risk. As interest rates change, the value of many fixed income securities is affected, particularly those with fixed interest rates. Credit risk is the risk that the obligor of the security will not fulfill its obligation. Liquidity risk is affected by the willingness of market participants to buy and sell given securities. SCL Health System's investments are diversified across a broad range of asset classes, durations, and funds to avoid concentrations of risk in any particular company, region, or industry.

Equity securities expose SCL Health System to market risk, performance risk, and liquidity risk. Market risk is the risk associated with major movements of the equity markets, both foreign and domestic. Performance risk is that risk associated with a company's operating performance. Liquidity risk as previously defined tends to be higher for foreign equities and equities related to small capitalization companies.

The real estate investments, opportunistic investments, and absolute return funds present similar risks to all of the traditional investments, with some additional risks. Due to the fact that these investments are invested through limited partnerships, private real estate investment trusts, insurance separate accounts, or other limited-access-type vehicles, pricing is infrequent. These investments may also employ leverage that may lead to additional risk of loss. Although these investments are diversified by region and property type, they may at times have concentrations in a particular region or property type, which may cause additional risk. The real estate investment funds are redeemable on a quarterly basis with 60 to 90 days' notice. Opportunistic funds have restrictions on liquidity withdrawals. Interim liquidity in opportunistic funds is only available after the investments realize profits. As of December 31, 2013, SCL Health System has committed \$30.3 million to opportunistic funds and subsequently has funded \$1.4 million of this commitment. In addition, SCL Health System had given full redemption notices to investment managers in the absolute return funds and two of the core hedge fund managers with \$17.2 million and \$10.7 million, respectively, still remaining in the funds as of December 31, 2013. Subsequent to December 31, 2013, SCL Health System received \$1.6 million of cash proceeds on redemption notices given to absolute return fund investment managers and \$8.9 million from the core hedge fund managers.

The composition of investment income is as follows for the years ended December 31:

	2013	2012
	<i>(In Millions)</i>	
Interest and other investment income	\$ 33.1	\$ 41.2
Realized and unrealized gains and losses	122.2	98.0
	\$ 155.3	\$ 139.2

Sisters of Charity of Leavenworth Health System, Inc
Notes to Consolidated Financial Statements (continued)

7. Capital Structure

Long-term debt for SCL Health System consists of the following

	Annual Interest Rates	2013	2012
		<i>(In Millions)</i>	
Tax-exempt bond issues			
2013, due through January 2044	4.0% to 5.5%	\$ 300.0	\$ —
2012, due through December 2031	Variable rate, 0.52% and 0.57%	65.2	74.5
2011, due through January 2039	Variable rate, 0.61% and 0.64%	60.6	61.6
2010, due through January 2040	2.50% to 5.25%	938.2	962.0
2006, due through December 2031	Variable rate, 0.04% and 0.13%	24.2	25.8
2003, due through December 2038	Variable rate, 0.05% and 0.15%	114.9	123.8
2002, due through December 2032	Variable rate, 0.04% and 0.15%	49.5	59.8
Total under the SCL Health System MTI		1,552.6	1,307.5
Note payable to CFF, due through October 2032	Variable rate, 3.25%	—	230.0
Note payable to Kaiser Permanente, due November 2032	6.00%	—	16.5
Other notes and capital leases		6.5	8.2
		1,559.1	1,562.2
Original issue premium, net		17.9	16.8
Current maturities of long-term debt		(190.1)	(67.7)
		\$ 1,386.9	\$ 1,511.3

SCL Health System is the sole member of an Obligated Group of which the Restricted Affiliates are included under the terms of an MTI amended and restated as of January 1, 1994. Under the terms of the MTI, debt can be incurred for which the Obligated Group is jointly and severally liable. As of December 31, 2013, the outstanding indebtedness under the MTI was \$1,522.6 million, exclusive of original issue discount or premium. In addition, as of December 31, 2013, there were also guarantees of indebtedness by SCL Health System outstanding under the MTI of \$38.1 million (see Note 13). The Obligated Group has agreed to certain covenants, including, among other things, a specified debt service coverage ratio and debt-to-capitalization ratio, a restriction on certain types of additional indebtedness, and a restriction on asset dispositions in excess of specified amounts. The consolidated results of the Obligated Group and Restricted Affiliates are used to determine compliance with certain covenants of the MTI. As of December 31, 2013 and 2012, SCL Health System was in compliance with all covenants.

On April 4, 2012, SCL Health System issued \$76.3 million of Kansas Development Finance Authority Variable Rate Demand Revenue Bonds Series 2012A as a private placement with Citibank, N.A. The private placement was used to refund the outstanding 2006 Series C and 2006 Series D SCL Health System Kansas Development Finance Authority Variable Rate Demand Revenue Bonds.

Sisters of Charity of Leavenworth Health System, Inc

Notes to Consolidated Financial Statements (continued)

7. Capital Structure (continued)

On April 1, 2013, PMC and SJL were withdrawn as Restricted Affiliates under the MTI (as Amended and Restated) dated as of January 1, 1994, between SCL Health System and The Bank of New York Mellon Trust Company, N A , as master trustee. Of the disposition proceeds received from Prime Healthcare, \$18.0 million were used to redeem the allocable portion of the variable rate bonds.

During July 2013, EGSMC signed a new multiyear agreement with a Kaiser Permanente affiliate, specifying the terms under which EGSMC would provide hospital services to Kaiser Permanente members. In conjunction with the new agreement, EGSMC paid the Kaiser Permanente affiliate \$16.5 million to extinguish the subordinated note payable created under the original 2002 agreement.

On November 13, 2013, SCL Health System paid off the \$218.5 million outstanding portion of the unsecured promissory note with CFF.

On November 12, 2013, SCL Health System issued Series 2013A Colorado Health Facilities Authority tax-exempt revenue bonds in the par amount of \$300.0 million. Proceeds, exclusive of original issue discount or premium and incurred expenses, were used for reimbursement of qualified capital expenditures at the new Saint Joseph Hospital facility in Denver, Colorado.

The Series 2002, 2003, and 2006 Variable Rate Demand Bonds are backed by Standby Bond Purchase Agreements with JPMorgan Chase Bank and BNY Mellon. The Standby Bond Purchase Agreement supporting the 2003 Series A and 2003 (CA) bonds expires on March 1, 2017. The Standby Bond Purchase Agreement supporting the 2002, 2003 (MT), 2003 Series B, and 2006 Series A bonds expires on November 26, 2014. In the event that bonds bearing interest at a weekly or daily rate are not successfully remarketed or if funds are not available for remarketing, JPMorgan Chase Bank, Morgan Stanley Bank, N A , or BNY Mellon will pay the purchase price for debt that is tendered. The repayment terms of the Standby Bond Purchase Agreements cause a portion of the Series 2002, 2003, and 2006 Variable Rate Demand Bonds to be classified as current.

Scheduled principal repayments on long-term debt (excluding original issue discount, net) are as follows:

Years Ending December 31	Scheduled	Scheduled With Variable Classified as Current
	<i>(In Millions)</i>	
2014	\$ 39.8	\$ 190.1
2015	40.5	42.9
2016	42.1	44.0
2017	43.9	31.7
2018	45.9	33.3
Thereafter	1,346.9	1,217.1
	<u>\$ 1,559.1</u>	<u>\$ 1,559.1</u>

Sisters of Charity of Leavenworth Health System, Inc

Notes to Consolidated Financial Statements (continued)

8. Derivative Instruments

SCL Health System has entered into three interest rate swaps. The objective of the hedges is to offset the variability of cash flows due to the repricing of outstanding debt. Details of the interest rate swaps are outlined below.

Notional amount	\$33,675,000	\$33,675,000	\$60,000,000
Fixed annual payment rate	3.180%	3.789%	4.215%
Variable receiver rate	68% of LIBOR	SIFMA rate	SIFMA rate
Effective date	December 5, 2003	December 5, 2003	October 2, 2008
Termination date	December 1, 2023	December 1, 2023	December 1, 2031
Reset	Monthly	Weekly	Weekly
Settlement	Monthly	Monthly	Monthly
Classification	Cash flow hedge	Cash flow hedge	Cash flow hedge
Fair value at December 31, 2013	\$(3.0) million	\$(3.6) million	\$(8.4) million
Fair value at December 31, 2012	\$(4.9) million	\$(5.8) million	\$(17.1) million

SCL Health System measures the effectiveness of the hedges quarterly based on the cumulative dollar-offset approach. The change in unrealized value of interest rate swaps is excluded from the excess of revenue over expenses for the portion of the hedge determined to be effective. Any ineffective portion of the hedges is recorded as investment income. The ineffective portion of the hedges was \$1.8 million and \$(1.6) million for the years ended December 31, 2013 and 2012, respectively. The fair value of the swaps is recorded in other noncurrent liabilities at December 31, 2013 and 2012. The accumulated loss on the swaps was \$14.5 million and \$25.4 million at December 31, 2013 and 2012, respectively.

9. Fair Value Measurements

Fair value is the price that would be received to sell an asset or paid to transfer a liability in an orderly transaction between market participants at the measurement date. ASC 820, *Fair Value Measurement*, establishes a fair value hierarchy that prioritizes the inputs used to measure fair value. The hierarchy gives the highest priority to unadjusted quoted prices in active markets for identical assets or liabilities (Level 1 measurement) and the lowest priority to unobservable inputs (Level 3 measurement).

Certain of SCL Health System's financial assets and financial liabilities are measured at fair value on a recurring basis, including money market, fixed income, equity instruments, and interest rate swap contracts. The three levels of the fair value hierarchy and a description of the valuation methodologies used for instruments measured at fair value are as follows:

Level 1 – Quoted prices (unadjusted) in active markets for identical assets or liabilities as of the reporting date. Level 1 primarily consists of financial instruments such as money market securities and listed equities.

Level 2 – Pricing inputs other than quoted prices included in Level 1 that are either directly observable or that can be derived or supported from observable data as of the reporting date. Instruments in this category include certain U.S. government agency and sponsored entity debt securities and interest rate swap contracts.

Sisters of Charity of Leavenworth Health System, Inc

Notes to Consolidated Financial Statements (continued)

9. Fair Value Measurements (continued)

Level 3 – Pricing inputs include those that are significant to the fair value of the financial asset or financial liability and are not observable from objective sources. These inputs may be used with internally developed methodologies that result in management's best estimate of assumptions a market participant would utilize to determine fair value.

The CIP's investments include equities, various fixed income securities, and alternative investments as detailed in Note 2. As of December 31, 2013, 64% of CIP's investments were Level 1, 21% Level 2, and 15% Level 3. As of December 31, 2012, 58% of CIP's investments were Level 1, 24% Level 2, and 18% Level 3.

The fair value of financial assets measured at fair value on a recurring basis was determined using the following inputs at December 31, 2013:

Fair Value Measurements at Reporting Date Using				
	Quoted Prices in Active Markets for Identical Assets (Level 1)	Significant Other Observable Inputs (Level 2)	Significant Unobservable Inputs (Level 3)	
Fair Value				
<i>(In Millions)</i>				
Assets				
Investments				
Cash and cash equivalents	\$ 29.4	\$ 29.4	\$ —	\$ —
U.S. government and agency obligations	0.8	0.4	0.4	—
Corporate debt	8.5	—	8.5	—
Real estate	5.0	—	—	5.0
Mutual funds	89.5	89.5	—	—
Domestic equity	13.8	13.8	—	—
Global/international equity	2.8	2.8	—	—
Held in CIP	1,646.5	—	1,646.5	—
	<u>\$ 1,796.3</u>	<u>\$ 135.9</u>	<u>\$ 1,655.4</u>	<u>\$ 5.0</u>
Liabilities				
Obligations under swap contracts	\$ 15.0	\$ —	\$ 15.0	\$ —

Sisters of Charity of Leavenworth Health System, Inc

Notes to Consolidated Financial Statements (continued)

9. Fair Value Measurements (continued)

The fair value of financial assets measured at fair value on a recurring basis was determined using the following inputs at December 31, 2012

Fair Value Measurements at Reporting Date Using				
		Quoted Prices in Active Markets for Identical Assets (Level 1)	Significant Other Observable Inputs (Level 2)	Significant Unobservable Inputs (Level 3)
	Fair Value			
<i>(In Millions)</i>				
Assets				
Investments				
Cash and cash equivalents	\$ 93.6	\$ 93.6	\$ —	\$ —
U.S. government and agency obligations	2.2	1.3	0.9	—
Corporate debt	19.4	—	19.4	—
Real estate	7.7	—	—	7.7
Mutual funds	82.7	82.7	—	—
Domestic equity	12.2	12.2	—	—
Global/international equity	2.0	2.0	—	—
Held in CIP	1,662.2	—	1,662.2	—
	<u>\$ 1,882.0</u>	<u>\$ 191.8</u>	<u>\$ 1,682.5</u>	<u>\$ 7.7</u>
Liabilities				
Obligations under swap contracts	\$ 27.8	\$ —	\$ 27.8	\$ —

The fair values of the securities included in Level 1 were determined through quoted market prices. The fair values of Level 2 securities (primarily holdings within the CIP) were determined based upon the unitized value of CIP holdings and the underlying recent trading activity. The fair values of Level 2 securities related to fixed income securities were determined through bid prices based on recent trading activity and other relevant information, including market interest rate curves and referenced credit spreads. Estimated prepayment rates, where applicable, are used for valuation purposes provided by third-party services where quoted market values are not available. Level 2 investments also include corporate fixed income, government bonds, and mortgage- and asset-backed securities. The fair values of the interest rate swap contracts are determined based on the present value of expected future cash flows using discount rates approximate with the risks involved. The valuations reflect a credit spread adjustment to the London Interbank Offered Rate (LIBOR) and Securities Industry and Financial Markets Association (SIFMA) discount curves in order to reflect the credit value adjustment for nonperformance risk. The credit spread adjustment is derived from other comparably rated entities' bonds priced in the market. Due to the volatility of the capital markets, there is a reasonable possibility of changes in fair value and additional gains (losses) in the near term subsequent to December 31, 2013. Level 3 includes real estate, fair value is determined using recent appraisals and purchase data.

Sisters of Charity of Leavenworth Health System, Inc

Notes to Consolidated Financial Statements (continued)

9. Fair Value Measurements (continued)

The carrying amounts reported in the consolidated balance sheets for cash and cash equivalents, accounts and pledges receivable, and current liabilities are reasonable estimates of their fair value due to the short-term nature of these financial instruments. The fair value of the fixed-rate bonds was approximately \$1.3 billion and \$1.1 billion at December 31, 2013 and 2012, respectively. The fair value of the variable-rate revenue bonds approximates the carrying value at December 31, 2013 and 2012. The carrying value of all other debt is assumed to approximate fair value.

The methods described above may produce a fair value calculation that may not indicate net realizable value or reflect future fair values. Furthermore, while SCL Health System believes its valuation methods are appropriate and consistent with other market participants, the use of different methodologies or assumptions to determine the fair value of certain financial instruments could result in a different estimate of fair value at the reporting date.

The following table is a roll-forward of the financial assets classified within Level 3 of the valuation hierarchy defined above:

	Investments <i>(In Millions)</i>
Fair value at January 1, 2012	\$ 6.5
Acquisitions	1.2
Dispositions	(0.3)
Unrealized gains	0.3
Fair value at December 31, 2012	<u>7.7</u>
Acquisitions	0.4
Dispositions	(4.3)
Unrealized gains	1.2
Fair value at December 31, 2013	<u><u>\$ 5.0</u></u>

10. Retirement Plans

Defined-Contribution Plans

SCL Health System participates in a defined-contribution retirement plan (the Defined-Contribution Plan), which is a 401(a) defined-contribution retirement plan that covers substantially all employees. Employer contributions to the plan are based on a percentage of eligible compensation for participating employees and a percentage of participating employees' contributions to a related 403(b) plan. SCL Health System funded \$49.7 million and \$45.3 million related to the Defined-Contribution Plan during 2013 and 2012, respectively.

Sisters of Charity of Leavenworth Health System, Inc

Notes to Consolidated Financial Statements (continued)

10. Retirement Plans (continued)

Defined-Benefit Plans

SCL Health System participates in three defined-benefit retirement plans (the Defined-Benefit Plans). The first plan is an unfunded executive supplemental retirement plan. A second plan (the SCL Plan) is a single plan with multiple-employer participants that was frozen in 1996 for all participating associates except certain associates of St. James Healthcare. SCL Health System makes contributions to these plans based on the funding recommendations of the plans' actuaries. These two plans are collectively referred to as the SCLHS Plans.

The executive supplemental retirement plan was frozen effective December 31, 2013. The defined benefits accrued under this plan through December 2013 total \$5.0 million and will be credited with annual interest to be determined by the Compensation Committee. The interest rate is 5.0% for 2014. Participants in this plan become eligible to participate in the Supplemental Executive Retirement Plan, a defined contribution plan created and effective January 1, 2014.

A third plan relates to Exempla Healthcare. Prior to January 1, 1998, the predecessor to Exempla Healthcare had a defined-benefit pension plan (the Exempla Plan), that covered substantially all of its associates. The benefits were based on years of service and employees' final average compensation. Benefits under the plan have been frozen. SCL Health System's funding policy for this plan is to contribute annually the minimum amount under the requirements of the Employee Retirement Income Security Act of 1974, as amended. Contributions are currently intended to provide for benefits attributed for services rendered through January 1, 1998.

In 2013, the amortization period for actuarial gains and losses for the SCL Plan and the Exempla Plan was changed from average remaining service to average remaining lifetime as required by GAAP when almost all participants are inactive. In addition, certain bridge benefits for associates at St. James Healthcare were frozen, and the threshold for mandatory lump-sum distributions was increased from \$10,000 to \$25,000. The effect of these changes was to reduce pension expense by \$0.9 million and reduce the pension benefit obligation by \$4.1 million.

Sisters of Charity of Leavenworth Health System, Inc

Notes to Consolidated Financial Statements (continued)

10. Retirement Plans (continued)

The following sets forth the Defined-Benefit Plans' funded status and accrued pension liability, as of December 31, as actuarially determined

	2013	2012
	<i>(In Millions)</i>	
Change in projected benefit obligation		
Projected benefit obligation at beginning of year	\$ 399.7	\$ 354.5
Service cost	2.9	2.8
Interest cost	15.3	17.1
Actuarial (gain) loss	(33.4)	43.7
Benefits paid	(20.6)	(19.0)
Special termination benefits	0.3	0.3
Plan amendments and assumption changes	(4.1)	0.3
Adjustment for plan freeze	(9.2)	—
Projected benefit obligation at end of year	<u>350.9</u>	<u>399.7</u>
Change in plan assets		
Fair value of plan assets at beginning of year	345.7	331.5
Actual return on plan assets	40.9	31.8
Contributions	2.9	2.3
Benefits paid	(20.6)	(19.0)
Expenses paid	(0.6)	(0.9)
Fair value of plan assets at end of year	<u>368.3</u>	<u>345.7</u>
Accrued pension asset (liability)	<u>\$ 17.4</u>	<u>\$ (54.0)</u>

The net accrued pension asset in the table above as of December 31, 2013 of \$17.4 million includes \$23.9 million of accrued pension asset in the SCL Plan offset by \$6.5 million of accrued pension liability in the Exempla Plan

Included in unrestricted net assets at December 31 are the following amounts that have not yet been recognized in net periodic pension cost

	2013	2012
	<i>(In Millions)</i>	
Unrecognized actuarial losses	\$ 75.9	\$ 131.5
Unrecognized prior service costs	(3.9)	1.7
	<u>\$ 72.0</u>	<u>\$ 133.2</u>

Sisters of Charity of Leavenworth Health System, Inc
Notes to Consolidated Financial Statements (continued)

10. Retirement Plans (continued)

Changes in plan assets and benefit obligations in unrestricted net assets include the following

	2013	2012
	<i>(In Millions)</i>	
Unrecognized actuarial (gains) losses	\$ (50.4)	\$ 36.8
Prior service costs	(4.1)	—
Amortization of actuarial losses	(5.1)	(7.8)
Amortization of prior service costs	(1.6)	(0.8)
	<u>\$ (61.2)</u>	<u>\$ 28.2</u>

The prior service cost and actuarial (gains) losses included in unrestricted net assets and expected to be recognized in net periodic pension benefit during the year ending December 31, 2014, are \$1.7 million.

No plan assets are expected to be returned to SCL Health System during the year ending December 31, 2014.

	2013	2012
	<i>(In Millions)</i>	
Components of net periodic benefit cost		
Service cost	\$ 3.8	\$ 3.7
Interest cost	15.3	17.1
Expected return on plan assets	(24.1)	(24.6)
Amortization of prior service cost	0.5	0.8
Special termination benefits	0.3	0.3
Settlement loss and amortization of actuarial losses	4.0	7.8
Effect of plan freeze	(7.1)	—
Net periodic pension (benefit) expense	<u>\$ (7.3)</u>	<u>\$ 5.1</u>

Weighted-average assumptions used to determine the consolidated balance sheet liability as of December 31 are as follows:

	2013	2012
Discount rate – SCLHS Plans	4.71%	3.94%
Discount rate – Exempla Plan	4.85%	4.05%
Rate of increase in future compensation levels (age graded)	2.50 to 9.00	2.50 to 9.00

Sisters of Charity of Leavenworth Health System, Inc

Notes to Consolidated Financial Statements (continued)

10. Retirement Plans (continued)

Weighted-average assumptions used to determine pension benefit cost for the years ended December 31 are as follows

	2013	2012
Discount rate – SCLHS Plans	3.94%	4.83%
Discount rate – Exempla Plan	4.05%	4.91%
Expected return on plan assets	7.25%	7.50%
Rate of increase in future compensation levels (age graded)	2.50 to 9.00	2.50 to 9.00

Plan Assets

The expected return on plan assets reflects historical returns and future expectations for returns in each asset class, as well as targeted asset allocation percentages within the portfolio. The investment strategy is of a long-term nature and is intended to ensure that funds are available to pay benefits as they become due and to maximize the trust's total return at an appropriate level of investment risk.

The target and actual asset allocations by asset category are as follows:

Asset Category	Target Allocation	Actual Allocation	
		2013	2012
Global equity	32.0%	32.3%	31.9%
Domestic fixed income	31.0	31.4	31.8
Real return	14.0	14.0	14.5
Domestic equity	12.0	11.7	11.3
Tactical allocation	6.0	6.0	6.3
Core hedge funds	5.0	4.6	4.2
	100.0%	100.0%	100.0%

Sisters of Charity of Leavenworth Health System, Inc

Notes to Consolidated Financial Statements (continued)

10. Retirement Plans (continued)

As described in Notes 2 and 6, SCL Health System's investments, which include investments held for its retirement plans, are comprised of its pro rata share of the CIP's funds. Accordingly, the amounts in the tables below reflect the fair value of the Defined Benefit Plans' share of each class of investment held in the CIP, classified in one of the three categories within the fair value hierarchy described in Note 9.

Fair Value Measurements at Reporting Date Using			
	Quoted Prices in Active Markets for Identical Assets (Level 1)	Significant Other Observable Inputs (Level 2)	Significant Unobservable Inputs (Level 3)
Fair Value			
<i>(In Millions)</i>			
December 31, 2013			
Assets			
Global equity	\$ 119.0	\$ —	\$ 119.0
Domestic fixed	115.6	—	115.6
Real return	51.3	—	51.3
Domestic equity	43.1	—	43.1
Tactical allocation	22.3	—	22.3
Core hedge funds	17.0	—	17.0
\$ 368.3	\$ —	\$ 368.3	\$ —
December 31, 2012			
Assets			
Global equity	\$ 110.3	\$ —	\$ 110.3
Domestic fixed	110.1	—	110.1
Real return	50.0	—	50.0
Domestic equity	38.9	—	38.9
Tactical allocation	21.8	—	21.8
Core hedge funds	14.6	—	14.6
\$ 345.7	\$ —	\$ 345.7	\$ —

Sisters of Charity of Leavenworth Health System, Inc

Notes to Consolidated Financial Statements (continued)

10. Retirement Plans (continued)

Expected Benefit Payments

Expected benefits payments to participants, excluding lump-sum distributions, are as follows (in millions)

2014	\$	26.9
2015		22.6
2016		23.4
2017		24.0
2018		24.5
2019–2022		122.4

11. Insurance Coverage

SCL Health System provides an insurance program to insure for various insurable risks. SCL Health System obtains insurance through Leaven Insurance Company, Ltd. (Leaven), a wholly-owned subsidiary and captive insurance company, as well as third-party insurers and other self-insured methods.

Aggregate excess umbrella coverage of \$100.0 million and excess claims-made basis professional liability coverage of \$100.0 million are obtained through Leaven, which cedes these risks to third-party commercial reinsurers located in the United States, Switzerland, the United Kingdom, and Bermuda. Claims-made general liability coverage provides for a self-insured retention of \$1.0 million per claim up to an annual aggregate of \$3.0 million. Effective October 1, 2010, professional liability coverage provides for a self-insured retention of \$2.0 million per medical incident, \$20.0 million annual aggregate (shared by all insureds), and a buffer layer of insurance is purchased from Leaven with limits of \$2.0 million per medical incident, \$5.0 million annual aggregate. For claims reported prior to October 1, 2010, professional liability coverage provides for a self-insured retention of \$2.0 million per claim, \$7.0 million annual aggregate (these limits are \$2.0 million per claim, \$8.0 million annual aggregate for Exempla Healthcare, and for St. Vincent Healthcare \$3.0 million per claim, \$12.0 million annual aggregate during the period from March 1, 2008 to February 28, 2009, and \$4.0 million per claim, \$14.0 million annual aggregate during the period from March 1, 2009 to September 30, 2010). Primary self-insured professional liability coverage for Kansas affiliates is limited to \$0.2 million per claim up to an annual aggregate of \$0.6 million per affiliate. This and additional statutory coverage purchased from the Kansas Health Care Stabilization Fund will contribute to losses within \$2.0 million, \$20.0 million self-insured retention. SCL Health System is self-insured to the extent of the deductible amounts not covered by other insurance. Related expense for this coverage totaled \$14.2 million and \$13.6 million in 2013 and 2012, respectively, and has been included in other operating expenses in the accompanying consolidated statements of operations. The loss reserves recorded for estimated self-insured professional and general liability, including estimates of the ultimate costs for both reported claims and claims incurred but not reported, are discounted at annual rates of 4% at December 31, 2013 and 2012. Professional and general liability funding is provided through a revocable trust fund.

SCL Health System self-insures and funds its obligations for workers' compensation. In connection therewith, SCL Health System (excluding Exempla Healthcare) has obtained excess workers' compensation insurance coverage from outside carriers for individual claims in excess of \$750,000. Exempla Healthcare has obtained excess workers' compensation insurance coverage for claims in excess of \$350,000. During 2013 and 2012, \$3.3 million and \$8.2 million, respectively, of workers' compensation expenses were charged to employee benefits expenses in the accompanying consolidated statements of operations.

Sisters of Charity of Leavenworth Health System, Inc

Notes to Consolidated Financial Statements (continued)

11. Insurance Coverage (continued)

SCL Health System offers an employee benefit package to all eligible employees and their dependents. Portions of these benefits are self-insured and are provided through the SCL Health System Employee Benefit Plan (the Benefit Plan). Contributions to the Benefit Plan are made in amounts determined in accordance with the recommendations of an independent actuary based on past claims experience and other factors. During 2013 and 2012, \$116.7 million and \$119.7 million, respectively, of expenses were charged to employee benefits expenses in the accompanying consolidated statements of operations.

SCL Health System is presently not aware of any unasserted casualty, professional liability, workers' compensation, or health and dental benefit claims that would have a material adverse impact on the accompanying consolidated financial statements.

12. Relationship With Kaiser Permanente

During 2002, EGSMC signed a multiyear agreement with a Kaiser Permanente affiliate, specifying the terms under which EGSMC would provide hospital services to Kaiser Permanente members beginning in 2005. Among other things, the agreement specifies payment terms and termination conditions. Beginning December 31, 2006, the agreement contains certain financial conditions relating to the operation of the hospital and provides that breach of the financial conditions would give Kaiser Permanente certain rights, including the right to purchase the hospital at a purchase price specified in the agreement. Management believes EGSMC was not in breach of the financial conditions as of December 31, 2013.

In August 2012, Exempla Healthcare entered into a multiyear agreement with a Kaiser Permanente affiliate, specifying the terms under which EGSMC provides hospital services to Kaiser Permanente. Among other things, the agreement specifies payment terms and termination conditions, including agreement between Kaiser and Exempla Healthcare to enter into a new, long-term agreement with Kaiser Permanente in 2013. This new provider services agreement became effective July 1, 2013, for a three-year term.

A Kaiser Permanente affiliate is also a noneconomic member of EGSMC, giving it certain rights to approve dissolution, reorganization, or voluntary bankruptcy of EGSMC. No such events occurred in 2013. During 2009, certain payments from Kaiser Permanente under the agreement represented advances from Kaiser Permanente, which were recorded as subordinated debt, but were paid off in 2013 (see Note 7).

In January 2012, Saint Joseph Hospital entered into a 10-year provider services agreement (the Agreement) with a Kaiser Permanente affiliate. Among other things, the Agreement specifies payment terms and conditions, annual rate inflators, and volume guarantees that provide for additional rate adjustments in the event Kaiser admission volumes increase or decrease from the agreed baseline.

13. Commitments and Contingencies

SCL Health System has guaranteed \$18.4 million of debt for the purpose of constructing medical office buildings in Billings, Montana. This is part of a joint venture in which SCL Health System is a 50% partner and co-manager. SCL Health System receives an annual fee for the guarantee. SCL Health System has also guaranteed \$19.7 million

Sisters of Charity of Leavenworth Health System, Inc

Notes to Consolidated Financial Statements (continued)

13. Commitments and Contingencies (continued)

for a rural Kansas hospital, a medical office building in Wyoming, a university in Kansas, an ambulatory surgery center in Colorado, an imaging center venture in California, a cancer center in Montana, and other beneficiaries. SCL Health System has not recorded any liability with respect to these guarantees at December 31, 2013.

In 2006, SJH discovered life-safety code violations in its north and south patient towers. In late 2006, SJH notified the CMS, the Joint Commission, and the Denver Fire Department of such findings, along with an action plan to mitigate the issues that was approved by the various agencies. Subsequent to that approval, SJH revised its action plan calling for a replacement of the hospital (rather than construction of additional rooms on the existing site). CMS has granted an extension for the use of the tower rooms through December 2014. SCL Health System is currently engaged in a major building improvement construction project to build the replacement hospital for SJH. Total project cost is estimated to be \$623.0 million. Spending on the project through December 31, 2013, totals \$391.0 million. The remaining expenditures will be incurred during 2014, as the project is completed.

SCL Health System has various strategic information systems projects in progress, the largest of which is a commitment of \$38.5 million to implement ambulatory electronic medical record software. As of December 31, 2013, SCL Health System has spent \$15.7 million on this project and has reflected this in land, buildings, and equipment, net.

On September 6, 2013, SCL Health System signed a non-binding letter of intent to create a joint operating agreement (JOA) with National Jewish Health (NJH), a hospital in Denver, Colorado. The parties intend to collaboratively provide patient care in both an inpatient and an outpatient setting at SJH. The JOA will generally provide for, among other things, joint management of the combined operations of SJH and the clinical operations of NJH through a joint operating company (JOC). SCL Health System and NJH retain ownership of their respective assets, liabilities, equity, revenues and expenses of their businesses that participate in the JOA. SCL Health System is expected to have a majority ownership of the JOC. NJH will continue to have areas of its business that operate outside the joint entity, including certain research and educational operations. Both hospitals will retain their brand names and the joint entity would operate under a mutually agreed-upon name.

SCL Health System's rent expense under operating leases was \$31.8 million and \$27.4 million for the years ended December 31, 2013 and 2012, respectively. Scheduled noncancelable operating lease payments during the next five years and thereafter are as follows (in millions):

2014	\$	22.1
2015		17.9
2016		13.8
2017		10.5
2018		8.6
Thereafter		7.7

Sisters of Charity of Leavenworth Health System, Inc
Notes to Consolidated Financial Statements (continued)

14. Subsequent Events

SCL Health System evaluated events and transactions occurring subsequent to December 31, 2013 through May 6, 2014, the date of issuance of the consolidated financial statements

As described in Note 3, SCL Health System sold SJSM to Providence on March 1, 2014 for \$93.9 million. SCL Health System recognized no loss on disposal as the value of the related assets had previously been written down to fair value.

On March 1, 2014, Saint John's Hospital and Health Center was withdrawn as a Restricted Affiliate under the MTI (as Amended and Restated) dated as of January 1, 1994, between SCL Health System and The Bank of New York Mellon Trust Company, N.A., as master trustee. In addition, remediation action was taken in respect to outstanding tax-exempt bonds associated with Saint John's Hospital and Health Center. On March 28, 2014, \$14.7 million of outstanding variable rate bonds were redeemed and defeased.

Supplemental Financial Information



Ernst & Young LLP
Suite 3200
270 17th Street
Denver, CO 80202
Tel: +1 720 931 4000
Fax: +1 720 931 4444
ey.com

Report of Independent Auditors on Supplemental Financial Information

The Board of Directors
Sisters of Charity of Leavenworth
Health System, Inc

Our audit was conducted for the purpose of forming an opinion on the consolidated financial statements as a whole. The financial and operating information, sources of patient revenue, capitalization ratio, debt service coverage requirements, financial performance and utilization supplemental financial information is presented for purposes of additional analysis and is not a required part of the consolidated financial statements. Such information is the responsibility of management and was derived from and relates directly to the underlying accounting and other records used to prepare the consolidated financial statements. The information, except for that portion marked "unaudited," has been subjected to the auditing procedures applied in the audit of the consolidated financial statements and certain additional procedures, including comparing and reconciling such information directly to the underlying accounting and other records used to prepare the financial statements or to the financial statements themselves, and other additional procedures in accordance with auditing standards generally accepted in the United States. In our opinion, the information, except for that portion marked "unaudited," on which we express no opinion, is fairly stated in all material respects in relation to the consolidated financial statements as a whole.

Ernst & Young LLP

May 6, 2014

Sisters of Charity of Leavenworth Health System, Inc

Financial and Operating Information

December 31, 2013

The table below is a summary of the consolidated statements of operations for SCL Health System and Restricted Affiliates (Restricted) and for SCL Health System (Consolidated) for the years ended December 31, 2013 and 2012, which have been derived from the audited consolidated financial statements

	Year Ended December 31			
	Restricted		Consolidated	
	2013	2012	2013	2012
	<i>(In Millions)</i>			
Net patient service revenue	\$ 2,156.9	\$ 2,082.5	\$ 2,171.1	\$ 2,099.6
Other revenue	93.5	83.7	133.4	123.8
Total operating revenue	2,250.4	2,166.2	2,304.5	2,223.4
Operating expenses (salaries and wages, employee benefits, and other operating expenses)	1,986.6	1,895.5	2,029.0	1,926.0
Depreciation and amortization	182.2	184.0	183.5	185.2
Interest and amortization	50.4	55.4	50.6	55.5
Total operating expenses	2,219.2	2,134.9	2,263.1	2,166.7
Income from operations	31.2	31.3	41.4	56.7
Investment income	141.1	129.0	155.3	139.2
Loss on early extinguishment of debt	(0.1)	(0.6)	(0.1)	(0.6)
Other nonoperating losses	(2.2)	(1.3)	(4.7)	(12.2)
Total nonoperating gains, net	138.8	127.1	150.5	126.4
Excess of revenue over expenses	170.0	158.4	191.9	183.1
Attributable to noncontrolling interest	(3.3)	(2.5)	(3.3)	(2.5)
Total excess of revenue over expenses attributable to SCL Health System	\$ 166.7	\$ 155.9	\$ 188.6	\$ 180.6

Sisters of Charity of Leavenworth Health System, Inc

Sources of Patient Revenue

December 31, 2013

The primary sources of consolidated gross patient service charges include Medicare, state-administered Medicaid programs, contracted rate payors (including health maintenance organizations and preferred provider organizations), commercial insurers, self-paying patients, and other sources. The following information provides consolidated net patient service revenue before the provision for doubtful accounts by payor for the years ended December 31.

	Year Ended December 31	
	2013	2012
Medicare	25%	29%
Medicaid	10	9
Managed care commercial and other	59	56
Self-pay	6	6
	<u>100%</u>	<u>100%</u>

Sisters of Charity of Leavenworth Health System, Inc

Capitalization Ratio

December 31, 2013

The following table sets forth the consolidated capitalization of SCL Health System and Restricted Affiliates (Restricted) and SCL Health System (Consolidated) as of December 31, 2013 and 2012

	Year Ended December 31			
	Restricted		Consolidated	
	2013	2012	2013	2012
	<i>(In Millions)</i>			
Long-term debt				
MTI debt (net of original issue discount, net)	\$ 1,570.5	\$ 1,324.3	\$ 1,570.5	\$ 1,324.3
Other long-term indebtedness	3.3	251.2	6.5	254.7
Total long-term debt	1,573.8	1,575.5	1,577.0	1,579.0
Less current maturities	(190.1)	(67.7)	(190.1)	(67.7)
Plus variable portion not scheduled	150.3	16.7	150.3	16.7
Net long-term debt	1,534.0	1,524.5	1,537.2	1,528.0
Unrestricted net assets	2,004.5	1,817.3	2,179.5	1,986.7
Total capitalization	\$ 3,538.5	\$ 3,341.8	\$ 3,716.7	\$ 3,514.7
Percent of net long-term debt to total capitalization	43.4%	45.6%	41.4%	43.5%

Sisters of Charity of Leavenworth Health System, Inc

Debt Service Coverage Requirements

December 31, 2013

The table below sets forth the consolidated debt service coverage of SCL Health System and Restricted Affiliates (Restricted) and SCL Health System (Consolidated) as of December 31, 2013 and 2012

	Year Ended December 31			
	Restricted		Consolidated	
	2013	2012	2013	2012
	<i>(In Millions)</i>			
Consolidated income available for debt service				
Excess of revenue over expenses attributable to SCL Health System	\$ 166.7	\$ 155.9	\$ 188.6	\$ 180.6
Change in unrealized (gains) losses, net	(54.7)	(61.0)	(60.9)	(66.9)
Depreciation and amortization	182.2	184.0	183.5	185.2
Interest and amortization	50.4	55.4	50.6	55.5
Total consolidated income available for debt service	<u>\$ 344.6</u>	<u>\$ 334.3</u>	<u>\$ 361.8</u>	<u>\$ 354.4</u>
Consolidated annual debt service requirements ⁽¹⁾	<u>\$ 115.6</u>	<u>\$ 96.3</u>	<u>\$ 115.9</u>	<u>\$ 96.6</u>
Actual debt service coverage ratio – all long-term debt ⁽²⁾	3.0x	3.5x	3.1x	3.7x

⁽¹⁾ Annual debt service = principal paid + interest paid + 20% of interest and principal for guaranteed debt

⁽²⁾ Debt service coverage = (excess of revenue over expenses – change in unrealized gains, net + depreciation and amortization + interest and amortization)/annual debt service

Sisters of Charity of Leavenworth Health System, Inc

Financial Performance

December 31, 2013

The following table highlights the financial results for SCL Health System and Restricted Affiliates (Restricted) and SCL Health System (Consolidated) for the years ended December 31, 2013 and 2012

	Year Ended December 31			
	Restricted		Consolidated	
	2013	2012	2013	2012
Adjusted operating income margin ⁽¹⁾	1.1%	1.1%	1.4%	1.4%
Operating income margin ⁽²⁾	1.3%	1.4%	1.7%	2.4%
Return on net assets ⁽³⁾	8.5%	8.7%	8.8%	9.2%
Debt service coverage ⁽⁴⁾	3.0x	3.5x	3.1x	3.7x
Days' cash on-hand (excluding self-insured risk funds and trustee-held funds) ⁽⁵⁾	293	306	304	319
Cushion ratio ⁽⁶⁾	14.4x	17.7x	15.5x	19.0x

⁽¹⁾ Adjusted operating revenue = net patient service revenue + other operating revenue + net assets released from restrictions

Adjusted operating income = adjusted operating revenue – total operating expenses

Adjusted operating income margin = adjusted operating income/adjusted operating revenue

⁽²⁾ Operating income margin = excess (deficit) of revenue over expenses/(total operating revenue + (total nonoperating gains (losses)))

⁽³⁾ Return on net assets = excess (deficit) of revenue over expenses/unrestricted net assets

⁽⁴⁾ Debt service coverage = (excess (deficit) of revenue over expenses – change in unrealized gains (losses), net + depreciation and amortization + interest and amortization)/annual debt service

⁽⁵⁾ Days' cash on-hand = (cash and cash equivalents + investments – permanently restricted net assets)/divided (total operating expenses – depreciation and amortization/cumulative days)

⁽⁶⁾ Cushion ratio = (cash and cash equivalents + investments + trustee-held funds)/annual debt service

Sisters of Charity of Leavenworth Health System, Inc

Utilization
(Unaudited)

December 31, 2013

The following table provides utilization statistics for SCL Health System and Restricted Affiliates (Restricted) and SCL Health System (Consolidated) for the years ended December 31, 2013 and 2012

	Year Ended December 31			
	Restricted		Consolidated	
	2013	2012	2013	2012
Utilization statistics				
Licensed beds ⁽¹⁾	2,436	2,416	2,448	2,428
Operating (staffed) beds	1,858	1,858	1,870	1,870
Operating bed occupancy (%)	57%	60%	57%	60%
Admissions	84,460	88,222	84,773	88,507
Patient days	386,040	409,827	387,506	411,069
Average length of stay	4.6	4.7	4.6	4.6

Includes acute care, psychiatric, hospital-based skilled nursing beds, and extended care beds

About EY

EY is a global leader in assurance, tax, transaction and advisory services. The insights and quality services we deliver help build trust and confidence in the capital markets and in economies the world over. We develop outstanding leaders who team to deliver on our promises to all of our stakeholders. In so doing, we play a critical role in building a better working world for our people, for our clients and for our communities.

EY refers to the global organization, and may refer to one or more, of the member firms of Ernst & Young Global Limited, each of which is a separate legal entity. Ernst & Young Global Limited, a UK company limited by guarantee, does not provide services to clients. For more information about our organization, please visit ey.com.

© 2013 Ernst & Young LLP
All Rights Reserved

ey.com

