



See a Social Security Number? Say Something!
Report Privacy Problems to <https://public.resource.org/privacy>
Or call the IRS Identity Theft Hotline at 1-800-908-4490



Form

990-PF

Department of the Treasury
Internal Revenue Service

Return of Private Foundation

or Section 4947(a)(1) Trust Treated as Private Foundation

Do not enter Social Security numbers on this form as it may be made public. By law, the IRS cannot redact the information on the form.

Information about Form 990-PF and its instructions is at www.irs.gov/form990pf.

OMB No 1545-0052







2013

Open to Public Inspection

For calendar year 2013, or tax year beginning 01-01-2013 , and ending 12-31-2013

Name of foundation MARK & SUSAN TORRANCE FOUNDATION		A Employer identification number 91-1939909	
Number and street (or P O box number if mail is not delivered to street address) 712 NORTH 34TH STREET SUITE 200		B Telephone number (see instructions) (206) 229-9043	
City or town, state or province, country, and ZIP or foreign postal code SEATTLE, WA 98103		C If exemption application is pending, check here <input type="checkbox"/>	
G Check all that apply <div><input type="checkbox"/> Initial return <input type="checkbox"/> Final return <input type="checkbox"/> Address change</div> <div><input type="checkbox"/> Initial return of a former public charity <input type="checkbox"/> Amended return <input type="checkbox"/> Name change</div>		D 1. Foreign organizations, check here <input type="checkbox"/> 2. Foreign organizations meeting the 85% test, check here and attach computation <input type="checkbox"/>	
H Check type of organization <input checked="" type="checkbox"/> Section 501(c)(3) exempt private foundation <input type="checkbox"/> Section 4947(a)(1) nonexempt charitable trust <input type="checkbox"/> Other taxable private foundation		E If private foundation status was terminated under section 507(b)(1)(A), check here <input type="checkbox"/>	
I Fair market value of all assets at end of year (from Part II, col. (c), line 16) \$ 12,094,845	J Accounting method <input checked="" type="checkbox"/> Cash <input type="checkbox"/> Accrual <input type="checkbox"/> Other (specify) _____ (Part I, column (d) must be on cash basis.)	F If the foundation is in a 60-month termination under section 507(b)(1)(B), check here <input type="checkbox"/>	

Part I Analysis of Revenue and Expenses (The total of amounts in columns (b), (c), and (d) may not necessarily equal the amounts in column (a) (see instructions))		(a) Revenue and expenses per books	(b) Net investment income	(c) Adjusted net income	(d) Disbursements for charitable purposes (cash basis only)
Revenue	1 Contributions, gifts, grants, etc , received (attach schedule)				
	2 Check <input checked="" type="checkbox"/> if the foundation is not required to attach Sch B				
	3 Interest on savings and temporary cash investments				
	4 Dividends and interest from securities.	282,426	276,569		
	5a Gross rents				
	b Net rental income or (loss) _____				
	6a Net gain or (loss) from sale of assets not on line 10	560,014			
	b Gross sales price for all assets on line 6a 4,179,634				
	7 Capital gain net income (from Part IV, line 2) . . .		560,014		
	8 Net short-term capital gain				
	9 Income modifications				
	10a Gross sales less returns and allowances				
Operating and Administrative Expenses	b Less Cost of goods sold				
	c Gross profit or (loss) (attach schedule)				
	11 Other income (attach schedule)				
	12 Total. Add lines 1 through 11	842,440	836,583		
	13 Compensation of officers, directors, trustees, etc	0	0		0
	14 Other employee salaries and wages				
	15 Pension plans, employee benefits				
	16a Legal fees (attach schedule)	2,697	0		2,697
	b Accounting fees (attach schedule)	9,000	4,500		4,500
	c Other professional fees (attach schedule)	66,125	66,125		0
	17 Interest				
	18 Taxes (attach schedule) (see instructions)	22,124	2,452		0
	19 Depreciation (attach schedule) and depletion . . .				
	20 Occupancy				
	21 Travel, conferences, and meetings	1,517	0		1,517
	22 Printing and publications				
	23 Other expenses (attach schedule)	1,254	0		1,254
	24 Total operating and administrative expenses. Add lines 13 through 23	102,717	73,077		9,968
	25 Contributions, gifts, grants paid	521,735			521,735
	26 Total expenses and disbursements. Add lines 24 and 25	624,452	73,077		531,703
	27 Subtract line 26 from line 12				
	a Excess of revenue over expenses and disbursements	217,988			
	b Net investment income (if negative, enter -0-)		763,506		
	c Adjusted net income (if negative, enter -0-)				

Part II Balance Sheets		Attached schedules and amounts in the description column should be for end-of-year amounts only (See instructions)	Beginning of year	End of year	
			(a) Book Value	(b) Book Value	(c) Fair Market Value
Assets	1	Cash—non-interest-bearing	32,848	4,575	4,575
	2	Savings and temporary cash investments	271,018	175,019	175,020
	3	Accounts receivable ▶ _____ Less allowance for doubtful accounts ▶ _____			
	4	Pledges receivable ▶ _____ Less allowance for doubtful accounts ▶ _____			
	5	Grants receivable			
	6	Receivables due from officers, directors, trustees, and other disqualified persons (attach schedule) (see instructions)			
	7	Other notes and loans receivable (attach schedule) ▶ _____ Less allowance for doubtful accounts ▶ _____			
	8	Inventories for sale or use			
	9	Prepaid expenses and deferred charges	10,400		
	10a	Investments—U S and state government obligations (attach schedule)	1,489,077	 1,223,541	1,252,446
	b	Investments—corporate stock (attach schedule)	5,548,485	 6,061,793	8,322,168
	c	Investments—corporate bonds (attach schedule).	2,108,340	 2,218,245	2,283,820
	11	Investments—land, buildings, and equipment basis ▶ _____ Less accumulated depreciation (attach schedule) ▶ _____			
	12	Investments—mortgage loans			
	13	Investments—other (attach schedule)	54,762	 56,816	56,816
	14	Land, buildings, and equipment basis ▶ _____ Less accumulated depreciation (attach schedule) ▶ _____			
15	Other assets (describe ▶ _____)				
16	Total assets (to be completed by all filers—see the instructions Also, see page 1, item I)	9,514,930	9,739,989	12,094,845	
Liabilities	17	Accounts payable and accrued expenses			
	18	Grants payable			
	19	Deferred revenue			
	20	Loans from officers, directors, trustees, and other disqualified persons			
	21	Mortgages and other notes payable (attach schedule)			
	22	Other liabilities (describe ▶ _____)	 0	 7,071	
	23	Total liabilities (add lines 17 through 22)	0	7,071	
Net Assets or Fund Balances	Foundations that follow SFAS 117, check here ▶ <input type="checkbox"/> and complete lines 24 through 26 and lines 30 and 31.				
	24	Unrestricted			
	25	Temporarily restricted			
	26	Permanently restricted			
	Foundations that do not follow SFAS 117, check here ▶ <input checked="" type="checkbox"/> and complete lines 27 through 31.				
	27	Capital stock, trust principal, or current funds	9,514,930	9,732,918	
	28	Paid-in or capital surplus, or land, bldg , and equipment fund	0	0	
	29	Retained earnings, accumulated income, endowment, or other funds	0	0	
	30	Total net assets or fund balances (see page 17 of the instructions)	9,514,930	9,732,918	
	31	Total liabilities and net assets/fund balances (see page 17 of the instructions)	9,514,930	9,739,989	

Part III Analysis of Changes in Net Assets or Fund Balances

1	Total net assets or fund balances at beginning of year—Part II, column (a), line 30 (must agree with end-of-year figure reported on prior year’s return)	1	9,514,930
2	Enter amount from Part I, line 27a	2	217,988
3	Other increases not included in line 2 (itemize) ▶ _____	3	0
4	Add lines 1, 2, and 3	4	9,732,918
5	Decreases not included in line 2 (itemize) ▶ _____	5	0
6	Total net assets or fund balances at end of year (line 4 minus line 5)—Part II, column (b), line 30	6	9,732,918

Part IV Capital Gains and Losses for Tax on Investment Income

(a) List and describe the kind(s) of property sold (e g , real estate, 2-story brick warehouse, or common stock, 200 shs MLC Co)		(b) How acquired P—Purchase D—Donation	(c) Date acquired (mo , day, yr)	(d) Date sold (mo , day, yr)
1a	See Additional Data Table			
b				
c				
d				
e				

(e) Gross sales price	(f) Depreciation allowed (or allowable)	(g) Cost or other basis plus expense of sale	(h) Gain or (loss) (e) plus (f) minus (g)
a See Additional Data Table			
b			
c			
d			
e			

Complete only for assets showing gain in column (h) and owned by the foundation on 12/31/69			(l) Gains (Col (h) gain minus col (k), but not less than -0-) or Losses (from col (h))
(i) F M V as of 12/31/69	(j) Adjusted basis as of 12/31/69	(k) Excess of col (i) over col (j), if any	
a See Additional Data Table			
b			
c			
d			
e			

2	Capital gain net income or (net capital loss)	{ If gain, also enter in Part I, line 7 If (loss), enter -0- in Part I, line 7 }	2	560,014
3	Net short-term capital gain or (loss) as defined in sections 1222(5) and (6) If gain, also enter in Part I, line 8, column (c) (see instructions) If (loss), enter -0- in Part I, line 8		3	

Part V Qualification Under Section 4940(e) for Reduced Tax on Net Investment Income

(For optional use by domestic private foundations subject to the section 4940(a) tax on net investment income)

If section 4940(d)(2) applies, leave this part blank

Was the foundation liable for the section 4942 tax on the distributable amount of any year in the base period? ☐ Yes ☒ No

If "Yes," the foundation does not qualify under section 4940(e) Do not complete this part

1 Enter the appropriate amount in each column for each year, see page 18 of the instructions before making any entries

(a) Base period years Calendar year (or tax year beginning in)	(b) Adjusted qualifying distributions	(c) Net value of noncharitable-use assets	(d) Distribution ratio (col (b) divided by col (c))
2012	516,582	10,780,903	0 047916
2011	388,426	10,783,985	0 036019
2010	629,542	10,463,289	0 060167
2009	551,029	9,778,185	0 056353
2008	534,778	11,321,919	0 047234

2	Total of line 1, column (d).	2	0 247689
3	Average distribution ratio for the 5-year base period—divide the total on line 2 by 5, or by the number of years the foundation has been in existence if less than 5 years	3	0 049538
4	Enter the net value of noncharitable-use assets for 2013 from Part X, line 5.	4	11,322,082
5	Multiply line 4 by line 3.	5	560,873
6	Enter 1% of net investment income (1% of Part I, line 27b).	6	7,635
7	Add lines 5 and 6.	7	568,508
8	Enter qualifying distributions from Part XII, line 4. If line 8 is equal to or greater than line 7, check the box in Part VI, line 1b, and complete that part using a 1% tax rate See the Part VI instructions	8	531,703

Part VI Excise Tax Based on Investment Income (Section 4940(a), 4940(b), 4940(e), or 4948—see page 18 of the instructions)

1a Exempt operating foundations described in section 4940(d)(2), check here <input type="checkbox"/> and enter "N/A" on line 1		1	15,270
Date of ruling or determination letter _____ (attach copy of letter if necessary—see instructions)			
b Domestic foundations that meet the section 4940(e) requirements in Part V, check here <input type="checkbox"/> and enter 1% of Part I, line 27b			
c All other domestic foundations enter 2% of line 27b Exempt foreign organizations enter 4% of Part I, line 12, col (b)			
2 Tax under section 511 (domestic section 4947(a)(1) trusts and taxable foundations only Others enter -0-)		2	0
3 Add lines 1 and 2.		3	15,270
4 Subtitle A (income) tax (domestic section 4947(a)(1) trusts and taxable foundations only Others enter -0-)		4	0
5 Tax based on investment income. Subtract line 4 from line 3 If zero or less, enter -0-		5	15,270
6 Credits/Payments			
a 2013 estimated tax payments and 2012 overpayment credited to 2013	6a	8,199	
b Exempt foreign organizations—tax withheld at source	6b		
c Tax paid with application for extension of time to file (Form 8868)	6c		
d Backup withholding erroneously withheld	6d		
7 Total credits and payments Add lines 6a through 6d.		7	8,199
8 Enter any penalty for underpayment of estimated tax Check here <input checked="" type="checkbox"/> if Form 2220 is attached		8	
9 Tax due. If the total of lines 5 and 8 is more than line 7, enter amount owed		9	7,071
10 Overpayment. If line 7 is more than the total of lines 5 and 8, enter the amount overpaid.		10	
11 Enter the amount of line 10 to be Credited to 2014 estimated tax <input type="checkbox"/> Refunded <input type="checkbox"/>		11	

Part VII-A Statements Regarding Activities

1a During the tax year, did the foundation attempt to influence any national, state, or local legislation or did it participate or intervene in any political campaign?	1a	Yes	No
b Did it spend more than \$100 during the year (either directly or indirectly) for political purposes (see page 19 of the instructions for definition)?	1b		No
If the answer is "Yes" to 1a or 1b, attach a detailed description of the activities and copies of any materials published or distributed by the foundation in connection with the activities.			
c Did the foundation file Form 1120-POL for this year?.	1c		No
d Enter the amount (if any) of tax on political expenditures (section 4955) imposed during the year (1) On the foundation <input type="checkbox"/> \$ 0 (2) On foundation managers <input type="checkbox"/> \$ 0			
e Enter the reimbursement (if any) paid by the foundation during the year for political expenditure tax imposed on foundation managers <input type="checkbox"/> \$ 0			
2 Has the foundation engaged in any activities that have not previously been reported to the IRS?	2		No
If "Yes," attach a detailed description of the activities.			
3 Has the foundation made any changes, not previously reported to the IRS, in its governing instrument, articles of incorporation, or bylaws, or other similar instruments? If "Yes," attach a conformed copy of the changes	3		No
4a Did the foundation have unrelated business gross income of \$1,000 or more during the year?.	4a		No
b If "Yes," has it filed a tax return on Form 990-T for this year?.	4b		
5 Was there a liquidation, termination, dissolution, or substantial contraction during the year?	5		No
If "Yes," attach the statement required by General Instruction T.			
6 Are the requirements of section 508(e) (relating to sections 4941 through 4945) satisfied either • By language in the governing instrument, or • By state legislation that effectively amends the governing instrument so that no mandatory directions that conflict with the state law remain in the governing instrument?	6	Yes	
7 Did the foundation have at least \$5,000 in assets at any time during the year? If "Yes," complete Part II, col. (c), and Part XV.	7	Yes	
8a Enter the states to which the foundation reports or with which it is registered (see instructions) <input type="checkbox"/> WA			
b If the answer is "Yes" to line 7, has the foundation furnished a copy of Form 990-PF to the Attorney General (or designate) of each state as required by General Instruction G? If "No," attach explanation .	8b	Yes	
9 Is the foundation claiming status as a private operating foundation within the meaning of section 4942(j)(3) or 4942(j)(5) for calendar year 2013 or the taxable year beginning in 2013 (see instructions for Part XIV)? If "Yes," complete Part XIV	9		No
10 Did any persons become substantial contributors during the tax year? If "Yes," attach a schedule listing their names and addresses.	10		No

Part VII-A

Statements Regarding Activities *(continued)*

11	At any time during the year, did the foundation, directly or indirectly, own a controlled entity within the meaning of section 512(b)(13)? If "Yes," attach schedule (see instructions).	11		No
12	Did the foundation make a distribution to a donor advised fund over which the foundation or a disqualified person had advisory privileges? If "Yes," attach statement (see instructions)	12		No
13	Did the foundation comply with the public inspection requirements for its annual returns and exemption application?	13	Yes	
Website address ▶N/A				
14	The books are in care of ▶DANIEL HAGEDORN Telephone no ▶(206) 229-9043 Located at ▶712 NORTH 34TH STREET SUITE 200 SEATTLE WA ZIP +4 ▶98103			
15	Section 4947(a)(1) nonexempt charitable trusts filing Form 990-PF in lieu of Form 1041 —Check here ▶ <input type="checkbox"/> and enter the amount of tax-exempt interest received or accrued during the year ▶	15		
16	At any time during calendar year 2013, did the foundation have an interest in or a signature or other authority over a bank, securities, or other financial account in a foreign country?	16	Yes	No
See instructions for exceptions and filing requirements for Form TD F 90-22.1 If "Yes", enter the name of the foreign country ▶				

Part VII-B

Statements Regarding Activities for Which Form 4720 May Be Required

File Form 4720 if any item is checked in the "Yes" column, unless an exception applies.			Yes	No
1a	During the year did the foundation (either directly or indirectly) (1) Engage in the sale or exchange, or leasing of property with a disqualified person? <input type="checkbox"/> Yes <input checked="" type="checkbox"/> No (2) Borrow money from, lend money to, or otherwise extend credit to (or accept it from) a disqualified person?. <input type="checkbox"/> Yes <input checked="" type="checkbox"/> No (3) Furnish goods, services, or facilities to (or accept them from) a disqualified person? <input type="checkbox"/> Yes <input checked="" type="checkbox"/> No (4) Pay compensation to, or pay or reimburse the expenses of, a disqualified person? <input type="checkbox"/> Yes <input checked="" type="checkbox"/> No (5) Transfer any income or assets to a disqualified person (or make any of either available for the benefit or use of a disqualified person)?. <input type="checkbox"/> Yes <input checked="" type="checkbox"/> No (6) Agree to pay money or property to a government official? (Exception. Check "No" if the foundation agreed to make a grant to or to employ the official for a period after termination of government service, if terminating within 90 days). <input type="checkbox"/> Yes <input checked="" type="checkbox"/> No			
b	If any answer is "Yes" to 1a(1)–(6), did any of the acts fail to qualify under the exceptions described in Regulations section 53.4941(d)-3 or in a current notice regarding disaster assistance (see page 20 of the instructions)?. . . Organizations relying on a current notice regarding disaster assistance check here. ▶ <input type="checkbox"/>	1b		
c	Did the foundation engage in a prior year in any of the acts described in 1a, other than excepted acts, that were not corrected before the first day of the tax year beginning in 2013?.	1c		No
2	Taxes on failure to distribute income (section 4942) (does not apply for years the foundation was a private operating foundation defined in section 4942(j)(3) or 4942(j)(5))			
a	At the end of tax year 2013, did the foundation have any undistributed income (lines 6d and 6e, Part XIII) for tax year(s) beginning before 2013?. <input type="checkbox"/> Yes <input checked="" type="checkbox"/> No If "Yes," list the years ▶ 20____, 20____, 20____, 20____			
b	Are there any years listed in 2a for which the foundation is not applying the provisions of section 4942(a)(2) (relating to incorrect valuation of assets) to the year's undistributed income? (If applying section 4942(a)(2) to all years listed, answer "No" and attach statement—see instructions).	2b		
c	If the provisions of section 4942(a)(2) are being applied to any of the years listed in 2a, list the years here ▶ 20____, 20____, 20____, 20____			
3a	Did the foundation hold more than a 2% direct or indirect interest in any business enterprise at any time during the year?. <input type="checkbox"/> Yes <input checked="" type="checkbox"/> No			
b	If "Yes," did it have excess business holdings in 2013 as a result of (1) any purchase by the foundation or disqualified persons after May 26, 1969, (2) the lapse of the 5-year period (or longer period approved by the Commissioner under section 4943(c)(7)) to dispose of holdings acquired by gift or bequest, or (3) the lapse of the 10-, 15-, or 20-year first phase holding period? (<i>Use Schedule C, Form 4720, to determine if the foundation had excess business holdings in 2013.</i>).	3b		
4a	Did the foundation invest during the year any amount in a manner that would jeopardize its charitable purposes?	4a		No
b	Did the foundation make any investment in a prior year (but after December 31, 1969) that could jeopardize its charitable purpose that had not been removed from jeopardy before the first day of the tax year beginning in 2013?	4b		No

Part VII-B

Statements Regarding Activities for Which Form 4720 May Be Required (continued)

5a

During the year did the foundation pay or incur any amount to

(1) Carry on propaganda, or otherwise attempt to influence legislation (section 4945(e))?

☐ Yes ☒ No

(2) Influence the outcome of any specific public election (see section 4955), or to carry on, directly or indirectly, any voter registration drive?

☐ Yes ☒ No

(3) Provide a grant to an individual for travel, study, or other similar purposes?

☐ Yes ☒ No

(4) Provide a grant to an organization other than a charitable, etc , organization described in section 509(a)(1), (2), or (3), or section 4940(d)(2)? (see instructions).

☐ Yes ☒ No

(5) Provide for any purpose other than religious, charitable, scientific, literary, or educational purposes, or for the prevention of cruelty to children or animals?

☐ Yes ☒ No

b

If any answer is "Yes" to 5a(1)–(5), did **any** of the transactions fail to qualify under the exceptions described in Regulations section 53.4945 or in a current notice regarding disaster assistance (see instructions)?

5b

Organizations relying on a current notice regarding disaster assistance check here.

☒

c

If the answer is "Yes" to question 5a(4), does the foundation claim exemption from the tax because it maintained expenditure responsibility for the grant?

☐ Yes ☐ No

If "Yes," attach the statement required by Regulations section 53.4945–5(d).

6a

Did the foundation, during the year, receive any funds, directly or indirectly, to pay premiums on a personal benefit contract?

☐ Yes ☒ No

b

Did the foundation, during the year, pay premiums, directly or indirectly, on a personal benefit contract?

6b

No

If "Yes" to 6b, file Form 8870.

7a

At any time during the tax year, was the foundation a party to a prohibited tax shelter transaction?

☐ Yes ☒ No

b

If yes, did the foundation receive any proceeds or have any net income attributable to the transaction?

7b

Part VIII

Information About Officers, Directors, Trustees, Foundation Managers, Highly Paid Employees, and Contractors

1

List all officers, directors, trustees, foundation managers and their compensation (see instructions).

(a) Name and address	(b) Title, and average hours per week devoted to position	(c) Compensation (If not paid, enter -0-)	(d) Contributions to employee benefit plans and deferred compensation	(e) Expense account, other allowances
MARK TORRANCE	PRESIDENT,	0	0	0
712 NORTH 34TH STREET SUITE 200	DIRECTOR			
SEATTLE, WA 98103	0 00			
DANA BASS SOLOMON	DIRECTOR	0	0	0
712 NORTH 34TH STREET SUITE 200	0 00			
SEATTLE, WA 98103				
CHRIS BIRKELAND	DIRECTOR	0	0	0
712 NORTH 34TH STREET SUITE 200	0 00			
SEATTLE, WA 98103				
MICHAEL MATHIEU	DIRECTOR	0	0	0
712 NORTH 34TH STREET SUITE 200	0 00			
SEATTLE, WA 98103				

2

Compensation of five highest-paid employees (other than those included on line 1—see instructions). If none, enter "NONE."

(a) Name and address of each employee paid more than \$50,000	(b) Title, and average hours per week devoted to position	(c) Compensation	(d) Contributions to employee benefit plans and deferred compensation	(e) Expense account, other allowances
NONE				

Total

number of other employees paid over \$50,000.

0

Part VIII

Information About Officers, Directors, Trustees, Foundation Managers, Highly Paid Employees, and Contractors (continued)

3 Five highest-paid independent contractors for professional services (see instructions). If none, enter "NONE".		
(a) Name and address of each person paid more than \$50,000	(b) Type of service	(c) Compensation
NONE		
Total number of others receiving over \$50,000 for professional services.		0

Part IX-A

Summary of Direct Charitable Activities

List the foundation's four largest direct charitable activities during the tax year. Include relevant statistical information such as the number of organizations and other beneficiaries served, conferences convened, research papers produced, etc.	Expenses
1	
2	
3	
4	

Part IX-B

Summary of Program-Related Investments (see instructions)

Describe the two largest program-related investments made by the foundation during the tax year on lines 1 and 2	Amount
1	
2	
All other program-related investments. See page 24 of the instructions.	
3	
Total. Add lines 1 through 3.	0

Part X

Minimum Investment Return (All domestic foundations must complete this part. Foreign foundations, see instructions.)

1	Fair market value of assets not used (or held for use) directly in carrying out charitable, etc , purposes		
a	Average monthly fair market value of securities.	1a	11,435,196
b	Average of monthly cash balances.	1b	59,304
c	Fair market value of all other assets (see instructions).	1c	0
d	Total (add lines 1a, b, and c).	1d	11,494,500
e	Reduction claimed for blockage or other factors reported on lines 1a and 1c (attach detailed explanation).	1e	0
2	Acquisition indebtedness applicable to line 1 assets.	2	0
3	Subtract line 2 from line 1d.	3	11,494,500
4	Cash deemed held for charitable activities Enter 1 1/2% of line 3 (for greater amount, see instructions).	4	172,418
5	Net value of noncharitable-use assets. Subtract line 4 from line 3 Enter here and on Part V, line 4	5	11,322,082
6	Minimum investment return. Enter 5% of line 5.	6	566,104

Part XI

Distributable Amount (see instructions) (Section 4942(j)(3) and (j)(5) private operating foundations and certain foreign organizations check here ☐ and do not complete this part.)

1	Minimum investment return from Part X, line 6.	1	566,104
2a	Tax on investment income for 2013 from Part VI, line 5.	2a	15,270
b	Income tax for 2013 (This does not include the tax from Part VI).	2b	
c	Add lines 2a and 2b.	2c	15,270
3	Distributable amount before adjustments Subtract line 2c from line 1.	3	550,834
4	Recoveries of amounts treated as qualifying distributions.	4	0
5	Add lines 3 and 4.	5	550,834
6	Deduction from distributable amount (see instructions).	6	0
7	Distributable amount as adjusted Subtract line 6 from line 5 Enter here and on Part XIII, line 1.	7	550,834

Part XII

Qualifying Distributions (see instructions)

1	Amounts paid (including administrative expenses) to accomplish charitable, etc , purposes		
a	Expenses, contributions, gifts, etc —total from Part I, column (d), line 26.	1a	531,703
b	Program-related investments—total from Part IX-B.	1b	0
2	Amounts paid to acquire assets used (or held for use) directly in carrying out charitable, etc , purposes.	2	
3	Amounts set aside for specific charitable projects that satisfy the		
a	Suitability test (prior IRS approval required).	3a	
b	Cash distribution test (attach the required schedule).	3b	
4	Qualifying distributions. Add lines 1a through 3b Enter here and on Part V, line 8, and Part XIII, line 4	4	531,703
5	Foundations that qualify under section 4940(e) for the reduced rate of tax on net investment income Enter 1% of Part I, line 27b (see instructions).	5	0
6	Adjusted qualifying distributions. Subtract line 5 from line 4.	6	531,703
Note: The amount on line 6 will be used in Part V, column (b), in subsequent years when calculating whether the foundation qualifies for the section 4940(e) reduction of tax in those years			

Part XIII

Undistributed Income (see instructions)

	(a) Corpus	(b) Years prior to 2012	(c) 2012	(d) 2013
1 Distributable amount for 2013 from Part XI, line 7				550,834
2 Undistributed income, if any, as of the end of 2013				
a Enter amount for 2012 only.			506,667	
b Total for prior years 20____, 20____, 20____		0		
3 Excess distributions carryover, if any, to 2013				
a From 2008.				
b From 2009.				
c From 2010.				
d From 2011.				
e From 2012.				
f Total of lines 3a through e.	0			
4 Qualifying distributions for 2013 from Part XII, line 4 ▶ \$ 531,703				
a Applied to 2012, but not more than line 2a			506,667	
b Applied to undistributed income of prior years (Election required—see instructions).		0		
c Treated as distributions out of corpus (Election required—see instructions).	0			
d Applied to 2013 distributable amount.				25,036
e Remaining amount distributed out of corpus	0			
5 Excess distributions carryover applied to 2013 (If an amount appears in column (d), the same amount must be shown in column (a).)	0			0
6 Enter the net total of each column as indicated below:				
a Corpus Add lines 3f, 4c, and 4e Subtract line 5	0			
b Prior years' undistributed income Subtract line 4b from line 2b.		0		
c Enter the amount of prior years' undistributed income for which a notice of deficiency has been issued, or on which the section 4942(a) tax has been previously assessed.		0		
d Subtract line 6c from line 6b Taxable amount—see instructions		0		
e Undistributed income for 2012 Subtract line 4a from line 2a Taxable amount—see instructions			0	
f Undistributed income for 2013 Subtract lines 4d and 5 from line 1 This amount must be distributed in 2014				525,798
7 Amounts treated as distributions out of corpus to satisfy requirements imposed by section 170(b)(1)(F) or 4942(g)(3) (see instructions).	0			
8 Excess distributions carryover from 2008 not applied on line 5 or line 7 (see instructions). . . .	0			
9 Excess distributions carryover to 2014. Subtract lines 7 and 8 from line 6a	0			
10 Analysis of line 9				
a Excess from 2009. . . .				
b Excess from 2010. . . .				
c Excess from 2011. . . .				
d Excess from 2012. . . .				
e Excess from 2013. . . .				

Part XIVPrivate Operating Foundations (see instructions and Part VII-A, question 9)

1a

If the foundation has received a ruling or determination letter that it is a private operating foundation, and the ruling is effective for 2013, enter the date of the ruling.

b

Check box to indicate whether the organization is a private operating foundation described in section 4942(j)(3) or 4942(j)(5)

☐ 4942(j)(3) or ☐ 4942(j)(5)

2a	Enter the lesser of the adjusted net income from Part I or the minimum investment return from Part X for each year listed	Tax year	Prior 3 years			(e) Total
		(a) 2013	(b) 2012	(c) 2011	(d) 2010	
b	85% of line 2a					
c	Qualifying distributions from Part XII, line 4 for each year listed					
d	Amounts included in line 2c not used directly for active conduct of exempt activities					
e	Qualifying distributions made directly for active conduct of exempt activities. Subtract line 2d from line 2c					
3	Complete 3a, b, or c for the alternative test relied upon					
a	"Assets" alternative test—enter					
	(1) Value of all assets					
	(2) Value of assets qualifying under section 4942(j)(3)(B)(i)					
b	"Endowment" alternative test— enter 2/3 of minimum investment return shown in Part X, line 6 for each year listed.					
c	"Support" alternative test—enter					
	(1) Total support other than gross investment income (interest, dividends, rents, payments on securities loans (section 512(a)(5)), or royalties).					
	(2) Support from general public and 5 or more exempt organizations as provided in section 4942(j)(3)(B)(iii).					
	(3) Largest amount of support from an exempt organization					
	(4) Gross investment income					

Part XVSupplementary Information (Complete this part only if the organization had \$5,000 or more in assets at any time during the year—see instructions.)

1

Information Regarding Foundation Managers:

a

List any managers of the foundation who have contributed more than 2% of the total contributions received by the foundation before the close of any tax year (but only if they have contributed more than \$5,000) (See section 507(d)(2))

MARK TORRANCE

b

List any managers of the foundation who own 10% or more of the stock of a corporation (or an equally large portion of the ownership of a partnership or other entity) of which the foundation has a 10% or greater interest

2

Information Regarding Contribution, Grant, Gift, Loan, Scholarship, etc., Programs:

Check here ☒ if the foundation only makes contributions to preselected charitable organizations and does not accept unsolicited requests for funds. If the foundation makes gifts, grants, etc. (see instructions) to individuals or organizations under other conditions, complete items 2a, b, c, and d.

a

The name, address, and telephone number of the person to whom applications should be addressed

b

The form in which applications should be submitted and information and materials they should include

c

Any submission deadlines

d

Any restrictions or limitations on awards, such as by geographical areas, charitable fields, kinds of institutions, or other factors

Form 990-PF (2013)

Part XV

Supplementary Information (continued)

3 Grants and Contributions Paid During the Year or Approved for Future Payment

Recipient	If recipient is an individual, show any relationship to any foundation manager or substantial contributor	Foundation status of recipient	Purpose of grant or contribution	Amount
Name and address (home or business)				
a Paid during the year See Additional Data Table				
Total			3a	521,735
b Approved for future payment				
Total			3b	0

Enter gross amounts unless otherwise indicated

Part XVI-B Relationship of Activities to the Accomplishment of Exempt Purposes

Form **990-PF** (2013)

Part XVII

Information Regarding Transfers To and Transactions and Relationships With Noncharitable Exempt Organizations

1

Did the organization directly or indirectly engage in any of the following with any other organization described in section 501(c) of the Code (other than section 501(c)(3) organizations) or in section 527, relating to political organizations?

Yes

No

a

Transfers from the reporting foundation to a noncharitable exempt organization of

(1)

Cash.

1a(1)

No

(2)

Other assets.

1a(2)

No

b

Other transactions

(1)

Sales of assets to a noncharitable exempt organization.

1b(1)

No

(2)

Purchases of assets from a noncharitable exempt organization.

1b(2)

No

(3)

Rental of facilities, equipment, or other assets.

1b(3)

No

(4)

Reimbursement arrangements.

1b(4)

No

(5)

Loans or loan guarantees.

1b(5)

No

(6)

Performance of services or membership or fundraising solicitations.

1b(6)

No

c

Sharing of facilities, equipment, mailing lists, other assets, or paid employees.

1c

No

d

If the answer to any of the above is "Yes," complete the following schedule. Column (b) should always show the fair market value of the goods, other assets, or services given by the reporting foundation. If the foundation received less than fair market value in any transaction or sharing arrangement, show in column (d) the value of the goods, other assets, or services received.

(a) Line No	(b) Amount involved	(c) Name of noncharitable exempt organization	(d) Description of transfers, transactions, and sharing arrangements

2a

Is the foundation directly or indirectly affiliated with, or related to, one or more tax-exempt organizations described in section 501(c) of the Code (other than section 501(c)(3)) or in section 527?

Yes

No

b

If "Yes," complete the following schedule

(a) Name of organization	(b) Type of organization	(c) Description of relationship

Sign Here

Under penalties of perjury, I declare that I have examined this return, including accompanying schedules and statements, and to the best of my knowledge and belief, it is true, correct, and complete. Declaration of preparer (other than taxpayer or fiduciary) is based on all information of which preparer has any knowledge.

Signature of officer or trustee

2014-05-07

Date

Title

May the IRS discuss this return with the preparer shown below (see instr.)?

Yes

No

Paid Preparer Use Only

Print/Type preparer's name
JANICE W ARMSTRONG

Preparer's Signature

Date

Check if self-employed

PTIN
P00178834

Firm's name

WTAS LLC

Firm's EIN

33-1197384

Firm's address

1200 FIFTH AVENUE SUITE 1600 SEATTLE, WA 98101

Phone no. (206) 577-7880

Form 990-PF (2013)

Form 990PF Part IV - Capital Gains and Losses for Tax on Investment Income - Columns a - d

(a) List and describe the kind(s) of property sold (e g , real estate, 2-story brick warehouse, or common stock, 200 shs MLC Co)	(b) How acquired P—Purchase D—Donation	(c) Date acquired (mo , day, yr)	(d) Date sold (mo , day, yr)
HAPPY PLANET	P		
COSTCO WHSL CORP NEW 105 SHS	P	2003-12-22	2013-12-12
BERKSHIRE HATHAWAY B NEW CLASS B 90 SHS	P	2011-02-03	2013-12-12
STERICYCLE INC 95 SHS	P	2006-12-05	2013-12-12
ISHARES TR MSCI EAFE ETF 1390 SHS	P	2008-01-10	2013-12-12
UNION PACIFIC CORP 70 SHS	P	2011-02-03	2013-12-12
VANGUARD FTSE EMERGING MARKETS ETF 825 SHS	P	2013-07-08	2013-12-12
VANGUARD FTSE EMERGING M ARKETS ETF 395 SHS	P	2009-01-13	2013-12-12
ACCENTURE PLC CL A F 150 SHS	P	2011-05-17	2013-12-12
APPLE INC 20 SHS	P	2005-09-08	2013-12-12
DEERE & CO 370 SHS	P	2008-01-10	2013-11-15
CENTURYLINK INC 650 SHS	P	2011-12-05	2013-10-24
PACCAR INC 650 SHS	P	2010-09-14	2013-10-24
ROPER INDUSTRIES INC 55 SHS	P	2011-08-25	2013-10-24
ROPER INDUSTRIES INC 140 SHS	P	2011-11-23	2013-10-24
PEPSICO INCORPORATED 100 SHS	P	2001-03-15	2013-10-22
PEPSICO INCORPORATED 35 SHS	P	2001-03-23	2013-10-22
AMERICAN TOWER CORP REIT 125 SHS	P	2009-10-09	2013-10-22
COGNIZANT TECH SOL CL A 130 SHS	P	2006-01-03	2013-10-22
LULULEMON ATHLETICA INC 340 SHS	P	2012-02-17	2013-10-17
YUM BRANDS INC 665 SHS	P	2009-05-19	2013-10-17
BOEING CO 45 SHS	P	2007-06-01	2013-10-16
SCHLUMBERGER LTD F 135 SHS	P	2005-08-26	2013-10-16
ISHARES CORE S&P ETF MIDCAP 65 SHS	P	2011-01-07	2013-10-16
ECOLAB INC 155 SHS	P	2003-12-22	2013-10-16
BOEING CO 75 SHS	P	2008-03-18	2013-10-16
ISHARES S&P SMCAP GROWTH S&P SMALLCAP 600 - 45 SHS	P	2009-11-24	2013-10-10
ISHARES CORE S&P ETF MIDCAP 270 SHS	P	2011-01-07	2013-10-10
ACTAVIS INC XXX MANDATORY EXCHANGE EFF 10/01/13 - 460 SHS	P	2011-06-07	2013-10-01
ACTAVIS INC XXX MANDATOR Y EXCHANGE EFF 10/01/13 - 70 SHS	P	2013-03-20	2013-10-01

Form 990PF Part IV - Capital Gains and Losses for Tax on Investment Income - Columns a - d

(a) List and describe the kind(s) of property sold (e g , real estate, 2-story brick warehouse, or common stock, 200 shs MLC Co)	(b) How acquired P—Purchase D—Donation	(c) Date acquired (mo , day, yr)	(d) Date sold (mo , day, yr)
FED HOME LN BK 4 5XXX **MATURED** DUE 09/16/13 - 50,000 SHS	P	2004-01-23	2013-09-16
JOHNSON CTLS IN 4 875%13 NOTES DUE 09/15/13 - 25,000 SHS	P	2004-07-07	2013-09-15
US TREAS NT 4 25%08XXX **MATURED** DUE 08/15/13 - 100,000 SHS	P	2004-05-26	2013-08-15
3M 4 375XXX **MATURED** DUE 08/15/13 - 100,000 SHS	P	2008-08-22	2013-08-15
FRESENIUS MED CARE ADR F SPONSORED ADR 1 ADR REP 0 5 ORD - 1,090 SHS	P	2010-07-08	2013-08-02
MALLINCKRODT PUB F 56 SHS	P	2008-07-28	2013-07-12
ISHARES MSCI PAC EX JAPN PACIFIC EX-JAPAN INDEX FUND - 125 SHS	P	2009-09-18	2013-07-08
ISHARES MSCI PAC EX JAPN PACIFIC EX-JAPAN INDEX FUND 1,225 SHS	P	2008-01-10	2013-07-08
ISHARES MSCI PAC EX JAPN PACIFIC EX-JAPAN INDEX FUND 240 SHS	P	2008-07-15	2013-07-08
SPDR S&P EMERGING LATIN AMERICA ETF 625 SHS	P	2011-01-07	2013-07-08
SPDR S&P EMERGING ASIA 275 SHS	P	2011-01-07	2013-07-08
ISHARES MSCI PAC EX JAPN PACIFIC EX-JAPAN INDEX FUND 400 SHS	P	2011-03-22	2013-07-08
SPDR S&P EMERGING LATIN AMERICA ETF 40 SHS	P	2011-07-01	2013-07-08
BARCLAYS BANK IPATH DJ U BS PRECIOUS METALS ETN 400 SHS	P	2012-05-30	2013-07-01
BARCLAYS BANK IPATH DJ UBS PRECIOUS METALS ETN 100 SHS	P	2012-12-03	2013-07-01
MALLINCKRODT PUB F 875 SHS	P	2008-07-28	2013-07-01
BARCLAYS BANK IPATH DJ U BS PRECIOUS METALS ETN 750 SHS	P	2011-09-12	2013-07-01
LINKEDIN CORP 85 SHS	P	2012-12-03	2013-06-12
BLACKROCK INC 40 SHS	P	2012-02-06	2013-06-12
PRICELINE COM INC NEW 12 SHS	P	2011-08-25	2013-06-12
VERIZON COMMUNICATIONS 185 SHS	P	2008-01-10	2013-06-12
MICROSOFT CORP 350 SHS	P	2012-01-10	2013-06-12
NEXTERA ENERGY INC 135 SHS	P	2011-07-01	2013-06-12
BLACKROCK INC 25 SHS	P	2010-05-27	2013-06-12
MICROSOFT CORP 120 SHS	P	2008-12-08	2013-06-12
EMERSON ELEC CO 4 5XXX **MATURED** DUE 05/01/13 - 50,000 SHS	P	2004-07-19	2013-05-01
ISHARES S&P SMCAP GROWTH S&P SMALLCAP 600 - 75 SHS	P	2009-11-24	2013-04-22
ISHARES S&P SMCAP GROWTH S&P SMALLCAP 600 - 270 SHS	P	2010-04-27	2013-04-22
ISHARES S&P SMCAP GROWTH S&P SMALLCAP 600 - 170 SHS	P	2011-01-07	2013-04-22
ISHARES CORE S&P ETF MIDCAP 100 SHS	P	2011-01-07	2013-04-22

Form 990PF Part IV - Capital Gains and Losses for Tax on Investment Income - Columns a - d

(a) List and describe the kind(s) of property sold (e g , real estate, 2-story brick warehouse, or common stock, 200 shs MLC Co)	(b) How acquired P—Purchase D—Donation	(c) Date acquired (mo , day, yr)	(d) Date sold (mo , day, yr)
AB SVENSK EXPORT ETN COMMODITY INDEX TOTAL RETURN 1,270 SHS	P	2009-09-18	2013-04-22
BARCLAYS BANK IPATH ETN DJ UBS COMMODITY INDEX 200 SHS	P	2009-09-18	2013-04-22
BAKER HUGHES INC 485 SHS	P	2010-04-27	2013-04-04
FIRSTENERGY CORP 690 SHS	P	2008-01-10	2013-04-04
POTASH CORP SASK INC F 595 SHS	P	2011-03-28	2013-03-20
CATERPILLAR INC 130 SHS	P	2011-11-23	2013-03-20
CATERPILLAR INC 310 SHS	P	2011-08-30	2013-03-20
POWERSHARES FTSE RAFI US 1500 SMALL-MID PORTFOLIO 20 SHS	P	2011-01-07	2013-02-04
ALBEMARLE CORP 490 SHS	P	2008-01-10	2013-02-04
SPDR S&P EMERGING ASIA 35 SHS	P	2011-01-07	2013-02-04
POWERSHARES FTSE RAFI US 1500 SMALL-MID PORTFOLIO 30 SHS	P	2010-04-27	2013-02-04
ISHARES CORE S&P ETF MIDCAP 55 SHS	P	2011-01-07	2013-02-04
ISHARES MSCI PAC EX JAPN PACIFIC EX-JAPAN INDEX FUND 50 SHS	P	2008-01-10	2013-02-04
ISHARES S&P SMCAP GROWTH S&P SMALLCAP 600 - 20 SHS	P	2011-01-07	2013-02-04
EBAY INC 280 SHS	P	2012-03-14	2013-02-04
EBAY INC 170 SHS	P	2011-07-26	2013-02-04
MC DONALDS CORP 305 SHS	P	2008-01-10	2013-02-04
VANGUARD FTSE EMERGING MARKETS ETF 100 SHS	P	2009-01-13	2013-02-04
FIDELITY NATL INFO SVCS 30 SHS	P	2011-07-01	2013-01-15
MARATHON OIL CORP 225 SHS	P	2008-01-10	2013-01-15
FIDELITY NATL INFO SVCS 180 SHS	P	2009-08-05	2013-01-15
UNITED TECHNOLOGIES CORP 90 SHS	P	2006-08-14	2013-01-15
CHEVRON CORPORATION 75 SHS	P	2008-01-10	2013-01-15
TEVA PHARM INDS LTD ADRF SPONSORED ADR 1 ADR REP 10 ORD 735 SHS	P	2009-08-05	2013-01-15
GOOGLE INC CLASS A 11 SHS	P	2005-06-03	2013-01-09
GENERAL MILLS INC 195 SHS	P	2008-01-10	2013-01-09
ISHARES MSCI PAC EX JAPN PACIFIC EX-JAPAN INDEX FUND 120 SHS	P	2008-01-10	2013-01-09
APPLE INC 17 SHS	P	2005-09-08	2013-01-09
ISHARES S&P SMCAP GROWTH S&P SMALLCAP 600 - 75 SHS	P	2011-01-07	2013-01-09
ISHARES CORE S&P ETF MIDCAP 210 SHS	P	2011-01-07	2013-01-09

Form 990PF Part IV - Capital Gains and Losses for Tax on Investment Income - Columns a - d

(a) List and describe the kind(s) of property sold (e g , real estate, 2-story brick warehouse, or common stock, 200 shs MLC Co)	(b) How acquired P—Purchase D—Donation	(c) Date acquired (mo , day, yr)	(d) Date sold (mo , day, yr)
QUALCOMM INC 125 SHS	P	2006-08-01	2013-01-09
POWERSHARES FTSE RAFI US 1500 SMALL-MID PORTFOLIO 160 SHS	P	2011-01-07	2013-01-09
PFIZER INCORPORATED 425 SHS	P	2010-01-22	2013-01-09
EATON CORP PLC COM IRELAND 19 SHS	P	2013-03-21	2013-11-14
EATON CORP PLC COM IRELAND 181 SHS	P	2012-11-30	2013-11-14
EATON CORP PLC COM IRELAND 379 SHS	P	2012-11-30	2013-03-18
NOBLE CORP COM ISIN CH0033347318 SWITZERLAND 62 SHS	P	2013-03-21	2013-11-14
NOBLE CORP COM ISIN CH0033347318 SWITZERLAND 571 SHS	P	2013-03-18	2013-11-14
AFLAC INC COM 100 SHS	P	2011-11-09	2013-03-18
AFLAC INC COM 575 SHS	P	2011-08-16	2013-03-18
AT&T INC COM 48 SHS	P	2013-03-18	2013-11-14
ABBOTT LABS COM 100 SHS	P	2011-11-09	2013-03-18
ABBOTT LABS COM 315 SHS	P	2011-08-16	2013-03-18
ABBVIE INC COM 100 SHS	P	2011-11-09	2013-03-18
ABBVIE INC COM 315 SHS	P	2011-08-16	2013-03-18
ADOBE SYS INC COM 865 SHS	P	2011-08-16	2013-03-18
AIR PRODS & CHEMS INC COM 34 SHS	P	2013-03-21	2013-11-14
AIR PRODS & CHEMS INC COM 133 SHS	P	2013-03-18	2013-11-14
AIR PRODS & CHEMS INC COM 50 SHS	P	2011-11-09	2013-11-14
AIR PRODS & CHEMS INC COM 135 SHS	P	2011-08-16	2013-11-14
ALLERGAN INC COM 53 SHS	P	2013-03-21	2013-11-14
ALLERGAN INC COM 264 SHS	P	2013-03-18	2013-11-14
AMERICAN EXPRESS CO COM 76 SHS	P	2013-03-21	2013-11-14
AMERICAN EXPRESS CO COM 220 SHS	P	2013-03-18	2013-11-14
AMERICAN EXPRESS CO COM 13 SHS	P	2011-08-16	2013-11-14
APPLIED MATLS INC COM 450 SHS	P	2011-11-09	2013-03-18
APPLIED MATLS INC COM 1,800 SHS	P	2011-08-16	2013-03-18
AUTODESK INC COM 710 SHS	P	2011-08-16	2013-02-04
BAXTER INTL INC COM 61 SHS	P	2011-08-16	2013-03-18
BIOGEN IDEC INC COM 15 SHS	P	2013-03-21	2013-11-14

Form 990PF Part IV - Capital Gains and Losses for Tax on Investment Income - Columns a - d

(a) List and describe the kind(s) of property sold (e g , real estate, 2-story brick warehouse, or common stock, 200 shs MLC Co)	(b) How acquired P—Purchase D—Donation	(c) Date acquired (mo , day, yr)	(d) Date sold (mo , day, yr)
BIOGEN IDEC INC COM 136 SHS	P	2011-08-16	2013-11-14
BIOGEN IDEC INC COM 34 SHS	P	2011-08-16	2013-03-18
BRISTOL MYERS SQUIBB CO COM 101 SHS	P	2013-03-21	2013-11-14
BRISTOL MYERS SQUIBB CO COM 933 SHS	P	2013-03-18	2013-11-14
CST BRANDS INC COM 5 333 SHS	P	2013-03-21	2013-11-14
CST BRANDS INC COM 47 667 SHS	P	2013-03-18	2013-11-14
CST BRANDS INC COM 0 666 SHS	P	2013-03-18	2013-06-12
CATERPILLAR INC COM 50 SHS	P	2011-11-09	2013-03-18
CATERPILLAR INC COM 215 SHS	P	2011-08-16	2013-03-18
CHEVRON CORP COM 68 SHS	P	2013-03-21	2013-11-14
CHEVRON CORP COM 178 SHS	P	2013-03-18	2013-11-14
CHEVRON CORP COM 50 SHS	P	2011-11-09	2013-11-14
CHEVRON CORP COM 85 SHS	P	2011-10-25	2013-11-14
CHEVRON CORP COM 315 SHS	P	2011-08-16	2013-11-14
CISCO SYS INC COM 284 SHS	P	2011-08-16	2013-03-18
CITIGROUP INC NEW COM 115 SHS	P	2013-03-21	2013-11-14
CITIGROUP INC NEW COM 364 SHS	P	2013-03-18	2013-11-14
COCA COLA CO COM 470 SHS	P	2011-08-16	2013-03-18
COLGATE PALMOLIVE CO COM 30 SHS	P	2013-03-21	2013-11-14
COLGATE PALMOLIVE CO COM 276 SHS	P	2011-08-16	2013-11-14
COLGATE PALMOLIVE CO COM 47 SHS	P	2011-08-16	2013-03-18
CUMMINS INC COM 50 SHS	P	2011-11-09	2013-03-18
CUMMINS INC COM 205 SHS	P	2011-08-16	2013-03-18
DEERE & CO COM 187 SHS	P	2013-03-18	2013-11-14
DELL INC COM 1,380 SHS	P	2011-08-16	2013-01-15
DOMINION RES INC VA PFD NEW ENHANCED JR SUB NTS DIV 8 375% SER A 538 SHS	P	2012-03-07	2013-11-14
DOMINION RES INC VA PFD NEW ENHANCED JR SUB NTS DIV 8 375% SER A 482 SHS	P	2012-03-07	2013-03-21
DOW CHEM CO COM 74 SHS	P	2013-03-21	2013-11-14
DOW CHEM CO COM 218 SHS	P	2013-03-18	2013-11-14
DOW CHEM CO COM 100 SHS	P	2011-11-09	2013-11-14

Form 990PF Part IV - Capital Gains and Losses for Tax on Investment Income - Columns a - d

(a) List and describe the kind(s) of property sold (e g , real estate, 2-story brick warehouse, or common stock, 200 shs MLC Co)	(b) How acquired P—Purchase D—Donation	(c) Date acquired (mo , day, yr)	(d) Date sold (mo , day, yr)
DOW CHEM CO COM 365 SHS	P	2011-08-16	2013-11-14
DUKE ENERGY CORP NEW COM 158 SHS	P	2011-08-16	2013-03-18
ECOLAB INC COM 27 SHS	P	2013-03-21	2013-11-14
ECOLAB INC COM 12 SHS	P	2013-03-18	2013-11-14
ECOLAB INC COM 58 SHS	P	2011-08-16	2013-11-14
ENTERGY MISS INC PFD 1ST MTG BD 6 00% 70 SHS	P	2012-03-15	2013-11-14
ENTERGY MISS INC PFD 1ST MTG BD 6 00% 173 SHS	P	2012-03-14	2013-11-14
ENTERGY MISS INC PFD 1ST MTG BD 6 00% 252 SHS	P	2012-03-13	2013-11-14
ENTERGY MISS INC PFD 1ST MTG BD 6 00% 44 SHS	P	2012-03-07	2013-11-14
ENTERGY MISS INC PFD 1ST MTG BD 6 00% 189 SHS	P	2012-03-15	2013-03-21
ENTERGY MISS INC PFD 1ST MTG BD 6 00% 307 SHS	P	2012-03-12	2013-03-21
FEDEX CORP COM 184 SHS	P	2013-03-18	2013-11-14
FIFTH THIRD BANCORP COM 145 SHS	P	2013-03-21	2013-11-14
FIFTH THIRD BANCORP COM 1,346 SHS	P	2011-08-16	2013-11-14
FIFTH THIRD BANCORP COM 400 SHS	P	2011-11-09	2013-03-18
FIFTH THIRD BANCORP COM 809 SHS	P	2011-08-16	2013-03-18
FORD MTR CO DEL COM PAR \$0 01 127 SHS	P	2013-03-21	2013-11-14
FORD MTR CO DEL COM PAR \$0 01 123 SHS	P	2011-08-16	2013-11-14
FORD MTR CO DEL COM PAR \$0 01 271 SHS	P	2011-08-16	2013-03-18
GAP INC DEL COM 30 SHS	P	2013-03-21	2013-11-14
GAP INC DEL COM 275 SHS	P	2013-03-18	2013-11-14
GENERAL MLS INC COM 435 SHS	P	2011-08-16	2013-03-18
GOLDMAN SACHS GROUP INC COM 21 SHS	P	2013-03-21	2013-11-14
GOLDMAN SACHS GROUP INC COM 8 SHS	P	2013-03-18	2013-11-14
GOLDMAN SACHS GROUP INC COM 185 SHS	P	2011-08-16	2013-11-14
GOLDMAN SACHS GROUP INC NT PFD 6 500% 527 SHS	P	2012-03-07	2013-11-14
GOLDMAN SACHS GROUP INC NT PFD 6 500% 633 SHS	P	2012-03-07	2013-03-21
GOOGLE INC CL A COM 7 SHS	P	2013-03-21	2013-11-14
GOOGLE INC CL A COM 63 SHS	P	2013-03-18	2013-11-14
HESS CORP COM 155 SHS	P	2011-10-25	2013-03-18

Form 990PF Part IV - Capital Gains and Losses for Tax on Investment Income - Columns a - d

(a) List and describe the kind(s) of property sold (e g , real estate, 2-story brick warehouse, or common stock, 200 shs MLC Co)	(b) How acquired P—Purchase D—Donation	(c) Date acquired (mo , day, yr)	(d) Date sold (mo , day, yr)
HESS CORP COM 264 SHS	P	2011-08-16	2013-03-18
HOME DEPOT INC COM 10 SHS	P	2013-03-18	2013-11-14
INTEL CORP COM 119 SHS	P	2011-11-09	2013-03-18
INTERNATIONAL BUSINESS MACHS COM 18 SHS	P	2013-03-21	2013-11-14
INTERNATIONAL BUSINESS MACHS COM 48 SHS	P	2013-03-18	2013-11-14
INTERNATIONAL BUSINESS MACHS COM 125 SHS	P	2011-08-16	2013-11-14
INTERNATIONAL PAPER CO COM 125 SHS	P	2013-03-18	2013-11-14
INTUIT COM 58 SHS	P	2013-03-21	2013-11-14
INTUIT COM 540 SHS	P	2013-03-18	2013-11-14
ISHARES S&P SHORT TERM NATL MUNICIPAL BOND FUND 693 SHS	P	2012-03-07	2013-03-21
ISHARES S&P SHORT TERM NATL MUNICIPAL BOND FUND 436 SHS	P	2012-03-07	2013-03-18
J P MORGAN CHASE & CO COM 22 SHS	P	2011-08-16	2013-03-18
JPMORGAN CHASE & CO DEPOSITARY SHS REPSTG 1/400 8 625% 553 SHS	P	2012-03-07	2013-09-03
JPMORGAN CHASE & CO DEPOSITARY SHS REPSTG 1/400 8 625% 537 SHS	P	2012-03-07	2013-03-21
JOHNSON & JOHNSON COM 82 SHS	P	2013-03-21	2013-11-14
JOHNSON & JOHNSON COM 516 SHS	P	2013-03-18	2013-11-14
JOHNSON & JOHNSON COM 240 SHS	P	2011-08-16	2013-11-14
JOHNSON CTLS INC COM 150 SHS	P	2011-11-09	2013-03-18
JOHNSON CTLS INC COM 500 SHS	P	2011-08-16	2013-03-18
KELLOGG CO COM 4 SHS	P	2013-03-21	2013-11-14
KELLOGG CO COM 38 SHS	P	2011-08-16	2013-11-14
KELLOGG CO COM 262 SHS	P	2011-08-16	2013-03-18
KIMBERLY CLARK CORP COM 101 SHS	P	2011-08-16	2013-03-18
KIMCO RLTY CORP PFD REITS DEP SHS REPSTG 1/100 535 SHS	P	2012-03-07	2013-11-14
KIMCO RLTY CORP PFD REITS DEP SHS REPSTG 1/100 525 SHS	P	2012-03-07	2013-03-21
KRAFT FOODS GROUP INC COM 94 SHS	P	2013-03-21	2013-11-14
KRAFT FOODS GROUP INC COM 868 SHS	P	2013-03-18	2013-11-14
LAUDER ESTEE COS INC CL A 21 SHS	P	2013-03-21	2013-11-14
LAUDER ESTEE COS INC CL A 201 SHS	P	2011-08-16	2013-11-14
LAUDER ESTEE COS INC CL A 139 SHS	P	2011-08-16	2013-03-18

Form 990PF Part IV - Capital Gains and Losses for Tax on Investment Income - Columns a - d

(a) List and describe the kind(s) of property sold (e g , real estate, 2-story brick warehouse, or common stock, 200 shs MLC Co)	(b) How acquired P—Purchase D—Donation	(c) Date acquired (mo , day, yr)	(d) Date sold (mo , day, yr)
LIFE TECHNOLOGIES CORP COM 400 SHS	P	2011-08-16	2013-03-18
MARATHON OIL CORP COM 897 SHS	P	2012-03-07	2013-03-18
MEADWESTVACO CORP COM 24 SHS	P	2013-03-21	2013-11-14
MEADWESTVACO CORP COM 49 SHS	P	2011-08-16	2013-11-14
MEADWESTVACO CORP COM 200 SHS	P	2011-11-09	2013-03-18
MEADWESTVACO CORP COM 177 SHS	P	2011-08-16	2013-03-18
MEDTRONIC INC COM 57 SHS	P	2013-03-21	2013-11-14
MEDTRONIC INC COM 36 SHS	P	2011-11-09	2013-11-14
MEDTRONIC INC COM 7 SHS	P	2011-08-16	2013-11-14
MEDTRONIC INC COM 139 SHS	P	2011-11-09	2013-03-18
MICROSOFT CORP COM 195 SHS	P	2013-03-21	2013-11-14
MICROSOFT CORP COM 762 SHS	P	2013-03-18	2013-11-14
MICROSOFT CORP COM 200 SHS	P	2011-11-09	2013-11-14
MICROSOFT CORP COM 840 SHS	P	2011-08-16	2013-11-14
MONDELEZ INTL INC COM 42 SHS	P	2013-03-21	2013-11-14
MONDELEZ INTL INC COM 395 SHS	P	2013-03-18	2013-11-14
NEXTERA ENERGY INC COM 25 SHS	P	2013-03-21	2013-11-14
NEXTERA ENERGY INC COM 230 SHS	P	2013-03-18	2013-11-14
NEXTERA ENERGY CAP HLDGS INC PFD GTD JR SUB DEB 8 750% SER F 543 SHS	P	2012-03-07	2013-11-14
NEXTERA ENERGY CAP HLDGS INC PFD GTD JR SUB DEB 8 750% SER F 482 SHS	P	2012-03-07	2013-03-21
NIKE INC CL B 39 SHS	P	2013-03-21	2013-11-14
NIKE INC CL B 360 SHS	P	2013-03-18	2013-11-14
NORFOLK SOUTHERN CORP COM 25 SHS	P	2013-03-21	2013-11-14
NORFOLK SOUTHERN CORP COM 232 SHS	P	2013-03-18	2013-11-14
PG&E CORP COM 215 SHS	P	2011-08-16	2013-03-18
PPL CORP COM 19 SHS	P	2013-03-21	2013-11-14
PPL CORP COM 173 SHS	P	2013-03-18	2013-11-14
PEPSICO INC COM 79 SHS	P	2013-03-18	2013-11-14
PROCTER & GAMBLE CO COM 4 SHS	P	2013-03-21	2013-11-14
PRUDENTIAL FINL INC JR SUB NT PFD 9 000% 565 SHS	P	2012-03-07	2013-06-17

Form 990PF Part IV - Capital Gains and Losses for Tax on Investment Income - Columns a - d

(a) List and describe the kind(s) of property sold (e g , real estate, 2-story brick warehouse, or common stock, 200 shs MLC Co)	(b) How acquired P—Purchase D—Donation	(c) Date acquired (mo , day, yr)	(d) Date sold (mo , day, yr)
PRUDENTIAL FINL INC JR SUB NT PFD 9 000% 545 SHS	P	2012-03-07	2013-03-21
PUBLIC SVC ENTERPRISE GROUP COM 13 SHS	P	2013-03-21	2013-11-14
PUBLIC SVC ENTERPRISE GROUP COM 117 SHS	P	2011-08-16	2013-11-14
PUBLIC SVC ENTERPRISE GROUP COM 150 SHS	P	2011-11-09	2013-03-18
PUBLIC SVC ENTERPRISE GROUP COM 153 SHS	P	2011-08-16	2013-03-18
PUBLIC STORAGE INC PFD DEP SHS REPSTG 1/10000 SER Q 6 500% 391 SHS	P	2012-03-12	2013-11-14
PUBLIC STORAGE INC PFD DEP SHS REPSTG 1/10000 SER Q 6 500% 89 SHS	P	2012-03-08	2013-11-14
PUBLIC STORAGE INC PFD DEP SHS REPSTG 1/10000 SER Q 6 500% 46 SHS	P	2012-03-12	2013-11-14
PUBLIC STORAGE INC PFD DEP SHS REPSTG 1/10000 SER Q 6 500% 498 SHS	P	2012-03-09	2013-03-21
PUBLIC STORAGE INC PFD DEP SHS REPSTG 1/10000 SER Q 6 500% 51 SHS	P	2012-03-08	2013-03-21
ROCKWELL AUTOMATION INC COM 75 SHS	P	2011-11-09	2013-03-18
ROCKWELL AUTOMATION INC COM 305 SHS	P	2011-08-16	2013-03-18
ROCKWELL COLLINS COM 410 SHS	P	2011-08-16	2013-02-04
SPECTRA ENERGY CORP COM 410 SHS	P	2011-11-12	2013-11-14
SPECTRA ENERGY CORP COM 410 SHS	P	2011-08-16	2013-11-14
SPECTRA ENERGY CORP COM 151 SHS	P	2011-10-25	2013-03-18
SPECTRA ENERGY CORP COM 150 SHS	P	2011-08-16	2013-03-18
SPECTRA ENERGY CORP COM 295 SHS	P	2011-11-09	2013-03-18
SPECTRA ENERGY CORP COM 389 SHS	P	2011-11-09	2013-03-18
STAPLES INC COM 92 SHS	P	2011-11-09	2013-02-04
STAPLES INC COM 150 SHS	P	2011-08-16	2013-02-04
STARBUCKS CORP COM 300 SHS	P	2013-03-21	2013-11-14
STARBUCKS CORP COM 1,195 SHS	P	2011-08-16	2013-11-14
STARBUCKS CORP COM 41 SHS	P	2011-08-16	2013-03-18
STATE STR CORP COM 122 SHS	P	2013-03-18	2013-11-14
TARGET CORP COM 50 SHS	P	2013-03-21	2013-11-14
TARGET CORP COM 1,218 SHS	P	2011-08-16	2013-11-14
TARGET CORP COM 33 SHS	P	2011-11-09	2013-03-18
TARGET CORP COM 310 SHS	P	2011-08-16	2013-03-18
TERADATA CORP DELAWARE COM 100 SHS	P	2013-03-21	2013-11-14

Form 990PF Part IV - Capital Gains and Losses for Tax on Investment Income - Columns a - d

(a) List and describe the kind(s) of property sold (e g , real estate, 2-story brick warehouse, or common stock, 200 shs MLC Co)	(b) How acquired P—Purchase D—Donation	(c) Date acquired (mo , day, yr)	(d) Date sold (mo , day, yr)
TERADATA CORP DELAWARE COM 113 SHS	P	2013-03-18	2013-11-14
TEXAS INSTRS INC COM 780 SHS	P	2011-08-16	2013-03-18
3M CO COM 278 SHS	P	2013-03-18	2013-11-14
TRAVELERS COS INC COM 33 SHS	P	2013-03-21	2013-11-14
TRAVELERS COS INC COM 307 SHS	P	2011-08-16	2013-11-14
TRAVELERS COS INC COM 75 SHS	P	2011-11-09	2013-03-18
TRAVELERS COS INC COM 113 SHS	P	2011-08-16	2013-03-18
US BANCORP DEL COM NEW 59 SHS	P	2013-03-21	2013-11-14
US BANCORP DEL COM NEW 544 SHS	P	2013-03-18	2013-11-14
UNITED PARCEL SVC INC CL B 50 SHS	P	2011-11-09	2013-03-18
UNITED PARCEL SVC INC CL B 300 SHS	P	2011-08-16	2013-03-18
VALERO ENERGY CORP NEW COM 48 SHS	P	2013-03-21	2013-11-14
VALERO ENERGY CORP NEW COM 435 SHS	P	2013-03-18	2013-11-14
VERIZON COMMUNICATIONS INC COM 78 SHS	P	2013-03-21	2013-11-14
VERIZON COMMUNICATIONS INC COM 31 SHS	P	2011-08-16	2013-11-14
VERIZON COMMUNICATIONS INC COM 348 SHS	P	2011-08-16	2013-03-18
WELLS FARGO & CO NEW PFD DEP SHS SER J 487 SHS	P	2012-03-07	2013-11-14
WELLS FARGO & CO NEW PFD DEP SHS SER J 533 SHS	P	2012-03-07	2013-03-21
WEYERHAEUSER CO COM 1,270 SHS	P	2011-08-16	2013-03-18
WHOLE FOODS MKT INC COM 32 SHS	P	2013-03-21	2013-11-14
WHOLE FOODS MKT INC COM 284 SHS	P	2011-08-16	2013-11-14
WHOLE FOODS MKT INC COM 123 SHS	P	2011-08-16	2013-03-18
XCEL ENERGY INC COM 370 SHS	P	2011-08-16	2013-03-18
XEROX CORP COM 500 SHS	P	2011-11-09	2013-03-18
XEROX CORP COM 2,585 SHS	P	2011-08-16	2013-03-18
CAPITAL GAINS DIVIDENDS	P		

Form 990PF Part IV - Capital Gains and Losses for Tax on Investment Income - Columns e - h

(e) Gross sales price	(f) Depreciation allowed (or allowable)	(g) Cost or other basis plus expense of sale	(h) Gain or (loss) (e) plus (f) minus (g)
8,007			8,007
12,434		3,844	8,590
10,310		7,460	2,850
10,872		3,494	7,378
89,202		105,679	-16,477
11,305		6,583	4,722
33,259		31,169	2,090
15,924		9,027	6,897
11,130		8,456	2,674
11,221		999	10,222
30,731		32,206	-1,475
21,571		23,621	-2,050
37,836		29,608	8,228
7,237		3,903	3,334
18,421		11,183	7,238
8,345		4,344	4,001
2,921		1,492	1,429
10,028		4,579	5,449
11,264		3,279	7,985
24,913		22,177	2,736
44,321		22,863	21,458
5,378		4,526	852
12,408		5,530	6,878
8,201		5,915	2,286
15,735		4,261	11,474
8,964		5,719	3,245
4,839		2,416	2,423
33,528		24,568	8,960
66,240		29,414	36,826
10,080		6,302	3,778

Form 990PF Part IV - Capital Gains and Losses for Tax on Investment Income - Columns e - h

(e) Gross sales price	(f) Depreciation allowed (or allowable)	(g) Cost or other basis plus expense of sale	(h) Gain or (loss) (e) plus (f) minus (g)
50,000		50,373	-373
25,000		24,915	85
100,000		96,949	3,051
100,000		100,037	-37
34,411		29,344	5,067
2,341		1,930	411
5,364		4,959	405
52,571		61,084	-8,513
10,300		10,335	-35
36,825		55,450	-18,625
19,486		23,226	-3,740
17,166		18,296	-1,130
2,357		3,525	-1,168
24,977		33,482	-8,505
6,244		9,365	-3,121
39		30	9
46,831		77,986	-31,155
14,298		9,302	4,996
10,968		7,590	3,378
9,707		5,824	3,883
9,273		7,368	1,905
12,292		9,805	2,487
10,609		7,851	2,758
6,855		4,265	2,590
4,215		2,495	1,720
50,000		48,678	1,322
6,764		4,026	2,738
24,352		17,929	6,423
15,332		12,415	2,917
11,213		9,099	2,114

Form 990PF Part IV - Capital Gains and Losses for Tax on Investment Income - Columns e - h

(e) Gross sales price	(f) Depreciation allowed (or allowable)	(g) Cost or other basis plus expense of sale	(h) Gain or (loss) (e) plus (f) minus (g)
10,292		9,087	1,205
7,712		7,745	-33
21,624		25,756	-4,132
29,386		53,530	-24,144
23,798		34,290	-10,492
11,286		11,462	-176
26,914		27,827	-913
1,483		1,301	182
30,143		18,054	12,089
2,750		2,956	-206
2,225		1,858	367
6,030		5,005	1,025
2,427		2,493	-66
1,789		1,461	328
15,755		10,515	5,240
9,566		5,831	3,735
28,955		17,524	11,431
4,437		2,285	2,152
1,094		932	162
7,165		7,498	-333
6,567		4,389	2,178
7,675		5,473	2,202
8,429		6,818	1,611
27,936		38,488	-10,552
8,026		3,088	4,938
8,014		5,615	2,399
5,707		5,984	-277
8,831		848	7,983
6,493		5,477	1,016
22,082		19,109	2,973

Form 990PF Part IV - Capital Gains and Losses for Tax on Investment Income - Columns e - h

(e) Gross sales price	(f) Depreciation allowed (or allowable)	(g) Cost or other basis plus expense of sale	(h) Gain or (loss) (e) plus (f) minus (g)
8,052		4,295	3,757
11,472		10,410	1,062
11,169		8,146	3,023
1,375		1,186	189
13,097		9,281	3,816
23,519		19,637	3,882
2,494		2,277	217
22,967		21,362	1,605
5,041		4,363	678
28,983		21,565	7,418
1,690		1,743	-53
3,367		2,541	826
10,605		7,522	3,083
3,833		2,755	1,078
12,074		8,157	3,917
35,609		21,145	14,464
3,686		2,972	714
14,419		11,823	2,596
5,421		4,177	1,244
14,636		10,998	3,638
5,051		5,866	-815
25,158		28,669	-3,511
6,209		4,979	1,230
17,973		14,407	3,566
1,062		588	474
5,894		5,499	395
23,575		21,159	2,416
27,450		21,176	6,274
4,212		3,277	935
3,558		2,656	902

Form 990PF Part IV - Capital Gains and Losses for Tax on Investment Income - Columns e - h

(e) Gross sales price	(f) Depreciation allowed (or allowable)	(g) Cost or other basis plus expense of sale	(h) Gain or (loss) (e) plus (f) minus (g)
32,258		12,428	19,830
5,965		3,107	2,858
5,341		4,027	1,314
49,336		36,382	12,954
174		176	-2
1,559		1,588	-29
22		22	0
4,471		4,596	-125
19,224		19,355	-131
8,127		8,189	-62
21,275		21,288	-13
5,976		5,226	750
10,159		9,020	1,139
37,649		30,881	6,768
6,190		4,509	1,681
5,746		5,230	516
18,188		16,814	1,374
18,216		15,911	2,305
1,965		1,711	254
18,082		11,808	6,274
5,273		4,022	1,251
5,851		4,843	1,008
23,990		19,390	4,600
15,468		17,178	-1,710
17,332		21,452	-4,120
14,040		15,917	-1,877
12,866		14,260	-1,394
2,952		2,415	537
8,695		7,286	1,409
3,989		2,718	1,271

Form 990PF Part IV - Capital Gains and Losses for Tax on Investment Income - Columns e - h

(e) Gross sales price	(f) Depreciation allowed (or allowable)	(g) Cost or other basis plus expense of sale	(h) Gain or (loss) (e) plus (f) minus (g)
14,559		10,850	3,709
11,036		8,662	2,374
2,882		2,129	753
1,281		949	332
6,191		2,723	3,468
1,680		2,031	-351
4,153		4,975	-822
6,050		7,248	-1,198
1,056		1,274	-218
5,058		5,483	-425
8,216		8,911	-695
25,002		19,879	5,123
2,887		2,382	505
26,801		13,615	13,186
6,559		4,782	1,777
13,265		8,183	5,082
2,170		1,691	479
2,101		1,383	718
3,596		3,047	549
1,252		1,063	189
11,477		10,096	1,381
20,108		15,858	4,250
3,427		3,082	345
1,306		1,214	92
30,194		21,751	8,443
13,330		13,695	-365
17,380		16,450	930
7,258		5,689	1,569
65,323		50,973	14,350
11,163		9,382	1,781

Form 990PF Part IV - Capital Gains and Losses for Tax on Investment Income - Columns e - h

(e) Gross sales price	(f) Depreciation allowed (or allowable)	(g) Cost or other basis plus expense of sale	(h) Gain or (loss) (e) plus (f) minus (g)
19,013		15,662	3,351
788		697	91
2,539		2,539	0
3,290		3,807	-517
8,773		10,285	-1,512
22,846		21,503	1,343
5,622		5,693	-71
4,218		3,792	426
39,269		35,242	4,027
73,645		74,068	-423
46,357		46,600	-243
1,086		798	288
13,825		15,168	-1,343
13,989		14,729	-740
7,693		6,492	1,201
48,409		40,842	7,567
22,516		15,335	7,181
5,222		4,606	616
17,406		16,268	1,138
252		251	1
2,395		2,037	358
16,248		14,042	2,206
9,352		6,659	2,693
13,183		15,192	-2,009
14,139		14,908	-769
4,982		4,863	119
46,000		43,724	2,276
1,537		1,332	205
14,707		9,599	5,108
8,737		6,638	2,099

Form 990PF Part IV - Capital Gains and Losses for Tax on Investment Income - Columns e - h

(e) Gross sales price	(f) Depreciation allowed (or allowable)	(g) Cost or other basis plus expense of sale	(h) Gain or (loss) (e) plus (f) minus (g)
24,991		15,870	9,121
31,478		29,646	1,832
815		886	-71
1,664		1,205	459
7,536		4,958	2,578
6,669		4,353	2,316
3,332		2,617	715
2,104		1,228	876
409		224	185
6,286		4,742	1,544
7,379		5,486	1,893
28,835		21,443	7,392
7,568		5,236	2,332
31,786		21,189	10,597
1,424		1,198	226
13,388		11,188	2,200
2,181		1,896	285
20,068		17,075	2,993
14,077		15,873	-1,796
12,788		14,090	-1,302
3,049		2,096	953
28,145		19,624	8,521
2,185		1,874	311
20,276		17,543	2,733
9,363		8,612	751
586		576	10
5,334		5,241	93
6,824		6,065	759
505		465	40
14,125		15,299	-1,174

Form 990PF Part IV - Capital Gains and Losses for Tax on Investment Income - Columns e - h

(e) Gross sales price	(f) Depreciation allowed (or allowable)	(g) Cost or other basis plus expense of sale	(h) Gain or (loss) (e) plus (f) minus (g)
13,876		14,757	-881
439		435	4
3,950		3,757	193
4,978		4,969	9
5,078		4,914	164
9,509		10,845	-1,336
2,164		2,488	-324
1,117		1,276	-159
13,654		13,926	-272
1,398		1,425	-27
6,595		5,291	1,304
26,821		19,436	7,385
23,969		19,235	4,734
3,152		2,716	436
5,173		3,780	1,393
8,469		8,399	70
11,168		9,739	1,429
1,665		1,683	-18
2,641		2,641	0
4,023		4,430	-407
16,024		16,162	-138
3,319		2,340	979
9,877		4,671	5,206
2,850		1,914	936
85,890		72,409	13,481
2,201		2,244	-43
20,676		14,925	5,751
6,672		5,183	1,489
2,002		1,444	558
538		689	-151

Form 990PF Part IV - Capital Gains and Losses for Tax on Investment Income - Columns e - h

(e) Gross sales price	(f) Depreciation allowed (or allowable)	(g) Cost or other basis plus expense of sale	(h) Gain or (loss) (e) plus (f) minus (g)
5,067		6,452	-1,385
27,077		21,197	5,880
36,095		29,418	6,677
2,901		2,766	135
26,989		15,907	11,082
6,202		4,285	1,917
9,344		5,855	3,489
2,258		1,984	274
20,818		18,572	2,246
4,263		3,453	810
25,576		19,556	6,020
2,060		1,960	100
18,668		17,907	761
3,921		3,806	115
1,558		1,081	477
16,900		12,136	4,764
13,829		14,330	-501
15,773		15,684	89
38,368		21,673	16,695
1,888		1,378	510
16,759		8,516	8,243
10,587		7,377	3,210
10,694		8,645	2,049
4,312		4,075	237
22,291		21,236	1,055
543			543

Form 990PF Part IV - Capital Gains and Losses for Tax on Investment Income - Columns i - l

Complete only for assets showing gain in column (h) and owned by the foundation on 12/31/69			(l) Gains (Col (h) gain minus col (k), but not less than -0-) or Losses (from col (h))
(i) F M V as of 12/31/69	(j) Adjusted basis as of 12/31/69	(k) Excess of col (i) over col (j), if any	
			8,007
			8,590
			2,850
			7,378
			-16,477
			4,722
			2,090
			6,897
			2,674
			10,222
			-1,475
			-2,050
			8,228
			3,334
			7,238
			4,001
			1,429
			5,449
			7,985
			2,736
			21,458
			852
			6,878
			2,286
			11,474
			3,245
			2,423
			8,960
			36,826
			3,778

Form 990PF Part IV - Capital Gains and Losses for Tax on Investment Income - Columns i - l

Complete only for assets showing gain in column (h) and owned by the foundation on 12/31/69			(l) Gains (Col (h) gain minus col (k), but not less than -0-) or Losses (from col (h))
(i) F M V as of 12/31/69	(j) Adjusted basis as of 12/31/69	(k) Excess of col (i) over col (j), if any	
			-373
			85
			3,051
			-37
			5,067
			411
			405
			-8,513
			-35
			-18,625
			-3,740
			-1,130
			-1,168
			-8,505
			-3,121
			9
			-31,155
			4,996
			3,378
			3,883
			1,905
			2,487
			2,758
			2,590
			1,720
			1,322
			2,738
			6,423
			2,917
			2,114

Form 990PF Part IV - Capital Gains and Losses for Tax on Investment Income - Columns i - l

Complete only for assets showing gain in column (h) and owned by the foundation on 12/31/69			(l) Gains (Col (h) gain minus col (k), but not less than -0-) or Losses (from col (h))
(i) F M V as of 12/31/69	(j) Adjusted basis as of 12/31/69	(k) Excess of col (i) over col (j), if any	
			1,205
			-33
			-4,132
			-24,144
			-10,492
			-176
			-913
			182
			12,089
			-206
			367
			1,025
			-66
			328
			5,240
			3,735
			11,431
			2,152
			162
			-333
			2,178
			2,202
			1,611
			-10,552
			4,938
			2,399
			-277
			7,983
			1,016
			2,973

Form 990PF Part IV - Capital Gains and Losses for Tax on Investment Income - Columns i - l

Complete only for assets showing gain in column (h) and owned by the foundation on 12/31/69			(l) Gains (Col (h) gain minus col (k), but not less than -0-) or Losses (from col (h))
(i) F M V as of 12/31/69	(j) Adjusted basis as of 12/31/69	(k) Excess of col (i) over col (j), if any	
			3,757
			1,062
			3,023
			189
			3,816
			3,882
			217
			1,605
			678
			7,418
			-53
			826
			3,083
			1,078
			3,917
			14,464
			714
			2,596
			1,244
			3,638
			-815
			-3,511
			1,230
			3,566
			474
			395
			2,416
			6,274
			935
			902

Form 990PF Part IV - Capital Gains and Losses for Tax on Investment Income - Columns i - l

Complete only for assets showing gain in column (h) and owned by the foundation on 12/31/69			(l) Gains (Col (h) gain minus col (k), but not less than -0-) or Losses (from col (h))
(i) F M V as of 12/31/69	(j) Adjusted basis as of 12/31/69	(k) Excess of col (i) over col (j), if any	
			19,830
			2,858
			1,314
			12,954
			-2
			-29
			0
			-125
			-131
			-62
			-13
			750
			1,139
			6,768
			1,681
			516
			1,374
			2,305
			254
			6,274
			1,251
			1,008
			4,600
			-1,710
			-4,120
			-1,877
			-1,394
			537
			1,409
			1,271

Form 990PF Part IV - Capital Gains and Losses for Tax on Investment Income - Columns i - l

Complete only for assets showing gain in column (h) and owned by the foundation on 12/31/69			(l) Gains (Col (h) gain minus col (k), but not less than -0-) or Losses (from col (h))
(i) F M V as of 12/31/69	(j) Adjusted basis as of 12/31/69	(k) Excess of col (i) over col (j), if any	
			3,709
			2,374
			753
			332
			3,468
			-351
			-822
			-1,198
			-218
			-425
			-695
			5,123
			505
			13,186
			1,777
			5,082
			479
			718
			549
			189
			1,381
			4,250
			345
			92
			8,443
			-365
			930
			1,569
			14,350
			1,781

Form 990PF Part IV - Capital Gains and Losses for Tax on Investment Income - Columns i - l

Complete only for assets showing gain in column (h) and owned by the foundation on 12/31/69			(l) Gains (Col (h) gain minus col (k), but not less than -0-) or Losses (from col (h))
(i) F M V as of 12/31/69	(j) Adjusted basis as of 12/31/69	(k) Excess of col (i) over col (j), if any	
			3,351
			91
			0
			-517
			-1,512
			1,343
			-71
			426
			4,027
			-423
			-243
			288
			-1,343
			-740
			1,201
			7,567
			7,181
			616
			1,138
			1
			358
			2,206
			2,693
			-2,009
			-769
			119
			2,276
			205
			5,108
			2,099

Form 990PF Part IV - Capital Gains and Losses for Tax on Investment Income - Columns i - l

Complete only for assets showing gain in column (h) and owned by the foundation on 12/31/69			(l) Gains (Col (h) gain minus col (k), but not less than -0-) or Losses (from col (h))
(i) F M V as of 12/31/69	(j) Adjusted basis as of 12/31/69	(k) Excess of col (i) over col (j), if any	
			9,121
			1,832
			-71
			459
			2,578
			2,316
			715
			876
			185
			1,544
			1,893
			7,392
			2,332
			10,597
			226
			2,200
			285
			2,993
			-1,796
			-1,302
			953
			8,521
			311
			2,733
			751
			10
			93
			759
			40
			-1,174


Form 990PF Part IV - Capital Gains and Losses for Tax on Investment Income - Columns i - l

Complete only for assets showing gain in column (h) and owned by the foundation on 12/31/69			(l) Gains (Col (h) gain minus col (k), but not less than -0-) or Losses (from col (h))
(i) F M V as of 12/31/69	(j) Adjusted basis as of 12/31/69	(k) Excess of col (i) over col (j), if any	
			-881
			4
			193
			9
			164
			-1,336
			-324
			-159
			-272
			-27
			1,304
			7,385
			4,734
			436
			1,393
			70
			1,429
			-18
			0
			-407
			-138
			979
			5,206
			936
			13,481
			-43
			5,751
			1,489
			558
			-151


Form 990PF Part IV - Capital Gains and Losses for Tax on Investment Income - Columns i - l

Complete only for assets showing gain in column (h) and owned by the foundation on 12/31/69			(l) Gains (Col (h) gain minus col (k), but not less than -0-) or Losses (from col (h))
(i) F M V as of 12/31/69	(j) Adjusted basis as of 12/31/69	(k) Excess of col (i) over col (j), if any	
			-1,385
			5,880
			6,677
			135
			11,082
			1,917
			3,489
			274
			2,246
			810
			6,020
			100
			761
			115
			477
			4,764
			-501
			89
			16,695
			510
			8,243
			3,210
			2,049
			237
			1,055
			543

Form 990PF Part XV Line 3 - Grants and Contributions Paid During the Year or Approved for Future Payment

Recipient	If recipient is an individual, show any relationship to any foundation manager or substantial contributor	Foundation status of recipient	Purpose of grant or contribution	Amount
Name and address (home or business)				
a Paid during the year				
AGROS INTERNATIONAL 2225 4TH AVE 2ND FLOOR SEATTLE,WA 98121		PUBLIC CHARITY	PROGRAM SUPPORT - SOCIAL SERVICES	5,000
BEECHER'S FLAGSHIP FOUNDATION 104 PIKE STREET STE 200 SEATTLE,WA 98101		PUBLIC CHARITY	PROGRAM SUPPORT - SOCIAL SERVICES	10,000
CASCADE BICYCLE CLUB EDUCATION FOUNDATION 7400 SAND POINT WAY NE STE 101S SEATTLE,WA 98115		PUBLIC CHARITY	PROGRAM SUPPORT - SOCIAL SERVICES	33,000
FOOD LIFELINE 1702 NE 150TH ST SHORELINE,WA 98155		PUBLIC CHARITY	PROGRAM SUPPORT - SOCIAL SERVICES	2,500
GREEN PLATE SPECIAL 4540 45TH AVE NE SEATTLE,WA 98105		PUBLIC CHARITY	PROGRAM SUPPORT - SOCIAL SERVICES	263,500
HIGHLAND TERRACE PTA 100 N 160TH ST SHORELINE,WA 98177		PUBLIC CHARITY	PROGRAM SUPPORT - EDUCATION SERVICES	18,135
ILBI 721 NW 9TH AVE STE 195 PORTLAND,OR 972093478		PUBLIC CHARITY	PROGRAM SUPPORT - SOCIAL SERVICES	5,000
KSER FOUNDATION 2623 WESTMORE AVE EVERETT,WA 982012962		PUBLIC CHARITY	PROGRAM SUPPORT - SOCIAL SERVICES	5,000
NORTHWEST YOUTH SERVICES 1020 NORTH STATE ST BELLINGHAM,WA 98225		PUBLIC CHARITY	PROGRAM SUPPORT - SOCIAL SERVICES	500
PARKWOOD PTA 1815 N 155TH ST SHORELINE,WA 98133		PUBLIC CHARITY	PROGRAM SUPPORT - EDUCATION SERVICES	1,850
PUAKO COMMUNITY ASSOCIATION PO BOX 44345 KAWAIIHAE,HI 96743		PUBLIC CHARITY	PROGRAM SUPPORT - SOCIAL SERVICES	2,000
PUBLIC INTEREST PROJECTS 45 W 36TH ST 6TH FL NEW YORK,NY 10001		PUBLIC CHARITY	PROGRAM SUPPORT - SOCIAL SERVICES	15,000
SEATTLE CHILDREN'S HOME 2142 10TH AVE WEST SEATTLE,WA 981192889		PUBLIC CHARITY	PROGRAM SUPPORT - SOCIAL SERVICES	2,500
THE SUN PUBLISHING CO 107 N ROBERSON ST CHAPEL HILL,NC 27516		PUBLIC CHARITY	PROGRAM SUPPORT - SOCIAL SERVICES	250
TIDES FOUNDATION PO BOX 29903 SAN FRANCISCO,CA 94129		PUBLIC CHARITY	PROGRAM SUPPORT - SOCIAL SERVICES	35,000
Total  3a				521,735

Form 990PF Part XV Line 3 - Grants and Contributions Paid During the Year or Approved for Future Payment

Recipient	If recipient is an individual, show any relationship to any foundation manager or substantial contributor	Foundation status of recipient	Purpose of grant or contribution	Amount
Name and address (home or business)				
a <i>Paid during the year</i>				
TREEHOUSE FUND INC 2100 24TH AVE S 220 SEATTLE,WA 98144		PUBLIC CHARITY	PROGRAM SUPPORT - SOCIAL SERVICES	52,500
UNITED REPUBLIC EDUCATION FUND 296 NONOTUCK STREET FLORENCE,MA 01062		PUBLIC CHARITY	PROGRAM SUPPORT - SOCIAL SERVICES	25,000
UW FOUNDATION BOX 358045 SEATTLE,WA 981958045		PUBLIC CHARITY	PROGRAM SUPPORT - SOCIAL SERVICES	5,000
WASHINGTON GREEN SCHOOLS 4647 SUNNYSIDE AVE N STE 103 SEATTLE,WA 98103		PUBLIC CHARITY	PROGRAM SUPPORT - SOCIAL SERVICES	5,000
WASHINGTON PROGRESS FUND 1402 3RD AVE STE 201 SEATTLE,WA 98101		PUBLIC CHARITY	PROGRAM SUPPORT - SOCIAL SERVICES	25,000
WHIDBEY ISLAND NOURISHES 2382 SOUNDVIEW DR WHIDBEY,WA 98260		PUBLIC CHARITY	PROGRAM SUPPORT - SOCIAL SERVICES	10,000
Total  3a				521,735

TY 2013 Accounting Fees Schedule

Name: MARK & SUSAN TORRANCE FOUNDATION

EIN: 91-1939909

Category	Amount	Net Investment Income	Adjusted Net Income	Disbursements for Charitable Purposes
ACCOUNTING	9,000	4,500		4,500

**TY 2013 Investments Corporate
Bonds Schedule****Name:** MARK & SUSAN TORRANCE FOUNDATION**EIN:** 91-1939909

Name of Bond	End of Year Book Value	End of Year Fair Market Value
CORPORATE BONDS	2,218,245	2,283,820

**TY 2013 Investments Corporate
Stock Schedule**

Name: MARK & SUSAN TORRANCE FOUNDATION
EIN: 91-1939909

Name of Stock	End of Year Book Value	End of Year Fair Market Value
CORPORATE STOCK	6,061,793	8,322,168

**TY 2013 Investments Government
Obligations Schedule****Name:** MARK & SUSAN TORRANCE FOUNDATION**EIN:** 91-1939909**US Government Securities - End of****Year Book Value:**

542,609

US Government Securities - End of**Year Fair Market Value:**

575,342

**State & Local Government
Securities - End of Year Book****Value:**

680,932

**State & Local Government
Securities - End of Year Fair****Market Value:**

677,104

TY 2013 Investments - Other Schedule

Name: MARK & SUSAN TORRANCE FOUNDATION

EIN: 91-1939909

Category / Item	Listed at Cost or FMV	Book Value	End of Year Fair Market Value
OTHER INVESTMENTS	AT COST	56,816	56,816

TY 2013 Legal Fees Schedule

Name: MARK & SUSAN TORRANCE FOUNDATION

EIN: 91-1939909

Category	Amount	Net Investment Income	Adjusted Net Income	Disbursements for Charitable Purposes
LEGAL	2,697	0		2,697

TY 2013 Other Expenses Schedule

Name: MARK & SUSAN TORRANCE FOUNDATION

EIN: 91-1939909

Description	Revenue and Expenses per Books	Net Investment Income	Adjusted Net Income	Disbursements for Charitable Purposes
OFFICE SUPPLIES	1,219	0		1,219
LICENSE & PERMITS	35	0		35

TY 2013 Other Liabilities Schedule

Name: MARK & SUSAN TORRANCE FOUNDATION

EIN: 91-1939909

Description	Beginning of Year - Book Value	End of Year - Book Value
EXCISE TAX	0	7,071

TY 2013 Other Professional Fees Schedule

Name: MARK & SUSAN TORRANCE FOUNDATION

EIN: 91-1939909

Category	Amount	Net Investment Income	Adjusted Net Income	Disbursements for Charitable Purposes
INVESTMENT FEES	66,125	66,125		0

TY 2013 Taxes Schedule**Name:** MARK & SUSAN TORRANCE FOUNDATION**EIN:** 91-1939909

Category	Amount	Net Investment Income	Adjusted Net Income	Disbursements for Charitable Purposes
FOREIGN TAXES	2,452	2,452		0
EXCISE TAXES	19,672	0		0