



See a Social Security Number? Say Something!
Report Privacy Problems to <https://public.resource.org/privacy>
Or call the IRS Identity Theft Hotline at 1-800-908-4490



Posimark Missing

Form **990-PF**

Return of Private Foundation
or Section 4947(a)(1) Trust Treated as Private Foundation

OMB No 1545-0052

2013

Open to Public Inspection

Department of the Treasury
Internal Revenue Service

▶ Do not enter Social Security numbers on this form as it may be made public.
▶ Information about Form 990-PF and its separate instructions is at www.irs.gov/form990pf.

For calendar year 2013 or tax year beginning , and ending

Name of foundation JOHN H SCHIMMEL CHARITABLE TRUST			A Employer identification number 90-6168507	
Number and street (or P O box number if mail is not delivered to street address) P O BOX 1501, NJ2-130-03-31		Room/suite	B Telephone number (see instructions) 609-274-6834	
City or town PENNINGTON	State NJ	ZIP code 08534-1501	C If exemption application is pending, check here <input type="checkbox"/>	
Foreign country name	Foreign province/state/county	Foreign postal code	D 1. Foreign organizations, check here <input type="checkbox"/> 2. Foreign organizations meeting the 85% test, check here and attach computation <input type="checkbox"/>	
G Check all that apply <input type="checkbox"/> Initial return <input type="checkbox"/> Initial return of a former public charity <input type="checkbox"/> Final return <input type="checkbox"/> Amended return <input type="checkbox"/> Address change <input type="checkbox"/> Name change			E If private foundation status was terminated under section 507(b)(1)(A), check here <input type="checkbox"/>	
H Check type of organization <input checked="" type="checkbox"/> Section 501(c)(3) exempt private foundation <input type="checkbox"/> Section 4947(a)(1) nonexempt charitable trust <input type="checkbox"/> Other taxable private foundation			F If the foundation is in a 60-month termination under section 507(b)(1)(B), check here <input type="checkbox"/>	
I Fair market value of all assets at end of year (from Part II, col (c), line 16) ▶ \$ 4,597,410		J Accounting method <input checked="" type="checkbox"/> Cash <input type="checkbox"/> Accrual <input type="checkbox"/> Other (specify) _____		
Foreign country name			Foreign postal code	

Part I Analysis of Revenue and Expenses (The total of amounts in columns (b), (c), and (d) may not necessarily equal the amounts in column (a) (see instructions))		(a) Revenue and expenses per books	(b) Net investment income	(c) Adjusted net income	(d) Disbursements for charitable purposes (cash basis only)
Revenue	1 Contributions, gifts, grants, etc., received (attach schedule)	39,514			
	2 Check <input type="checkbox"/> if the foundation is not required to attach Sch B				
	3 Interest on savings and temporary cash investments				
	4 Dividends and interest from securities	157,026	62,257		
	5a Gross rents				
	b Net rental income or (loss)				
	6a Net gain or (loss) from sale of assets not on line 10	188,984			
	b Gross sales price for all assets on line 6a 1,622,763				
	7 Capital gain net income (from Part IV, line 2)		188,984		
	8 Net short-term capital gain				
	9 Income modifications				
	10a Gross sales less returns and allowances				
b Less Cost of goods sold					
c Gross profit or (loss) (attach schedule)					
11 Other income (attach schedule)					
12 Total. Add lines 1 through 11	385,524	251,241	0		
Operating and Administrative Expenses	13 Compensation of officers, directors, trustees, etc	79,385	18,438		54,130
	14 Other employee salaries and wages				
	15 Pension plans, employee benefits				
	16a Legal fees (attach schedule)				
	b Accounting fees (attach schedule)	6,255			6,255
	c Other professional fees (attach schedule)				
	17 Interest				
	18 Taxes (attach schedule) (see instructions)	97	80		
	19 Depreciation (attach schedule) and depletion				
	20 Occupancy				
	21 Travel, conferences, and meetings				
	22 Printing and publications				
	23 Other expenses (attach schedule)				
	24 Total operating and administrative expenses. Add lines 13 through 23	85,737	18,518	0	60,385
	25 Contributions, gifts, grants paid	167,083			167,083
26 Total expenses and disbursements. Add lines 24 and 25	252,820	18,518	0	227,468	
27 Subtract line 26 from line 12					
a Excess of revenue over expenses and disbursements	132,704				
b Net investment income (if negative, enter -0-)		232,723			
c Adjusted net income (if negative, enter -0-)			0		

SCANNED MAY 21 2014

RECEIVED
MAY 14 2014
CODDEN UT
IRS-OC

Part II Balance Sheets		Attached schedules and amounts in the description column should be for end-of-year amounts only (See instructions)			
		Beginning of year (a) Book Value	End of year (b) Book Value (c) Fair Market Value		
Assets	1	Cash—non-interest-bearing	1,373	-148,074	-148,074
	2	Savings and temporary cash investments	173,092	712,173	712,173
	3	Accounts receivable ▶			
		Less allowance for doubtful accounts ▶			
	4	Pledges receivable ▶			
		Less allowance for doubtful accounts ▶			
	5	Grants receivable			
	6	Receivables due from officers, directors, trustees, and other disqualified persons (attach schedule) (see instructions)			
	7	Other notes and loans receivable (attach schedule) ▶			
		Less allowance for doubtful accounts ▶			
	8	Inventories for sale or use			
	9	Prepaid expenses and deferred charges			
	10a	Investments—U S and state government obligations (attach schedule)	703,182	1,083,323	1,167,940
	b	Investments—corporate stock (attach schedule)	2,173,371	910,356	1,199,742
	c	Investments—corporate bonds (attach schedule)		307,837	279,480
	11	Investments—land, buildings, and equipment basis ▶			
	Less accumulated depreciation (attach schedule) ▶				
12	Investments—mortgage loans				
13	Investments—other (attach schedule)	982,854	1,299,815	1,386,149	
14	Land, buildings, and equipment basis ▶				
	Less accumulated depreciation (attach schedule) ▶				
15	Other assets (describe ▶)				
16	Total assets (to be completed by all filers—see the instructions Also, see page 1, item I)	4,033,872	4,165,430	4,597,410	
Liabilities	17	Accounts payable and accrued expenses			
	18	Grants payable			
	19	Deferred revenue			
	20	Loans from officers, directors, trustees, and other disqualified persons			
	21	Mortgages and other notes payable (attach schedule)			
	22	Other liabilities (describe ▶)			
	23	Total liabilities (add lines 17 through 22)	0	0	
Net Assets or Fund Balances	Foundations that follow SFAS 117, check here and complete lines 24 through 26 and lines 30 and 31. ▶ <input type="checkbox"/>				
	24	Unrestricted			
	25	Temporarily restricted			
	26	Permanently restricted			
	Foundations that do not follow SFAS 117, check here ▶ <input checked="" type="checkbox"/>				
	27	Capital stock, trust principal, or current funds	4,033,872	4,165,430	
	28	Paid-in or capital surplus, or land, bldg, and equipment fund			
	29	Retained earnings, accumulated income, endowment, or other funds			
30	Total net assets or fund balances (see instructions)	4,033,872	4,165,430		
31	Total liabilities and net assets/fund balances (see instructions)	4,033,872	4,165,430		

Part III Analysis of Changes in Net Assets or Fund Balances

1	Total net assets or fund balances at beginning of year—Part II, column (a), line 30 (must agree with end-of-year figure reported on prior year's return)	1	4,033,872
2	Enter amount from Part I, line 27a	2	132,704
3	Other increases not included in line 2 (itemize) ▶ See Attached Statement	3	3,971
4	Add lines 1, 2, and 3	4	4,170,547
5	Decreases not included in line 2 (itemize) ▶ See Attached Statement	5	5,117
6	Total net assets or fund balances at end of year (line 4 minus line 5)—Part II, column (b), line 30	6	4,165,430

Part IV Capital Gains and Losses for Tax on Investment Income

(a) List and describe the kind(s) of property sold (e.g., real estate, 2-story brick warehouse, or common stock, 200 shs MLC Co)		(b) How acquired P—Purchase D—Donation	(c) Date acquired (mo., day, yr.)	(d) Date sold (mo., day, yr.)
1a	See Attached Statement			
b	See Attached Statement			
c	See Attached Statement			
d	See Attached Statement			
e	See Attached Statement			
(e) Gross sales price	(f) Depreciation allowed (or allowable)	(g) Cost or other basis plus expense of sale	(h) Gain or (loss) (e) plus (f) minus (g)	
a			0	
b			0	
c			0	
d			0	
e			0	
Complete only for assets showing gain in column (h) and owned by the foundation on 12/31/69			(l) Gains (Col (h) gain minus col (k), but not less than -0-) or Losses (from col (h))	
(i) FMV as of 12/31/69	(j) Adjusted basis as of 12/31/69	(k) Excess of col (i) over col (j), if any		
a			0	
b			0	
c			0	
d			0	
e			0	
2	Capital gain net income or (net capital loss) { If gain, also enter in Part I, line 7 If (loss), enter -0- in Part I, line 7 }		2	188,984
3	Net short-term capital gain or (loss) as defined in sections 1222(5) and (6) If gain, also enter in Part I, line 8, column (c) (see instructions) If (loss), enter -0- in Part I, line 8 }		3	0

Part V Qualification Under Section 4940(e) for Reduced Tax on Net Investment Income

(For optional use by domestic private foundations subject to the section 4940(a) tax on net investment income)

If section 4940(d)(2) applies, leave this part blank

Was the foundation liable for the section 4942 tax on the distributable amount of any year in the base period? Yes No
If "Yes," the foundation does not qualify under section 4940(e). Do not complete this part.

1 Enter the appropriate amount in each column for each year, see the instructions before making any entries

(a) Base period years Calendar year (or tax year beginning in)	(b) Adjusted qualifying distributions	(c) Net value of noncharitable-use assets	(d) Distribution ratio (col (b) divided by col (c))
2012	187,304	4,436,134	0.042222
2011	7,522	4,190,976	0.001795
2010			0.000000
2009			0.000000
2008			0.000000
2	Total of line 1, column (d)		2 0.044017
3	Average distribution ratio for the 5-year base period—divide the total on line 2 by 5, or by the number of years the foundation has been in existence if less than 5 years		3 0.022009
4	Enter the net value of noncharitable-use assets for 2013 from Part X, line 5		4 4,560,133
5	Multiply line 4 by line 3		5 100,364
6	Enter 1% of net investment income (1% of Part I, line 27b)		6 2,327
7	Add lines 5 and 6		7 102,691
8	Enter qualifying distributions from Part XII, line 4 If line 8 is equal to or greater than line 7, check the box in Part VI, line 1b, and complete that part using a 1% tax rate. See the Part VI instructions		8 227,468

Part VI Excise Tax Based on Investment Income (Section 4940(a), 4940(b), 4940(e), or 4948—see instructions)

1a	Exempt operating foundations described in section 4940(d)(2), check here <input type="checkbox"/> and enter "N/A" on line 1 Date of ruling or determination letter _____ (attach copy of letter if necessary—see instructions)			
b	Domestic foundations that meet the section 4940(e) requirements in Part V, check here <input checked="" type="checkbox"/> and enter 1% of Part I, line 27b	1	2,327	
c	All other domestic foundations enter 2% of line 27b Exempt foreign organizations enter 4% of Part I, line 12, col (b)			
2	Tax under section 511 (domestic section 4947(a)(1) trusts and taxable foundations only Others enter -0-)	2	0	
3	Add lines 1 and 2	3	2,327	
4	Subtitle A (income) tax (domestic section 4947(a)(1) trusts and taxable foundations only Others enter -0-)	4		
5	Tax based on investment income. Subtract line 4 from line 3 If zero or less, enter -0-	5	2,327	
6	Credits/Payments			
a	2013 estimated tax payments and 2012 overpayment credited to 2013	6a	630	
b	Exempt foreign organizations—tax withheld at source	6b		
c	Tax paid with application for extension of time to file (Form 8868)	6c		
d	Backup withholding erroneously withheld	6d		
7	Total credits and payments Add lines 6a through 6d	7	630	
8	Enter any penalty for underpayment of estimated tax Check here <input type="checkbox"/> if Form 2220 is attached	8		
9	Tax due. If the total of lines 5 and 8 is more than line 7, enter amount owed	9	1,697	
10	Overpayment. If line 7 is more than the total of lines 5 and 8, enter the amount overpaid	10	0	
11	Enter the amount of line 10 to be Credited to 2014 estimated tax	11	0	

Part VII-A Statements Regarding Activities

	Yes	No
1a		X
1b		X
1c		X
2		X
3		X
4a		X
4b	N/A	
5		X
6	X	
7	X	
8b	X	
9		X
10	X	

Part VII-A Statements Regarding Activities (continued)

11	At any time during the year, did the foundation, directly or indirectly, own a controlled entity within the meaning of section 512(b)(13)? If "Yes," attach schedule (see instructions)	11		X
12	Did the foundation make a distribution to a donor advised fund over which the foundation or a disqualified person had advisory privileges? If "Yes," attach statement (see instructions)	12		X
13	Did the foundation comply with the public inspection requirements for its annual returns and exemption application? Website address ▶ N/A	13	X	
14	The books are in care of ▶ MLTC, A DIVISION OF BANK OF AMERICA, N A Telephone no ▶ 609-274-6834 Located at ▶ 1300 MERRILL LYNCH DRIVE PENNINGTON NJ ZIP+4 ▶ 08534-1501			
15	Section 4947(a)(1) nonexempt charitable trusts filing Form 990-PF in lieu of Form 1041—Check here and enter the amount of tax-exempt interest received or accrued during the year ▶ 15			
16	At any time during calendar year 2013, did the foundation have an interest in or a signature or other authority over a bank, securities, or other financial account in a foreign country? See the instructions for exceptions and filing requirements for Form TD F 90-22.1 If "Yes," enter the name of the foreign country ▶	16	Yes	No X

Part VII-B Statements Regarding Activities for Which Form 4720 May Be Required

File Form 4720 if any item is checked in the "Yes" column, unless an exception applies.

		Yes	No
1a	During the year did the foundation (either directly or indirectly)		
	(1) Engage in the sale or exchange, or leasing of property with a disqualified person? <input type="checkbox"/> Yes <input checked="" type="checkbox"/> No		
	(2) Borrow money from, lend money to, or otherwise extend credit to (or accept it from) a disqualified person? <input type="checkbox"/> Yes <input checked="" type="checkbox"/> No		
	(3) Furnish goods, services, or facilities to (or accept them from) a disqualified person? <input type="checkbox"/> Yes <input checked="" type="checkbox"/> No		
	(4) Pay compensation to, or pay or reimburse the expenses of, a disqualified person? <input checked="" type="checkbox"/> Yes <input type="checkbox"/> No		
	(5) Transfer any income or assets to a disqualified person (or make any of either available for the benefit or use of a disqualified person)? <input type="checkbox"/> Yes <input checked="" type="checkbox"/> No		
	(6) Agree to pay money or property to a government official? (Exception. Check "No" if the foundation agreed to make a grant to or to employ the official for a period after termination of government service, if terminating within 90 days) <input type="checkbox"/> Yes <input checked="" type="checkbox"/> No		
b	If any answer is "Yes" to 1a(1)–(6), did any of the acts fail to qualify under the exceptions described in Regulations section 53.4941(d)-3 or in a current notice regarding disaster assistance (see instructions)? Organizations relying on a current notice regarding disaster assistance check here ▶ <input type="checkbox"/>	1b	X
c	Did the foundation engage in a prior year in any of the acts described in 1a, other than excepted acts, that were not corrected before the first day of the tax year beginning in 2013?	1c	X
2	Taxes on failure to distribute income (section 4942) (does not apply for years the foundation was a private operating foundation defined in section 4942(j)(3) or 4942(j)(5))		
a	At the end of tax year 2013, did the foundation have any undistributed income (lines 6d and 6e, Part XIII) for tax year(s) beginning before 2013? <input type="checkbox"/> Yes <input checked="" type="checkbox"/> No If "Yes," list the years ▶ 20____, 20____, 20____, 20____		
b	Are there any years listed in 2a for which the foundation is not applying the provisions of section 4942(a)(2) (relating to incorrect valuation of assets) to the year's undistributed income? (If applying section 4942(a)(2) to all years listed, answer "No" and attach statement—see instructions)	2b	N/A
c	If the provisions of section 4942(a)(2) are being applied to any of the years listed in 2a, list the years here ▶ 20____, 20____, 20____, 20____		
3a	Did the foundation hold more than a 2% direct or indirect interest in any business enterprise at any time during the year? <input type="checkbox"/> Yes <input checked="" type="checkbox"/> No		
b	If "Yes," did it have excess business holdings in 2013 as a result of (1) any purchase by the foundation or disqualified persons after May 26, 1969, (2) the lapse of the 5-year period (or longer period approved by the Commissioner under section 4943(c)(7)) to dispose of holdings acquired by gift or bequest, or (3) the lapse of the 10-, 15-, or 20-year first phase holding period? (Use Schedule C, Form 4720, to determine if the foundation had excess business holdings in 2013)	3b	N/A
4a	Did the foundation invest during the year any amount in a manner that would jeopardize its charitable purposes?	4a	X
b	Did the foundation make any investment in a prior year (but after December 31, 1969) that could jeopardize its charitable purpose that had not been removed from jeopardy before the first day of the tax year beginning in 2013?	4b	X

Part VII-B. Statements Regarding Activities for Which Form 4720 May Be Required (continued)

5a During the year did the foundation pay or incur any amount to

(1) Carry on propaganda, or otherwise attempt to influence legislation (section 4945(e))? Yes No

(2) Influence the outcome of any specific public election (see section 4955), or to carry on, directly or indirectly, any voter registration drive? Yes No

(3) Provide a grant to an individual for travel, study, or other similar purposes? Yes No

(4) Provide a grant to an organization other than a charitable, etc., organization described in section 509(a)(1), (2), or (3), or section 4940(d)(2)? (see instructions) Yes No

(5) Provide for any purpose other than religious, charitable, scientific, literary, or educational purposes, or for the prevention of cruelty to children or animals? Yes No

b If any answer is "Yes" to 5a(1)–(5), did any of the transactions fail to qualify under the exceptions described in Regulations section 53.4945 or in a current notice regarding disaster assistance (see instructions)? **5b** N/A

Organizations relying on a current notice regarding disaster assistance check here

c If the answer is "Yes" to question 5a(4), does the foundation claim exemption from the tax because it maintained expenditure responsibility for the grant? N/A Yes No

If "Yes," attach the statement required by Regulations section 53.4945–5(d)

6a Did the foundation, during the year, receive any funds, directly or indirectly, to pay premiums on a personal benefit contract? Yes No

b Did the foundation, during the year, pay premiums, directly or indirectly, on a personal benefit contract? **6b** X

If "Yes" to 6b, file Form 8870

7a At any time during the tax year, was the foundation a party to a prohibited tax shelter transaction? Yes No

b If "Yes," did the foundation receive any proceeds or have any net income attributable to the transaction? **7b** N/A

Part VIII. Information About Officers, Directors, Trustees, Foundation Managers, Highly Paid Employees, and Contractors

1 List all officers, directors, trustees, foundation managers and their compensation (see instructions).

(a) Name and address	(b) Title, and average hours per week devoted to position	(c) Compensation (If not paid, enter -0-)	(d) Contributions to employee benefit plans and deferred compensation	(e) Expense account, other allowances
MERRILL LYNCH TRUST CO 1300 MERRILL LYNCH DRIVE Pennington, NJ 08534-	TRUSTEE 2 00	63,139		
HENRY P. HART 915BFREIDENSBURG RD READING, PA 19606	CO-TRUSTEE	16,246		

2 Compensation of five highest-paid employees (other than those included on line 1—see instructions). If none, enter "NONE."

(a) Name and address of each employee paid more than \$50,000	(b) Title, and average hours per week devoted to position	(c) Compensation	(d) Contributions to employee benefit plans and deferred compensation	(e) Expense account, other allowances
NONE				

Total number of other employees paid over \$50,000 **0**

Part VIII Information About Officers, Directors, Trustees, Foundation Managers, Highly Paid Employees, and Contractors (continued)

3 Five highest-paid independent contractors for professional services (see instructions). If none, enter "NONE."

(a) Name and address of each person paid more than \$50,000	(b) Type of service	(c) Compensation
NONE		
Total number of others receiving over \$50,000 for professional services		▶

Part IX-A Summary of Direct Charitable Activities

List the foundation's four largest direct charitable activities during the tax year. Include relevant statistical information such as the number of organizations and other beneficiaries served, conferences convened, research papers produced, etc.

	Expenses
1 NONE	
2	
3	
4	

Part IX-B Summary of Program-Related Investments (see instructions)

Describe the two largest program-related investments made by the foundation during the tax year on lines 1 and 2

	Amount	
1 NONE		
2		
All other program-related investments. See instructions		
3 NONE		
Total. Add lines 1 through 3		▶ 0

Part X Minimum Investment Return (All domestic foundations must complete this part Foreign foundations, see instructions)

1	Fair market value of assets not used (or held for use) directly in carrying out charitable, etc , purposes		
a	Average monthly fair market value of securities	1a	4,161,391
b	Average of monthly cash balances	1b	468,186
c	Fair market value of all other assets (see instructions)	1c	
d	Total (add lines 1a, b, and c)	1d	4,629,577
e	Reduction claimed for blockage or other factors reported on lines 1a and 1c (attach detailed explanation)	1e	
2	Acquisition indebtedness applicable to line 1 assets	2	
3	Subtract line 2 from line 1d	3	4,629,577
4	Cash deemed held for charitable activities Enter 1 1/2 % of line 3 (for greater amount, see instructions)	4	69,444
5	Net value of noncharitable-use assets. Subtract line 4 from line 3 Enter here and on Part V, line 4	5	4,560,133
6	Minimum investment return. Enter 5% of line 5	6	228,007

Part XI Distributable Amount (see instructions) (Section 4942(j)(3) and (j)(5) private operating foundations and certain foreign organizations check here and do not complete this part)

1	Minimum investment return from Part X, line 6	1	228,007
2a	Tax on investment income for 2013 from Part VI, line 5	2a	2,327
b	Income tax for 2013 (This does not include the tax from Part VI)	2b	
c	Add lines 2a and 2b	2c	2,327
3	Distributable amount before adjustments Subtract line 2c from line 1	3	225,680
4	Recoveries of amounts treated as qualifying distributions	4	
5	Add lines 3 and 4	5	225,680
6	Deduction from distributable amount (see instructions)	6	
7	Distributable amount as adjusted Subtract line 6 from line 5 Enter here and on Part XIII, line 1	7	225,680

Part XII Qualifying Distributions (see instructions)

1	Amounts paid (including administrative expenses) to accomplish charitable, etc , purposes		
a	Expenses, contributions, gifts, etc —total from Part I, column (d), line 26	1a	227,468
b	Program-related investments—total from Part IX-B	1b	
2	Amounts paid to acquire assets used (or held for use) directly in carrying out charitable, etc , purposes	2	
3	Amounts set aside for specific charitable projects that satisfy the		
a	Suitability test (prior IRS approval required)	3a	
b	Cash distribution test (attach the required schedule)	3b	
4	Qualifying distributions. Add lines 1a through 3b Enter here and on Part V, line 8, and Part XIII, line 4	4	227,468
5	Foundations that qualify under section 4940(e) for the reduced rate of tax on net investment income Enter 1% of Part I, line 27b (see instructions)	5	2,327
6	Adjusted qualifying distributions. Subtract line 5 from line 4	6	225,141

Note. The amount on line 6 will be used in Part V, column (b), in subsequent years when calculating whether the foundation qualifies for the section 4940(e) reduction of tax in those years

Part XIII Undistributed Income (see instructions)

	(a) Corpus	(b) Years prior to 2012	(c) 2012	(d) 2013
1 Distributable amount for 2013 from Part XI, line 7				225,680
2 Undistributed income, if any, as of the end of 2013				
a Enter amount for 2012 only			167,515	
b Total for prior years 20____, 20____, 20____				
3 Excess distributions carryover, if any, to 2013				
a From 2008				
b From 2009				
c From 2010				
d From 2011				
e From 2012				
f Total of lines 3a through e	0			
4 Qualifying distributions for 2013 from Part XII, line 4 ▶ \$ 227,468				
a Applied to 2012, but not more than line 2a			167,515	
b Applied to undistributed income of prior years (Election required—see instructions)				
c Treated as distributions out of corpus (Election required—see instructions)				
d Applied to 2013 distributable amount				59,953
e Remaining amount distributed out of corpus				
5 Excess distributions carryover applied to 2013 (If an amount appears in column (d), the same amount must be shown in column (a))				
6 Enter the net total of each column as indicated below:				
a Corpus Add lines 3f, 4c, and 4e Subtract line 5	0			
b Prior years' undistributed income Subtract line 4b from line 2b		0		
c Enter the amount of prior years' undistributed income for which a notice of deficiency has been issued, or on which the section 4942(a) tax has been previously assessed				
d Subtract line 6c from line 6b Taxable amount—see instructions				
e Undistributed income for 2012 Subtract line 4a from line 2a Taxable amount—see instructions			0	
f Undistributed income for 2013 Subtract lines 4d and 5 from line 1 This amount must be distributed in 2014				165,727
7 Amounts treated as distributions out of corpus to satisfy requirements imposed by section 170(b)(1)(F) or 4942(g)(3) (see instructions)				
8 Excess distributions carryover from 2008 not applied on line 5 or line 7 (see instructions)				
9 Excess distributions carryover to 2014. Subtract lines 7 and 8 from line 6a				
10 Analysis of line 9				
a Excess from 2009				
b Excess from 2010				
c Excess from 2011				
d Excess from 2012				
e Excess from 2013				

Part XIV Private Operating Foundations (see instructions and Part VII-A, question 9) N/A

1a If the foundation has received a ruling or determination letter that it is a private operating foundation, and the ruling is effective for 2013, enter the date of the ruling ▶

b Check box to indicate whether the foundation is a private operating foundation described in section 4942(j)(3) or 4942(j)(5)

	Tax year				(e) Total
	(a) 2013	(b) 2012	(c) 2011	(d) 2010	
2a Enter the lesser of the adjusted net income from Part I or the minimum investment return from Part X for each year listed					0
b 85% of line 2a					0
c Qualifying distributions from Part XII, line 4 for each year listed					0
d Amounts included in line 2c not used directly for active conduct of exempt activities					0
e Qualifying distributions made directly for active conduct of exempt activities Subtract line 2d from line 2c					0
3 Complete 3a, b, or c for the alternative test relied upon					
a "Assets" alternative test—enter					
(1) Value of all assets					0
(2) Value of assets qualifying under section 4942(j)(3)(B)(i)					0
b "Endowment" alternative test—enter 2/3 of minimum investment return shown in Part X, line 6 for each year listed					0
c "Support" alternative test—enter					
(1) Total support other than gross investment income (interest, dividends, rents, payments on securities loans (section 512(a)(5)), or royalties)					0
(2) Support from general public and 5 or more exempt organizations as provided in section 4942(j)(3)(B)(iii)					0
(3) Largest amount of support from an exempt organization					0
(4) Gross investment income					0

Part XV Supplementary Information (Complete this part only if the foundation had \$5,000 or more in assets at any time during the year—see instructions.)

1 Information Regarding Foundation Managers:
a List any managers of the foundation who have contributed more than 2% of the total contributions received by the foundation before the close of any tax year (but only if they have contributed more than \$5,000) (See section 507(d)(2))

NONE

b List any managers of the foundation who own 10% or more of the stock of a corporation (or an equally large portion of the ownership of a partnership or other entity) of which the foundation has a 10% or greater interest

NONE

2 Information Regarding Contribution, Grant, Gift, Loan, Scholarship, etc., Programs:
 Check here if the foundation only makes contributions to preselected charitable organizations and does not accept unsolicited requests for funds. If the foundation makes gifts, grants, etc. (see instructions) to individuals or organizations under other conditions, complete items 2a, b, c, and d

a The name, address, and telephone number or e-mail address of the person to whom applications should be addressed

b The form in which applications should be submitted and information and materials they should include

c Any submission deadlines

d Any restrictions or limitations on awards, such as by geographical areas, charitable fields, kinds of institutions, or other factors

Part XV Supplementary Information (continued)

3 Grants and Contributions Paid During the Year or Approved for Future Payment

Recipient	If recipient is an individual, show any relationship to any foundation manager or substantial contributor	Foundation status of recipient	Purpose of grant or contribution	Amount
Name and address (home or business)				
<p>a Paid during the year See Attached Statement</p>				
Total			▶ 3a	167,083
<p>b Approved for future payment NONE</p>				
Total			▶ 3b	0

Schedule B(Form 990, 990-EZ,
or 990-PF)Department of the Treasury
Internal Revenue Service**Schedule of Contributors**

▶ Attach to Form 990, Form 990-EZ, or Form 990-PF.

OMB No 1545-0047

2013▶ Information about Schedule B (Form 990, 990-EZ, or 990-PF) and its instructions is at www.irs.gov/form990.

Name of the organization

JOHN H SCHIMMEL CHARITABLE TRUST

Employer identification number

90-6168507

Organization type (check one)

Filers of:

Section:

Form 990 or 990-EZ

 501(c)() (enter number) organization 4947(a)(1) nonexempt charitable trust **not** treated as a private foundation 527 political organization

Form 990-PF

 501(c)(3) exempt private foundation 4947(a)(1) nonexempt charitable trust treated as a private foundation 501(c)(3) taxable private foundationCheck if your organization is covered by the **General Rule** or a **Special Rule**.**Note.** Only a section 501(c)(7), (8), or (10) organization can check boxes for both the General Rule and a Special Rule. See instructions.**General Rule**

-
- For an organization filing Form 990, 990-EZ, or 990-PF that received, during the year, \$5,000 or more (in money or property) from any one contributor. Complete Parts I and II.

Special Rules

- For a section 501(c)(3) organization filing Form 990 or 990-EZ that met the 33 1/3% support test of the regulations under sections 509(a)(1) and 170(b)(1)(A)(vi) and received from any one contributor, during the year, a contribution of the greater of (1) \$5,000 or (2) 2% of the amount on (i) Form 990, Part VIII, line 1h, or (ii) Form 990-EZ, line 1. Complete Parts I and II.
- For a section 501(c)(7), (8), or (10) organization filing Form 990 or 990-EZ that received from any one contributor, during the year, total contributions of more than \$1,000 for use *exclusively* for religious, charitable, scientific, literary, or educational purposes, or the prevention of cruelty to children or animals. Complete Parts I, II, and III.
- For a section 501(c)(7), (8), or (10) organization filing Form 990 or 990-EZ that received from any one contributor, during the year, contributions for use *exclusively* for religious, charitable, etc., purposes, but these contributions did not total to more than \$1,000. If this box is checked, enter here the total contributions that were received during the year for an *exclusively* religious, charitable, etc., purpose. Do not complete any of the parts unless the **General Rule** applies to this organization because it received *nonexclusively* religious, charitable, etc., contributions of \$5,000 or more during the year. ▶ \$

Caution. An organization that is not covered by the General Rule and/or the Special Rules does not file Schedule B (Form 990, 990-EZ, or 990-PF), but it **must** answer "No" on Part IV, line 2, of its Form 990, or check the box on line H of its Form 990-EZ or on its Form 990-PF, Part I, line 2, to certify that it does not meet the filing requirements of Schedule B (Form 990, 990-EZ, or 990-PF).

Name of organization JOHN H SCHIMMEL CHARITABLE TRUST	Employer identification number 90-6168507
--	--

Part I Contributors (see instructions) Use duplicate copies of Part I if additional space is needed

(a) No.	(b) Name, address, and ZIP + 4	(c) Total contributions	(d) Type of contribution
1	JOHN H SCHIMMEL 915 FREIDENSBURGH RD READING PA 19606-9671 Foreign State or Province _____ Foreign Country _____	\$ 39,514	Person <input checked="" type="checkbox"/> Payroll <input type="checkbox"/> Noncash <input type="checkbox"/> (Complete Part II for noncash contributions)
-----	_____ _____ _____ Foreign State or Province _____ Foreign Country _____	\$ -----	Person <input type="checkbox"/> Payroll <input type="checkbox"/> Noncash <input type="checkbox"/> (Complete Part II for noncash contributions)
-----	_____ _____ _____ Foreign State or Province _____ Foreign Country _____	\$ -----	Person <input type="checkbox"/> Payroll <input type="checkbox"/> Noncash <input type="checkbox"/> (Complete Part II for noncash contributions)
-----	_____ _____ _____ Foreign State or Province _____ Foreign Country _____	\$ -----	Person <input type="checkbox"/> Payroll <input type="checkbox"/> Noncash <input type="checkbox"/> (Complete Part II for noncash contributions)
-----	_____ _____ _____ Foreign State or Province _____ Foreign Country _____	\$ -----	Person <input type="checkbox"/> Payroll <input type="checkbox"/> Noncash <input type="checkbox"/> (Complete Part II for noncash contributions)
-----	_____ _____ _____ Foreign State or Province _____ Foreign Country _____	\$ -----	Person <input type="checkbox"/> Payroll <input type="checkbox"/> Noncash <input type="checkbox"/> (Complete Part II for noncash contributions)
-----	_____ _____ _____ Foreign State or Province _____ Foreign Country _____	\$ -----	Person <input type="checkbox"/> Payroll <input type="checkbox"/> Noncash <input type="checkbox"/> (Complete Part II for noncash contributions)

Name of organization JOHN H SCHIMMEL CHARITABLE TRUST	Employer identification number 90-6168507
--	--

Part II Noncash Property (see instructions) Use duplicate copies of Part II if additional space is needed

(a) No. from Part I	(b) Description of noncash property given	(c) FMV (or estimate) (see instructions)	(d) Date received
-----	----- ----- ----- -----	\$ -----	-----
-----	----- ----- ----- -----	\$ -----	-----
-----	----- ----- ----- -----	\$ -----	-----
-----	----- ----- ----- -----	\$ -----	-----
-----	----- ----- ----- -----	\$ -----	-----
-----	----- ----- ----- -----	\$ -----	-----
-----	----- ----- ----- -----	\$ -----	-----

Name of organization JOHN H. SCHIMMEL CHARITABLE TRUST	Employer identification number 90-6168507
--	---

Part III Exclusively religious, charitable, etc., individual contributions to section 501(c)(7), (8), or (10) organizations total more than \$1,000 for the year. Complete columns (a) through (e) and the following line entry
 For organizations completing Part III, enter the total of exclusively religious, charitable, etc., contributions of \$1,000 or less for the year (Enter this information once See instructions) > \$ 0
 Use duplicate copies of Part III if additional space is needed

(a) No. from Part I	(b) Purpose of gift	(c) Use of gift	(d) Description of how gift is held
-----	----- ----- -----	----- ----- -----	----- ----- -----
(e) Transfer of gift			
Transferee's name, address, and ZIP + 4		Relationship of transferor to transferee	
----- ----- -----		----- ----- -----	
For Prov Country			
(a) No. from Part I	(b) Purpose of gift	(c) Use of gift	(d) Description of how gift is held
-----	----- ----- -----	----- ----- -----	----- ----- -----
(e) Transfer of gift			
Transferee's name, address, and ZIP + 4		Relationship of transferor to transferee	
----- ----- -----		----- ----- -----	
For Prov Country			
(a) No. from Part I	(b) Purpose of gift	(c) Use of gift	(d) Description of how gift is held
-----	----- ----- -----	----- ----- -----	----- ----- -----
(e) Transfer of gift			
Transferee's name, address, and ZIP + 4		Relationship of transferor to transferee	
----- ----- -----		----- ----- -----	
For Prov Country			
(a) No. from Part I	(b) Purpose of gift	(c) Use of gift	(d) Description of how gift is held
-----	----- ----- -----	----- ----- -----	----- ----- -----
(e) Transfer of gift			
Transferee's name, address, and ZIP + 4		Relationship of transferor to transferee	
----- ----- -----		----- ----- -----	
For Prov Country			

JOHN H SCHIMMEL CHARITABLE TRUST

90-6168507 Page 1 of 2

Continuation of Part XV, Line 3a (990-PF) - Grants and Contributions Paid During the Year

Recipient(s) paid during the year

Name

AMERICAN CANCER SOCIETY

Street

City	State	Zip Code	Foreign Country
Relationship NONE	Foundation Status PC		
Purpose of grant/contribution GENERAL OPERATING			Amount 18,565

Name

THE SALVATION ARMY

Street

City	State	Zip Code	Foreign Country
Relationship NONE	Foundation Status PC		
Purpose of grant/contribution GENERAL OPERATING			Amount 18,565

Name

AMERICAN HEART ASSOCIATION

Street

City	State	Zip Code	Foreign Country
Relationship NONE	Foundation Status PC		
Purpose of grant/contribution GENERAL OPERATING			Amount 18,565

Name

HOPE RESCUE MISSION

Street

City	State	Zip Code	Foreign Country
Relationship NONE	Foundation Status PC		
Purpose of grant/contribution GENERAL OPERATING			Amount 18,565

Name

AMERICAN LUNG ASSOCIATION

Street

City	State	Zip Code	Foreign Country
Relationship NONE	Foundation Status PC		
Purpose of grant/contribution GENERAL OPERATING			Amount 18,565

Name

AMERICAN RED CROSS

Street

City	State	Zip Code	Foreign Country
Relationship NONE	Foundation Status PC		
Purpose of grant/contribution GENERAL OPERATING			Amount 18,565

JOHN H SCHIMMEL CHARITABLE TRUST

90-6168507 Page 2 of 2

Continuation of Part XV, Line 3a (990-PF) - Grants and Contributions Paid During the Year

Recipient(s) paid during the year

Name
CATHOLIC CHARITIES

Street

City	State	Zip Code	Foreign Country
Relationship NONE	Foundation Status PC		
Purpose of grant/contribution GENERAL OPERATING			Amount 18,565

Name
HOLY ROSARY CHURCH

Street

City	State	Zip Code	Foreign Country
Relationship NONE	Foundation Status PC		
Purpose of grant/contribution GENERAL OPERATING			Amount 18,564

Name
ST MARGARET'S CHURCH

Street

City	State	Zip Code	Foreign Country
Relationship NONE	Foundation Status PC		
Purpose of grant/contribution GENERAL OPERATING			Amount 18,564

Name

Street

City	State	Zip Code	Foreign Country
Relationship	Foundation Status		
Purpose of grant/contribution			Amount

Name

Street

City	State	Zip Code	Foreign Country
Relationship	Foundation Status		
Purpose of grant/contribution			Amount

Name

Street

City	State	Zip Code	Foreign Country
Relationship	Foundation Status		
Purpose of grant/contribution			Amount

Primary Account

CATHOLIC CHARITES, ALLENTOWN
PAMELA RUSSO, EXEC DIRECTOR
ADMIN OFF-CATHOLIC CHARITIES
DIOCESE OF ALLENTOWN
530 UNION BLVD
ALLENTOWN PA 18109-3230

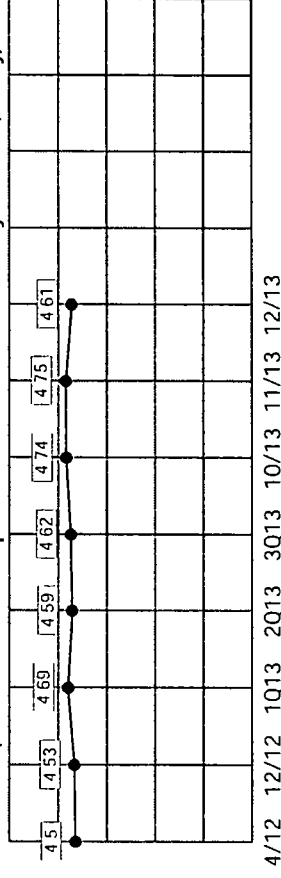
YOUR MERRILL LYNCH REPORT

November 30, 2013 - December 31, 2013

PORTFOLIO SUMMARY

	December 31	November 29	Month Change
Net Portfolio Value	\$4,612,740.73	\$4,745,139.54	(\$132,398.81)
Your assets	\$4,760,814.24	\$4,745,139.54	\$15,674.70
Your liabilities	(\$148,073.51)		
Your Net Cash Flow (Inflows/Outflows)	(\$177,491.41)	(\$6,804.94)	
Securities You Transferred In/Out			
Subtotal Net Contributions	(\$177,491.41)	(\$6,804.94)	
Your Dividends/Interest Income	\$49,995.84	\$10,150.38	
Your Market Change	(\$4,903.24)	\$6,975.97	
Subtotal Investment Earnings	\$45,092.60	\$17,126.35	

Total Value (Net Portfolio Value plus Assets Not Held/Valued By MLPF&S, if any) in millions, 2012-2013



SEE OUR OUTLOOK FOR 2014

From the big global trends to new market opportunities, find the latest insights at ml.com/outlook. Here, you can review the latest investment issues shaping the outlook for the year ahead-and what they could mean for your portfolio

Merrill Lynch Wealth Management makes available products and services offered by Merrill Lynch, Pierce, Fenner & Smith Incorporated (MLPF&S) and other subsidiaries of Bank of America Corporation. MLPF&S is a registered broker-dealer. Member Securities Investor Protection Corporation (SIPC) and a wholly owned subsidiary of Bank of America Corporation. Investment products **Are Not FDIC Insured** **Are Not Bank Guaranteed** **May Lose Value**

+

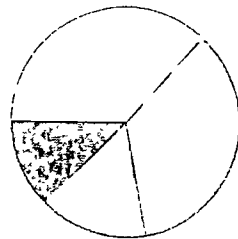
YOUR PORTFOLIO REVIEW

Primary Account

November 30, 2013 - December 31, 2013


ASSET ALLOCATION*

* Estimated Accrued Interest not included, may not reflect all holdings, does not include asset categories less than 1%, includes the categorical values for the underlying portfolio of individual mutual funds, closed end funds, and UITs.



Asset Category	Current Value	Allocation
Fixed Income	1,692,575.71	36.82%
Equities	1,620,775.94	35.25%
Alternative Investments	719,960.66	15.66%
Cash/Money Accounts	564,099.49	12.27%
TOTAL	\$4,597,411.80	100%

CURRENT INCOME



	This Report	Year To Date
Tax-Exempt Interest	6,153.75	92,832.82
Taxable Interest	326.67	2,225.79
Tax Exempt Dividends		888.67
Taxable Dividends	43,515.42	90,255.33
Total	\$49,995.84	\$186,202.61

Your Estimated Annual Income: **\$120,298.52**

BOND MATURITY SCHEDULE

Does not include Fixed Income Mutual Funds

Maturity Years	% of Total Bond Assets	Par Value	Estimated Market Value
<1	7%	80,000	80,280.00
5-10	6%	65,000	65,157.95
10-15	15%	170,000	180,487.65
15-20	24%	280,000	283,161.85
20+	48%	565,000	558,852.75
Total	100%	1,160,000	\$1,167,940.20

TOP FIVE PORTFOLIO HOLDINGS

Based on Estimated Market Value

	Current Value	% of Portfolio
BIF MONEY FUND	712,173.00	15.01%
GABELLI ABC FUND ADV CL	403,335.79	8.50%
PERMANENT PORTFOLIO FUND	177,933.95	3.75%
INVESCO CONVERTIBLE	151,233.07	3.19%
IVY ASSET STRATEGY	138,690.92	2.92%



Account Number.

MERRILL LYNCH TRUST COMPANY,
 A DIVISION OF BANK OF AMERICA, N A
 SUCCESSOR CO-TRUSTEE OF THE
 JOHN H SCHIMMEL CHARITABLE TRUST
 TUA 6/30/1993
 HENRY P HART CO-TRUSTEE

Net Portfolio Value:

\$4,612,740.73

Your Financial Advisor:
 THE GEOSITS GROUP
 985 BERKSHIRE BLVD
 WYOMISSING PA 19610
 1-800-937-6202

Trust Officer:
 ANDREA PROCOPIO
 609-274-8454

TRUST MANAGEMENT ACCOUNT

This account is enrolled in the Personal Investment Advisory Program

November 30, 2013 - December 31, 2013

	December 31	November 29
ASSETS		
Cash/Money Accounts	712,173.00	700,752.58
Fixed Income	1,447,420.20	1,458,705.55
Equities	1,199,742.70	1,158,630.89
Mutual Funds	1,386,149.41	1,410,619.27
Options	-	-
Other	-	-
Subtotal (Long Portfolio)	4,745,485.31	4,728,708.29
Estimated Accrued Interest	15,328.93	16,431.25
TOTAL ASSETS	\$4,760,814.24	\$4,745,139.54
LIABILITIES		
Debit Balance	(148,073.51)	-
Short Market Value	-	-
NET PORTFOLIO VALUE	\$4,612,740.73	\$4,745,139.54

	This Statement	Year to Date
CASH FLOW		
Opening Cash/Money Accounts	\$700,752.58	
CREDITS		
Funds Received	-	39,472.21
Electronic Transfers	-	-
Other Credits	3,523.40	3,565.32
Subtotal	3,523.40	43,037.53
DEBITS		
Electronic Transfers	-	-
Other Debits	(170,606.40)	(170,623.07)
ML Trust Fees	(9,026.73)	(71,239.48)
Non ML Trust Fees	(1,381.68)	(16,246.08)
Bill Payment	-	-
Subtotal	(\$181,014.81)	(\$258,108.63)
Net Cash Flow	(\$177,491.41)	(\$215,071.10)
Dividends/Interest Income	49,995.84	186,202.61
Security Purchases/Debits	(50,245.02)	(1,175,046.25)
Security Sales/Credits	41,087.50	1,593,549.55
Closing Cash/Money Accounts	\$564,099.49	
Securities You Transferred In/Out	-	68.72

Merrill Lynch Wealth Management makes available products and services offered by Merrill Lynch, Pierce, Fenner & Smith Incorporated (MLPF&S) and other subsidiaries of Bank of America Corporation. MLPF&S is a registered broker-dealer, Member Securities Investor Protection Corporation (SIPC) and a wholly owned subsidiary of Bank of America Corporation. Investment products Are Not FDIC Insured Are Not Bank Guaranteed May Lose Value

+

JOHN H. SCHIMMEL CHARITABLE TRUST

Account Number:

ACCOUNT INVESTMENT OBJECTIVE

November 30, 2013 - December 31, 2013

TOTAL RETURN: Objective is to strike a balance between current income and growth. Despite the relatively balanced nature of the portfolio, the investor should be willing to assume the risk of price volatility and principal loss

If you have changes to your investment objective, please contact your Financial Advisor(s)

YOUR TRUST MANAGEMENT ACCOUNT STATEMENT OF PRINCIPAL INVESTMENTS

CASH/MONEY ACCOUNTS	Description	Quantity	Total Cost Basis	Estimated Market Price	Estimated Market Value	Estimated Annual Income	Estimated Annual Income	Est Annual Yield%
CASH		17,975.83	17,975.83		17,975.83			
BIF MONEY FUND		541,556.00	541,556.00	1.0000	541,556.00	379	379	.07
TOTAL			559,531.83		559,531.83	379	379	.07

MUNICIPAL BONDS

Description	Acquired	Quantity	Adjusted/Total Cost Basis	Estimated Market Price	Estimated Market Value	Unrealized Gain/(Loss)	Estimated Annual Interest	Estimated Current Annual Income	Estimated Current Yield%
PA PENNSYLVANIA SI & PROJS	12/15/10	80,000	80,010.00	100.3500	80,280.00	270.00	1,458.33	3,500	4.35
LI 1 RF OID NPI G PR F14 FEB04 04 375% FEB01 24									
MOODY'S A2 S&P. AA CUSIP 709141H32									
CALL D1 02/01/14 CALL PR 100									
ORIGINAL UNIT/TOTAL COST									
MIDLETWN BORO PA AT WSR	12/15/10	15,000	14,324.40	100.0930	15,013.95	689.55	315.00	630	4.19
RF GUAR OID AMBAC OC104 04 200% JAN01 21									
MOODY'S *** S&P *** CUSIP. 596850EY9									
PAR CALL DATE 01/31/14 PAR CALL PRICE 100.00									
READING PA SCH DIST NIS	12/15/10	50,000	48,531.00	100.2880	50,144.00	1,613.00	991.39	2,150	4.28
NATL C SCI GID OID NFFG JUL03 04 300% JAN15 23									
MOODY'S BAA1 S&P A CUSIP 755638RM7									
PAR CALL DATE 01/31/14 PAR CALL PRICE 100.00									

+

JOHN H. SCHIMMEL CHARITABLE TRUST

Account Number :

YOUR TRUST MANAGEMENT ACCOUNT STATEMENT OF PRINCIPAL INVESTMENTS

November 30, 2013 - December 31, 2013

MUNICIPAL BONDS (continued)	Description	Acquired	Quantity	Adjusted/Total Cost Basis	Estimated Market Price	Estimated Market Value	Unrealized Gain/(Loss)	Estimated Accrued Interest	Estimated Current Annual Income	Yield%
Δ ALLEGHENY CO PA HOSP DEV	12/15/10	65,000	69,412.00	111.7430	72,632.95	3,220.95	1,722.50	3,445	4.74	
AI RVOID NPFG ETM NOV96 05.300%JUL01 26										
MOODY'S BAA1 S&P A CUSIP 01728AND4										
ORIGINAL UNIT/TOTAL COST										
PHILADELPHIA PA GAS WKS	12/15/10	5,000	4,983.90	100.2310	5,011.55	27.65	125.00	250	4.98	
REV RT OID AGM APR03 05.000%JUL01 26										
MOODY'S A2 S&P AA CUSIP 717823M70										
PAR CALL DATE 01/31/14 PAR CALL PRICE 100.00										
SOUTH FAYETTE TWP PA SCH	12/15/10	35,000	33,271.00	100.7680	35,268.80	1,997.80	463.75	1,575	4.46	
DISI SER B SCH GID NPFG MAR04 04.500%SEP15 26										
MOODY'S BAA1 S&P AA CUSIP 837837MF7										
PAR CALL DATE 03/15/14 PAR CALL PRICE 100.00										
PHILADELPHIA PA WTR &	12/15/10	30,000	29,899.20	104.0040	31,201.20	1,302.00	750.00	1,500	4.80	
WASTE WTR REV SER A AGM MAY05 05.000%JUL01 27										
MOODY'S A1 S&P AA CUSIP 717893PU9										
PAR CALL DATE 07/01/15 PAR CALL PRICE 100.00										
Δ PHILADELPHIA PA WTR-WWTR	12/15/10	5,000	5,094.95	111.5970	5,579.85	484.90	106.77	257	4.59	
REV SER A OID AMBAC ETM OCT97 05.125%AUG01 27										
MOODY'S A1 S&P *** CUSIP 717893MS6										
ORIGINAL UNIT/TOTAL COST										
Δ READING PA	12/15/10	10,000	10,238.53	107.4390	10,743.90	505.37	100.00	600	5.58	
OID AGM DFC08 06.000%NOV01 28										
MOODY'S A2 S&P *** CUSIP 755553VB7										
PAR CALL DATE 11/01/18 PAR CALL PRICE 100.00										
ORIGINAL UNIT/TOTAL COST										

+

JOHN H. SCHIMMEL CHARITABLE TRUST

Account Number:

YOUR TRUST MANAGEMENT ACCOUNT STATEMENT OF PRINCIPAL INVESTMENTS

November 30, 2013 - December 31, 2013

MUNICIPAL BONDS (continued)	Description	Acquired	Quantity	Adjusted/Total Cost Basis	Estimated Market Price	Estimated Market Value	Unrealized Gain/(Loss)	Accrued Interest	Estimated Annual Income	Current Yield%
SCHUYLKILL CNTY PA INDL	12/15/10	20,000	18,307.80	100.2470	20,049.40	1,741.60	166.67	1,000	4.98	
DEV AUTH REVA OID NCFG FEB99 05 000%NOV01 28										
MOODY'S A2 S&P AA+ CUSIP 808390EM6										
PAR CALL DATE 01/31/14 PAR CALL PRICE 100.00										
PHILADELPHIA PA PKG AUTH	12/15/10	15,000	14,355.90	100.2680	15,040.20	684.30	297.50	788	5.23	
PKG REV SER A OID AMBAC MAY99 05 250%FEB15 29										
MOODY'S *** S&P *** CUSIP 717842FX1										
PAR CALL DATE 01/31/14 PAR CALL PRICE 100.00										
HAMPTON TWP PA SCH DISI	12/15/10	20,000	17,379.60	100.1830	20,036.60	2,657.00	108.61	850	4.24	
LTA RT SCH GID OID AGM DEC06 04 250%NOV15 29										
MOODY'S *** S&P AA- CUSIP 409504JS7										
PAR CALL DATE 11/15/16 PAR CALL PRICE 100.00										
PENNSYLVANIA ST HIGHER	12/15/10	25,000	22,204.74	95.4670	23,866.75	1,662.01	104.17	1,250	5.23	
EDI FACS AUTH REV RF MAY07 05 000%JUN01 30										
MOODY'S BAA2 S&P BBB CUSIP 70917RKM6										
PAR CALL DATE 06/01/17 PAR CALL PRICE 100.00										
Δ BERKS CNTY PA MUN AUTH	12/15/10	40,000	40,274.80	109.5710	43,828.40	3,553.60	366.67	2,200	5.01	
REV READING A-3 RT OID JUL09 05 500%NOV01 31										
MOODY'S AA3 S&P AA CUSIP 084538GF8										
PAR CALL DATE 11/01/19 PAR CALL PRICE 100.00										
ORIGINAL UNIT/TOTAL COST. 100.9700/40,388.00										
PHILADELPHIA PA WTR-WWTR	12/15/10	30,000	25,310.40	98.2760	29,482.80	4,172.40	212.50	1,275	4.32	
REV SER B RT OID AMBAC MAY07 04 250%NOV01 31										
MOODY'S A1 S&P A CUSIP 717893SS1										
PAR CALL DATE 11/01/17 PAR CALL PRICE 100.00										

+

JOHN H. SCHIMMEL CHARITABLE TRUST

Account Number

YOUR TRUST MANAGEMENT ACCOUNT STATEMENT OF PRINCIPAL INVESTMENTS

November 30, 2013 - December 31, 2013

MUNICIPAL BONDS (continued)	Description	Acquired	Quantity	Adjusted/Total Cost Basis	Estimated Market Price	Estimated Market Value	Unrealized Gain/(Loss)	Accrued Interest	Estimated Current Annual Income	Yield%
READING PA SCH DIST	12/15/10	55,000	50,438.85	100.5870	55,322.85	4,884.00	1,172.95	2,544	4.59	
SCHIGTD OID AGM DECO5 04 625%JAN15 32										
MOODY'S A2 S&P AA- CUSIP 755638SK0										
PAR CALL DATE: 01/15/16 PAR CALL PRICE 100.00										
PHILADELPHIA PA GAS WKS	12/15/10	15,000	13,559.55	99.3910	14,908.65	1,349.10	187.50	750	5.03	
REV 7TH SER RF AMBAC MAY07 05 000%OCT01 32										
MOODY'S BAA2 S&P BBB+ CUSIP 717823Y44										
PAR CALL DATE 10/01/17 PAR CALL PRICE 100.00										
ALLEGHENY CNTY PA SAN	12/15/10	20,000	19,685.20	102.7150	20,543.00	857.80	83.33	1,000	4.86	
AUIII SWR REV TGC JUL07 05 000%DEC01 32										
MOODY'S AA1 S&P AA+ CUSIP 017357WW0										
PAR CALL DATE 06/01/17 PAR CALL PRICE 100.00										
PENNSYLVANIA ST TPK	12/15/10	25,000	23,989.75	101.0610	25,265.25	1,275.50	104.17	1,250	4.94	
COMM TPK REV A 1 AGC APR08 05 000%JUN01 33										
MOODY'S A3 S&P AA- CUSIP 7092235G7										
PAR CALL DATE 06/01/18 PAR CALL PRICE 100.00										
PHILADELPHIA PA GAS WKS	12/15/10	35,000	31,477.25	99.6210	34,867.35	3,390.10	583.33	1,750	5.01	
REV FIFTH SER A-1 AGM OCT04 05 000%SEP01 33										
MOODY'S A2 S&P AA- CUSIP 717823Q92										
PAR CALL DATE 09/01/14 PAR CALL PRICE 100.00										
MICHIGAN ST HISP FIN AUTH	12/15/10	25,000	22,488.75	100.0000	25,000.00	2,511.25	671.88	1,344	5.37	
REV SER A OID PRF14 AUG04 05 375%JAN01 34										
MOODY'S A2 S&P A+ CUSIP 59465E7A5										
READING PA SCH DIST	12/15/10	25,000	23,949.25	101.3020	25,325.50	1,376.25	416.67	1,250	4.93	
LT SCH GTD AGM AUG08 05 000%MAR01 35										
MOODY'S A2 S&P AA- CUSIP 755638UQ4										
PAR CALL DATE 09/01/18 PAR CALL PRICE 100.00										

+

JOHN H. SCHIMMEL CHARITABLE TRUST

Account Numbe

YOUR TRUST MANAGEMENT ACCOUNT STATEMENT OF PRINCIPAL INVESTMENTS

November 30, 2013 - December 31, 2013

Description	Acquired	Quantity	Adjusted/Total Cost Basis	Estimated Market Price	Estimated Market Value	Unrealized Gain/(Loss)	Estimated Accrued Interest	Estimated Annual Income	Current Yield%
NORWIN PA SCH DIST	12/15/10	15,000	13,080.60	97.7180	14,657.70	1,577.10	168.75	675	4.60
SER A RT SCH GTD OID AGM APR07 04 500%APR01 35									
MOODY'S A1 S&P AA- CUSIP 660543HL7									
PAR CALL DATE 04/01/17 PAR CALL PRICE 100.00									
LEHIGH CNTY PA GEN PURP	12/15/10	10,000	9,195.10	100.0000	10,000.00	804.90	250.00	500	5.00
IOSP REV AGM SEP05 05 000%JUL01 35									
MOODY'S A1 S&P AA CUSIP 52480GAZ7									
PAR CALL DATE 07/01/19 PAR CALL PRICE 100.00									
SOUTH FORK MUN AUTH PA	12/15/10	10,000	9,167.00	102.3940	10,239.40	1,072.40	268.75	538	5.24
HOSP REV SER B OID AGC SEP05 05 375%JUL01 35									
MOODY'S A3 S&P AA CUSIP 83786DFR3									
PAR CALL DATE 07/01/20 PAR CALL PRICE 100.00									
PENNSYLVANIA ST HGHR EFA	12/15/10	15,000	12,996.00	92.5340	13,880.10	884.10	312.50	750	5.40
REV UNIV PP1Y'S A RT C/FC FEB06 05 000%AUG01 35									
MOODY'S BAA3 S&P *** CUSIP 70917RCE3									
PAR CALL DATE 08/01/16 PAR CALL PRICE 100.00									
DAUPHIN CNLY PA GEN AUTH	12/15/10	15,000	14,845.05	105.9530	15,892.95	1,047.90	75.00	900	5.66
HEALTH SVS REV A RF OID JUN09 06 000%JUN01 36									
MOODY'S A3 S&P A CUSIP 23825ECL6									
PAR CALL DATE 06/01/19 PAR CALL PRICE 100.00									
MIAMI-DADE CO FL AVTN RV	12/15/10	10,000	8,557.90	98.2660	9,826.60	1,268.70	126.25	505	5.13
SER A OID AGM AMT DEC02 05 050%OCT01 36									
MOODY'S A2 S&P AA- CUSIP 59333PLG9									
PAR CALL DATE 01/31/14 PAR CALL PRICE 100.00									

+



JOHN H SCHIMMEL CHARITABLE TRUST

Account Number.

YOUR TRUST MANAGEMENT ACCOUNT STATEMENT OF PRINCIPAL INVESTMENTS

November 30, 2013 - December 31, 2013

MUNICIPAL BONDS (continued)	Acquired	Quantity	Adjusted/Total Cost Basis	Estimated Market Price	Estimated Market Value	Unrealized Gain/(Loss)	Estimated Accrued Interest	Estimated Current Annual Income	Current Yield%
LANCASTER CNTY PA HOSP AUTH REV HLTH NOV06 05 000%NOV01 36 MOODY'S + + S&P: A CUSIP 514045XT5 PAR CALL DATE 11/01/16 PAR CALL PRICE 100.00	12/15/10	10,000	9,313.70	97.8610	9,786.10	472.40	83.33	500	5.10
PENNSYLVANIA ST HIGHER EDL FACS AUTH REV NPFG OCT07 05.000%MAY01 37 MOODY'S BAA1 S&P A CUSIP. 70917RMXO PAR CALL DATE. 11/01/17 PAR CALL PRICE 100.00	12/15/10	10,000	8,929.00	99.4480	9,944.80	1,015.80	83.33	500	5.02
PHILADELPHIA PA AUTH TOR INDL DEV REVS A RT OID AUG08 05 000%MAY01 37 MOODY'S AA3 S&P AA CUSIP. 7178183S5 PAR CALL DATE 05/01/18 PAR CALL PRICE 100.00	12/15/10	30,000	27,341.10	100.5430	30,162.90	2,821.80	250.00	1,500	4.97
PENNSYLVANIA HFA SIN GAM MFG RV SER 97A AMT MAR07 04 700%OCT01 37 MOODY'S AA2 S&P AA+ CUSIP 708796EXT PAR CALL DATE 10/01/16 PAR CALL PRICE 100.00	12/15/10	20,000	17,550.00	94.5210	18,904.20	1,354.20	235.00	940	4.97
UNITY IWP PA MUN AUTH SWR REV RF OID AGM SEP04 04 850%DEC01 37 MOODY'S: A2 S&P AA- CUSIP 913330AUO PAR CALL DATE 12/01/14 PAR CALL PRICE 100.00	12/15/10	20,000	18,262.00	98.3280	19,665.60	1,403.60	80.83	970	4.93
GOLDEN ST TOB SCRTZN CRP CA RV SER A RT FGIC AUG05 05 000%JUN01 38 MOODY'S A2 S&P AA- CUSIP. 38122NMQ1 PAR CALL DATE 06/01/15 PAR CALL PRICE 100.00	12/15/10	35,000	29,795.85	97.2480	34,036.80	4,240.95	145.83	1,750	5.14

+

JOHN H. SCHIMMEL CHARITABLE TRUST

Account Number.

YOUR TRUST MANAGEMENT ACCOUNT STATEMENT OF PRINCIPAL INVESTMENTS

November 30, 2013 - December 31, 2013

MUNICIPAL BONDS (continued)	Acquired	Quantity	Adjusted/Total Cost Basis	Estimated Market Price	Estimated Market Value	Unrealized Gain/(Loss)	Estimated Accrued Interest	Estimated Current Annual Income	Current Yield%
CALIFORNIA STATEWIDE CDA REV SUTTER SER C AGM FEB04 05 050%AUG15 38 MOODY'S A3 S&P AA- CUSIP 130795TE7 PAR CALL DATE 08/15/18 PAR CALL PRICE 100.00	12/15/10	15,000	13,647.15	99 2970	14,894.55	1,247 40	286 17	758	5 08
COLORADO HEALTH FACS AUTH REV CATHOLIC A OID NOV06 04 500%SEPO1 38 MOODY'S A1 S&P A+ CUSIP 19648ADE2 PAR CALL DATE 09/01/16 PAR CALL PRICE 100.00	12/15/10	10,000	8,174 40	88 4250	8,842.50	668 10	150 00	450	5 08
STATE PUB SBA PALSE REV CHIGID OID AGC PRF14 MAY09 04 875%MAR01 39 MOODY'S A3 S&P AA- CUSIP- 85732GJP6	12/15/10	20,000	18,486 80	103 1240	20,624.80	2,138 00	325 00	975	4 72
GEISINGER AUTH PA HEALTH SYS REV SER A OID JUN09 05 250%JUN01 39 MOODY'S AA2 S&P AA CUSIP 368497FR9 PAR CALL DATE 06/01/19 PAR CALL PRICE 100.00	12/15/10	5,000	4,856.10	101 7380	5,086.90	230 80	21.88	263	5 16
PENNSYLVANIA ST TPK COMMN TPK REV A OID AGC JAN09 05 000%JUN01 39 MOODY'S A3 S&P AA- CUSIP 709223VW8 PAR CALL DATE 06/01/19 PAR CALL PRICE 100.00	12/15/10	65,000	60,351.20	100 2780	65,180.70	4,829 50	270 83	3,250	4 98
PENNSYLVANIA ECON DFA WTR REV AQUA A OID BHAC JUL09 05 000%OCT01 39 MOODY'S AA1 S&P AA+ CUSIP. 70869RAG8 PAR CALL DATE 10/01/19 PAR CALL PRICE 100.00	12/15/10	15,000	14,773.80	100 9870	15,148.05	374.25	187.50	750	4 95
NORTHAMPTON CNTY PA GEN PURP AUTH REV HIGHER OID MAR09 05 000%NOV15 39 MOODY'S AA2 S&P AA CUSIP 663507CL3 PAR CALL DATE 05/15/19 PAR CALL PRICE 100.00	12/15/10	20,000	19,202 20	102 3090	20,461.80	1,259 60	127 78	1,000	4 88

+

JOHN H. SCHIMMEL CHARITABLE TRUST

Account Number.

YOUR TRUST MANAGEMENT ACCOUNT STATEMENT OF PRINCIPAL INVESTMENTS

November 30, 2013 - December 31, 2013

Description	Acquired	Quantity	Adjusted/Total Cost Basis	Estimated Market Price	Estimated Market Value	Unrealized Gain/(Loss)	Accrued Interest	Estimated Interest	Estimated Current Annual Income	Current Yield%
PHILADELPHIA PA 10SP-HIEFA REV B RF OID JUL10 05 000%MAY15 40 MOODY'S AA3 S&P AA CUSIP 717825PS6 PAR CALL DATE 05/15/20 PAR CALL PRICE 100.00	12/15/10	15,000	13,466 40	98 5530	14,782.95	1,316 55	95.83	95.83	750	5 07
ALLEGHENY CNTY PA SAN AUTH SWR REV RF AGM OCT10 05 000%JUN01 40 MOODY'S A1 S&P AA CUSIP 017357XY5 PAR CALL DATE 12/01/20 PAR CALL PRICE 100.00	12/15/10	20,000	18,697 40	99 8500	19,970.00	1,272.60	83 33	83 33	1,000	5 00
ST MARY IOSP AUTH PA HEALTH SYS REV A RF OID APR10 05 000%NOV15 40 MOODY'S AA2 S&P AA- CUSIP 85230MCA0 PAR CALL DATE 11/15/20 PAR CALL PRICE 100.00	12/15/10	50,000	43,057 50	98 5400	49,270.00	6,212 50	319 44	319 44	2,500	5 07
MIAMI-DADE CNTY FLA AVIATION REV B OID AGM JUN08 05 000%OCT01 41 MOODY'S A2 S&P AA- CUSIP 59333PUR7 PAR CALL DATE 10/01/18 PAR CALL PRICE 100.00	12/15/10	15,000	13,287 45	98 6620	14,799.30	1,511 85	187 50	187 50	750	5 06
PENNSYLVANIA ECON DFA WTR REV AQUA PA B OID NOV10 04 500%DEC01 42 MOODY'S *** S&P AA- CUSIP 70869RAP8 PAR CALL DATE 12/01/20 PAR CALL PRICE 100.00	12/15/10	15,000	13,135 20	94.4370	14,165.55	1,030 35	56 25	56 25	675	4 76
ATLANTA GA WTR & WASTEWTR RLV AGM SEP04 05 000%NOV01 43 MOODY'S AA3 S&P AA- CUSIP 04787OFF2 PAR CALL DATE 11/01/14 PAR CALL PRICE 100.00	12/15/10	10,000	9,005 30	100 0820	10,008.20	1,002.90	83 33	83 33	500	4 99

+

JOHN H SCHIMMEL CHARITABLE TRUST

Account Number

YOUR TRUST MANAGEMENT ACCOUNT STATEMENT OF PRINCIPAL INVESTMENTS

November 30, 2013 - December 31, 2013

MUNICIPAL BONDS (continued)	Description	Acquired	Quantity	Adjusted/Total Cost Basis	Estimated Market Price	Estimated Market Value	Unrealized Gain/(Loss)	Estimated Accrued Interest	Estimated Current Annual Income	Yield%
	ATWATER CALIF PUB FING	12/15/10	10,000	8,944.20	95.5590	9,555.90	611.70	87.50	525	5.49
	AUTII WASTEWATER REV AGM JAN10 05 250% MAY01 45									
	MOODY'S A2 S&P AA- CUSIP: 0498876EO									
	PAR CALL DATE 05/01/19 PAR CALL PRICE 100.00									
	MEDICAL CTR HSP AT GARV	12/15/10	10,000	8,667.80	96.7590	9,675.90	1,008.10	208.33	500	5.16
	AMHC R-OID AGM SEP10 05 000% AUG01 45									
	MOODY'S A2 S&P AA- CUSIP: 584521EF1									
	PAR CALL DATE 08/01/20 PAR CALL PRICE 100.00									
	RHODE ISLAND HSG & MTG	12/15/10	20,000	17,349.60	95.3150	19,063.00	1,713.40	250.00	1,000	5.24
	FIN CORP SER 53-B AMI SEP06 05 000% OCT01 46									
	MOODY'S AA2 S&P AA+ CUSIP: 7622124H8									
	PAR CALL DATE 04/01/16 PAR CALL PRICE 100.00									
TOTAL			1,160,000	1,083,322.62		1,167,940.20	84,617.58	15,328.93	56,832	4.87

PREFERRED STOCKS	Description	Acquired	Quantity	Adjusted/Total Cost Basis	Estimated Market Price	Estimated Market Value	Unrealized Gain/(Loss)	Estimated Accrued Interest	Estimated Current Annual Income	Yield%
	GENERAL AMERICAN INVESTR	12/15/10	400	9,950.00	25.3000	10,120.00	170.00		595	5.87
	SERIES B 05.950% PFD PERP CUM									
	MOODY'S A1 S&P *** CUSIP: 368802401									
	METLIFE INC	12/15/10	1,000	23,575.00	21.0500	21,050.00	(2,525.00)		1,012	4.80
	3M LIBOR + 100.4% FLOOR NON-CUM FLOAT RATE PFD									
	MOODY'S BAA2 S&P BBB- CUSIP: 59156R504									
	METLIFE INC	12/15/10	1,000	23,575.00	21.0500	21,050.00	(2,525.00)		1,012	4.80
	METLIFE INC	06/15/11	2,000	48,460.00	21.0500	42,100.00	(6,360.00)		2,023	4.80
	Subtotal									
			4,000	95,610.00		84,200.00	(11,410.00)		4,047	4.80
	PRUDENTIAL FINANCIAL	03/01/13	315	8,854.65	26.8500	8,457.75	(396.90)		282	3.33
	CPI + 2.40% VAR% 4/10/2018									
	MOODY'S BAA1 S&P A CUSIP: 744320409									

+

JOHN H. SCHIMMEL CHARITABLE TRUST

Account Number.

YOUR TRUST MANAGEMENT ACCOUNT STATEMENT OF PRINCIPAL INVESTMENTS

November 30, 2013 - December 31, 2013

DESCRIPTION	ACQUIRED	QUANTITY	ADJUSTED/TOTAL COST BASIS	ESTIMATED MARKET PRICE	ESTIMATED MARKET VALUE	UNREALIZED GAIN/(LOSS)	ESTIMATED ACCRUED INTEREST	ESTIMATED ANNUAL INCOME	CURRENT YIELD%
PRUDENTIAL FINANCIAL	03/06/13	110	3,092.10	26.8500	2,953.50	(138.60)		99	3.33
PRUDENTIAL FINANCIAL	03/08/13	1,575	44,273.25	26.8500	42,288.75	(1,984.50)		1,410	3.33
PRUDENTIAL FINANCIAL	06/28/13	1,000	27,017.00	26.8500	26,850.00	(167.00)		895	3.33
PRUDENTIAL FINANCIAL	10/07/13	1,000	26,060.00	26.8500	26,850.00	790.00		895	3.33
Subtotal		4,000	109,297.00		107,400.00	(1,897.00)		3,581	3.33
US BANCORP	01/24/12	4	89.64	19.4400	77.76	(11.88)		4	4.59
SHRS REP 1/1000 SHR SR B FLTR PERP NON CUM									
MOODY'S BAA1 S&P BBB+ CUSIP 902973155									
US BANCORP	01/25/12	996	22,270.56	19.4400	19,362.24	(2,908.32)		891	4.59
US BANCORP	03/28/12	1,000	22,700.00	19.4400	19,440.00	(3,260.00)		895	4.59
US BANCORP	03/04/13	2,000	47,920.00	19.4400	38,880.00	(9,040.00)		1,789	4.59
Subtotal		4,000	92,980.20		77,760.00	(15,220.20)		3,579	4.59
TOTAL		12,400	307,837.20		279,480.00	(28,357.20)		11,802	4.22

PLEASE REFER TO NOTES BELOW FOR INFORMATION REGARDING CREDIT RATINGS.

DESCRIPTION	SYMBOL	ACQUIRED	QUANTITY	UNIT COST BASIS	TOTAL COST BASIS	ESTIMATED MARKET PRICE	ESTIMATED MARKET VALUE	UNREALIZED GAIN/(LOSS)	ANNUAL INCOME	CURRENT YIELD%
ABBOTT LABS	ABT	12/15/10	270	23.0592	6,225.99	38.3300	10,349.10	4,123.11	238	2.29
		06/01/12	165	29.1904	4,816.43	38.3300	6,324.45	1,508.02	146	2.29
		12/31/12	385	31.4092	12,092.57	38.3300	14,757.05	2,664.48	339	2.29
Subtotal			820		23,134.99		31,430.60	8,295.61	723	2.29
ABBVIE INC SHS	ABBV	12/15/10	270	25.0057	6,751.55	52.8100	14,258.70	7,507.15	432	3.02
		06/01/12	165	31.6545	5,223.00	52.8100	8,713.65	3,490.65	264	3.02
		12/31/12	385	34.0607	13,113.37	52.8100	20,331.85	7,218.48	616	3.02
Subtotal			820		25,087.92		43,304.20	18,216.28	1,312	3.02

JOHN H. SCHIMMEL CHARITABLE TRUST

Account Number.

YOUR TRUST MANAGEMENT ACCOUNT STATEMENT OF PRINCIPAL INVESTMENTS

November 30, 2013 - December 31, 2013

EQUITIES (continued) Description	Symbol	Acquired	Quantity	Unit Cost Basis	Total Cost Basis	Estimated Market Price	Estimated Market Value	Unrealized Gain/(Loss)	Annual Income	Estimated Current Yield%
AES CORP	AES	12/02/13	1,720	14.5884	25,092.15	14.5100	24,957.20	(134.95)	345	1.37
AMERICAN WTR WKS CO INC NEW	AWK	06/14/12 12/31/12	600 675	34.0978 37.2852	20,458.68 25,167.51	42.2600 42.2600	25,356.00 28,525.50	4,897.32 3,357.99	673 757	2.65 2.65
Subtotal			1,275		45,626.19		53,881.50	8,255.31	1,430	2.65
AT&T INC	T	12/15/10 07/12/12	879 285	29.2745 34.7650	25,732.29 9,908.03	35.1600 35.1600	30,905.64 10,020.60	5,173.35 112.57	1,618 525	5.23 5.23
Subtotal			1,164		35,640.32		40,926.24	5,285.92	2,143	5.23
AVIV REIT INC MD	AVIV	06/28/13	1,000	25.3972	25,397.20	23.7000	23,700.00	(1,697.20)	1,440	6.07
BOEING COMPANY	BA	06/01/12 06/01/12 07/12/12	100 50 140	67.8687 67.8738 71.2600	6,786.87 3,393.69 9,976.40	136.4900 136.4900 136.4900	13,649.00 6,824.50 19,108.60	6,862.13 3,430.81 9,132.20	293 146 409	2.13 2.13 2.13
Subtotal			290		20,156.96		39,582.10	19,425.14	848	2.13
BP PLC	BP	12/15/10 11/17/11	150 150	44.0150 42.6056	6,602.25 6,390.84	48.6100 48.6100	7,291.50 7,291.50	689.25 900.66	342 342	4.69 4.69
BRISTOL-MYERS SQUIBB CO	BMV	12/15/10	335	26.6950	8,942.83	53.1500	17,805.25	8,862.42	483	2.70
CAMPBELL SOUP CO	CPB	12/15/10	200	34.7050	6,941.00	43.2800	8,656.00	1,715.00	250	2.88
CMS ENERGY CORP	CMS	06/14/12 07/12/12	850 420	23.6500 23.7960	20,102.50 9,994.32	26.7700 26.7700	22,754.50 11,243.40	2,652.00 1,249.08	867 429	3.81 3.81
Subtotal			1,270		30,096.82		33,997.90	3,901.08	1,296	3.81
COMCAST CORP NEW CL A	CMCSA	12/15/10	169	21.8450	3,691.81	51.9650	8,782.09	5,090.28	132	1.50
CORESITE REALTY CORP	COR	12/31/12	900	27.7977	25,017.95	32.1900	28,971.00	3,953.05	1,261	4.34
DDR CORP COM	DDR	04/26/12	1,685	14.6743	24,726.35	15.3700	25,898.45	1,172.10	910	3.51

+

JOHN H. SCHIMMEL CHARITABLE TRUST

Account Number

YOUR TRUST MANAGEMENT ACCOUNT STATEMENT OF PRINCIPAL INVESTMENTS

November 30, 2013 - December 31, 2013

EQUITIES (continued)	Symbol	Acquired	Quantity	Unit Cost Basis	Total Cost Basis	Estimated Market Price	Estimated Market Value	Unrealized Gain/(Loss)	Annual Income	Estimated Current Yield%
DEERE CO	DE	03/20/12	120	82.4755	9,897.07	91.3300	10,959.60	1,062.53	245	2.23
		06/01/12	140	71.3952	9,995.33	91.3300	12,786.20	2,790.87	286	2.23
		07/12/12	130	77.3780	10,059.14	91.3300	11,872.90	1,813.76	266	2.23
<i>Subtotal</i>			390		29,951.54		35,618.70	5,667.16	797	2.23
DU PONT E I DE NEMOURS	DD	12/15/10	160	49.2505	7,880.08	64.9700	10,395.20	2,515.12	288	2.77
		01/25/12	100	49.5330	4,953.30	64.9700	6,497.00	1,543.70	180	2.77
		03/20/12	190	52.8150	10,034.85	64.9700	12,344.30	2,309.45	342	2.77
		07/12/12	215	46.4574	9,988.36	64.9700	13,968.55	3,980.19	387	2.77
<i>Subtotal</i>			665		32,856.59		43,205.05	10,348.46	1,197	2.77
EASTMAN CHEMICAL CO COM	EMN	05/01/12	455	54.8400	24,952.20	80.7000	36,718.50	11,766.30	637	1.73
ELLI LILLY & CO	LLY	07/23/12	570	43.8600	25,000.20	51.0000	29,070.00	4,069.80	1,118	3.84
EXXON MOBIL CORP COM	XOM	12/15/10	200	72.0500	14,410.00	101.2000	20,240.00	5,830.00	504	2.49
		06/14/12	125	81.4000	10,175.00	101.2000	12,650.00	2,475.00	315	2.49
		07/12/12	120	83.6050	10,032.60	101.2000	12,144.00	2,111.40	303	2.49
<i>Subtotal</i>			445		34,617.60		45,034.00	10,416.40	1,122	2.49
FORD MOTOR CO	F	12/31/12	1,925	13.0555	25,131.84	15.4300	29,702.75	4,570.91	771	2.59
FRECPRT-MCMRAN CPR & GLD	FCX	05/31/13	1,000	31.5095	31,509.50	37.7400	37,740.00	6,230.50	1,250	3.31
GENERAL ELECTRIC	GE	12/15/10	500	17.5400	8,770.00	28.0300	14,015.00	5,245.00	440	3.13
GLAXOSMITHKLINE PLC ADR	GSK	12/15/10	125	39.8587	4,982.34	53.3900	6,673.75	1,691.41	302	4.51
INTL PAPER CO	IP	10/18/12	655	38.0763	24,939.98	49.0300	32,114.65	7,174.67	917	2.85
J C PENNEY CO COM	JCP	11/07/13	1,000	8.2751	8,275.10	9.1500	9,150.00	874.90		
KIMBERLY CLARK	KMB	12/15/10	80	62.1100	4,968.80	104.4600	8,356.80	3,388.00	260	3.10
		06/01/12	125	78.5858	9,823.23	104.4600	13,057.50	3,234.27	405	3.10
<i>Subtotal</i>			205		14,792.03		21,414.30	6,622.27	665	3.10

+

JOHN H. SCHIMMEL CHARITABLE TRUST

Account Number.

YOUR TRUST MANAGEMENT ACCOUNT STATEMENT OF PRINCIPAL INVESTMENTS

November 30, 2013 - December 31, 2013

<i>EQUITIES (continued) Description</i>	<i>Symbol</i>	<i>Acquired</i>	<i>Quantity</i>	<i>Unit Cost Basis</i>	<i>Total Cost Basis</i>	<i>Estimated Market Price</i>	<i>Estimated Market Value</i>	<i>Unrealized Gain/(Loss)</i>	<i>Annual Income</i>	<i>Current Yield%</i>
KRAFT FOODS GROUP INC SHS	KRFT	12/15/10	33	33.0706	1,091.33	53.9100	1,779.03	687.70	70	3.89
MARATHON PETROLEUM CORP	MPC	03/20/12	230	43.9250	10,102.75	91.7300	21,097.90	10,995.15	387	1.83
		06/01/12	280	35.6937	9,994.24	91.7300	25,684.40	15,690.16	471	1.83
<i>Subtotal</i>			510		20,096.99		46,782.30	26,685.31	858	1.83
MCDONALDS CORP COM	MCD	12/15/10	100	77.1800	7,718.00	97.0300	9,703.00	1,985.00	324	3.33
		06/01/12	15	87.2553	1,308.83	97.0300	1,455.45	146.62	49	3.33
		06/01/12	100	87.2558	8,725.58	97.0300	9,703.00	977.42	324	3.33
<i>Subtotal</i>			215		17,752.41		20,861.45	3,109.04	697	3.33
MERCK AND CO INC SHS	MRK	12/15/10	400	36.6950	14,678.00	50.0500	20,020.00	5,342.00	704	3.51
		03/20/12	265	37.6960	9,989.44	50.0500	13,263.25	3,273.81	467	3.51
		06/14/12	260	38.6600	10,051.60	50.0500	13,013.00	2,961.40	458	3.51
<i>Subtotal</i>			925		34,719.04		46,296.25	11,577.21	1,629	3.51
MONDELIZ INTERNATIONAL /INC	MDLZ	12/15/10	100	20.3914	2,039.14	35.3000	3,530.00	1,490.86	56	1.58
NRG ENERGY INC	NRG	04/26/12	1,500	16.7350	25,102.50	28.7200	43,080.00	17,977.50	720	1.67
PFTZER INC	PFE	12/15/10	732	17.1675	12,566.61	30.6300	22,421.16	9,854.55	762	3.39
		10/06/11	500	18.1754	9,087.70	30.6300	15,315.00	6,227.30	521	3.39
<i>Subtotal</i>			1,232		21,654.31		37,736.16	16,081.85	1,283	3.39
PHILIP MORRIS INTL INC	PM	03/20/12	115	86.3720	9,932.78	87.1300	10,019.95	87.17	433	4.31
		06/01/12	120	83.2400	9,988.80	87.1300	10,455.60	466.80	452	4.31
		07/12/12	110	90.6660	9,973.26	87.1300	9,584.30	(388.96)	414	4.31
<i>Subtotal</i>			345		29,894.84		30,059.85	165.01	1,299	4.31
PNC FINCL SERVICES GROUP	PNC	12/15/10	211	59.4550	12,545.01	77.5800	16,369.38	3,824.37	372	2.26
PPL CORPORATION	PPL	12/15/10	475	25.4100	12,069.75	30.0900	14,292.75	2,223.00	699	4.88
QTS RLTY TR INC COM CL A	QTS	12/02/13	1,225	20.6772	25,329.57	24.7800	30,355.50	5,025.93	1,176	3.87

+

JOHN H. SCHIMMEL CHARITABLE TRUST

Account Number . . .

YOUR TRUST MANAGEMENT ACCOUNT STATEMENT OF PRINCIPAL INVESTMENTS

November 30, 2013 - December 31, 2013

EQUITIES (continued) Description	Symbol	Acquired Quantity	Unit		Total Cost Basis	Estimated Market Price	Estimated Market Value	Unrealized Gain/(Loss)	Annual Income	Current Yield%
			Cost Basis	Market Price						
SILVER BAY RLTLY CORP	SBY 05/08/13	1,300	19 3589	15 9900	25,166 60	20,787.00	(4,379 60)	53	25	
ST JUDE MEDICAL INC	STJ 01/17/13	640	39 4000	61 9500	25,216.00	39,648.00	14,432 00	640	1.61	
TRACIOR SUPPLY CO	TSCO 06/01/12	220	45 0200	77 5800	9,904 40	17,067 60	7,163 20	115	67	
UGI CORP NEW	UGI 12/15/10	600	31 7150	41.4600	19,029 00	24,876.00	5,847.00	678	2.72	
VERIZON COMMUNICATNS COM	VZ 12/15/10	300	34 6600	49.1400	10,398 00	14,742 00	4,344 00	636	4 31	
	12/15/10	300	34 6600	49.1400	10,398 00	14,742 00	4,344 00	636	4 31	
Subtotal		600	20,796 00		29,484.00	8,688 00	1,272	4 31		
WELLS FARGO & CO NEW DEL	WFC 12/15/10	320	29 8900	45 4000	9,564.80	14,528.00	4,963 20	384	2.64	
TOTAL			910,356.02		1,199,742.70	289,386 68	35,660	2 97		

MUTUAL FUNDS/CLOSED END FUNDS/UIT

Description	Quantity	Total		Estimated Market Value	Unrealized Gain/(Loss)	Total Client Investment	Cumulative Investment Return (\$)	Estimated Annual Current Income	Yield%
		Cost Basis	Market Price						
ALLIANZGI NFJ DIVID INTERESI AND PREMIU	942	15,233 58	17 7100	16,682.82	1,449.24	14,851	1,831	1,696	10.16
SYMBOL NFJ Equity 100%									
Initial Purchase 12/15/10									
BLACKROCK GLOBAL ALLOCATION FD INC INS IL	5,405	100,791 57	21 4300	115,829.15	15,037.58	99,991	15,837	1,768	1 52
SYMBOL MALOX Fixed Income 21% Equity 79%									
Initial Purchase 08/25/11									
0970 Fractional Share		1.86	21 4300	2.08	22			1	1.52
GABELLI DIV & INC TR INCOME IRUST	425	6,327 61	22 1700	9,422.25	3,094 64	6,327	3,094	510	5 41
SYMBOL GDV Equity 100%									
Initial Purchase 12/15/10									

+

JOHN H. SCHIMMEL CHARITABLE TRUST

Account Number

YOUR TRUST MANAGEMENT ACCOUNT STATEMENT OF PRINCIPAL INVESTMENTS

November 30, 2013 - December 31, 2013

MUTUAL FUNDS/CLOSED END FUNDS/UIT Description	(continued) Quantity	Total Cost Basis	Estimated Market Price	Estimated Market Value	Unrealized Gain/(Loss)	Total Client Investment	Cumulative Investment Return (\$)	Estimated Annual Current Income	Current Yield%
GABELLI ABC FUND ADV CL SYMBOL GADVX Initial Purchase 01/08/13 Alternative Investments 100% 4050 Fractional Share	39,698	399,994 17	10 1600	403,331.68	3,337 51	399,994	3,337		
INVESCO CONVERTIBLE SECURITIES FUND CL Y SYMBOL CMSDX Initial Purchase 06/14/12 Fixed Income 19% Equity 81% 8840 Fractional Share	6,251	124,978 39	24 1900	151,211.69	26,233 30	124,978	26,233	3,651	2 41
ISHARES MSCI JAPAN SYMBOL EWJ Initial Purchase 03/27/13 Equity 100%	2,300	25,042 40	12 1390	27,919.70	2,877 30	25,042	2,877	309	1 10
ISHARES FLOATING RATE BOND ETF SYMBOL FLOI Initial Purchase 10/03/13 Fixed Income 100%	2,000	101,476 15	50 7200	101,440.00	(36 15)	101,476	(36)	478	47
IVY ASSET STRATEGY FUND CL I SYMBOL IVALX Initial Purchase 08/25/11 Alternative Investments 100% 4970 Fractional Share	4,296	99,988 15	32 2800	138,674.88	38,686 73	99,988	38,686	833	60
PERMANENT PORTFOLIO FUND SYMBOL PRPFX Initial Purchase 11/15/12	4,132	199,982 74	43 0600	177,923.92	(22,058 82)	199,982	(22,058)	1,034	58
		17 86	32 2800	16.04	4 18			1	60

+

JOHN H. SCHIMMEL CHARITABLE TRUST

Account Number.

YOUR TRUST MANAGEMENT ACCOUNT STATEMENT OF PRINCIPAL INVESTMENTS

November 30, 2013 - December 31, 2013

MUTUAL FUNDS/CLOSED END FUNDS/UIT Description	(continued) Quantity	Total Cost Basis	Estimated Market Price	Estimated Market Value	Unrealized Gain/(Loss)	Total Client Investment	Cumulative Investment Return (\$)	Estimated Annual Current Income	Yield%
Alternative Investments 100%									
2330 Fractional Share		11.28	43 0600	10.03	(1 25)			1	58
SPDR BARCLAYS CONVERTIBLE SECURITIES ETF	1,305	50,246 85	46 7300	60,982.65	10,735 80	50,246	10,735	2,233	3 66
SYMBOL CWB Initial Purchase 06/14/12 Fixed Income 25% Equity 75%									
ICMPLETON GBL BOND FD ADV CL	5,760	75,288 10	13 0900	75,398.40	110.30	74,981	417	2,955	3 91
SYMBOL IGRAX Initial Purchase 08/25/11 Fixed Income 100%									
9630 Fractional Share		12 46	13 0900	12.61	15			1	3 91
VAN ECK GLOBAL HARD ASSETS FD CL Y	2,200	100,368 35	48 7400	107,228 00	6,859 65	99,932	7,295	33	.03
SYMBOL GHAYX Initial Purchase 08/25/11 Equity 100%									
7800 Fractional Share		37 37	48 7400	38.02	65			1	03
Subtotal (Fixed Income)									
Subtotal (Equities)									
Subtotal (Alternative Investments)									

245,155 51
421,033 24
719,960 66

YOUR TRUST MANAGEMENT ACCOUNT STATEMENT OF PRINCIPAL INVESTMENTS

November 30, 2013 - December 31, 2013

MUTUAL FUNDS/CLOSED END FUNDS/UIT Description	(continued) Quantity	Total Cost Basis	Estimated Market Price	Estimated Market Value	Unrealized Gain/(Loss)	Total Client Investment	Cumulative Investment Return (\$)	Estimated Annual Current Income	Yield%
TOTAL		1,299,814.90		1,386,149.41	86,334.51		88,248	15,506	1.12
TOTAL PRINCIPAL INVESTMENTS		4,160,862.57		4,592,844.14	431,981.57		120,179	2.62	

Total Client Investment: Cost of shares directly purchased and still held. Does not include shares purchased through reinvestment.

Cumulative Investment Return: Estimated Market Value minus Total Client Investment. Cumulative Investment Return is the dollar value of the capital appreciation (depreciation) of all shares purchased and still held, including shares acquired through reinvestment of dividends and distributions, which may be greater or less than the actual income distributed.

Market Timing: Merrill Lynch's policies prohibit mutual fund market timing, which involves the purchase and sale of mutual fund shares within short periods of time with the intention of capturing short-term profits resulting from market volatility. Market timing may result in lower returns for long-term fund shareholders because market timers capture short-term gains that would otherwise pass to all shareholders and due to increased transaction costs and fewer assets for investment due to the need to retain cash to satisfy redemptions.

Unrealized Gain or (Loss): Estimated Market Value minus Total Cost Basis (total cost of shares directly purchased and still held, as well as cost of shares acquired through reinvestment). Provided for Tax Planning purposes only and is not applicable to retirement accounts.

Initial Purchase: Date of your initial investment in this fund.

Notes

- ∧ Debt Instruments purchased at a premium show amortization
- ∅ Debt Instruments purchased at a discount show accretion
- *** Rating currently unavailable or not rated/unrated as provided by Rating Agency or recognized industry wide third party vendor source.
- ∅ For Credit Ratings: S&P and Moody's provide credit ratings on the credit quality of certain bonds and preferred stocks. For a credit enhanced security, Moody's and S&P publish and provide third party vendors the higher of the rating on the credit enhancer (guarantor) or the stand alone rating on the underlying security.

YOUR TRUST MANAGEMENT ACCOUNT STATEMENT OF INCOME INVESTMENTS

CASH/MONEY ACCOUNTS Description	Quantity	Total Cost Basis	Estimated Market Price	Estimated Market Value	Estimated Annual Income	Est. Annual Yield%
BIF MONEY FUND	170,617.00	170,617.00	1.0000	170,617.00	119	.07
TOTAL INCOME INVESTMENTS		170,617.00		170,617.00	119	.07

Income Debit Balance 166,049.34



JOHN H SCHIMMEL CHARITABLE TRUST

Account Number

YOUR TRUST MANAGEMENT ACCOUNT STATEMENT OF INCOME INVESTMENTS

November 30, 2013 - December 31, 2013

LONG PORTFOLIO	Adjusted/Total Cost Basis	Estimated Market Value	Unrealized Gain/(Loss)	Estimated Accrued Interest	Estimated Annual Income	Current Yield%
TOTAL PRINCIPAL/INCOME INVESTMENTS	4,331,479.57	4,763,461.14	431,981.57	15,328.93	120,299	2.53

YOUR TRUST MANAGEMENT ACCOUNT TRANSACTIONS

DIVIDENDS/INTEREST INCOME TRANSACTIONS		Description	Income Cash	Principal Cash	Income Year To Date
12/02	Non Rept Int	PENNSYLVANIA ST HIGHER	625.00		
		EDL FACS AUTH REV RF			
		MAY07 05 000%JUN01 30			
		INTEREST CREDIT			
		PAY DATE 12/01/2013			
12/02	Non Rept Int	CUSIP NUM 70917RKM6	625.00		
		PENNSYLVANIA ST TPK			
		COMMN TPK REV A-1 AGC			
		APR08 05 000%JUN01 33			
		INTEREST CREDIT			
		PAY DATE 12/01/2013			
12/02	Non Rept Int	CUSIP NUM 709223SG7	131.25		
		GEISINGER AUTH PA HEALTH			
		SYS REV SER A OID			
		JUN09 05 250%JUN01 39			
		INTEREST CREDIT			
		PAY DATE 12/01/2013			
12/02	Non Rept Int	CUSIP NUM 368497FR9	450.00		
		DAUPHIN CNTY PA GEN AUTH			
		HEALTH SYS REV A RF OID			
		JUN09 06 000%JUN01 36			
		INTEREST CREDIT			
		PAY DATE 12/01/2013			

+

Part I, Line 6 (990-PF) - Gain/Loss from Sale of Assets Other Than Inventory

Check "X" to include in Part IV	Description	CUSIP #	Amount	Check "X" if Purchaser is a Business	Date Acquired	Acquisition Method	Date Sold	Capital Gains/Losses		Totals			Net Gain or Loss	
								Gross Sales Price	Other sales	Gross Sales	Cost or Other Basis	Valuation Method		Expense of Sale and Cost of Improvements
1	ALLEGHENY PA INTER UNIT	01739PAS9	29,215		12/15/2010		1/17/2013	9,812	0	1,822,763	0	1,433,779	0	188,984
2	BALDWIN-WHITEHALL PA SCH	058353B68			12/15/2010		2/28/2013	28,795	0	0	0	0	0	0
3	BEDFORD CNTY PA	076059C08			12/15/2010		7/10/2013	50,718	0	0	0	0	0	0
4	PENNSYLVANIA HFA SIN FAN	1111111A8			12/15/2010		8/8/2013	5,000	0	0	0	0	0	0
5	CONNELLY PA SCH DIST	207515FR3			12/15/2010		1/4/2013	28,188	0	0	0	0	0	0
6	DALLAS PA SCH DIST	295174X3			12/15/2010		8/15/2013	25,114	0	0	0	0	0	0
7	DELAWARE CNTY PA AUTH	245003LV7			12/15/2010		7/17/2013	19,007	0	0	0	0	0	0
8	DISTRICT COLUMBIA HOSP	254764HB2			12/15/2010		1/25/2013	20,150	0	0	0	0	0	0
9	EXPRESS SCRIPTS HLDG CO	30219G109			12/15/2010		8/19/2013	4,144	0	0	0	0	0	0
10	FAIRPOINT COMMUNICATION	305560104			12/15/2010		9/9/2013	7,400	0	0	0	0	0	0
11	FIRSTENERGY CORP	337932107			12/15/2010		1/4/2013	9,908	0	0	0	0	0	0
12	FLORIDA HSG FIN CORP REV	34073MPM8			12/15/2010		1/18/2013	15,000	0	0	0	0	0	0
13	GENERAL ELECTRIC CAP CLT	369632493			12/15/2010		12/20/13	993	0	0	0	0	0	0
14	GENERAL ELECTRIC CAP CLT	369632527			8/25/2011		4/18/2013	24,090	0	0	0	0	0	0
15	GOLDMAN SACHS GROUP INC	38144X609			12/15/2010		4/18/2013	48,181	0	0	0	0	0	0
16	GOLDMAN SACHS GROUP INC	38144X609			12/15/2010		4/18/2013	24,090	0	0	0	0	0	0
17	GOLDMAN SACHS GROUP INC	38144X609			12/15/2010		2/21/2013	11,415	0	0	0	0	0	0
18	HARRISBURG PA PKG AT REV	414734DWD			12/15/2010		1/17/2013	64,200	0	0	0	0	0	0
19	HAVERFORD TWP PA	419418NM0			12/15/2010		2/15/2013	4,118	0	0	0	0	0	0
20	HEINZ H J CO PV 25CT	423074103			12/15/2010		2/15/2013	10,838	0	0	0	0	0	0
21	HEINZ H J CO PV 25CT	423074103			12/15/2010		2/15/2013	6,885	0	0	0	0	0	0
22	HEINZ H J CO PV 25CT	423074103			12/15/2010		5/28/2013	88,289	0	0	0	0	0	0
23	SHARES TIPS	484287176			12/15/2010		3/7/2013	50,613	0	0	0	0	0	0
24	SHARES FLOATING RATE	484298B55			3/4/2013		1/17/2013	64,284	0	0	0	0	0	0
25	LEHIGH CNTY PA GEN PURP	52480CAP9			12/15/2010		7/19/2013	29,948	0	0	0	0	0	0
26	MICROSOFT CORP	594018104			12/15/2010		2/21/2013	26,392	0	0	0	0	0	0
27	MONTGOMERY CNTY PA	613579TT6			12/15/2010		2/21/2013	1,537	0	0	0	0	0	0
28	MOUNT LEBANON PA SCH	621842PH0			12/15/2010		2/21/2013	63,002	0	0	0	0	0	0
29	MOUNT LEBANON PA SCH	621842PH0			12/15/2010		2/21/2013	63,002	0	0	0	0	0	0
30	MOUNT LEBANON PA SCH	621842PL1			12/15/2010		2/21/2013	63,002	0	0	0	0	0	0
31	NESHAMINY PA SCH DIST	64084FGB1			12/15/2010		2/21/2013	26,194	0	0	0	0	0	0
32	NORRISTOWN PA AREA SCH	656481MX2			12/15/2010		2/21/2013	20,692	0	0	0	0	0	0
33	NV ENERGY INC	67073Y106			12/15/2010		12/20/2013	14,012	0	0	0	0	0	0
34	NV ENERGY INC	67073Y106			6/14/2012		12/20/2013	2,375	0	0	0	0	0	0
35	PLUM BORO PA MUN AT WTR	729195CL8			12/15/2010		1/4/2013	20,432	0	0	0	0	0	0
36	NV ENERGY INC	67073Y106			6/14/2012		12/20/2013	2,375	0	0	0	0	0	0
37	READING PA SCH DIST	756638U78			12/15/2010		8/15/2013	9,518	0	0	0	0	0	0
38	NV ENERGY INC	67073Y106			6/14/2012		12/20/2013	2,375	0	0	0	0	0	0
39	ROBINSON TWP PA MUN AJUT	770873LL9			12/15/2010		8/15/2013	9,902	0	0	0	0	0	0
40	NV ENERGY INC	67073Y106			6/14/2012		12/20/2013	6,151	0	0	0	0	0	0
41	SCRANTON PA	810759NA4			12/15/2010		1/4/2013	24,674	0	0	0	0	0	0
42	NV ENERGY INC	67073Y106			6/14/2012		12/20/2013	380	0	0	0	0	0	0
43	NV ENERGY INC	67073Y106			7/12/2012		12/20/2013	13,419	0	0	0	0	0	0
44	SNYDER CNTY PA HIGHER ED	833453CX9			12/15/2010		2/28/2013	31,940	0	0	0	0	0	0
45	PENNSYLVANIA ST HIGHER EF	70917N1T5			12/15/2010		9/19/2013	70,609	0	0	0	0	0	0
46	PENNSYLVANIA ST HIGHER EF	70917RAZ8			12/15/2010		8/15/2013	8,178	0	0	0	0	0	0
47	PENNSYLVANIA ST HIGHER EF	70917REY7			12/15/2010		9/18/2013	14,446	0	0	0	0	0	0
48	SOUTH FORK MUN AT PA REV	83786DCZ8			12/15/2010		1/4/2013	9,664	0	0	0	0	0	0
49	PENNSYLVANIA ST HIGHER EF	70917RFA8			12/15/2010		9/16/2013	23,638	0	0	0	0	0	0
50	SOUTH FORK MUN AT PA REV	83786DD53			12/15/2010		1/4/2013	14,775	0	0	0	0	0	0
51	PENNSYLVANIA ST PUB SBA	70920TK7			12/15/2010		8/27/2013	87,516	0	0	0	0	0	0
52	STATE PUB SBA PA REV	85732TED0			5/28/2003		1/4/2013	25,096	0	0	0	0	0	0
53	PENNSYLVANIA ST TRK OIL	709221MN2			12/15/2010		9/3/2013	16,994	0	0	0	0	0	0
54	SUSQUEHNA AREA RAA PA AR	86909RAJ0			12/15/2010		1/14/2013	30,000	0	0	0	0	0	0
55	PHILA PA HOSP-HEIF AUTH	717903A81			12/15/2010		9/16/2013	18,880	0	0	0	0	0	0
56	PHILA PA HOSP-HEIF AUTH	717903A99			12/15/2010		8/27/2013	45,060	0	0	0	0	0	0
57	PINE-RICHLAND SCH DIST	722740PX9			12/15/2010		7/19/2013	49,594	0	0	0	0	0	0
58	PITTSBURGH PA SCH DIST	725276R6K			12/15/2010		8/8/2013	51,290	0	0	0	0	0	0
59	UNIONTOWN AREA PA SCH	909087GV4			12/15/2010		9/19/2013	50,434	0	0	0	0	0	0
60	WASHINGTON CO PA HSP RE	936862FX5			12/15/2010		3/4/2013	20,000	0	0	0	0	0	0
61	WAYNE PA HSP-HFA GTD REV	948018ER9			12/15/2010		2/21/2013	10,085	0	0	0	0	0	0
62	WERNER ENTERPRISES INC	950755109			3/17/2013		1/17/2013	25,278	0	0	0	0	0	0

Part I, Line 16b (990-PF) - Accounting Fees

		6,255	0	0	6,255
Description		Revenue and Expenses per Books	Net Investment Income	Adjusted Net Income	Disbursements for Charitable Purposes (Cash Basis Only)
1	TAX PREP FEES	6,255			6,255

Part I, Line 18 (990-PF) - Taxes

		97	80	0	0
Description		Revenue and Expenses per Books	Net Investment Income	Adjusted Net Income	Disbursements for Charitable Purposes
1	FOREIGN TAX WITHHELD	80	80		
2	PY EXCISE TAX DUE	8			
3	ESTIMATED EXCISE PAYMENTS	9			

Part III (990-PF) - Changes in Net Assets or Fund Balances

Line 3 - Other increases not included in Part III, Line 2

1	COST BASIS ADJUSTMENT	1	3,080
2	PY LATE POSTING MUTUAL FUNDS	2	889
3	PURCHASE OF ACCRUED INTEREST C/O FROM PY	3	2
4	Total	4	3,971

Line 5 - Decreases not included in Part III, Line 2

1	CY LATE POSTING MUTUAL FUNDS	1	983
2	PURCHASE OF ACCRUED INTEREST C/O TO NEXT YEAR	2	4,134
3	Total	3	5,117

Part VIII, Line 1 (990-PF) - Compensation of Officers, Directors, Trustees and Foundation Managers

		79,385		0		0		0				
	Name	Check "X" if Business	Street	City	State	Zip Code	Foreign Country	Title	Avg Hrs Per Week	Compensation	Benefits	Expense Account
1	MERRILL LYNCH TRUST CO		1300 MERRILL LYNCH DRIVE	Pennington	NJ	08534-1501		TRUSTEE	2 00	63,139		
2	HENRY P HART		9158FREIDENSBURG RD	READING	PA	19606		CO-TRUSTEE		16,246		

Part VI, Line 6a (990-PF) - Estimated Tax Payments

	Date	Amount
1 Credit from prior year return	1	621
2 First quarter estimated tax payment	2	
3 Second quarter estimated tax payment	3	
4 Third quarter estimated tax payment	4	
5 Fourth quarter estimated tax payment	5	
6 Other payments	6	9
7 Total	7	630

Part XIII, Line 2a, Column C (990-PF) - Prior Year Undistributed Income

1	Distributable amounts for 2012 that remained undistributed at the beginning of the 2013 tax year	1	167,515
2		2	
3		3	
4		4	
5		5	
6		6	
7		7	
8		8	
9		9	
10	Total	10	167,515