



See a Social Security Number? Say Something!
Report Privacy Problems to <https://public.resource.org/privacy>
Or call the IRS Identity Theft Hotline at 1-800-908-4490



Form

990-PF

Department of the Treasury
Internal Revenue Service

Return of Private Foundation

or Section 4947(a)(1) Trust Treated as Private Foundation

Do not enter Social Security numbers on this form as it may be made public. By law, the IRS cannot redact the information on the form.

Information about Form 990-PF and its instructions is at www.irs.gov/form990pf.

OMB No 1545-0052







2013


Open to Public Inspection

For calendar year 2013, or tax year beginning 01-01-2013 , and ending 12-31-2013

Name of foundation THE JOSEPH AND EDWARD RYAN MEMORIAL		A Employer identification number 87-0693977	
Number and street (or P O box number if mail is not delivered to street address) 103 EAST THIRD STREET		B Telephone number (see instructions) (319) 627-2713	
City or town, state or province, country, and ZIP or foreign postal code WEST LIBERTY, IA 52776		C If exemption application is pending, check here <input type="checkbox"/>	
G Check all that apply <input type="checkbox"/> Initial return <input type="checkbox"/> Initial return of a former public charity <input type="checkbox"/> Final return <input type="checkbox"/> Amended return <input type="checkbox"/> Address change <input type="checkbox"/> Name change		D 1. Foreign organizations, check here <input type="checkbox"/> 2. Foreign organizations meeting the 85% test, check here and attach computation <input type="checkbox"/>	
H Check type of organization <input checked="" type="checkbox"/> Section 501(c)(3) exempt private foundation <input type="checkbox"/> Section 4947(a)(1) nonexempt charitable trust <input type="checkbox"/> Other taxable private foundation		E If private foundation status was terminated under section 507(b)(1)(A), check here <input type="checkbox"/>	
I Fair market value of all assets at end of year (from Part II, col. (c), line 16) \$ 5,390,690	J Accounting method <input checked="" type="checkbox"/> Cash <input type="checkbox"/> Accrual <input type="checkbox"/> Other (specify) _____ (Part I, column (d) must be on cash basis.)	F If the foundation is in a 60-month termination under section 507(b)(1)(B), check here <input type="checkbox"/>	

Part I Analysis of Revenue and Expenses <small>(The total of amounts in columns (b), (c), and (d) may not necessarily equal the amounts in column (a) (see instructions))</small>		(a) Revenue and expenses per books	(b) Net investment income	(c) Adjusted net income	(d) Disbursements for charitable purposes (cash basis only)
Revenue	1 Contributions, gifts, grants, etc , received (attach schedule)				
	2 Check <input checked="" type="checkbox"/> if the foundation is not required to attach Sch B				
	3 Interest on savings and temporary cash investments	17,187	17,187		
	4 Dividends and interest from securities.	55,426	55,426		
	5a Gross rents	105,157	105,157		
	b Net rental income or (loss) <u>97,465</u>				
	6a Net gain or (loss) from sale of assets not on line 10	19,536			
	b Gross sales price for all assets on line 6a <u>969,267</u>				
	7 Capital gain net income (from Part IV, line 2) . . .		19,536		
	8 Net short-term capital gain				
	9 Income modifications				
	10a Gross sales less returns and allowances				
Operating and Administrative Expenses	b Less Cost of goods sold				
	c Gross profit or (loss) (attach schedule)				
	11 Other income (attach schedule)	2,560	2,560		
	12 Total. Add lines 1 through 11	199,866	199,866		
	13 Compensation of officers, directors, trustees, etc				
	14 Other employee salaries and wages				
	15 Pension plans, employee benefits				
	16a Legal fees (attach schedule).	1,178			1,178
	b Accounting fees (attach schedule).	1,100			1,100
	c Other professional fees (attach schedule)	15,538	15,538		
	17 Interest				
	18 Taxes (attach schedule) (see instructions)	5,100			
	19 Depreciation (attach schedule) and depletion . . .				
	20 Occupancy	7,692	7,692		
	21 Travel, conferences, and meetings				
	22 Printing and publications				
	23 Other expenses (attach schedule).	318	318		
	24 Total operating and administrative expenses. Add lines 13 through 23	30,926	23,548		2,278
	25 Contributions, gifts, grants paid	307,179			307,179
	26 Total expenses and disbursements. Add lines 24 and 25	338,105	23,548		309,457
	27 Subtract line 26 from line 12				
	a Excess of revenue over expenses and disbursements	-138,239			
	b Net investment income (if negative, enter -0-)		176,318		
	c Adjusted net income (if negative, enter -0-)				

Part II Balance Sheets		Attached schedules and amounts in the description column should be for end-of-year amounts only (See instructions)	Beginning of year	End of year	
			(a) Book Value	(b) Book Value	(c) Fair Market Value
Assets	1	Cash—non-interest-bearing	11,872	30,108	30,108
	2	Savings and temporary cash investments	8,874	96,167	96,167
	3	Accounts receivable ▶ _____ Less allowance for doubtful accounts ▶ _____			
	4	Pledges receivable ▶ _____ Less allowance for doubtful accounts ▶ _____			
	5	Grants receivable			
	6	Receivables due from officers, directors, trustees, and other disqualified persons (attach schedule) (see instructions)			
	7	Other notes and loans receivable (attach schedule) ▶ _____ Less allowance for doubtful accounts ▶ _____			
	8	Inventories for sale or use			
	9	Prepaid expenses and deferred charges			
	10a	Investments—U S and state government obligations (attach schedule)	386,743	 235,236	242,926
	b	Investments—corporate stock (attach schedule)	1,974,083	 1,781,816	1,955,920
	c	Investments—corporate bonds (attach schedule).		 100,000	112,568
	11	Investments—land, buildings, and equipment basis ▶ _____ 1,003,934 Less accumulated depreciation (attach schedule) ▶ _____	1,003,934	 1,003,934	2,953,000
	12	Investments—mortgage loans			
	13	Investments—other (attach schedule)			
	14	Land, buildings, and equipment basis ▶ _____ Less accumulated depreciation (attach schedule) ▶ _____			
15	Other assets (describe ▶ _____)		 1	 1	
16	Total assets (to be completed by all filers—see the instructions Also, see page 1, item I)	3,385,506	3,247,262	5,390,690	
Liabilities	17	Accounts payable and accrued expenses			
	18	Grants payable			
	19	Deferred revenue			
	20	Loans from officers, directors, trustees, and other disqualified persons			
	21	Mortgages and other notes payable (attach schedule)			
	22	Other liabilities (describe ▶ _____)			
	23	Total liabilities (add lines 17 through 22)		0	
Net Assets or Fund Balances	Foundations that follow SFAS 117, check here ▶ <input type="checkbox"/> and complete lines 24 through 26 and lines 30 and 31.				
	24	Unrestricted			
	25	Temporarily restricted			
	26	Permanently restricted			
	Foundations that do not follow SFAS 117, check here ▶ <input checked="" type="checkbox"/> and complete lines 27 through 31.				
	27	Capital stock, trust principal, or current funds			
	28	Paid-in or capital surplus, or land, bldg , and equipment fund			
	29	Retained earnings, accumulated income, endowment, or other funds	3,385,506	3,247,262	
	30	Total net assets or fund balances (see page 17 of the instructions)	3,385,506	3,247,262	
	31	Total liabilities and net assets/fund balances (see page 17 of the instructions)	3,385,506	3,247,262	

Part III Analysis of Changes in Net Assets or Fund Balances		
1	Total net assets or fund balances at beginning of year—Part II, column (a), line 30 (must agree with end-of-year figure reported on prior year’s return)	1 3,385,506
2	Enter amount from Part I, line 27a	2 -138,239
3	Other increases not included in line 2 (itemize) ▶ _____	3
4	Add lines 1, 2, and 3	4 3,247,267
5	Decreases not included in line 2 (itemize) ▶ 	5 5
6	Total net assets or fund balances at end of year (line 4 minus line 5)—Part II, column (b), line 30	6 3,247,262

Part IV Capital Gains and Losses for Tax on Investment Income

(a) List and describe the kind(s) of property sold (e g , real estate, 2-story brick warehouse, or common stock, 200 shs MLC Co)		(b) How acquired P—Purchase D—Donation	(c) Date acquired (mo , day, yr)	(d) Date sold (mo , day, yr)
1 a	VARIOUS SECURITIES-SEE ATTACHED LIST	P	2013-01-01	2013-12-31
b	VARIOUS SECURITIES-SEE ATTACHED LIST	P	2012-01-01	2013-12-31
c				
d				
e				

(e) Gross sales price	(f) Depreciation allowed (or allowable)	(g) Cost or other basis plus expense of sale	(h) Gain or (loss) (e) plus (f) minus (g)
a 897,314		896,057	1,257
b 57,121		53,674	3,447
c			
d			
e			

Complete only for assets showing gain in column (h) and owned by the foundation on 12/31/69			(l) Gains (Col (h) gain minus col (k), but not less than -0-) or Losses (from col (h))
(i) F M V as of 12/31/69	(j) Adjusted basis as of 12/31/69	(k) Excess of col (i) over col (j), if any	
a			1,257
b			3,447
c			
d			
e			

2 Capital gain net income or (net capital loss)	{ If gain, also enter in Part I, line 7 If (loss), enter -0- in Part I, line 7 }	2	19,536
3 Net short-term capital gain or (loss) as defined in sections 1222(5) and (6) If gain, also enter in Part I, line 8, column (c) (see instructions) If (loss), enter -0- in Part I, line 8		3	1,257

Part V Qualification Under Section 4940(e) for Reduced Tax on Net Investment Income

(For optional use by domestic private foundations subject to the section 4940(a) tax on net investment income)

If section 4940(d)(2) applies, leave this part blank

Was the foundation liable for the section 4942 tax on the distributable amount of any year in the base period? ☐ Yes ☒ No

If "Yes," the foundation does not qualify under section 4940(e) Do not complete this part

1 Enter the appropriate amount in each column for each year, see page 18 of the instructions before making any entries

(a) Base period years Calendar year (or tax year beginning in)	(b) Adjusted qualifying distributions	(c) Net value of noncharitable-use assets	(d) Distribution ratio (col (b) divided by col (c))
2012	249,771	5,433,838	0 045966
2011	220,472	4,157,768	0 053027
2010	180,255	4,149,515	0 043440
2009	226,184	4,086,704	0 055346
2008	253,856	4,218,251	0 060180

2 Total of line 1, column (d).	2	0 257959
3 Average distribution ratio for the 5-year base period—divide the total on line 2 by 5, or by the number of years the foundation has been in existence if less than 5 years	3	0 051592
4 Enter the net value of noncharitable-use assets for 2013 from Part X, line 5.	4	5,385,723
5 Multiply line 4 by line 3.	5	277,860
6 Enter 1% of net investment income (1% of Part I, line 27b).	6	1,763
7 Add lines 5 and 6.	7	279,623
8 Enter qualifying distributions from Part XII, line 4.	8	309,457

If line 8 is equal to or greater than line 7, check the box in Part VI, line 1b, and complete that part using a 1% tax rate See
the Part VI instructions

Part VI Excise Tax Based on Investment Income (Section 4940(a), 4940(b), 4940(e), or 4948—see page 18 of the instructions)		
1a Exempt operating foundations described in section 4940(d)(2), check here <input type="checkbox"/> and enter "N/A" on line 1		
Date of ruling or determination letter _____ (attach copy of letter if necessary—see instructions)		
b Domestic foundations that meet the section 4940(e) requirements in Part V, check here <input checked="" type="checkbox"/> and enter 1% of Part I, line 27b	1	1,763
c All other domestic foundations enter 2% of line 27b. Exempt foreign organizations enter 4% of Part I, line 12, col. (b)		
2 Tax under section 511 (domestic section 4947(a)(1) trusts and taxable foundations only. Others enter -0-)	2	
3 Add lines 1 and 2.	3	1,763
4 Subtitle A (income) tax (domestic section 4947(a)(1) trusts and taxable foundations only. Others enter -0-)	4	
5 Tax based on investment income. Subtract line 4 from line 3. If zero or less, enter -0-	5	1,763
6 Credits/Payments		
a 2013 estimated tax payments and 2012 overpayment credited to 2013	6a	3,513
b Exempt foreign organizations—tax withheld at source	6b	
c Tax paid with application for extension of time to file (Form 8868)	6c	
d Backup withholding erroneously withheld	6d	
7 Total credits and payments. Add lines 6a through 6d.	7	3,513
8 Enter any penalty for underpayment of estimated tax. Check here <input type="checkbox"/> if Form 2220 is attached.	8	
9 Tax due. If the total of lines 5 and 8 is more than line 7, enter amount owed	9	
10 Overpayment. If line 7 is more than the total of lines 5 and 8, enter the amount overpaid	10	1,750
11 Enter the amount of line 10 to be Credited to 2014 estimated tax 1,750 Refunded	11	

Part VII-A Statements Regarding Activities

1a During the tax year, did the foundation attempt to influence any national, state, or local legislation or did it participate or intervene in any political campaign?	1a	Yes	No
b Did it spend more than \$100 during the year (either directly or indirectly) for political purposes (see page 19 of the instructions for definition)? <i>If the answer is "Yes" to 1a or 1b, attach a detailed description of the activities and copies of any materials published or distributed by the foundation in connection with the activities.</i>	1b		No
c Did the foundation file Form 1120-POL for this year?	1c		No
d Enter the amount (if any) of tax on political expenditures (section 4955) imposed during the year: (1) On the foundation <input type="checkbox"/> \$ _____ (2) On foundation managers <input type="checkbox"/> \$ _____			
e Enter the reimbursement (if any) paid by the foundation during the year for political expenditure tax imposed on foundation managers <input type="checkbox"/> \$ _____			
2 Has the foundation engaged in any activities that have not previously been reported to the IRS? <i>If "Yes," attach a detailed description of the activities.</i>	2		No
3 Has the foundation made any changes, not previously reported to the IRS, in its governing instrument, articles of incorporation, or bylaws, or other similar instruments? <i>If "Yes," attach a conformed copy of the changes</i>	3		No
4a Did the foundation have unrelated business gross income of \$1,000 or more during the year?	4a		No
b If "Yes," has it filed a tax return on Form 990-T for this year?	4b		
5 Was there a liquidation, termination, dissolution, or substantial contraction during the year? <i>If "Yes," attach the statement required by General Instruction T.</i>	5		No
6 Are the requirements of section 508(e) (relating to sections 4941 through 4945) satisfied either: • By language in the governing instrument, or • By state legislation that effectively amends the governing instrument so that no mandatory directions that conflict with the state law remain in the governing instrument?	6	Yes	
7 Did the foundation have at least \$5,000 in assets at any time during the year? <i>If "Yes," complete Part II, col. (c), and Part XV.</i>	7	Yes	
8a Enter the states to which the foundation reports or with which it is registered (see instructions) <input type="checkbox"/> IA _____			
b If the answer is "Yes" to line 7, has the foundation furnished a copy of Form 990-PF to the Attorney General (or designate) of each state as required by General Instruction G? <i>If "No," attach explanation.</i>	8b	Yes	
9 Is the foundation claiming status as a private operating foundation within the meaning of section 4942(j)(3) or 4942(j)(5) for calendar year 2013 or the taxable year beginning in 2013 (see instructions for Part XIV)? <i>If "Yes," complete Part XIV</i>	9		No
10 Did any persons become substantial contributors during the tax year? <i>If "Yes," attach a schedule listing their names and addresses.</i>	10		No

Part VII-A

Statements Regarding Activities *(continued)*

11	At any time during the year, did the foundation, directly or indirectly, own a controlled entity within the meaning of section 512(b)(13)? If "Yes," attach schedule (see instructions).	11		No
12	Did the foundation make a distribution to a donor advised fund over which the foundation or a disqualified person had advisory privileges? If "Yes," attach statement (see instructions)	12		No
13	Did the foundation comply with the public inspection requirements for its annual returns and exemption application?	13	Yes	
Website address N/A				
14	The books are in care of TIM PUTNEY Telephone no (319) 627-2191 Located at 101 EAST FOURTH STREET WEST LIBERTY IA ZIP+4 52776			
15	Section 4947(a)(1) nonexempt charitable trusts filing Form 990-PF in lieu of Form 1041 —Check here and enter the amount of tax-exempt interest received or accrued during the year.	15		
16	At any time during calendar year 2013, did the foundation have an interest in or a signature or other authority over a bank, securities, or other financial account in a foreign country?	16	Yes	No
See instructions for exceptions and filing requirements for Form TD F 90-22.1 If "Yes", enter the name of the foreign country				

Part VII-B

Statements Regarding Activities for Which Form 4720 May Be Required

File Form 4720 if any item is checked in the "Yes" column, unless an exception applies.			Yes	No
1a	During the year did the foundation (either directly or indirectly) (1) Engage in the sale or exchange, or leasing of property with a disqualified person? <input type="checkbox"/> Yes <input checked="" type="checkbox"/> No (2) Borrow money from, lend money to, or otherwise extend credit to (or accept it from) a disqualified person?. <input type="checkbox"/> Yes <input checked="" type="checkbox"/> No (3) Furnish goods, services, or facilities to (or accept them from) a disqualified person? <input type="checkbox"/> Yes <input checked="" type="checkbox"/> No (4) Pay compensation to, or pay or reimburse the expenses of, a disqualified person? <input type="checkbox"/> Yes <input checked="" type="checkbox"/> No (5) Transfer any income or assets to a disqualified person (or make any of either available for the benefit or use of a disqualified person)?. <input type="checkbox"/> Yes <input checked="" type="checkbox"/> No (6) Agree to pay money or property to a government official? (Exception. Check "No" if the foundation agreed to make a grant to or to employ the official for a period after termination of government service, if terminating within 90 days). <input type="checkbox"/> Yes <input checked="" type="checkbox"/> No			
b	If any answer is "Yes" to 1a(1)–(6), did any of the acts fail to qualify under the exceptions described in Regulations section 53.4941(d)-3 or in a current notice regarding disaster assistance (see page 20 of the instructions)?. Organizations relying on a current notice regarding disaster assistance check here.	1b		
c	Did the foundation engage in a prior year in any of the acts described in 1a, other than excepted acts, that were not corrected before the first day of the tax year beginning in 2013?.	1c		
2	Taxes on failure to distribute income (section 4942) (does not apply for years the foundation was a private operating foundation defined in section 4942(j)(3) or 4942(j)(5))			
a	At the end of tax year 2013, did the foundation have any undistributed income (lines 6d and 6e, Part XIII) for tax year(s) beginning before 2013?. If "Yes," list the years 20____, 20____, 20____, 20____			
b	Are there any years listed in 2a for which the foundation is not applying the provisions of section 4942(a)(2) (relating to incorrect valuation of assets) to the year's undistributed income? (If applying section 4942(a)(2) to all years listed, answer "No" and attach statement—see instructions).	2b		
c	If the provisions of section 4942(a)(2) are being applied to any of the years listed in 2a, list the years here 20____, 20____, 20____, 20____			
3a	Did the foundation hold more than a 2% direct or indirect interest in any business enterprise at any time during the year?. <input type="checkbox"/> Yes <input checked="" type="checkbox"/> No			
b	If "Yes," did it have excess business holdings in 2013 as a result of (1) any purchase by the foundation or disqualified persons after May 26, 1969, (2) the lapse of the 5-year period (or longer period approved by the Commissioner under section 4943(c)(7)) to dispose of holdings acquired by gift or bequest, or (3) the lapse of the 10-, 15-, or 20-year first phase holding period? (<i>Use Schedule C, Form 4720, to determine if the foundation had excess business holdings in 2013.</i>).	3b		
4a	Did the foundation invest during the year any amount in a manner that would jeopardize its charitable purposes?	4a		No
b	Did the foundation make any investment in a prior year (but after December 31, 1969) that could jeopardize its charitable purpose that had not been removed from jeopardy before the first day of the tax year beginning in 2013?	4b		No

Part VII-B

Statements Regarding Activities for Which Form 4720 May Be Required (continued)

5a	During the year did the foundation pay or incur any amount to			
	(1) Carry on propaganda, or otherwise attempt to influence legislation (section 4945(e))?	<input type="checkbox"/> Yes <input checked="" type="checkbox"/> No		
	(2) Influence the outcome of any specific public election (see section 4955), or to carry on, directly or indirectly, any voter registration drive?	<input type="checkbox"/> Yes <input checked="" type="checkbox"/> No		
	(3) Provide a grant to an individual for travel, study, or other similar purposes?	<input type="checkbox"/> Yes <input checked="" type="checkbox"/> No		
	(4) Provide a grant to an organization other than a charitable, etc , organization described in section 509(a)(1), (2), or (3), or section 4940(d)(2)? (see instructions).	<input type="checkbox"/> Yes <input checked="" type="checkbox"/> No		
	(5) Provide for any purpose other than religious, charitable, scientific, literary, or educational purposes, or for the prevention of cruelty to children or animals?	<input type="checkbox"/> Yes <input checked="" type="checkbox"/> No		
b	If any answer is "Yes" to 5a(1)–(5), did any of the transactions fail to qualify under the exceptions described in Regulations section 53.4945 or in a current notice regarding disaster assistance (see instructions)?		5b	
	Organizations relying on a current notice regarding disaster assistance check here.	<input checked="" type="checkbox"/>		
c	If the answer is "Yes" to question 5a(4), does the foundation claim exemption from the tax because it maintained expenditure responsibility for the grant?	<input type="checkbox"/> Yes <input type="checkbox"/> No		
	If "Yes," attach the statement required by Regulations section 53.4945–5(d).			
6a	Did the foundation, during the year, receive any funds, directly or indirectly, to pay premiums on a personal benefit contract?	<input type="checkbox"/> Yes <input checked="" type="checkbox"/> No		
b	Did the foundation, during the year, pay premiums, directly or indirectly, on a personal benefit contract?		6b	No
	If "Yes" to 6b, file Form 8870.			
7a	At any time during the tax year, was the foundation a party to a prohibited tax shelter transaction?	<input type="checkbox"/> Yes <input checked="" type="checkbox"/> No		
b	If yes, did the foundation receive any proceeds or have any net income attributable to the transaction?		7b	

Part VIII

Information About Officers, Directors, Trustees, Foundation Managers, Highly Paid Employees, and Contractors

1 List all officers, directors, trustees, foundation managers and their compensation (see instructions).				
(a) Name and address	(b) Title, and average hours per week devoted to position	(c) Compensation (If not paid, enter -0-)	(d) Contributions to employee benefit plans and deferred compensation	(e) Expense account, other allowances
PRISCILLA HAESSIG	TRUSTEE	0	0	0
PO BOX 74	0 50			
WESTLIBERTY,IA 52776				
ROBERT CLINE	TRUSTEE	0	0	0
719 N CALHOUN	0 50			
WESTLIBERTY,IA 52776				
TIM PUTNEY	PRESIDENT	0	0	0
PO BOX 78	0 50			
WEST LIBERTY,IA 52776				
2 Compensation of five highest-paid employees (other than those included on line 1—see instructions). If none, enter "NONE."				
(a) Name and address of each employee paid more than \$50,000	(b) Title, and average hours per week devoted to position	(c) Compensation	(d) Contributions to employee benefit plans and deferred compensation	(e) Expense account, other allowances
NONE				
Total number of other employees paid over \$50,000.				

Part VIII

3 Five highest-paid independent contractors for professional services (see instructions). If none, enter "NONE".

NONE

Total number of others receiving over \$50,000 for professional services. ▶

Part IX-A

Expenses

1

Part IX-B

Amount

1 N/A

Total. Add lines 1 through 3

Part X

Minimum Investment Return (All domestic foundations must complete this part. Foreign foundations, see instructions.)

1	Fair market value of assets not used (or held for use) directly in carrying out charitable, etc , purposes		
a	Average monthly fair market value of securities.	1a	2,378,514
b	Average of monthly cash balances.	1b	136,225
c	Fair market value of all other assets (see instructions).	1c	2,953,000
d	Total (add lines 1a, b, and c).	1d	5,467,739
e	Reduction claimed for blockage or other factors reported on lines 1a and 1c (attach detailed explanation).	1e	
2	Acquisition indebtedness applicable to line 1 assets.	2	
3	Subtract line 2 from line 1d.	3	5,467,739
4	Cash deemed held for charitable activities Enter 1 1/2% of line 3 (for greater amount, see instructions).	4	82,016
5	Net value of noncharitable-use assets. Subtract line 4 from line 3 Enter here and on Part V, line 4	5	5,385,723
6	Minimum investment return. Enter 5% of line 5.	6	269,286

Part XI

Distributable Amount (see instructions) (Section 4942(j)(3) and (j)(5) private operating foundations and certain foreign organizations check here ☐ and do not complete this part.)

1	Minimum investment return from Part X, line 6.	1	269,286
2a	Tax on investment income for 2013 from Part VI, line 5.	2a	1,763
b	Income tax for 2013 (This does not include the tax from Part VI).	2b	
c	Add lines 2a and 2b.	2c	1,763
3	Distributable amount before adjustments Subtract line 2c from line 1.	3	267,523
4	Recoveries of amounts treated as qualifying distributions.	4	
5	Add lines 3 and 4.	5	267,523
6	Deduction from distributable amount (see instructions).	6	
7	Distributable amount as adjusted Subtract line 6 from line 5 Enter here and on Part XIII, line 1.	7	267,523

Part XII

Qualifying Distributions (see instructions)

1	Amounts paid (including administrative expenses) to accomplish charitable, etc , purposes		
a	Expenses, contributions, gifts, etc —total from Part I, column (d), line 26.	1a	309,457
b	Program-related investments—total from Part IX-B.	1b	
2	Amounts paid to acquire assets used (or held for use) directly in carrying out charitable, etc , purposes.	2	
3	Amounts set aside for specific charitable projects that satisfy the		
a	Suitability test (prior IRS approval required).	3a	
b	Cash distribution test (attach the required schedule).	3b	
4	Qualifying distributions. Add lines 1a through 3b Enter here and on Part V, line 8, and Part XIII, line 4	4	309,457
5	Foundations that qualify under section 4940(e) for the reduced rate of tax on net investment income Enter 1% of Part I, line 27b (see instructions).	5	1,763
6	Adjusted qualifying distributions. Subtract line 5 from line 4.	6	307,694
Note: The amount on line 6 will be used in Part V, column (b), in subsequent years when calculating whether the foundation qualifies for the section 4940(e) reduction of tax in those years			

Part XIII

Undistributed Income (see instructions)

	(a) Corpus	(b) Years prior to 2012	(c) 2012	(d) 2013
1 Distributable amount for 2013 from Part XI, line 7				267,523
2 Undistributed income, if any, as of the end of 2013				
a Enter amount for 2012 only.			26,180	
b Total for prior years 20____, 20____, 20____				
3 Excess distributions carryover, if any, to 2013				
a From 2008.				
b From 2009.				
c From 2010.				
d From 2011.				
e From 2012.				
f Total of lines 3a through e.				
4 Qualifying distributions for 2013 from Part XII, line 4 ▶ \$ 309,457				
a Applied to 2012, but not more than line 2a			26,180	
b Applied to undistributed income of prior years (Election required—see instructions).				
c Treated as distributions out of corpus (Election required—see instructions).				
d Applied to 2013 distributable amount.				267,523
e Remaining amount distributed out of corpus	15,754			
5 Excess distributions carryover applied to 2013 (If an amount appears in column (d), the same amount must be shown in column (a).)				
6 Enter the net total of each column as indicated below:				
a Corpus Add lines 3f, 4c, and 4e Subtract line 5	15,754			
b Prior years' undistributed income Subtract line 4b from line 2b.				
c Enter the amount of prior years' undistributed income for which a notice of deficiency has been issued, or on which the section 4942(a) tax has been previously assessed.				
d Subtract line 6c from line 6b Taxable amount—see instructions.				
e Undistributed income for 2012 Subtract line 4a from line 2a Taxable amount—see instructions.				
f Undistributed income for 2013 Subtract lines 4d and 5 from line 1 This amount must be distributed in 2014.				0
7 Amounts treated as distributions out of corpus to satisfy requirements imposed by section 170(b)(1)(F) or 4942(g)(3) (see instructions).				
8 Excess distributions carryover from 2008 not applied on line 5 or line 7 (see instructions).				
9 Excess distributions carryover to 2014. Subtract lines 7 and 8 from line 6a.	15,754			
10 Analysis of line 9				
a Excess from 2009.				
b Excess from 2010.				
c Excess from 2011.				
d Excess from 2012.				
e Excess from 2013.	15,754			

Part XIVPrivate Operating Foundations (see instructions and Part VII-A, question 9)

1a

If the foundation has received a ruling or determination letter that it is a private operating foundation, and the ruling is effective for 2013, enter the date of the ruling.

b

Check box to indicate whether the organization is a private operating foundation described in section 4942(j)(3) or 4942(j)(5)

2a	Enter the lesser of the adjusted net income from Part I or the minimum investment return from Part X for each year listed	Tax year	Prior 3 years			(e) Total
		(a) 2013	(b) 2012	(c) 2011	(d) 2010	
b	85% of line 2a					
c	Qualifying distributions from Part XII, line 4 for each year listed					
d	Amounts included in line 2c not used directly for active conduct of exempt activities					
e	Qualifying distributions made directly for active conduct of exempt activities. Subtract line 2d from line 2c					
3	Complete 3a, b, or c for the alternative test relied upon					
a	"Assets" alternative test—enter					
	(1) Value of all assets					
	(2) Value of assets qualifying under section 4942(j)(3)(B)(i)					
b	"Endowment" alternative test— enter 2/3 of minimum investment return shown in Part X, line 6 for each year listed.					
c	"Support" alternative test—enter					
	(1) Total support other than gross investment income (interest, dividends, rents, payments on securities loans (section 512(a)(5)), or royalties).					
	(2) Support from general public and 5 or more exempt organizations as provided in section 4942(j)(3)(B)(iii).					
	(3) Largest amount of support from an exempt organization					
	(4) Gross investment income					

Part XVSupplementary Information (Complete this part only if the organization had \$5,000 or more in assets at any time during the year—see instructions.)

1

Information Regarding Foundation Managers:

a

List any managers of the foundation who have contributed more than 2% of the total contributions received by the foundation before the close of any tax year (but only if they have contributed more than \$5,000) (See section 507(d)(2))

NONE

b

List any managers of the foundation who own 10% or more of the stock of a corporation (or an equally large portion of the ownership of a partnership or other entity) of which the foundation has a 10% or greater interest

NONE

2

Information Regarding Contribution, Grant, Gift, Loan, Scholarship, etc., Programs:

Check here

If the foundation only makes contributions to preselected charitable organizations and does not accept unsolicited requests for funds. If the foundation makes gifts, grants, etc. (see instructions) to individuals or organizations under other conditions, complete items 2a, b, c, and d

a

The name, address, and telephone number or e-mail address of the person to whom applications should be addressed

TIM PUTNEY
101 EAST FOURTH STREET
WEST LIBERTY, IA 52776
(319) 627-2191

b

The form in which applications should be submitted and information and materials they should include

PREPRINTED FORM

c

Any submission deadlines

MEET EVERY CALENDAR QUARTER

d

Any restrictions or limitations on awards, such as by geographical areas, charitable fields, kinds of institutions, or other factors

NET INCOME DISTRIBUTED EACH YEAR FOR CHARITABLE PROJECTS WITHIN THE WEST LIBERTY SCHOOL DISTRICT

Part XV

Supplementary Information (continued)

3 Grants and Contributions Paid During the Year or Approved for Future Payment


Recipient	If recipient is an individual, show any relationship to any foundation manager or substantial contributor	Foundation status of recipient	Purpose of grant or contribution	Amount
Name and address (home or business)				
a Paid during the year See Additional Data Table				
Total			3a	307,179
b Approved for future payment				
Total			3b	

Enter gross amounts unless otherwise indicated

Part XVI-B Relationship of Activities to the Accomplishment of Exempt Purposes

Form **990-PF** (2013)

Form 990PF Part XV Line 3 - Grants and Contributions Paid During the Year or Approved for Future Payment

Recipient	If recipient is an individual, show any relationship to any foundation manager or substantial contributor	Foundation status of recipient	Purpose of grant or contribution	Amount
Name and address (home or business)				
a <i>Paid during the year</i>				
W LIBERTY COMM SCHOOL FOU 203 E 7TH STREET WEST LIBERTY,IA 52776		501(C)(3)	EDUCATIONAL PROGRAMS	50,000
W LIBERTY COMM CENTER 1204 N CALHOUN STREET WEST LIBERTY,IA 52776		501(C)(3)	IMPROVEMENTS	20,000
EULENSPIEGEL PUPPET THEATR 319 N CALHOUN STREET WEST LIBERTY,IA 52776		501(C)(3)	FESTIVAL	3,000
W LIBERTY ARTS COUNCIL 411 E 3RD STREET WEST LIBERTY,IA 52776		501(C)(3)	EDUCATIONAL PROGRAMS	1,100
FIRST CHURCH UNITED 1100 N CALHOUN ST WEST LIBERTY,IA 52776		501(C)(3)	IMPROVEMENTS	25,000
SIMPSON MEMORIAL HOME INC 1000 N MILLER ST WEST LIBERTY,IA 52776		501(C)(3)	EQUIPMENT	50,000
WEST LIBERTY CHAMBER 405 N ELAM STREET WEST LIBERTY,IA 52776		501(C)(3)	IMPROVEMENTS	7,000
W LIBERTY HERITAGE FOUNDATION 407 N ELM STREET WEST LIBERTY,IA 52776		501(C)(3)	IMPROVEMENTS	34,079
NICHOLS FIRE DEPARTMENT 332 MAIN ST NICHOLS,IA 52766		501(C)(3)	EQUIPMENT	70,000
MUSCATINE COUNTY FAIR 101 N CLAY STREET WEST LIBERTY,IA 52776		501(C)(3)	IMPROVEMENTS	5,000
MERCY SERVICES 1401 CREES STREET WEST LIBERTY,IA 52776		501(C)(3)	EDUCATIONAL PROGRAMS	1,000
CITY OF ATALISSA 122 3RD STREET ATALISSA,IA 52720		501(C)(3)	EMERGENCY OUTDOOR SYSTEM	16,000
W LIBERTY ECONOMIC AREA DEVELOPMENT 112 E 3RD STREET WEST LIBERTY,IA 52776		501(C)(3)	LEADERSHIP	25,000
Total  3a				307,179

TY 2013 Accounting Fees Schedule

Name: THE JOSEPH AND EDWARD RYAN MEMORIAL

EIN: 87-0693977

Category	Amount	Net Investment Income	Adjusted Net Income	Disbursements for Charitable Purposes
TAX PREPARATION	1,100			1,100

TY 2013 Compensation Explanation

Name: THE JOSEPH AND EDWARD RYAN MEMORIAL

EIN: 87-0693977

Person Name	Explanation
PRISCILLA HAESSIG	
ROBERT CLINE	
TIM PUTNEY	

Note: To capture the full content of this document, please select landscape mode (11" x 8.5") when printing.

TY 2013 Gain/Loss from Sale of Other Assets Schedule

Name: THE JOSEPH AND EDWARD RYAN MEMORIAL

EIN: 87-0693977

Name	Date Acquired	How Acquired	Date Sold	Purchaser Name	Gross Sales Price	Basis	Basis Method	Sales Expenses	Total (net)	Accumulated Depreciation
		PURCHASE								

**TY 2013 Investments Corporate
Bonds Schedule**

Name: THE JOSEPH AND EDWARD RYAN MEMORIAL
EIN: 87-0693977

Name of Bond	End of Year Book Value	End of Year Fair Market Value
SEE ATTACHED LIST	100,000	112,568

**TY 2013 Investments Corporate
Stock Schedule**

Name: THE JOSEPH AND EDWARD RYAN MEMORIAL
EIN: 87-0693977

Name of Stock	End of Year Book Value	End of Year Fair Market Value
SEE ATTACHED LIST	1,781,816	1,955,920

TY 2013 Investments Government Obligations Schedule

Name: THE JOSEPH AND EDWARD RYAN MEMORIAL

EIN: 87-0693977

**US Government Securities - End of
Year Book Value:**

235,236

**US Government Securities - End of
Year Fair Market Value:**

242,926

**State & Local Government
Securities - End of Year Book
Value:**

**State & Local Government
Securities - End of Year Fair
Market Value:**

TY 2013 Investments - Land Schedule

Name: THE JOSEPH AND EDWARD RYAN MEMORIAL

EIN: 87-0693977

Category/ Item	Cost/Other Basis	Accumulated Depreciation	Book Value	End of Year Fair Market Value
FARM LAND	1,003,934		1,003,934	2,953,000

TY 2013 Legal Fees Schedule

Name: THE JOSEPH AND EDWARD RYAN MEMORIAL

EIN: 87-0693977

Category	Amount	Net Investment Income	Adjusted Net Income	Disbursements for Charitable Purposes
LEGAL-PRIVATE FOUNDATION REQUIRE	1,178			1,178

TY 2013 Other Assets Schedule

Name: THE JOSEPH AND EDWARD RYAN MEMORIAL

EIN: 87-0693977

Description	Beginning of Year - Book Value	End of Year - Book Value	End of Year - Fair Market Value
SEE ATTACHED LIST		1	1

TY 2013 Other Decreases Schedule

Name: THE JOSEPH AND EDWARD RYAN MEMORIAL

EIN: 87-0693977

Description	Amount
ROUNDING	5

TY 2013 Other Expenses Schedule

Name: THE JOSEPH AND EDWARD RYAN MEMORIAL

EIN: 87-0693977

Description	Revenue and Expenses per Books	Net Investment Income	Adjusted Net Income	Disbursements for Charitable Purposes
EXPENSES				
BOARD LIABILITY INSURANCE	318	318		

TY 2013 Other Income Schedule

Name: THE JOSEPH AND EDWARD RYAN MEMORIAL

EIN: 87-0693977

Description	Revenue And Expenses Per Books	Net Investment Income	Adjusted Net Income
MIDWESTONE BANK - GNMA	2,560	2,560	

TY 2013 Other Professional Fees Schedule

Name: THE JOSEPH AND EDWARD RYAN MEMORIAL

EIN: 87-0693977

Category	Amount	Net Investment Income	Adjusted Net Income	Disbursements for Charitable Purposes
FEES AND COMMISSIONS	15,538	15,538		

TY 2013 Taxes Schedule

Name: THE JOSEPH AND EDWARD RYAN MEMORIAL

EIN: 87-0693977

Category	Amount	Net Investment Income	Adjusted Net Income	Disbursements for Charitable Purposes
4940 EXCISE TAX ON INVESTMENT IN	5,100			

Statement of Assets

Symbol	Asset Description	Units/Shares or Face Value	Unit Price	Total Cost	Market Value
010 Common Stock					
AFL	AFLAC INC COM	164 0000	\$66 80	\$7,382 66	\$10 955 20
T	AT&T INC COM	149 0000	\$35 16	\$4,618 05	\$5 238 84
ABT	ABBOTT LABS COM	165 0000	\$38 33	\$3,914 87	\$6 324 45
ABBV	ABBVIE INC COM	165 0000	\$52 81	\$4,289 89	\$8,713 65
ALL	ALLSTATE CORP COM	164 0000	\$54 54	\$4,885 66	\$8,944 56
AXP	AMERICAN EXPRESS	107 0000	\$90 73	\$4,872 83	\$9,708 11
AAPL	APPLE INC COM	16 0000	\$561 02	\$8,295 84	\$8,976 32
BLL	BALL CORP COM	308 0000	\$51 66	\$6,495 84	\$15,911 28
BA	BOEING CO COM	87 0000	\$136 49	\$5,627 77	\$11,874 63
CVS	CVS CAREMARK CORPORATION COM	201 0000	\$71 57	\$6,758 89	\$14 385 57
CVX	CHEVRON CORPORATION COM	137 0000	\$124 91	\$8,895 45	\$17,112 67
CSCO	CISCO SYS INC COM	399 0000	\$22 43	\$9,650 39	\$8 949 57
CMI	CUMMINS INC COM	81 0000	\$140 97	\$7,703 55	\$11,418 57
DHR	DANAHER CORP DEL COM	116 0000	\$77 20	\$5,745 66	\$8,955 20
DRI	DARDEN RESTAURANTS INC COM	121 0000	\$54 37	\$4 695 42	\$6,578 77
DLTR	DOLLAR TREE INC COM	125 0000	\$56 42	\$4,944 60	\$7,052 50
D	DOMINION RES INC VA NEW COM	125 0000	\$64 69	\$7,882 61	\$8,086 25
DUK	DUKE ENERGY CORP NEW COM NEW	124 0000	\$69 01	\$7,207 00	\$8,557 24
EMC	E M C CORP MASS COM	469 0000	\$25 15	\$6 947 18	\$11,795 35
XOM	EXXON MOBIL CORP COM	53 0000	\$101 20	\$4,065 20	\$5,363 60
GE	GENERAL ELEC CO COM	297 0000	\$28 03	\$8,526 08	\$8,324 91
GOOGL	GOOGLE INC CL A COM	6 0000	\$1,120 71	\$3,457 86	\$6,724 26
ITW	ILLINOIS TOOLWORKS	110 0000	\$84 08	\$4,944 43	\$9,248 80
INTC	INTEL CORP COM	327 0000	\$25 96	\$6,917 76	\$8 487 29
IBM	INTERNATIONAL BUSINESS MACHSCOM	80 0000	\$187 57	\$10,392 77	\$15,005 60
JPM	JPMORGAN CHASE & CO COM	302 0000	\$58 48	\$12,465 24	\$17,660 96
JNJ	JOHNSON & JOHNSON COM	116 0000	\$91 59	\$7,251 54	\$10,624 44
KMR	KINDER MORGAN MANAGEMENT LLC SHS	257 0000	\$75 66	\$8,205 19	\$19,444 62
KSS	KOHL'S CORP COM	189 0000	\$56 75	\$9,072 43	\$10,725 75
KRFT	KRAFT FOODS GROUP INC COM	109 0000	\$53 91	\$2,575 90	\$5,876 19
MCD	MCDONALDS CORP COM	134 0000	\$97 03	\$7,416 31	\$13,002 02
MDLZ	MONDELEZ INTL INC CL A	329 0000	\$35 30	\$4,904 82	\$11 613 70
NOV	NATIONAL OILWELL VARCO INC	37 0000	\$79 53	\$2,708 01	\$2,942 61
ORLY	O REILLY AUTOMOTIVE INC NEW COM	65 0000	\$128 71	\$3,871 23	\$8,366 15
ORCL	ORACLE SYSTEMS CORPORATION	357 0000	\$38 26	\$6,218 12	\$13 658 82
PEP	PEPSICO INCORPORATED	158 0000	\$82 94	\$10,337 34	\$13,104 52
PG	PROCTER & GAMBLE CO COM	190 0000	\$81 41	\$10,261 27	\$15 467 90
TGT	TARGET CORP COM	151 0000	\$63 27	\$7,716 56	\$9,553 77
MMM	3M CO COM	41 0000	\$140 25	\$3,025 05	\$5,750 25
USB	US BANCORP DEL COM NEW	224 0000	\$40 40	\$7,259 60	\$9,049 60
VAR	VARIAN MED SYS INC COM	144 0000	\$77 69	\$6 390 64	\$11,187 36
PAY	VERIFONE SYS INC COM	76 0000	\$26 82	\$3,284 24	\$2 038 32
VZ	VERIZON COMMUNICATIONS INC COM	118 0000	\$49 14	\$3,459 67	\$5,798 52
WFC	WELLS FARGO & CO NEW COM	289 0000	\$45 40	\$9,730 65	\$13,120 60
WDC	WESTERN DIGITAL CORP COM	146 0000	\$83 90	\$2,502 44	\$12,249 40
			Total	\$285,774 51	\$453,928 69

020 Preferred Stock



PO Box 1700
Iowa City, IA 52244-1700

For the Account of:

Account Number 007653

THE JOSEPH AND EDWARD RYAN
MEMORIAL INV AGENCY

From 12/1/2013 To 12/31/2013

Symbol	Asset Description	Units/Shares or Face Value	Unit Price	Total Cost	Market Value
USB PO	US BANCORP 5.15% PFD SERIES H NON-CUM PERPETL	4,000 0000	\$19 97	\$100,000 00	\$79,880 00
Total				\$100,000 00	\$79,880 00
035 American Depository Receipts					
ACN	ACCENTURE PLC IRELAND SHS CLASS A	124 0000	\$82 22	\$5,980 93	\$10 195 28
COV	COVIDIEN PLC SHS	148 0000	\$68 10	\$7,780 51	\$10 078 80
Total				\$13,761 44	\$20,274 08
040 Equity Mutual Funds					
ARTQX	ARTISAN FDS INC MIDCP VALU INV	980 6960	\$27 00	\$21,409 25	\$26,478 78
DEVIX	DELAWARE GROUP VALUE FD INC SML CP VAL INS	594 6370	\$54 90	\$24,249 30	\$32,645 57
DODFX	DODGE & COX INTERNATIONAL FUND	584 1950	\$43 04	\$20,159 49	\$25,143.75
JSMGX	JANUS INVT FD TRITON FD I SHS	1,416 7840	\$23 81	\$26,206.45	\$33,733 63
MG0YX	MUNDER SER TR MDCAP COR GR Y	1 475 8660	\$43.00	\$45,545 69	\$63,462.24
ODVYX	OPPENHEIMER DEVELOPING MARKETS FUND - Y	838 5300	\$37 56	\$26,783 37	\$31,495 18
Total				\$164,353 55	\$212,959 15
200 Corporate Bonds					
00206RAJ1	AT&T INC NOTE 5 500% 2/01/18	100,000 0000	\$112 57	\$100,000 00	\$112 568 00
Total				\$100,000 00	\$112,568 00
305 Fixed Income Mutual Fund					
EIFAX	EATON VANCE FLOATING RATE ADVANTAGE FUND CL I	11,279 4140	\$11 20	\$125,991 04	\$126,329 44
FIHBX	FEDERATED INSTL TR HI YIELD BD	7 342 7350	\$10 21	\$74,625 64	\$74 969 32
PDMIX	PIMCO GNMA FUND INSTITUTIONAL CLASS	5 436 8210	\$10 97	\$63,875 79	\$59,641 93
PIMIX	PIMCO INCOME FUND INSTITUTIONAL CLASS	4,892 8580	\$12 26	\$59,986 45	\$59 986 44
VFIJX	VANGUARD FIXED INCOME SECS FGNMA FD ADMRL	19 613 8410	\$10 42	\$213,692.21	\$204,376 23
VFIDX	VANGUARD INTERMEDIATE TERM INVESTMENT GRADE FD	30,957 5080	\$9 67	\$314,999 98	\$299,359 10
VFSUX	VANGUARD SHORT TERM INVESTMENT GRADE FD	34,038 8380	\$10 70	\$364,755 59	\$364,215 57
Total				\$1 217,926 70	\$1,188,878 03
440 U S Government Agency Obligations					
38377GG37	GNMA 4 50% 1/20/2040	162,422 8600	\$101 57	\$163,235 01	\$164,973 66
Total				\$163,235 01	\$164 973 66
441 U S Government Agency Pooled Oblig					
31395C3W9	FHLMC POOL #2822 5 00% 07/15/19	27 929 8500	\$106 85	\$27,929 85	\$29,844 01
36200MWL3	GNMA POOL #604651 5 00% 09/15/33	21,759 4900	\$109.48	\$21,718 44	\$23,823 16
36291K5T0	GNMA POOL #630958 6.00% 06/15/34	21,832 6300	\$111 23	\$22,352 52	\$24 285 09
Total				\$72,000 81	\$77,952 26
500 Money Market Funds					
GOTXX	FCM-#636 GOVT TX-MGD	96,166 7700	\$1 00	\$96,166.77	\$96 166 77
Total				\$96,166 77	\$96,166 77
601 Real Estate - Income Producing					
569005994	JOHNSON COUNTY FARM	1 0000	\$1,608,000 00	\$1 003 934 00	\$1,608,000 00

* All or part of value is unknown



MidWestOne

Wealth Management

PO Box 1700
Iowa City, IA 52244-1700

For the Account of:

Account Number: **007653**

**THE JOSEPH AND EDWARD RYAN
MEMORIAL INV AGENCY**

From 12/1/2013 To 12/31/2013

Symbol	Asset Description	Units/Shares or Face Value	Unit Price	Total Cost	Market Value
			Total:	\$1,003,934.00	\$1,608,000.00
686 Insurance Policies -					
Miscellaneous					
711001990	DIRECTOR/OFFICER INSURANCE POLICY BCP 869 49 50	1.0000	\$0.00	\$1.00	\$1.00
			Total:	\$1.00	\$1.00
Cash					
				\$0.00	\$0.00
Grand Total				\$3,217,153.79	\$4,015,581.64

Ex-Dividends \$1,731.24
Accrued Income \$2,700.85
\$4,020,013.73

Cash ① 1,003,934.00 (1,003,934.00)
 From ② 1,000,000.00 (1,000,000.00)
 1/1/13 - 12/31/13 (1,000,000.00) (1,000,000.00)
 Cash ③ 1,000,000.00 (1,000,000.00)
 Other ④ 1.00 1.00

1/1/13 Cash ① 1,003,934.00 (1,003,934.00)
 1/1/13 From ② 1,000,000.00 (1,000,000.00)
 1/1/13 - 12/31/13 (1,000,000.00) (1,000,000.00)
 1/1/13 Cash ③ 1,000,000.00 (1,000,000.00)
 1/1/13 Other ④ 1.00 1.00
 Total 3,217,153.79 4,015,581.64

* All or part of value is unknown

Tax Worksheet

Account 007653

THE JOSEPH AND EDWARD RYAN MEMORIAL INV AGENCY

From 1/1/2013 To 12/31/2013 Tax Year 2013



Total for CAPITAL GAIN - LONG TERM	0.0000	\$14,831.96	\$0.00
------------------------------------	--------	-------------	--------

Totals of Transactions Mapped to Box 2a	0.0000	\$14,831.96	\$0.00
---	--------	-------------	--------

Capital Gains Totals

Total Short Term Gains*	\$1,674.68
Total Long Term Gains	\$14,831.96
Total 5 Year Gains*	\$0.00

1099B

Box 2a

Trade Date Settle Date	Transaction Description	Reg Code	Units	Cash Change	Investment Change	Gain/Loss Acq Date	Term
620-000	SALE OF ASSET						
001055102	AFLAC INC COM						
11/14/2013	SALE OF ASSET AFLAC INC COM	BNY	(25.0000)	\$1,660.22	(\$1,130.15)	\$530.07	Long
11/19/2013						1/8/2009	
Totals For	AFLAC INC COM		(25.0000)	\$1,660.22	(\$1,130.15)	\$530.07	
097023105	BOEING CO COM						
6/7/2013	SOLD 22 @101.9394 ON 06/07/2013	BNY	(22.0000)	\$2,241.31	(\$2,148.18)	\$93.13	Long
6/12/2013	BOEING CO COM					11/7/2007	
6/7/2013	SOLD 37 @101.9394 ON 06/07/2013	BNY	(37.0000)	\$3,769.47	(\$3,408.36)	\$361.11	Long
6/12/2013	BOEING CO COM					11/27/2007	
11/15/2013	SALE OF ASSET BOEING CO COM	BNY	(20.0000)	\$2,718.15	(\$1,842.36)	\$875.79	Long
11/20/2013						11/27/2007	
Totals For	BOEING CO COM		(79.0000)	\$8,728.93	(\$7,398.90)	\$1,330.03	
126650100	CVS CAREMARK CORPORATION COM						
12/13/2013	SALE OF ASSET CVS CAREMARK CORPORATION COM	BNY	(75.0000)	\$5,048.91	(\$2,467.43)	\$2,581.48	Long
12/18/2013						1/6/2010	
Totals For	CVS CAREMARK CORPORATION COM		(75.0000)	\$5,048.91	(\$2,467.43)	\$2,581.48	
256206103	DODGE & COX INTERNATIONAL FUND						
3/6/2013	SOLD 167.092 @36.13 ON 03/06/2013	5TH - 3RD	(167.0920)	\$6,037.00	(\$3,360.22)	\$2,676.78	Long
3/7/2013	DODGE & COX INTERNATIONAL FUND					3/26/2009	
Totals For	DODGE & COX INTERNATIONAL FUND		(167.0920)	\$6,037.00	(\$3,360.22)	\$2,676.78	
30161N101	EXELON CORP COM						
10/2/2013	SOLD 43 @29.7962 ON 10/02/2013	BNY	(43.0000)	\$1,278.63	(\$1,439.64)	(\$161.01)	Long
10/7/2013	EXELON CORP COM					6/23/2004	
10/2/2013	SOLD 63 @29.7962 ON 10/02/2013	BNY	(63.0000)	\$1,873.35	(\$2,661.94)	(\$788.59)	Long
10/7/2013	EXELON CORP COM					12/10/2004	
10/2/2013	SOLD 11 @29.7962 ON 10/02/2013	BNY	(11.0000)	\$327.09	(\$464.78)	(\$137.69)	Long
10/7/2013	EXELON CORP COM					12/10/2004	
10/2/2013	SOLD 63 @29.7962 ON 10/02/2013	BNY	(63.0000)	\$1,873.35	(\$3,274.09)	(\$1,400.74)	Long
10/7/2013	EXELON CORP COM					9/17/2009	

Tax Worksheet

Account 007653

THE JOSEPH AND EDWARD RYAN MEMORIAL INV AGENCY

From 1/1/2013 To 12/31/2013 Tax Year 2013



Trade Date Settle Date	Transaction Description	Reg Code	Units	Cash Change	Investment Change	Gain/Loss Acq Date	Term
620-000	SALE OF ASSET						
Totals For	EXELON CORP COM		(180 0000)	\$5,352.42	(\$7,840.45)	(\$2,488 03)	
31394XER3	FHLMC 5 50% 04/15/34						
1/15/2013	PRINCIPAL ON 37802 18 PAR VALUE	BNY	(20 936 3700)	\$20,936 37	(\$20,988 71)	(\$52.34)	Long
1/15/2013	FHLMC 5 50% 04/15/34					9/14/2009	
2/15/2013	PRINCIPAL ON 16865 81 PAR VALUE	BNY	(16,865 8100)	\$16,865 81	(\$16,907 97)	(\$42.16)	Long
2/15/2013	FHLMC 5 50% 04/15/34					9/14/2009	
Totals For	FHLMC 5 50% 04/15/34		(37,802 1800)	\$37,802.18	(\$37,896 68)	(\$94 50)	
31395C3W9	FHLMC POOL #2822 5.00% 07/15/19						
1/15/2013	PRINCIPAL ON 47757 27 PAR VALUE	BNY	(1 933 3200)	\$1 933 32	(\$1 933 32)	\$0 00	
1/15/2013	FHLMC POOL #2822 5 00% 07/15/19						
2/15/2013	PRINCIPAL ON 45823 95 PAR VALUE	BNY	(2 489 6400)	\$2 489 64	(\$2,489 64)	\$0 00	
2/15/2013	FHLMC POOL #2822 5 00% 07/15/19						
3/15/2013	PRINCIPAL ON 43334 31 PAR VALUE	BNY	(1 623 2000)	\$1 623 20	(\$1 623 20)	\$0.00	
3/15/2013	FHLMC POOL #2822 5 00% 07/15/19						
4/15/2013	PRINCIPAL ON 41711 11 PAR VALUE	BNY	(1,489 8800)	\$1,489 88	(\$1 489 88)	\$0 00	
4/15/2013	FHLMC POOL #2822 5 00% 07/15/19						
5/15/2013	PRINCIPAL ON 40221 23 PAR VALUE	BNY	(1 985 6800)	\$1,985 68	(\$1 985 68)	\$0 00	
5/15/2013	FHLMC POOL #2822 5 00% 07/15/19						
6/17/2013	PRINCIPAL ON 38235 55 PAR VALUE	BNY	(1 814 7200)	\$1 814 72	(\$1,814 72)	\$0 00	
6/17/2013	FHLMC POOL #2822 5 00% 07/15/19						
7/15/2013	PRINCIPAL ON 36420 83 PAR VALUE	BNY	(1 845 4800)	\$1 845 48	(\$1 845 48)	\$0.00	
7/15/2013	FHLMC POOL #2822 5 00% 07/15/19						
8/15/2013	PRINCIPAL ON 34575 35 PAR VALUE	BNY	(1 565 8700)	\$1,565 87	(\$1 565 87)	\$0 00	
8/15/2013	FHLMC POOL #2822 5 00% 07/15/19						
9/16/2013	PRINCIPAL ON 33009 48 PAR VALUE	BNY	(1 627 6000)	\$1 627 60	(\$1,627 60)	\$0 00	
9/16/2013	FHLMC POOL #2822 5 00% 07/15/19						
10/15/2013	PRINCIPAL ON 31381 88 PAR VALUE	BNY	(1,454 8500)	\$1,454 85	(\$1,454 85)	\$0 00	
10/15/2013	FHLMC POOL #2822 5 00% 07/15/19						
Totals For	FHLMC POOL #2822 5 00% 07/15/19		(17,830 2400)	\$17,830 24	(\$17,830 24)	\$0 00	
31420B300	FEDERATED INSTL TR HI YIELD BD						
3/6/2013	SOLD 8466 105 @10 29 ON 03/06/2013	IBAK & CO	(6 466 1050)	\$66 536 21	(\$61 428 00)	\$5,108 21	Long
3/7/2013	FEDERATED INSTL TR HI YIELD BD					9/12/2011	
3/6/2013	SOLD 1540 437 @10 29 ON 03/06/2013	IBAK & CO	(1,540 4370)	\$15 851 10	(\$15,635 44)	\$215.66	Long
3/7/2013	FEDERATED INSTL TR HI YIELD BD					5/19/2011	
3/6/2013	SOLD 1480 75 @10 29 ON 03/06/2013	IBAK & CO	(1,480 7500)	\$15,236 92	(\$15 000 00)	\$236 92	Long
3/7/2013	FEDERATED INSTL TR HI YIELD BD					5/24/2011	
3/6/2013	SOLD 700 70 @10 29 ON 03/06/2013	IBAK & CO	(700 7000)	\$7 210 20	(\$7,000 00)	\$210 20	Long
3/7/2013	FEDERATED INSTL TR HI YIELD BD					7/13/2011	
3/6/2013	SOLD 1244 813 @10 29 ON 03/06/2013	IBAK & CO	(1 244 8130)	\$12 809 13	(\$12,000 00)	\$809.13	Long
3/7/2013	FEDERATED INSTL TR HI YIELD BD					1/13/2012	
10/17/2013	SOLD 1197 446 @10 18 ON 10/17/2013	IBAK & CO	(1,197 4460)	\$12 190 00	(\$11 974 46)	\$215 54	Long
10/18/2013	FEDERATED INSTL TR HI YIELD BD					5/4/2012	

* Accrued Interest Purchased with No Interest Payment Match

Printed 2/10/2014 9 26 18AM

Page 40 of 58

Tax Worksheet

Account 007653

THE JOSEPH AND EDWARD RYAN MEMORIAL INV AGENCY

From 1/1/2013 To 12/31/2013 Tax Year 2013



Trade Date Settle Date	Transaction Description	Reg Code	Units	Cash Change	Investment Change	Gain/Loss Acq Date	Term
620-000	SALE OF ASSET						
10/23/2013	SALE OF ASSET FEDERATED INSTL TR	IBAK & CO	(488 2810)	\$5 000 00	(\$4 882 81)	\$117.19	Long
10/24/2013	HI YIELD BD HI YIELD BD					5/4/2012	
12/18/2013	SALE OF ASSET FEDERATED INSTL TR	IBAK & CO	(980 3920)	\$10,000 00	(\$9 803 92)	\$196.08	Long
12/19/2013	HI YIELD BD					5/4/2012	
Totals For:	FEDERATED INSTL TR HI YIELD BD		(14,098 9240)	\$144,833.56	(\$137,724 63)	\$7,108 93	
31429A105	FEDERATED TOTAL RETURN GOVT BOND FUND IS						
9/26/2013	SOLD 1015 228 @11 04 ON 09/26/2013	IBAK & CO	(1,015 2280)	\$11 208 12	(\$12 000 00)	(\$791.88)	Long
9/27/2013	FEDERATED TOTAL RETURN GOVT BOND FUND IS					1/13/2012	
9/26/2013	SOLD 2175 805 @11 04 ON 09/26/2013	IBAK & CO	(2,175 8050)	\$24,020 89	(\$25 000 00)	(\$979.11)	Long
9/27/2013	FEDERATED TOTAL RETURN GOVT BOND FUND IS					7/13/2011	
9/26/2013	SOLD 2536 718 @11 04 ON 09/26/2013	IBAK & CO	(2,536 7180)	\$28 005 37	(\$28,943 95)	(\$938 58)	Long
9/27/2013	FEDERATED TOTAL RETURN GOVT BOND FUND IS					5/24/2011	
Totals For:	FEDERATED TOTAL RETURN GOVT BOND FUND IS		(5,727 7510)	\$63,234 38	(\$65,943 95)	(\$2,709.57)	
36200MWL3	GNMA POOL #604651 5 00% 09/15/33						
1/15/2013	PRINCIPAL ON 32322 95 PAR VALUE	BNY	(1 108 5200)	\$1,108 52	(\$1 106 44)	\$2 08	Long
1/15/2013	GNMA POOL #604651 5 00% 09/15/33					2/5/2004	
2/15/2013	PRINCIPAL ON 31214 43 PAR VALUE	BNY	(929 6800)	\$929 68	(\$927 94)	\$1 74	Long
2/15/2013	GNMA POOL #604651 5 00% 09/15/33					2/5/2004	
3/15/2013	PRINCIPAL ON 30284 75 PAR VALUE	BNY	(842 6400)	\$842 64	(\$841 06)	\$1 58	Long
3/15/2013	GNMA POOL #604651 5 00% 09/15/33					2/5/2004	
4/15/2013	PRINCIPAL ON 29442 11 PAR VALUE	BNY	(1 787 9900)	\$1 787 99	(\$1,784 64)	\$3.35	Long
4/15/2013	GNMA POOL #604651 5 00% 09/15/33					2/5/2004	
5/15/2013	PRINCIPAL ON 27654 12 PAR VALUE	BNY	(1 204 9200)	\$1,204 92	(\$1,202 66)	\$2 26	Long
5/15/2013	GNMA POOL #604651 5 00% 09/15/33					2/5/2004	
6/17/2013	PRINCIPAL ON 26449 2 PAR VALUE	BNY	(876 9400)	\$876 94	(\$875 30)	\$1 64	Long
6/17/2013	GNMA POOL #604651 5 00% 09/15/33					2/5/2004	
7/15/2013	PRINCIPAL ON 25572 26 PAR VALUE	BNY	(1 594 4000)	\$1,594 40	(\$1,591 41)	\$2 99	Long
7/15/2013	GNMA POOL #604651 5 00% 09/15/33					2/5/2004	
8/15/2013	PRINCIPAL ON 23977 86 PAR VALUE	BNY	(782 8400)	\$782 84	(\$781 37)	\$1 47	Long
8/15/2013	GNMA POOL #604651 5 00% 09/15/33					2/5/2004	
9/16/2013	PRINCIPAL ON 23195 02 PAR VALUE	BNY	(468 8400)	\$468 84	(\$467 96)	\$0 88	Long
9/16/2013	GNMA POOL #604651 5 00% 09/15/33					2/5/2004	
10/15/2013	PRINCIPAL ON 22726 18 PAR VALUE	BNY	(642 6800)	\$642 68	(\$641 48)	\$1 20	Long
10/15/2013	GNMA POOL #604651 5 00% 09/15/33					2/5/2004	
Totals For:	GNMA POOL #604651 5 00% 09/15/33		(10,239.4500)	\$10,239 45	(\$10,220 26)	\$19 19	
36291K5T0	GNMA POOL #630958 6 00% 06/15/34						
1/15/2013	PRINCIPAL ON 28289 92 PAR VALUE	BNY	(68 0400)	\$68 04	(\$69 66)	(\$1 62)	Long
1/15/2013	GNMA POOL #630958 6 00% 06/15/34					6/25/2004	
2/15/2013	PRINCIPAL ON 28221 88 PAR VALUE	BNY	(68 5500)	\$68 55	(\$70 18)	(\$1.63)	Long
2/15/2013	GNMA POOL #630958 6 00% 06/15/34					6/25/2004	

* Accrued Interest Purchased with No Interest Payment Match

Printed 2/10/2014 9 26 18AM

Page 41 of 58

Tax Worksheet

Account 007653

THE JOSEPH AND EDWARD RYAN MEMORIAL INV AGENCY

From 1/1/2013 To 12/31/2013 Tax Year 2013



Trade Date Settle Date	Transaction Description	Reg Code	Units	Cash Change	Investment Change	Gain/Loss Acq Date	Term
620-000 SALE OF ASSET							
3/15/2013	PRINCIPAL ON 28153 33 PAR VALUE	BNY	(69 4200)	\$69 42	(\$71 07)	(\$1 65)	Long
3/15/2013	GNMA POOL #630958 6 00% 06/15/34					6/25/2004	
4/15/2013	PRINCIPAL ON 28093 91 PAR VALUE	BNY	(69 1600)	\$69 16	(\$70 80)	(\$1 64)	Long
4/15/2013	GNMA POOL #630958 6 00% 06/15/34					6/25/2004	
5/15/2013	PRINCIPAL ON 28014 75 PAR VALUE	BNY	(77 1600)	\$77 16	(\$78 99)	(\$1 83)	Long
5/15/2013	GNMA POOL #630958 6 00% 06/15/34					6/25/2004	
6/17/2013	PRINCIPAL ON 27937 59 PAR VALUE	BNY	(63 4500)	\$63 45	(\$64 96)	(\$1 51)	Long
6/17/2013	GNMA POOL #630958 6 00% 06/15/34					6/25/2004	
7/15/2013	PRINCIPAL ON 27874 14 PAR VALUE	BNY	(71 5200)	\$71 52	(\$73 22)	(\$1 70)	Long
7/15/2013	GNMA POOL #630958 6 00% 06/15/34					6/25/2004	
8/15/2013	PRINCIPAL ON 27802 62 PAR VALUE	BNY	(71 9100)	\$71 91	(\$73 62)	(\$1 71)	Long
8/15/2013	GNMA POOL #630958 6 00% 06/15/34					6/25/2004	
9/16/2013	PRINCIPAL ON 27730 71 PAR VALUE	BNY	(72 3000)	\$72 30	(\$74 02)	(\$1 72)	Long
9/16/2013	GNMA POOL #630958 6 00% 06/15/34					6/25/2004	
10/15/2013	PRINCIPAL ON 27658 41 PAR VALUE	BNY	(80 3800)	\$80 38	(\$82 29)	(\$1 91)	Long
10/15/2013	GNMA POOL #630958 6 00% 06/15/34					6/25/2004	
Totals For:	GNMA POOL #630958 6 00% 06/15/34		(711 8900)	\$711.89	(\$728.81)	(\$16.92)	
38141W398 GOLDMAN SACHS MID CAP VALUE TRUST							
3/6/2013	SOLD 19 373 @43 36 ON 03/06/2013	5TH - 3RD	(19 3730)	\$840 00	(\$636 79)	\$203.21	Long
3/7/2013	GOLDMAN SACHS MID CAP VALUE TRUST					10/19/2010	
12/5/2013	SALE OF ASSET GOLDMAN SACHS MID	5TH - 3RD	(77 2900)	\$3 305 69	(\$2 540 52)	\$765.17	Long
12/6/2013	CAP VALUE TRUST					10/19/2010	
12/5/2013	SALE OF ASSET GOLDMAN SACHS MID	5TH - 3RD	(93 1100)	\$3 982 31	(\$3,500 00)	\$482.31	Long
12/6/2013	CAP VALUE TRUST					8/10/2012	
Totals For:	GOLDMAN SACHS MID CAP VALUE TRUST		(189.7730)	\$8,128.00	(\$6,677.31)	\$1,450 69	
38377GG37 GNMA 4 50% 1/20/2040							
1/22/2013	PRINCIPAL ON 238670 82 PAR VALUE	BNY	(871 7100)	\$871 71	(\$876 07)	(\$4 36)	Long
1/22/2013	GNMA 4 50% 1/20/2040					6/24/2010	
2/20/2013	PRINCIPAL ON 237799 11 PAR VALUE	BNY	(0 2900)	\$0 29	(\$0 29)	\$0 00	
2/20/2013	GNMA 4 50% 1/20/2040						
3/20/2013	PRINCIPAL ON 237798 82 PAR VALUE	BNY	(0 2900)	\$0 29	(\$0 29)	\$0 00	
3/20/2013	GNMA 4 50% 1/20/2040						
4/22/2013	PRINCIPAL ON 237798 53 PAR VALUE	BNY	(4,537 7500)	\$4,537 75	(\$4,560 44)	(\$22 69)	Long
4/22/2013	GNMA 4 50% 1/20/2040					6/24/2010	
5/20/2013	PRINCIPAL ON 233260 78 PAR VALUE	BNY	(39 036 8400)	\$39,036 84	(\$39 232 03)	(\$195.19)	Long
5/20/2013	GNMA 4 50% 1/20/2040					6/24/2010	
6/20/2013	PRINCIPAL ON 194223 94 PAR VALUE	BNY	(5,383 5200)	\$5 383 52	(\$5 410 44)	(\$26 92)	Long
6/20/2013	GNMA 4 50% 1/20/2040					6/24/2010	
7/22/2013	PRINCIPAL ON 188840 42 PAR VALUE	BNY	(7 538 9300)	\$7 538 93	(\$7 576 63)	(\$37 70)	Long
7/22/2013	GNMA 4 50% 1/20/2040					6/24/2010	
8/20/2013	PRINCIPAL ON 181301 49 PAR VALUE	BNY	(8,134 6800)	\$8 134 68	(\$8 175 35)	(\$40.67)	Long
8/20/2013	GNMA 4 50% 1/20/2040					6/24/2010	

* Accrued Interest Purchased with No Interest Payment Match

Printed 2/10/2014 9 26 18AM

Tax Worksheet

Account 007653

THE JOSEPH AND EDWARD RYAN MEMORIAL INV AGENCY

From 1/1/2013 To 12/31/2013 Tax Year 2013



Trade Date Settle Date	Transaction Description	Reg Code	Units	Cash Change	Investment Change	Gain/Loss Acq Date	Term
620-000	SALE OF ASSET						
9/20/2013	PRINCIPAL ON 173166 81 PAR VALUE	BNY	(7 308 4200)	\$7 308 42	(\$7,344 96)	(\$36.54)	Long
9/20/2013	GNMA 4 50% 1/20/2040					6/24/2010	
Totals For	GNMA 4 50% 1/20/2040		(72,812 4300)	\$72,812 43	(\$73,176 50)	(\$364.07)	
441060100	HOSPIRA INC COM						
4/26/2013	SOLD 53 @32 3214 ON 04/26/2013	BNY	(53 0000)	\$1 709 82	(\$2,173 11)	(\$463 29)	Long
5/1/2013	HOSPIRA INC COM					5/14/2008	
4/26/2013	SOLD 119 @32 3214 ON 04/26/2013	BNY	(119 0000)	\$3 839 02	(\$3 696 93)	\$142.09	Long
5/1/2013	HOSPIRA INC COM					4/7/2009	
4/26/2013	SOLD 20 @32 3214 ON 04/26/2013	BNY	(20 0000)	\$645 21	(\$1 029 00)	(\$383 79)	Long
5/1/2013	HOSPIRA INC COM					2/17/2010	
Totals For	HOSPIRA INC COM		(192.0000)	\$6,194 05	(\$5,899 04)	(\$704 99)	
49455U100	KINDER MORGAN MANAGEMENT LLC SHS						
2/25/2013	SOLD 0 825 @81 8704 ON 02/25/2013	BNY	(0 8250)	\$67 49	(\$25 85)	\$41.64	Long
2/28/2013	KINDER MORGAN MANAGEMENT LLC SHS					1/23/2009	
5/21/2013	SOLD 0 642 @87 01 ON 05/21/2013	BNY	(0 6420)	\$55 82	(\$20 12)	\$35 70	Long
5/24/2013	KINDER MORGAN MANAGEMENT LLC SHS					1/23/2009	
8/19/2013	SOLD 0 926 @79 17 ON 08/19/2013	BNY	(0 9260)	\$73 25	(\$29 02)	\$44.23	Long
8/22/2013	KINDER MORGAN MANAGEMENT LLC SHS					1/23/2009	
11/27/2013	SALE OF ASSET KINDER MORGAN MANAGEMENT LLC SHS	BNY	(0 4550)	\$34 58	(\$14 26)	\$20.32	Long
12/3/2013						1/23/2009	
Totals For	KINDER MORGAN MANAGEMENT LLC SHS		(2 8480)	\$231.14	(\$89 25)	\$141 89	
626124242	MUNDER SER TR MDCAP COR GR Y						
3/6/2013	SOLD 53 494 @36 06 ON 03/06/2013	5TH - 3RD	(53 4940)	\$1 929 00	(\$1 427 22)	\$501 78	Long
3/7/2013	MUNDER SER TR MDCAP COR GR Y					8/14/2008	
Totals For	MUNDER SER TR MDCAP COR GR Y		(53 4940)	\$1,929 00	(\$1,427 22)	\$501 78	
683974505	OPPENHEIMER DEVELOPING MARKETS FUND - Y						
3/6/2013	SOLD 286 782 @35 33 ON 03/06/2013	5TH - 3RD	(286 7820)	\$10,132 00	(\$8,440 00)	\$1,692 00	Long
3/7/2013	OPPENHEIMER DEVELOPING MARKETS FUND - Y					4/27/2010	
Totals For	OPPENHEIMER DEVELOPING MARKETS FUND - Y		(286 7820)	\$10,132 00	(\$8,440.00)	\$1,692.00	
693391450	PIMCO GNMA FUND INSTITUTIONAL CLASS						
3/6/2013	RDMD 5335 01 @ 11 54 PIMCO GNMA FUND INSTITUTIONAL CLASS	5TH - 3RD	(5 335 0100)	\$61 566 00	(\$62 846 43)	(\$1,280 43)	Long
3/7/2013						2/10/2012	
10/24/2013	SALE OF ASSET PIMCO GNMA FUND INSTITUTIONAL CLASS INSTITUTIONAL CLASS	5TH - 3RD	(446 0310)	\$5 000 00	(\$5,277 78)	(\$277.78)	Long
10/24/2013						2/10/2012	
Totals For	PIMCO GNMA FUND INSTITUTIONAL CLASS		(5,781 0410)	\$66,566 00	(\$68,124 21)	(\$1,558 21)	
922031794	VANGUARD FIXED INCOME SECS FGNMA FD ADMRL						

* Accrued Interest Purchased with No Interest Payment Month

Printed 2/10/2014 9 26 18AM

Page 43 of 58

Tax Worksheet

Account 007653

THE JOSEPH AND EDWARD RYAN MEMORIAL INV AGENCY

From 1/1/2013 To 12/31/2013 Tax Year 2013



Trade Date Settle Date	Transaction Description	Reg Code	Units	Cash Change	Investment Change	Gain/Loss Acq Date	Term
620-000 SALE OF ASSET							
3/1/2013	SOLD 5413 603 @10 88 ON 03/01/2013	5TH - 3RD	(5,413 6030)	\$58,900 00	(\$59,982 72)	(\$1,082 72)	Long
3/4/2013	VANGUARD FIXED INCOME SECS FGNMA FD ADMRL ADMRL					2/10/2012	
3/6/2013	SOLD 3947 65 @10 85 ON 03/06/2013	5TH - 3RD	(3 947 6500)	\$42 832 00	(\$43,739 96)	(\$907 96)	Long
3/7/2013	VANGUARD FIXED INCOME SECS FGNMA FD ADMRL ADMRL					2/10/2012	
10/24/2013	SALE OF ASSET VANGUARD FIXED	5TH - 3RD	(1 128 8800)	\$12,000 00	(\$12 507 99)	(\$507 99)	Long
10/24/2013	INCOME SECS FGNMA FD ADMRL ADMRL					2/10/2012	
Totals For	VANGUARD FIXED INCOME SECS FGNMA FD ADMRL		(10,490 1330)	\$113,732 00	(\$116,230 67)	(\$2,498 67)	
922031810 VANGUARD INTERMEDIATE TERM INVESTMENT GRADE FD							
7/1/2013	SOLD 1702 536 @ 9 79 VANGUARD	5TH - 3RD	(1,702 5360)	\$16 667 83	(\$17,365 87)	(\$698 04)	Long
7/2/2013	INTERMEDIATE TERM INVESTMENT GRADE FD					12/1/2010	
7/1/2013	SOLD 2000 @ 9 79 VANGUARD	5TH - 3RD	(2 000 0000)	\$19 580 00	(\$20 000 00)	(\$420 00)	Long
7/2/2013	INTERMEDIATE TERM INVESTMENT GRADE FD					3/17/2011	
7/1/2013	SOLD 7485 029 @ 9 79 VANGUARD	5TH - 3RD	(7 485 0290)	\$73,278 44	(\$75,000 00)	(\$1,721 56)	Long
7/2/2013	INTERMEDIATE TERM INVESTMENT GRADE FD					5/24/2011	
7/1/2013	SOLD 1570 35 @ 9 79 VANGUARD	5TH - 3RD	(1,570 3500)	\$15,373 73	(\$15 829 13)	(\$455 40)	Long
7/2/2013	INTERMEDIATE TERM INVESTMENT GRADE FD					7/13/2011	
10/24/2013	SALE OF ASSET VANGUARD	5TH - 3RD	(2,415 0560)	\$23,933 20	(\$24,536 97)	(\$603 77)	Long
10/24/2013	INTERMEDIATE TERM INVESTMENT GRADE FD INVESTMENT GRADE FD					9/12/2011	
10/24/2013	SALE OF ASSET VANGUARD	5TH - 3RD	(612 1900)	\$6,066 80	(\$6,170 87)	(\$104 07)	Long
10/24/2013	INTERMEDIATE TERM INVESTMENT GRADE FD INVESTMENT GRADE FD					7/13/2011	
12/18/2013	SALE OF ASSET VANGUARD	5TH - 3RD	(6 172 8400)	\$60,000 00	(\$62 716 05)	(\$2,716 05)	Long
12/19/2013	INTERMEDIATE TERM					9/12/2011	
Totals For:	VANGUARD INTERMEDIATE TERM INVESTMENT GRADE FD		(21,958 0010)	\$214,900 00	(\$221,618 89)	(\$6,718 89)	
922031836 VANGUARD SHORT TERM INVESTMENT GRADE FD							
3/6/2013	SOLD 3568 997 @10 83 ON 03/06/2013	5TH - 3RD	(3,568 9970)	\$38,652 24	(\$38 473 78)	\$178 46	Long
3/7/2013	VANGUARD SHORT TERM INVESTMENT GRADE FD					8/10/2011	
3/6/2013	SOLD 1035 49 @10 83 ON 03/06/2013	5TH - 3RD	(1,035 4900)	\$11 214 36	(\$11,172 94)	\$41 42	Long
3/7/2013	VANGUARD SHORT TERM INVESTMENT GRADE FD					5/24/2011	
3/6/2013	SOLD 1948 052 @10 83 ON 03/06/2013	5TH - 3RD	(1,948 0520)	\$21 097 40	(\$21,000 00)	\$97 40	Long
3/7/2013	VANGUARD SHORT TERM INVESTMENT GRADE FD					7/13/2011	
10/24/2013	SALE OF ASSET VANGUARD SHORT	5TH - 3RD	(2,098 9070)	\$22,542 26	(\$22 626 22)	(\$83 96)	Long
10/24/2013	TERM INVESTMENT GRADE FD INVESTMENT GRADE FD					8/10/2011	
10/24/2013	SALE OF ASSET VANGUARD SHORT	5TH - 3RD	(694 3890)	\$7 457 74	(\$7,374 41)	\$83 33	Long
10/24/2013	TERM INVESTMENT GRADE FD INVESTMENT GRADE FD					11/29/2011	
Totals For	VANGUARD SHORT TERM INVESTMENT GRADE FD		(9,345 8350)	\$100,964 00	(\$100,647 35)	\$316 65	
G5785G107 MALLINCKRODT PLC							

Around Interest Purchased with No Interest Payment Match

Printed 2/10/2014 9 26 18AM

Page 44 of 58

Tax Worksheet

Account 007653

THE JOSEPH AND EDWARD RYAN MEMORIAL INV AGENCY

From 1/1/2013 To 12/31/2013 Tax Year 2013



Trade Date Settle Date	Transaction Description	Reg Code	Units	Cash Change	Investment Change	Gain/Loss Acq Date	Term
620-000 SALE OF ASSET							
7/9/2013	SOLD 0.375 @43.04 ON 07/09/2013	BNY	(0.3750)	\$16.12	(\$12.06)	\$4.06	Long
7/12/2013	MALLINCKRODT PLC					9/23/2011	
10/22/2013	SALE OF ASSET MALLINCKRODT PLC	BNY	(5.3750)	\$230.26	(\$172.84)	\$57.42	Long
10/25/2013						9/23/2011	
	Totals For: MALLINCKRODT PLC		(5.7500)	\$246.38	(\$184.90)	\$61.48	
Total for SALE OF ASSET			(208,054.6140)	\$897,314.18	(\$896,057.06)	\$1,257.12	
620-000 SALE OF ASSET							
246097208	DELAWARE GROUP VALUE FD INC SML CP VAL INS						
3/6/2013	SOLD 89.575 @46.33 ON 03/06/2013	5TH - 3RD	(89.5750)	\$4,150.00	(\$3,652.87)	\$497.13	Short
3/7/2013	DELAWARE GROUP VALUE FD INC SML CP VAL INS					8/30/2012	
5/24/2013	SOLD 206.911 @48.33 ON 05/24/2013	5TH - 3RD	(206.9110)	\$10,000.00	(\$8,437.83)	\$1,562.17	Short
5/28/2013	DELAWARE GROUP VALUE FD INC SML CP VAL INS					8/30/2012	
	Totals For: DELAWARE GROUP VALUE FD INC SML CP VAL INS		(296.4860)	\$14,150.00	(\$12,090.70)	\$2,059.30	
277923637	EATON VANCE FLOATING RATE ADVANTAGE FUND CL I						
10/24/2013	SALE OF ASSET EATON VANCE	5TH - 3RD	(896.0570)	\$10,000.00	(\$10,008.96)	(\$8.96)	Short
10/24/2013	FLOATING RATE ADVANTAGE FUND CL I					3/6/2013	
	Totals For: EATON VANCE FLOATING RATE ADVANTAGE FUND CL I		(896.0570)	\$10,000.00	(\$10,008.96)	(\$8.96)	
31420B300	FEDERATED INSTL TR HI YIELD BD						
3/6/2013	SOLD 1342.317 @10.29 ON 03/06/2013	IBAK & CO	(1,342.3170)	\$13,812.44	(\$13,423.17)	\$389.27	Short
3/7/2013	FEDERATED INSTL TR HI YIELD BD					5/4/2012	
	Totals For: FEDERATED INSTL TR HI YIELD BD		(1,342.3170)	\$13,812.44	(\$13,423.17)	\$389.27	
31429A105	FEDERATED TOTAL RETURN GOVT BOND FUND IS						
9/26/2013	SOLD 175.544 @11.04 ON 09/26/2013	IBAK & CO	(175.5440)	\$1,938.01	(\$2,017.00)	(\$78.99)	Short
9/27/2013	FEDERATED TOTAL RETURN GOVT BOND FUND IS					3/6/2013	
	Totals For: FEDERATED TOTAL RETURN GOVT BOND FUND IS		(175.5440)	\$1,938.01	(\$2,017.00)	(\$78.99)	
38141W398	GOLDMAN SACHS MID CAP VALUE TRUST						
12/5/2013	SALE OF ASSET GOLDMAN SACHS MID CAP VALUE TRUST	5TH - 3RD	(42.2760)	\$1,808.15	(\$2,110.00)	(\$301.85)	Short
12/6/2013						10/17/2013	
	Totals For: GOLDMAN SACHS MID CAP VALUE TRUST		(42.2760)	\$1,808.15	(\$2,110.00)	(\$301.85)	
47103C357	JANUS INVT FD TRITON FD I SHS						
5/24/2013	SOLD 485.673 @20.59 ON 05/24/2013	5TH - 3RD	(485.6730)	\$10,000.00	(\$8,659.55)	\$1,340.45	Short
5/28/2013	JANUS INVT FD TRITON FD I SHS					8/30/2012	
	Totals For: JANUS INVT FD TRITON FD I SHS		(485.6730)	\$10,000.00	(\$8,659.55)	\$1,340.45	
72201F490	PIMCO INCOME FUND INSTITUTIONAL CLASS						
10/24/2013	SALE OF ASSET PIMCO INCOME FUND INSTITUTIONAL CLASS	5TH - 3RD	(403.2260)	\$5,000.00	(\$4,943.55)	\$56.45	Short
10/24/2013						9/26/2013	

* Accrued Interest Purchased with No Interest Payment Match

Printed 2/10/2014 9:26:18AM

Page 45 of 58

Tax Worksheet

Account. 007653

THE JOSEPH AND EDWARD RYAN MEMORIAL INV AGENCY

From 1/1/2013 To 12/31/2013 Tax Year 2013



620-000	SALE OF ASSET						
Totals For.	PIMCO INCOME FUND INSTITUTIONAL CLASS		(403.2260)	\$5,000.00	(\$4,943.55)	\$56.45	
G5785G107	MALLINCKRODT PLC						
10/22/2013	SALE OF ASSET MALLINCKRODT PLC	BNY	(9.6250)	\$412.34	(\$421.30)	(\$8.96)	Short
10/25/2013							4/26/2013
Totals For.	MALLINCKRODT PLC		(9.6250)	\$412.34	(\$421.30)	(\$8.96)	
Total for SALE OF ASSET			(3,651.2040)	\$57,120.94	(\$53,674.23)	\$3,446.71	

Capital Gains Totals

Total Short Term Gains \$3,446.71
 Total Long Term Gains \$174.40
 Total 5 Year Gains \$0.00

1099MISC**Box 1**

Settle Date	Transaction Description	Reg Code	Units	Cash Change	Investment Change
		Check Number	Payee	Principal	Income
366-000	RENT EXPENSE INDIVIDUAL				
JOHNSON COUNTY TREASURER					
3/15/2013	JOHNSON COUNTY TREASURER ATTN THOMAS L KRIZ PARCELS 0936451002 0925451001 0925476001 0936101001 0936126001 0936151001, 0936301001 0936376002 0936426001 CHECK NUMBER 36558 0936451002 0925451001 0925476001 0936101001,0936126001,0936151001, 0936301001 0936376002 0936426001 CHECK NUMBER 36558	36558	JOHNSON COUNTY TREASURER P O BOX 2420 IOWA CITY, IA 52244 2420	0 0000 \$0 00 (\$3 550 00)	\$0 00 \$0 00
9/13/2013	JOHNSON COUNTY TREASURER ATTN THOMAS L KRIZ PARCELS 0936451002,0925451001,0925476001 0936101001 0936126001 0936151001, 0936301001,0936376002 0936426001 CHECK NUMBER 40260 0936451002 0925451001 0925476001 0936101001,0936126001 0936151001, 0936301001,0936376002 0936426001 CHECK NUMBER 40260	40260	JOHNSON COUNTY TREASURER P O BOX 2420 IOWA CITY, IA 52244-2420	0 0000 \$0 00 (\$3 818 00)	\$0 00 \$0 00
Totals for JOHNSON COUNTY TREASURER				\$0 00 (\$7 468 00)	\$0 00 \$0 00
Total for RENT EXPENSE - INDIVIDUAL				0 0000 \$0 00 (\$7,468 00)	\$0 00 \$0 00
Totals of Transactions Mapped to Box 1				0.0000 \$0 00 (\$7,468 00)	\$0 00 \$0 00

Not Mapped

Settle Date	Transaction Description	Reg Code Check Number	Units Payee	Cash Change Principal Income	Investment Change Principal Income
-------------	-------------------------	--------------------------	----------------	---------------------------------	---------------------------------------

* Accrued Interest Purchased with No Interest Payment Match

Printed 2/10/2014 9:26:18AM

Page 46 of 58