



See a Social Security Number? Say Something!
Report Privacy Problems to <https://public.resource.org/privacy>
Or call the IRS Identity Theft Hotline at 1-800-908-4490



Form **990-PF**

Department of the Treasury
Internal Revenue Service

Return of Private Foundation

or Section 4947(a)(1) Trust Treated as Private Foundation

Do not enter Social Security numbers on this form as it may be made public. By law, the IRS cannot redact the information on the form.

Information about Form 990-PF and its instructions is at www.irs.gov/form990pf.

OMB No 1545-0052

2013

Open to Public Inspection

For calendar year 2013, or tax year beginning 01-01-2013 , and ending 12-31-2013

Name of foundation GLENN FAMILY FOUNDATION		A Employer identification number 84-1569913	
% MICHAEL B GLENN		B Telephone number (see instructions) (616) 364-6161	
Number and street (or P O box number if mail is not delivered to street address) 7420 BISCAYNE WAY SE Suite		Room/suite	
City or town, state or province, country, and ZIP or foreign postal code GRAND RAPIDS, MI 49546		C If exemption application is pending, check here <input type="checkbox"/>	
G Check all that apply <div><input type="checkbox"/> Initial return <input type="checkbox"/> Final return <input type="checkbox"/> Address change</div> <div><input type="checkbox"/> Initial return of a former public charity <input type="checkbox"/> Amended return <input type="checkbox"/> Name change</div>		D 1. Foreign organizations, check here <input type="checkbox"/> 2. Foreign organizations meeting the 85% test, check here and attach computation <input type="checkbox"/>	
H Check type of organization <input checked="" type="checkbox"/> Section 501(c)(3) exempt private foundation <input type="checkbox"/> Section 4947(a)(1) nonexempt charitable trust <input type="checkbox"/> Other taxable private foundation		E If private foundation status was terminated under section 507(b)(1)(A), check here <input type="checkbox"/>	
I Fair market value of all assets at end of year (from Part II, col. (c), line 16) \$ 308,211	J Accounting method <input checked="" type="checkbox"/> Cash <input type="checkbox"/> Accrual <input type="checkbox"/> Other (specify) _____ (Part I, column (d) must be on cash basis.)	F If the foundation is in a 60-month termination under section 507(b)(1)(B), check here <input type="checkbox"/>	

Part I Analysis of Revenue and Expenses (The total of amounts in columns (b), (c), and (d) may not necessarily equal the amounts in column (a) (see instructions))		(a) Revenue and expenses per books	(b) Net investment income	(c) Adjusted net income	(d) Disbursements for charitable purposes (cash basis only)
Revenue	1 Contributions, gifts, grants, etc , received (attach schedule)	0			
	2 Check <input type="checkbox"/> if the foundation is not required to attach Sch B				
	3 Interest on savings and temporary cash investments	37	37		
	4 Dividends and interest from securities.	4,419	4,419		
	5a Gross rents				
	b Net rental income or (loss) _____				
	6a Net gain or (loss) from sale of assets not on line 10	-3,596			
	b Gross sales price for all assets on line 6a 45,445				
	7 Capital gain net income (from Part IV, line 2) . . .		0		
	8 Net short-term capital gain				
	9 Income modifications				
	10a Gross sales less returns and allowances				
	b Less Cost of goods sold				
	c Gross profit or (loss) (attach schedule)				
	11 Other income (attach schedule)				
	12 Total. Add lines 1 through 11	860	4,456		
Operating and Administrative Expenses	13 Compensation of officers, directors, trustees, etc	0			
	14 Other employee salaries and wages				
	15 Pension plans, employee benefits				
	16a Legal fees (attach schedule)				
	b Accounting fees (attach schedule)	156	78	0	0
	c Other professional fees (attach schedule)	2,474	1,237		
	17 Interest				
	18 Taxes (attach schedule) (see instructions)	13	13		
	19 Depreciation (attach schedule) and depletion . . .				
	20 Occupancy				
	21 Travel, conferences, and meetings				
	22 Printing and publications				
	23 Other expenses (attach schedule)	150	150		
	24 Total operating and administrative expenses. Add lines 13 through 23	2,793	1,478	0	0
	25 Contributions, gifts, grants paid	62,000			62,000
	26 Total expenses and disbursements. Add lines 24 and 25	64,793	1,478	0	62,000
	27 Subtract line 26 from line 12				
	a Excess of revenue over expenses and disbursements	-63,933			
	b Net investment income (if negative, enter -0-)		2,978		
c Adjusted net income (if negative, enter -0-)					

Part II Balance Sheets		Attached schedules and amounts in the description column should be for end-of-year amounts only (See instructions)	Beginning of year	End of year	
			(a) Book Value	(b) Book Value	(c) Fair Market Value
Assets	1	Cash—non-interest-bearing			
	2	Savings and temporary cash investments	254,345	22,220	22,220
	3	Accounts receivable ▶ _____ Less allowance for doubtful accounts ▶ _____			
	4	Pledges receivable ▶ _____ Less allowance for doubtful accounts ▶ _____			
	5	Grants receivable			
	6	Receivables due from officers, directors, trustees, and other disqualified persons (attach schedule) (see instructions)			
	7	Other notes and loans receivable (attach schedule) ▶ _____ Less allowance for doubtful accounts ▶ _____			
	8	Inventories for sale or use			
	9	Prepaid expenses and deferred charges			
	10a	Investments—U S and state government obligations (attach schedule)	0	8,160	8,155
	b	Investments—corporate stock (attach schedule)	1	1	104,280
	c	Investments—corporate bonds (attach schedule).	0	117,955	132,231
	11	Investments—land, buildings, and equipment basis ▶ _____ Less accumulated depreciation (attach schedule) ▶ _____			
	12	Investments—mortgage loans			
	13	Investments—other (attach schedule)	0	42,077	41,325
	14	Land, buildings, and equipment basis ▶ _____ Less accumulated depreciation (attach schedule) ▶ _____			
	15	Other assets (describe ▶ _____)			
	16	Total assets (to be completed by all filers—see the instructions Also, see page 1, item I)	254,346	190,413	308,211
Liabilities	17	Accounts payable and accrued expenses			
	18	Grants payable			
	19	Deferred revenue			
	20	Loans from officers, directors, trustees, and other disqualified persons			
	21	Mortgages and other notes payable (attach schedule)			
	22	Other liabilities (describe ▶ _____)			
	23	Total liabilities (add lines 17 through 22)		0	
Net Assets or Fund Balances		Foundations that follow SFAS 117, check here ▶ <input type="checkbox"/> and complete lines 24 through 26 and lines 30 and 31.			
	24	Unrestricted			
	25	Temporarily restricted			
	26	Permanently restricted			
		Foundations that do not follow SFAS 117, check here ▶ <input checked="" type="checkbox"/> and complete lines 27 through 31.			
	27	Capital stock, trust principal, or current funds	254,346	190,413	
	28	Paid-in or capital surplus, or land, bldg , and equipment fund			
	29	Retained earnings, accumulated income, endowment, or other funds			
	30	Total net assets or fund balances (see page 17 of the instructions)	254,346	190,413	
	31	Total liabilities and net assets/fund balances (see page 17 of the instructions)	254,346	190,413	

Part III Analysis of Changes in Net Assets or Fund Balances

1	Total net assets or fund balances at beginning of year—Part II, column (a), line 30 (must agree with end-of-year figure reported on prior year’s return)	1	254,346
2	Enter amount from Part I, line 27a	2	-63,933
3	Other increases not included in line 2 (itemize) ▶ _____	3	
4	Add lines 1, 2, and 3	4	190,413
5	Decreases not included in line 2 (itemize) ▶ _____	5	
6	Total net assets or fund balances at end of year (line 4 minus line 5)—Part II, column (b), line 30 .	6	190,413

Part IV

Capital Gains and Losses for Tax on Investment Income

(a) List and describe the kind(s) of property sold (e g , real estate, 2-story brick warehouse, or common stock, 200 shs MLC Co)		(b) How acquired P—Purchase D—Donation	(c) Date acquired (mo , day, yr)	(d) Date sold (mo , day, yr)
1 a	PUBLICALLY TRADED SECURITIES - MERRILL LYNCH 2734	P		
b	PUBLICALLY TRADED SECURITIES - MERRILL LYNCH 2734	P	2013-06-27	2013-08-20
c	PUBLICALLY TRADED SECURITIES - MERRILL LYNCH 2734	P		
d	CAPITAL GAIN DIVIDENDS	P		
e				

(e) Gross sales price	(f) Depreciation allowed (or allowable)	(g) Cost or other basis plus expense of sale	(h) Gain or (loss) (e) plus (f) minus (g)
a 35,383		38,139	-2,756
b 6,350		6,547	-197
c 3,608		4,355	-747
d			104
e			

Complete only for assets showing gain in column (h) and owned by the foundation on 12/31/69

(i) F M V as of 12/31/69	(j) Adjusted basis as of 12/31/69	(k) Excess of col (i) over col (j), if any	(l) Gains (Col (h) gain minus col (k), but not less than -0-) or Losses (from col (h))
a			-2,756
b			-197
c			-747
d			
e			

2	Capital gain net income or (net capital loss)	<div><div>If gain, also enter in Part I, line 7 If (loss), enter -0- in Part I, line 7</div></div>	2	-3,596
3	Net short-term capital gain or (loss) as defined in sections 1222(5) and (6) <div>If gain, also enter in Part I, line 8, column (c) (see instructions) If (loss), enter -0- in Part I, line 8</div>		3	

Part V

Qualification Under Section 4940(e) for Reduced Tax on Net Investment Income

(For optional use by domestic private foundations subject to the section 4940(a) tax on net investment income)

If section 4940(d)(2) applies, leave this part blank




Was the foundation liable for the section 4942 tax on the distributable amount of any year in the base period? ☐ Yes ☒ No
If "Yes," the foundation does not qualify under section 4940(e) Do not complete this part

1 Enter the appropriate amount in each column for each year, see page 18 of the instructions before making any entries

(a) Base period years Calendar year (or tax year beginning in)	(b) Adjusted qualifying distributions	(c) Net value of noncharitable-use assets	(d) Distribution ratio (col (b) divided by col (c))
2012	52,155	285,946	0 182395
2011	18,975	314,178	0 060396
2010	60,125	372,271	0 161509
2009	18,200	388,249	0 046877
2008	68,413	274,648	0 249093

2	Total of line 1, column (d).	2	0 70027
3	Average distribution ratio for the 5-year base period—divide the total on line 2 by 5, or by the number of years the foundation has been in existence if less than 5 years	3	0 140054
4	Enter the net value of noncharitable-use assets for 2013 from Part X, line 5.	4	292,335
5	Multiply line 4 by line 3.	5	40,943
6	Enter 1% of net investment income (1% of Part I, line 27b).	6	30
7	Add lines 5 and 6.	7	40,973
8	Enter qualifying distributions from Part XII, line 4. If line 8 is equal to or greater than line 7, check the box in Part VI, line 1b, and complete that part using a 1% tax rate See the Part VI instructions	8	62,000

Part VI Excise Tax Based on Investment Income (Section 4940(a), 4940(b), 4940(e), or 4948—see page 18 of the instructions)		
1a Exempt operating foundations described in section 4940(d)(2), check here <input type="checkbox"/> and enter "N/A" on line 1		
Date of ruling or determination letter _____ (attach copy of letter if necessary—see instructions)		
b Domestic foundations that meet the section 4940(e) requirements in Part V, check here <input checked="" type="checkbox"/> and enter 1% of Part I, line 27b	1	30
c All other domestic foundations enter 2% of line 27b. Exempt foreign organizations enter 4% of Part I, line 12, col. (b)		
2 Tax under section 511 (domestic section 4947(a)(1) trusts and taxable foundations only. Others enter -0-)	2	
3 Add lines 1 and 2.	3	30
4 Subtitle A (income) tax (domestic section 4947(a)(1) trusts and taxable foundations only. Others enter -0-)	4	
5 Tax based on investment income. Subtract line 4 from line 3. If zero or less, enter -0-	5	30
6 Credits/Payments		
a 2013 estimated tax payments and 2012 overpayment credited to 2013	6a	115
b Exempt foreign organizations—tax withheld at source	6b	
c Tax paid with application for extension of time to file (Form 8868)	6c	
d Backup withholding erroneously withheld	6d	
7 Total credits and payments. Add lines 6a through 6d.	7	115
8 Enter any penalty for underpayment of estimated tax. Check here <input type="checkbox"/> if Form 2220 is attached.	8	
9 Tax due. If the total of lines 5 and 8 is more than line 7, enter amount owed	9	
10 Overpayment. If line 7 is more than the total of lines 5 and 8, enter the amount overpaid	10	85
11 Enter the amount of line 10 to be Credited to 2014 estimated tax 85 Refunded	11	

Part VII-A Statements Regarding Activities			
1a During the tax year, did the foundation attempt to influence any national, state, or local legislation or did it participate or intervene in any political campaign? 		Yes	No
	1a		No
b Did it spend more than \$100 during the year (either directly or indirectly) for political purposes (see page 19 of the instructions for definition)?	1b		No
<i>If the answer is "Yes" to 1a or 1b, attach a detailed description of the activities and copies of any materials published or distributed by the foundation in connection with the activities.</i>			
c Did the foundation file Form 1120-POL for this year?	1c		No
d Enter the amount (if any) of tax on political expenditures (section 4955) imposed during the year: (1) On the foundation <input type="checkbox"/> \$ _____ (2) On foundation managers <input type="checkbox"/> \$ _____			
e Enter the reimbursement (if any) paid by the foundation during the year for political expenditure tax imposed on foundation managers <input type="checkbox"/> \$ _____			
2 Has the foundation engaged in any activities that have not previously been reported to the IRS? <i>If "Yes," attach a detailed description of the activities.</i>	2		No
3 Has the foundation made any changes, not previously reported to the IRS, in its governing instrument, articles of incorporation, or bylaws, or other similar instruments? <i>If "Yes," attach a conformed copy of the changes.</i> 	3		No
4a Did the foundation have unrelated business gross income of \$1,000 or more during the year?	4a		No
b If "Yes," has it filed a tax return on Form 990-T for this year?	4b		
5 Was there a liquidation, termination, dissolution, or substantial contraction during the year? <i>If "Yes," attach the statement required by General Instruction T.</i> 	5		No
6 Are the requirements of section 508(e) (relating to sections 4941 through 4945) satisfied either: • By language in the governing instrument, or • By state legislation that effectively amends the governing instrument so that no mandatory directions that conflict with the state law remain in the governing instrument?	6	Yes	
7 Did the foundation have at least \$5,000 in assets at any time during the year? <i>If "Yes," complete Part II, col. (c), and Part XV.</i>	7	Yes	
8a Enter the states to which the foundation reports or with which it is registered (see instructions): <input type="checkbox"/> MI _____			
b If the answer is "Yes" to line 7, has the foundation furnished a copy of Form 990-PF to the Attorney General (or designate) of each state as required by General Instruction G? <i>If "No," attach explanation.</i>	8b	Yes	
9 Is the foundation claiming status as a private operating foundation within the meaning of section 4942(j)(3) or 4942(j)(5) for calendar year 2013 or the taxable year beginning in 2013 (see instructions for Part XIV)? <i>If "Yes," complete Part XIV</i>	9		No
10 Did any persons become substantial contributors during the tax year? <i>If "Yes," attach a schedule listing their names and addresses.</i>	10		No

Part VII-A

Statements Regarding Activities *(continued)*

11	At any time during the year, did the foundation, directly or indirectly, own a controlled entity within the meaning of section 512(b)(13)? If "Yes," attach schedule (see instructions).	11		No
12	Did the foundation make a distribution to a donor advised fund over which the foundation or a disqualified person had advisory privileges? If "Yes," attach statement (see instructions)	12		No
13	Did the foundation comply with the public inspection requirements for its annual returns and exemption application?	13	Yes	
Website address N/A				
14	The books are in care of MICHAEL B GLENN Telephone no (616) 364-6161 Located at 7420 BISCAYNE SE GRAND RAPIDS MI ZIP+4 49546			
15	Section 4947(a)(1) nonexempt charitable trusts filing Form 990-PF in lieu of Form 1041 —Check here and enter the amount of tax-exempt interest received or accrued during the year.			
		15		
16	At any time during calendar year 2013, did the foundation have an interest in or a signature or other authority over a bank, securities, or other financial account in a foreign country?	16	Yes	No
See instructions for exceptions and filing requirements for Form TD F 90-22.1 If "Yes", enter the name of the foreign country				

Part VII-B

Statements Regarding Activities for Which Form 4720 May Be Required

File Form 4720 if any item is checked in the "Yes" column, unless an exception applies.			Yes	No
1a	During the year did the foundation (either directly or indirectly)			
	(1) Engage in the sale or exchange, or leasing of property with a disqualified person?			
	(2) Borrow money from, lend money to, or otherwise extend credit to (or accept it from) a disqualified person?			
	(3) Furnish goods, services, or facilities to (or accept them from) a disqualified person?			
	(4) Pay compensation to, or pay or reimburse the expenses of, a disqualified person?			
	(5) Transfer any income or assets to a disqualified person (or make any of either available for the benefit or use of a disqualified person)?			
	(6) Agree to pay money or property to a government official? (Exception. Check "No" if the foundation agreed to make a grant to or to employ the official for a period after termination of government service, if terminating within 90 days).			
b	If any answer is "Yes" to 1a(1)–(6), did any of the acts fail to qualify under the exceptions described in Regulations section 53.4941(d)-3 or in a current notice regarding disaster assistance (see page 20 of the instructions)? Organizations relying on a current notice regarding disaster assistance check here.	1b		
c	Did the foundation engage in a prior year in any of the acts described in 1a, other than excepted acts, that were not corrected before the first day of the tax year beginning in 2013?	1c		No
2	Taxes on failure to distribute income (section 4942) (does not apply for years the foundation was a private operating foundation defined in section 4942(j)(3) or 4942(j)(5))			
a	At the end of tax year 2013, did the foundation have any undistributed income (lines 6d and 6e, Part XIII) for tax year(s) beginning before 2013? If "Yes," list the years 20____, 20____, 20____, 20____			
b	Are there any years listed in 2a for which the foundation is not applying the provisions of section 4942(a)(2) (relating to incorrect valuation of assets) to the year's undistributed income? (If applying section 4942(a)(2) to all years listed, answer "No" and attach statement—see instructions).	2b		No
c	If the provisions of section 4942(a)(2) are being applied to any of the years listed in 2a, list the years here 20____, 20____, 20____, 20____			
3a	Did the foundation hold more than a 2% direct or indirect interest in any business enterprise at any time during the year?			
b	If "Yes," did it have excess business holdings in 2013 as a result of (1) any purchase by the foundation or disqualified persons after May 26, 1969, (2) the lapse of the 5-year period (or longer period approved by the Commissioner under section 4943(c)(7)) to dispose of holdings acquired by gift or bequest, or (3) the lapse of the 10-, 15-, or 20-year first phase holding period? (Use Schedule C, Form 4720, to determine if the foundation had excess business holdings in 2013.).	3b		
4a	Did the foundation invest during the year any amount in a manner that would jeopardize its charitable purposes?	4a		No
b	Did the foundation make any investment in a prior year (but after December 31, 1969) that could jeopardize its charitable purpose that had not been removed from jeopardy before the first day of the tax year beginning in 2013?	4b		No

Part VII-B

Statements Regarding Activities for Which Form 4720 May Be Required (continued)

5a

During the year did the foundation pay or incur any amount to

(1)

Carry on propaganda, or otherwise attempt to influence legislation (section 4945(e))?

YesNo

(2)

Influence the outcome of any specific public election (see section 4955), or to carry on, directly or indirectly, any voter registration drive?

YesNo

(3)

Provide a grant to an individual for travel, study, or other similar purposes?

YesNo

(4)

Provide a grant to an organization other than a charitable, etc , organization described in section 509(a)(1), (2), or (3), or section 4940(d)(2)? (see instructions).

YesNo

(5)

Provide for any purpose other than religious, charitable, scientific, literary, or educational purposes, or for the prevention of cruelty to children or animals?

YesNo

b

If any answer is "Yes" to 5a(1)–(5), did **any** of the transactions fail to qualify under the exceptions described in Regulations section 53.4945 or in a current notice regarding disaster assistance (see instructions)?

5b

Organizations relying on a current notice regarding disaster assistance check here.

c

If the answer is "Yes" to question 5a(4), does the foundation claim exemption from the tax because it maintained expenditure responsibility for the grant?

YesNo

If "Yes," attach the statement required by Regulations section 53.4945–5(d).

6a

Did the foundation, during the year, receive any funds, directly or indirectly, to pay premiums on a personal benefit contract?

YesNo

b

Did the foundation, during the year, pay premiums, directly or indirectly, on a personal benefit contract?

6b

No

If "Yes" to 6b, file Form 8870.

7a

At any time during the tax year, was the foundation a party to a prohibited tax shelter transaction?

YesNo

b

If yes, did the foundation receive any proceeds or have any net income attributable to the transaction?

7b

Part VIII

Information About Officers, Directors, Trustees, Foundation Managers, Highly Paid Employees, and Contractors

1

List all officers, directors, trustees, foundation managers and their compensation (see instructions).

(a) Name and address	(b) Title, and average hours per week devoted to position	(c) Compensation (If not paid, enter -0-)	(d) Contributions to employee benefit plans and deferred compensation	(e) Expense account, other allowances
MICHAEL B GLENN 7420 BISCAYNE WAY SE GRAND RAPIDS, MI 49546	PRESIDENT/DIRECTOR 1 0	0	0	0
GLEND A G GLENN 7420 BISCAYNE WAY SE GRAND RAPIDS, MI 49546	SECRETARY/DIRECTOR 1 0	0	0	0
MICHAEL S GLENN 7420 BISCAYNE WAY SE GRAND RAPIDS, MI 49546	DIRECTOR 1 0	0	0	0
LINDSEY A GLENN 7420 BISCAYNE WAY SE GRAND RAPIDS, MI 49546	DIRECTOR 1 0	0	0	0

2

Compensation of five highest-paid employees (other than those included on line 1—see instructions). If none, enter "NONE."

(a) Name and address of each employee paid more than \$50,000	(b) Title, and average hours per week devoted to position	(c) Compensation	(d) Contributions to employee benefit plans and deferred compensation	(e) Expense account, other allowances

Total number of other employees paid over \$50,000.

Form 990-PF (2013)

Part VIII

Information About Officers, Directors, Trustees, Foundation Managers, Highly Paid Employees, and Contractors (continued)

3 Five highest-paid independent contractors for professional services (see instructions). If none, enter "NONE".		
(a) Name and address of each person paid more than \$50,000	(b) Type of service	(c) Compensation
Total number of others receiving over \$50,000 for professional services.		

Part IX-A

Summary of Direct Charitable Activities

List the foundation's four largest direct charitable activities during the tax year. Include relevant statistical information such as the number of organizations and other beneficiaries served, conferences convened, research papers produced, etc	Expenses
1	
2	
3	
4	

Part IX-B

Summary of Program-Related Investments (see instructions)

Describe the two largest program-related investments made by the foundation during the tax year on lines 1 and 2	Amount
1	
2	
All other program-related investments. See page 24 of the instructions	
3	
Total. Add lines 1 through 3	

Part X

Minimum Investment Return (All domestic foundations must complete this part. Foreign foundations, see instructions.)

1	Fair market value of assets not used (or held for use) directly in carrying out charitable, etc , purposes		
a	Average monthly fair market value of securities.	1a	212,336
b	Average of monthly cash balances.	1b	84,451
c	Fair market value of all other assets (see instructions).	1c	0
d	Total (add lines 1a, b, and c).	1d	296,787
e	Reduction claimed for blockage or other factors reported on lines 1a and 1c (attach detailed explanation).	1e	
2	Acquisition indebtedness applicable to line 1 assets.	2	0
3	Subtract line 2 from line 1d.	3	296,787
4	Cash deemed held for charitable activities Enter 1 1/2% of line 3 (for greater amount, see instructions).	4	4,452
5	Net value of noncharitable-use assets. Subtract line 4 from line 3 Enter here and on Part V, line 4	5	292,335
6	Minimum investment return. Enter 5% of line 5.	6	14,617

Part XI

Distributable Amount (see instructions) (Section 4942(j)(3) and (j)(5) private operating foundations and certain foreign organizations check here ☐ and do not complete this part.)

1	Minimum investment return from Part X, line 6.	1	14,617
2a	Tax on investment income for 2013 from Part VI, line 5.	2a	30
b	Income tax for 2013 (This does not include the tax from Part VI).	2b	
c	Add lines 2a and 2b.	2c	30
3	Distributable amount before adjustments Subtract line 2c from line 1.	3	14,587
4	Recoveries of amounts treated as qualifying distributions.	4	
5	Add lines 3 and 4.	5	14,587
6	Deduction from distributable amount (see instructions).	6	
7	Distributable amount as adjusted Subtract line 6 from line 5 Enter here and on Part XIII, line 1.	7	14,587

Part XII

Qualifying Distributions (see instructions)

1	Amounts paid (including administrative expenses) to accomplish charitable, etc , purposes		
a	Expenses, contributions, gifts, etc —total from Part I, column (d), line 26.	1a	62,000
b	Program-related investments—total from Part IX-B.	1b	0
2	Amounts paid to acquire assets used (or held for use) directly in carrying out charitable, etc , purposes.	2	0
3	Amounts set aside for specific charitable projects that satisfy the		
a	Suitability test (prior IRS approval required).	3a	0
b	Cash distribution test (attach the required schedule).	3b	0
4	Qualifying distributions. Add lines 1a through 3b Enter here and on Part V, line 8, and Part XIII, line 4	4	62,000
5	Foundations that qualify under section 4940(e) for the reduced rate of tax on net investment income Enter 1% of Part I, line 27b (see instructions).	5	30
6	Adjusted qualifying distributions. Subtract line 5 from line 4.	6	61,970
Note: The amount on line 6 will be used in Part V, column (b), in subsequent years when calculating whether the foundation qualifies for the section 4940(e) reduction of tax in those years			

Part XIII

Undistributed Income (see instructions)

	(a) Corpus	(b) Years prior to 2012	(c) 2012	(d) 2013
1 Distributable amount for 2013 from Part XI, line 7				14,587
2 Undistributed income, if any, as of the end of 2013				
a Enter amount for 2012 only.				
b Total for prior years 2011 , 2010 , 2009				
3 Excess distributions carryover, if any, to 2013				
a From 2008.				54,744
b From 2009.				0
c From 2010.				41,582
d From 2011.				8,278
e From 2012.				37,860
f Total of lines 3a through e.	142,464			
4 Qualifying distributions for 2013 from Part XII, line 4 ▶ \$ 62,000				
a Applied to 2012, but not more than line 2a				
b Applied to undistributed income of prior years (Election required—see instructions).				
c Treated as distributions out of corpus (Election required—see instructions).				
d Applied to 2013 distributable amount.				14,587
e Remaining amount distributed out of corpus	47,413			
5 Excess distributions carryover applied to 2013 (If an amount appears in column (d), the same amount must be shown in column (a).)				
6 Enter the net total of each column as indicated below:				
a Corpus Add lines 3f, 4c, and 4e Subtract line 5	189,877			
b Prior years' undistributed income Subtract line 4b from line 2b.				
c Enter the amount of prior years' undistributed income for which a notice of deficiency has been issued, or on which the section 4942(a) tax has been previously assessed.				
d Subtract line 6c from line 6b Taxable amount—see instructions				
e Undistributed income for 2012 Subtract line 4a from line 2a Taxable amount—see instructions				
f Undistributed income for 2013 Subtract lines 4d and 5 from line 1 This amount must be distributed in 2014				0
7 Amounts treated as distributions out of corpus to satisfy requirements imposed by section 170(b)(1)(F) or 4942(g)(3) (see instructions).				
8 Excess distributions carryover from 2008 not applied on line 5 or line 7 (see instructions). . .	54,744			
9 Excess distributions carryover to 2014. Subtract lines 7 and 8 from line 6a	135,133			
10 Analysis of line 9				
a Excess from 2009. . . .				0
b Excess from 2010. . . .				41,582
c Excess from 2011. . . .				8,278
d Excess from 2012. . . .				37,860
e Excess from 2013. . . .				47,413

Part XIV

Private Operating Foundations (see instructions and Part VII-A, question 9)

1a

If the foundation has received a ruling or determination letter that it is a private operating foundation, and the ruling is effective for 2013, enter the date of the ruling.

b

Check box to indicate whether the organization is a private operating foundation described in section 4942(j)(3) or 4942(j)(5)

☐ 4942(j)(3) or ☐ 4942(j)(5)

2a	Enter the lesser of the adjusted net income from Part I or the minimum investment return from Part X for each year listed	Tax year	Prior 3 years			(e) Total
		(a) 2013	(b) 2012	(c) 2011	(d) 2010	
b	85% of line 2a					
c	Qualifying distributions from Part XII, line 4 for each year listed					
d	Amounts included in line 2c not used directly for active conduct of exempt activities					
e	Qualifying distributions made directly for active conduct of exempt activities. Subtract line 2d from line 2c					
3	Complete 3a, b, or c for the alternative test relied upon					
a	"Assets" alternative test—enter					
	(1) Value of all assets					
	(2) Value of assets qualifying under section 4942(j)(3)(B)(i)					
b	"Endowment" alternative test— enter 2/3 of minimum investment return shown in Part X, line 6 for each year listed. . . .					
c	"Support" alternative test—enter					
	(1) Total support other than gross investment income (interest, dividends, rents, payments on securities loans (section 512(a)(5)), or royalties).					
	(2) Support from general public and 5 or more exempt organizations as provided in section 4942(j)(3)(B)(iii).					
	(3) Largest amount of support from an exempt organization					
	(4) Gross investment income					

Part XV

Supplementary Information (Complete this part only if the organization had \$5,000 or more in assets at any time during the year—see instructions.)

1

Information Regarding Foundation Managers:

a

List any managers of the foundation who have contributed more than 2% of the total contributions received by the foundation before the close of any tax year (but only if they have contributed more than \$5,000) (See section 507(d)(2))

MICHAEL B GLENN

b

List any managers of the foundation who own 10% or more of the stock of a corporation (or an equally large portion of the ownership of a partnership or other entity) of which the foundation has a 10% or greater interest

NA

2

Information Regarding Contribution, Grant, Gift, Loan, Scholarship, etc., Programs:

Check here ☒ if the foundation only makes contributions to preselected charitable organizations and does not accept unsolicited requests for funds. If the foundation makes gifts, grants, etc. (see instructions) to individuals or organizations under other conditions, complete items 2a, b, c, and d.

a

The name, address, and telephone number of the person to whom applications should be addressed

b

The form in which applications should be submitted and information and materials they should include

c

Any submission deadlines

d

Any restrictions or limitations on awards, such as by geographical areas, charitable fields, kinds of institutions, or other factors

3 Grants and Contributions Paid During the Year or Approved for Future Payment

Form **990-PF** (2013)

Enter gross amounts unless otherwise indicated

Part XVI-B Relationship of Activities to the Accomplishment of Exempt Purposes

Form **990-PF** (2013)

TY 2013 Accounting Fees Schedule

Name: GLENN FAMILY FOUNDATION

EIN: 84-1569913

Category	Amount	Net Investment Income	Adjusted Net Income	Disbursements for Charitable Purposes
TAX PREPARATION FEE	156	78		

Note: To capture the full content of this document, please select landscape mode (11" x 8.5") when printing.

TY 2013 Depreciation Schedule

Name: GLENN FAMILY FOUNDATION

EIN: 84-1569913

TY 2013 Investments - Land Schedule**Name:** GLENN FAMILY FOUNDATION**EIN:** 84-1569913

TY 2013 Land, Etc. Schedule**Name:** GLENN FAMILY FOUNDATION**EIN:** 84-1569913

TY 2013 Other Expenses Schedule

Name: GLENN FAMILY FOUNDATION

EIN: 84-1569913

Description	Revenue and Expenses per Books	Net Investment Income	Adjusted Net Income	Disbursements for Charitable Purposes
BANK FEES	150	150		

TY 2013 Other Professional Fees Schedule

Name: GLENN FAMILY FOUNDATION

EIN: 84-1569913

Category	Amount	Net Investment Income	Adjusted Net Income	Disbursements for Charitable Purposes
INVESTMENT MANAGEMENT FEES	2,474	1,237		

TY 2013 Taxes Schedule

Name: GLENN FAMILY FOUNDATION

EIN: 84-1569913

Category	Amount	Net Investment Income	Adjusted Net Income	Disbursements for Charitable Purposes
FOREIGN TAX PAID	13	13		

GLENN FAMILY FOUNDATION

2013 ANNUAL STATEMENT SUMMARY

The following sections are provided to facilitate your review and the preparation of your tax return

The 2013 Proceeds from Broker and Barter Exchange Transactions section includes both sales of positions for "covered securities" and "noncovered securities." A covered security includes those with a purchase date within the following timeline: Equities acquired on or after January 1, 2011 and Mutual Funds acquired on or after January 1, 2012. Legislation requires reporting the gross proceeds of the sales of "covered" and "noncovered" securities and the adjusted cost basis for "covered securities." Any sale of a security that is considered a "noncovered security" will still be included in this section with the adjusted cost basis (where available).

In calculating gain (loss), unless otherwise noted, it was assumed that the oldest position was liquidated first, and that you have made an election to amortize the premium paid on the purchase of taxable bonds. Under the Cost Basis Reporting Regulations, brokers need not track wash sale activity for substantially identical securities, transactions across accounts, or between covered and non-covered securities. However, you as a taxpayer still have to track and report wash sales as you have in the past which would include all of the aforementioned transaction types. Securities distributed from a retirement account reflect the tax basis on the date of distribution. Other methods for calculating gain (loss) are available. The cost basis for most Original Issue Discount ("OID") obligations includes the accretion of OID. For purposes of allocating original purchase price to the components of an equity unit consisting of a purchase contract and a debt security subject to a remarketing event, we assumed that the fair market value of the debt security on purchase date was equal to its adjusted issue price. The difference between your original cost and the amount allocable to the debt component was allocated to the purchase contract. In making adjustments to the cost basis of the purchase contract, it was assumed that the unit holder included contract adjustment payments in income when received.

This is important tax information and is being furnished to the Internal Revenue Service. If you are required to file a return, a negligence penalty or other sanction may be imposed on you if this income is taxable and the IRS determines that it has not been reported.

1099-B

2013 PROCEEDS FROM BROKER & BARTER EXCHANGE TRANSACTIONS

1e Quantity	Transaction Description	1b Date of Acquisition	1a Date of Sale or Exchange	2a Amount	3 Cost Basis	5 Wash Sale Loss Disallowed	Gain or (Loss)	Remarks
SHORT TERM CAPITAL GAINS AND LOSSES - 1099-B Line 1c.								
COVERED TRANSACTIONS - 1099-B Line 6b. (cost basis reported to the IRS)								
<i>ANNALY CAP MGMT INC</i>								
	68 0000 Sale	CUSIP Number 03/22/13	035710409 07/25/13	790 42	1,087 71	0 00	(297 29)	
	151 0000 Sale	03/22/13	10/17/13	1,797 75	2,415 35	0 00	(617 60)	
	Security Subtotal			2,588.17	3,503.06	0.00	(914.89)	
<i>AMERICAN CAP AGY CORP</i>								
	35 0000 Sale	CUSIP Number 03/22/13	02503X105 06/25/13	809 65	1,132 89	0 00	(323 24)	
<i>AMGEN INC COM PV \$0 0001</i>								
	1 0000 Sale	CUSIP Number 03/22/13	031162100 04/25/13	109 05	96 49	0 00	12 56	
<i>ENTERGY CORP NEW</i>								
	42 0000 Sale	CUSIP Number 03/22/13	29364G103 09/11/13	2,637 76	2,616 77	0 00	20 99	
<i>EXELON CORPORATION</i>								
	20 0000 Sale	CUSIP Number 03/22/13	30161N101 07/19/13	636 47	676 52	0 00	(40 05)	
	32 0000 Sale	03/22/13	08/29/13	976 23	1,082 42	0 00	(106 19)	
	24 0000 Sale	04/02/13	08/29/13	732 19	830 15	0 00	(97 96)	
	Security Subtotal			2,344.89	2,589.09	0.00	(244.20)	

GLENN FAMILY FOUNDATION

2013 ANNUAL STATEMENT SUMMARY

1099-B

2013 PROCEEDS FROM BROKER & BARTER EXCHANGE TRANSACTIONS

1e Quantity	Transaction Description	1b Date of Acquisition	1a Date of Sale or Exchange	2a Amount	3 Cost Basis	5 Wash Sale Loss Disallowed	Gain or (Loss)	Remarks
<i>ISHARE BARLCYS 20+ YR TREAS INDEX FUND</i>		<i>CUSIP Number</i>	<i>464287432</i>					
27 0000	Sale	03/22/13	05/30/13	3,097 09	3,171 31	0 00	(74 22)	
46 0000	Sale	03/22/13	06/24/13	4,966 19	5,402 97	0 00	(436 78)	
31 0000	Sale	03/22/13	07/25/13	3,320 32	3,641 13	0 00	(320 81)	
	Security Subtotal			11,383.60	12,215.41	0.00	(831.81)	
<i>HEINZ H J CO PV 25CT</i>		<i>CUSIP Number</i>	<i>423074103</i>					
36 0000	Exchange	03/22/13	06/10/13	2,610 00	2,591 28	0 00	18 72	
<i>HEWLETT PACKARD CO DEL</i>		<i>CUSIP Number</i>	<i>428236103</i>					
30 0000	Sale	03/22/13	04/12/13	624 56	691 69	0 00	(67 13)	
<i>POWERSHARES BUILD AMERIC BOND ETF</i>		<i>CUSIP Number</i>	<i>73937B407</i>					
86 0000	Sale	03/22/13	06/24/13	2,379 51	2,595 95	0 00	(216 44)	
30 0000	Sale	03/22/13	06/25/13	831 76	905 56	0 00	(73 80)	
	Security Subtotal			3,211.27	3,501.51	0.00	(290.24)	
<i>VANGUARD LONG-TERM CORP BOND</i>		<i>CUSIP Number</i>	<i>92206C813</i>					
30 0000	Sale	03/22/13	07/25/13	2,505 83	2,674 12	0 00	(168 29)	
<i>MALLINCKRODT PLC SHS</i>		<i>CUSIP Number</i>	<i>G5785G107</i>					
3 0000	Sale	03/22/13	07/02/13	130 63	139 56	0 00	(8 93)	
2 0000	Sale	05/23/13	07/02/13	87 10	91 24	0 00	(4 14)	
	Security Subtotal			217.73	230.80	0.00	(13.07)	
<i>MICROSOFT CORP</i>		<i>CUSIP Number</i>	<i>594918104</i>					
62 0000	Sale	03/22/13	04/12/13	1,783 64	1,749 45	0 00	34 19	
<i>ROYAL DUTCH SHELL PLC SPONS ADR A</i>		<i>CUSIP Number</i>	<i>780259206</i>					
19 0000	Sale	03/22/13	08/06/13	1,220 42	1,247 54	0 00	(27 12)	
8 0000	Sale	03/22/13	08/07/13	514 84	525 28	0 00	(10 44)	
	Security Subtotal			1,735.26	1,772.82	0.00	(37.56)	
<i>SEMPRA ENERGY</i>		<i>CUSIP Number</i>	<i>816851109</i>					
13 0000	Sale	03/22/13	11/11/13	1,167 49	1,038 31	0 00	129 18	

GLENN FAMILY FOUNDATION

2013 ANNUAL STATEMENT SUMMARY

1099-B

2013 PROCEEDS FROM BROKER & BARTER EXCHANGE TRANSACTIONS

1e Quantity	Transaction Description	1b Date of Acquisition	1a Date of Sale or Exchange	2a Amount	3 Cost Basis	5 Wash Sale Loss Disallowed	Gain or (Loss)	Remarks
SCANA CORP NEW 35 0000	COM Sale	CUSIP Number 03/22/13	80589M102 11/19/13	1,654.40	1,735.63	0.00	(81.23)	
Covered Short Term Capital Gains and Losses Subtotal				35,383.30	38,139.32	0.00	(2,756.02)	
NONCOVERED TRANSACTIONS - 1099-B Line 6a. (cost basis not reported to the IRS)								
U.S. TREASURY NOTE 1 750% MAY 15 2023 023		CUSIP Number 06/27/13	912828VB3 08/20/13	6,350.01	6,546.94	0.00	(196.93)	
Noncovered Short Term Capital Gains and Losses Subtotal				6,350.01	6,546.94	0.00	(196.93)	
NET SHORT TERM CAPITAL GAINS AND LOSSES				41,733.31	44,686.26	0.00	(2,952.95)	
TOTAL SALES PROCEEDS FOR CAPITAL GAINS AND LOSSES				41,733.31				
TOTAL REPORTED SALES PROCEEDS				41,733.31				

2013 REALIZED CAPITAL GAIN AND LOSS SUMMARY

COVERED SHORT TERM GAINS/LOSSES	NONCOVERED SHORT TERM GAINS/LOSSES	COVERED LONG TERM GAINS/LOSSES	NONCOVERED LONG TERM GAINS/LOSSES
(2,756.02)	(196.93)	0.00	0.00

GLENN FAMILY FOUNDATION

2013 SUPPLEMENTAL ANNUAL STATEMENT SUMMARY

The following sections are provided to facilitate your review and the preparation of your tax return

Your Supplemental Tax Information Statement that follows is a summary of the gains and losses on your Widely Held Fixed Investment Trust (WHFIT) securities. This section includes your pro-rata share of principal payments made by Real Estate Mortgage Investment Conduits (REMICs) and Collateralized Debt Obligations (CDOs).

The 2013 Proceeds from Broker and Barter Exchange Transactions section includes both sales of positions for "covered securities" and "noncovered securities." A covered security includes those with a purchase date within the following timeline: Equities acquired on or after January 1, 2011 and Mutual Funds acquired on or after January 1, 2012. Legislation requires reporting the gross proceeds of the sales of "covered" and "noncovered" securities and the adjusted cost basis for "covered securities." Any sale of a security that is considered a "noncovered security" will still be included in this section with the adjusted cost basis (where available).

In calculating gain (loss), unless otherwise noted, it was assumed that the oldest position was liquidated first, and that you have made an election to amortize the premium paid on the purchase of taxable bonds. Under the Cost Basis Reporting Regulations, brokers need not track wash sale activity for substantially identical securities, transactions across accounts, or between covered and non-covered securities. However, you as a taxpayer still have to track and report wash sales as you have in the past which would include all of the aforementioned transaction types. Securities distributed from a retirement account reflect the tax basis on the date of distribution. Other methods for calculating gain (loss) are available. The cost basis for most Original Issue Discount ("OID") obligations includes the accretion of OID.

1099-B 2013 PROCEEDS FROM BROKER & BARTER EXCHANGE TRANSACTIONS

1e Quantity	Transaction Description	1b Date of Acquisition	1a Date of Sale or Exchange	2a Amount	3 Cost Basis	5 Wash Sale Loss Disallowed	Gain or (Loss)	Remarks
SHORT TERM CAPITAL GAINS AND LOSSES - 1099-B Line 1c.								
NONCOVERED TRANSACTIONS - 1099-B Line 6a. (cost basis not reported to the IRS)								
<i>SPDR GOLD TRUST</i>		<i>CUSIP Number 78463V107</i>						
10 0000	Trust Asset Sale	03/22/13	04/09/13	0.54	0.55	0.00	(0.01)	
18 0000	Trust Asset Sale	03/22/13	04/09/13	0.97	0.99	0.00	(0.02)	
10 0000	Sale	03/22/13	04/12/13	1,452.51	1,554.85	0.00	(102.34)	
18 0000	Trust Asset Sale	03/22/13	05/10/13	1.00	1.13	0.00	(0.13)	
18 0000	Trust Asset Sale	03/22/13	06/17/13	0.88	1.02	0.00	(0.14)	
18 0000	Sale	03/22/13	06/26/13	2,151.73	2,796.58	0.00	(644.85)	
Security Subtotal				3,607.63	4,355.12	0.00	(747.49)	
Noncovered Short Term Capital Gains and Losses Subtotal				3,607.63	4,355.12	0.00	(747.49)	
NET SHORT TERM CAPITAL GAINS AND LOSSES				3,607.63	4,355.12	0.00	(747.49)	
TOTAL SALES PROCEEDS FOR CAPITAL GAINS AND LOSSES				3,607.63				
TOTAL REPORTED SALES PROCEEDS				3,607.63				

GLENN FAMILY FOUNDATION

2013 SUPPLEMENTAL ANNUAL STATEMENT SUMMARY
2013 REALIZED CAPITAL GAIN AND LOSS SUMMARY

COVERED SHORT TERM
GAINS/LOSSES
0.00

NONCOVERED SHORT TERM
GAINS/LOSSES
(747.49)

COVERED LONG TERM
GAINS/LOSSES
0.00

NONCOVERED LONG TERM
GAINS/LOSSES
0.00

YOUR EMA ASSETS

CASH/MONEY ACCOUNTS						
Description	Quantity	Total Cost Basis	Estimated Market Price	Estimated Market Value	Estimated Annual Income	Est Annual Yield%
CASH	148.17	148.17		148.17		
+ML BANK DEPOSIT PROGRAM	4,026.00	4,026.00	1.0000	4,026.00	2	05
+FDIC INSURED NOT SIPC COVERED						
TOTAL		4,174.17		4,174.17	2	05

GOVERNMENT AND AGENCY SECURITIES ¹									
Description	Acquired	Quantity	Adjusted/Total Cost Basis	Estimated Market Price	Estimated Market Value	Unrealized Gain/(Loss)	Estimated Accrued Interest	Estimated Current Annual Income	Yield%
Δ U.S. TREASURY NOTE	03/22/13	8,000	8,160.48	101.9340	8,154.72	(5.76)	9.37	110	1.34
1.375% NOV 30 2015 01.375% NOV 30 2015									
MCCDYS AAA S&P *** CUSIP 912828PJ3									
ORIGINAL UNIT TOTAL COST 102,8125 8,225.00									
TOTAL		8,000	8,160.48		8,154.72	(5.76)	9.37	110	1.35

+

GLENN FAMILY FOUNDATION

Account Number: 676-02734

YOUR EMA ASSETS

November 30, 2013 - December 31, 2013

PLEASE REFER TO NOTES BELOW FOR INFORMATION REGARDING CREDIT RATINGS.

EQUITIES									
<i>Description</i>	<i>Symbol</i>	<i>Acquired</i>	<i>Quantity</i>	<i>Unit Cost Basis</i>	<i>Total Cost Basis</i>	<i>Estimated Market Price</i>	<i>Estimated Market Value</i>	<i>Unrealized Gain/(Loss)</i>	<i>Estimated Current Annual Income Yield%</i>
ABBOTT LABS	ABT	09/13/13	17	34 8205	591 95	38 3300	651 61	59 66	15 2 29
		09/16/13	33	35 1815	1,160 99	38 3300	1,264 89	103 90	30 2 29
		10/03/13	29	33 5210	972 11	38 3300	1,111 57	139 46	26 2 29
<i>Subtotal</i>			79		2,725 05		3,028.07	303 02	71 2 29
ALCOA INC	AA	11/26/13	74	9 5500	706 70	10 6300	786 62	79 92	9 1 12
		12/02/13	117	9 5474	1,117 05	10 6300	1,243 71	126 66	15 1 12
<i>Subtotal</i>			191		1,823 75		2,030.33	206 58	24 1 12
AMERICAN CAP AGY CORP	AGNC	03/22/13	73	32 3684	2,362 90	19 2900	1,408.17	(954 73)	190 13 47
AMGEN INC COM PV \$0 0001	AMGN	03/22/13	17	96 4900	1,640 33	114 0800	1,939 36	299 03	42 2 13
		10/30/13	6	118 2100	709 26	114 0800	684 48	(24 78)	15 2 13
<i>Subtotal</i>			23		2,349 59		2,623.84	274 25	57 2 13
ANALOG DEVICES INC COM	ADI	03/22/13	59	44 8171	2,644 21	50 9300	3,004.87	360 66	81 2 67
APACHE CORP	APA	09/13/13	20	86 5195	1,730 39	85 9400	1,718.80	(11 59)	16 93
APPLIED MATERIAL INC	AMAT	06/11/13	114	15 2518	1,738 71	17 6800	2,015.52	276 81	46 2 26
AT&T INC	T	03/22/13	96	36 3889	3,493 34	35 1600	3,375.36	(117 98)	177 5 23
BABCOCK (THE) AND WILCOX CG SHS	BWC	03/22/13	62	28 0156	1,736 97	34 1900	2,119.78	382 81	25 1 16
BANK NEW YORK MELLON CGRP	BK	03/22/13	93	28 2198	2,624 45	34 9400	3,249.42	624 97	56 1 71
BB&T CORPORATION	BBT	03/22/13	57	30 7282	1,751 51	37 3200	2,127 24	375 73	53 2 46
		05/28/13	23	33 3573	767 22	37 3200	858 36	91 14	22 2 46
<i>Subtotal</i>			80		2,518 73		2,985.60	466 87	75 2 46
BERKSHIRE HATHAWAY INC DEL CL B NE/I	BRKB	03/22/13	17	102 3229	1,739 49	118 5600	2,015.52	276 03	

YOUR EMA ASSETS

November 30, 2013 - December 31, 2013

EQUITIES (continued)										
<i>Description</i>	<i>Symbol</i>	<i>Acquired</i>	<i>Quantity</i>	<i>Unit Cost Basis</i>	<i>Total Cost Basis</i>	<i>Estimated Market Price</i>	<i>Estimated Market Value</i>	<i>Unrealized Gain/(Loss)</i>	<i>Estimated Annual Income</i>	<i>Current Yield%</i>
BP PLC	SPON ADR	BP 11/01/13	39	46 2312	1,803 02	48 6100	1,895 79	92 77	89	4 69
		11/18/13	19	47 2410	897 58	48 6100	923 59	26 01	44	4 69
	<i>Subtotal</i>		<i>58</i>		<i>2,700 60</i>		<i>2,819.38</i>	<i>118 78</i>	<i>133</i>	<i>4 69</i>
CHUBB CORP		CB 03/22/13	41	86 2956	3,538 12	96 6300	3,961.83	423 71	73	1 82
CLOROX CO DEL COM		CLX 03/22/13	20	86 3100	1,726 20	92 7600	1,855.20	129 00	57	3 06
COMCAST CRP NEW CL A SPL		CMCSK 03/22/13	67	39 0502	2,616 37	49 8800	3,341.96	725 59	53	1 56
CORNING INC		GLW 10/24/13	104	17 4820	1,818 13	17 8200	1,853.28	35 15	42	2 24
COVIDIEN PLC SHS NEW		COV 03/22/13	26	60 6996	1,578 19	68 1000	1,770 60	192 41	34	1 87
		05/23/13	14	59 3635	831 09	68 1000	953 40	122 31	18	1 87
	<i>Subtotal</i>		<i>40</i>		<i>2,409 28</i>		<i>2,724.00</i>	<i>314 72</i>	<i>52</i>	<i>1 87</i>
CVS CAREMARK CORP		CVS 10/22/13	30	60 9323	1,827 97	71 5700	2,147.10	319 13	33	1 53
DEVON ENERGY CORP NEW		DVN 07/18/13	31	56 7687	1,759 83	61 8700	1,917.97	158 14	28	1 42
DOW CHEMICAL CO		DOW 03/22/13	80	32 7040	2,616 32	44 4000	3,552 00	935 68	103	2 88
		05/21/13	20	35 8580	717 16	44 4000	888 00	170 84	26	2 88
	<i>Subtotal</i>		<i>100</i>		<i>3,333 48</i>		<i>4,440.00</i>	<i>1,106 52</i>	<i>129</i>	<i>2 88</i>
DU PONT E I DE NEMOURS		DD 03/22/13	71	49 2364	3,495 79	64 9700	4,612.87	1,117 08	128	2 77
DUKE ENERGY CORP NEW		DUK 03/22/13	37	70 4975	2,608 41	69 0100	2,553.37	(55 04)	116	4 52
ENDURANCE SPECIALTY HLDG		ENH 03/22/13	37	47 0402	1,740 49	58 6700	2,170.79	430 30	48	2 18
FORD MOTOR CO		F 05/01/13	132	13 4809	1,779 49	15 4300	2,036 76	257 27	53	2 59
		07/10/13	23	16 7291	384 77	15 4300	354 89	(29 88)	10	2 59
	<i>Subtotal</i>		<i>155</i>		<i>2,164 26</i>		<i>2,391.65</i>	<i>227 39</i>	<i>63</i>	<i>2 59</i>
GENERAL ELECTRIC		GE 03/22/13	112	23 3266	2,612 59	28 0300	3,139.36	526 77	99	3 13
GLAXOSMITHKLINE PLC ADR		GSK 04/23/13	35	51 4048	1,799 17	53 3900	1,868 65	69 48	85	4 51
		06/11/13	15	51 7673	776 51	53 3900	800 85	24 34	37	4 51
	<i>Subtotal</i>		<i>50</i>		<i>2,575 68</i>		<i>2,669.50</i>	<i>93 82</i>	<i>122</i>	<i>4 51</i>
HCP INC		HCP 03/22/13	36	48 7461	1,754 86	36 3200	1,307.52	(447 34)	76	5 78

GLENN FAMILY FOUNDATION

Account Number: 676-02734

YOUR EMA ASSETS

November 30, 2013 - December 31, 2013

EQUITIES (continued)										
<i>Description</i>	<i>Symbol</i>	<i>Acquired</i>	<i>Quantity</i>	<i>Unit Cost Basis</i>	<i>Total Cost Basis</i>	<i>Estimated Market Price</i>	<i>Estimated Market Value</i>	<i>Unrealized Gain/(Loss)</i>	<i>Estimated Current Annual Income</i>	<i>Yield%</i>
HEALTH CARE REIT INC COM <i>REIT</i>	HCN	03/22/13	27	65 9214	1,779 88	53 5700	1,446.39	(333 49)	83	5 71
HEWLETT PACKARD CO DEL	HPQ	03/22/13	85	23 0564	1,959 80	27 9800	2,378.30	418 50	50	2 07
JOHNSON AND JOHNSON COM	JNJ	03/22/13	33	79 6266	2,627 68	91 5900	3,022.47	394 79	88	2 88
NATIONAL GRID PLC SP ADR	NGG	03/22/13	30	57 6186	1,728 56	65 3200	1,959.60	231 04	95	4 81
NEW YORK CMNTY BANCORP	NYCB	03/22/13	186	14 1460	2,631 17	16 8500	3,134.10	502 93	186	5 93
OCCIDENTAL PETE CORP CAL	OXY	04/29/13	20	87 4780	1,749 56	95 1000	1,902.00	152 44	52	2 69
OLD REPUB INTL CORP	ORI	03/22/13	138	12 6099	1,740 17	17 2700	2,383 26	643 09	100	4 16
		05/22/13	51	14 0035	714 18	17 2700	880 77	166 59	37	4 16
<i>Subtotal</i>			189		2,454 35		3,264.03	809 68	137	4 16
ORACLE CORP \$0 01 DEL	ORCL	11/18/13	52	34 8980	1,814 70	38 2600	1,989.52	174 82	25	1 25
PEPSICO INC	PEP	03/22/13	22	78 5654	1,728 44	82 9400	1,824.68	96 24	50	2 73
PPL CORPORATION	PPL	04/29/13	54	33 2616	1,796 13	30 0900	1,624 86	(171 27)	80	4 88
		06/11/13	6	28 9466	173 68	30 0900	180 54	6 86	9	4 88
<i>Subtotal</i>			60		1,969 81		1,805.40	(164 41)	89	4 88
PROCTER & GAMBLE CO	PG	03/22/13	34	77 1100	2,621 74	81 4100	2,767.94	146 20	82	2 95
SEMPRA ENERGY	SRE	03/22/13	20	79 8700	1,597 40	89 7600	1,795.20	197 80	51	2 80
ST JUDE MEDICAL INC	STJ	03/22/13	42	42 2373	1,773 97	61 9500	2,601.90	827 93	42	1 61
STAPLES INC	SPLS	06/19/13	107	16 3628	1,750 83	15 8900	1,700 23	(50 60)	52	3 02
		09/11/13	11	14 7545	162 30	15 8900	174 79	12 49	6	3 02
<i>Subtotal</i>			118		1,913 13		1,875.02	(38 11)	58	3 02
SYSCO CORPORATION	SY	03/22/13	75	34 8768	2,615 76	36 1000	2,707.50	91 74	87	3 21
TELEPHONE & DATA SYS INC <i>CGM NE/I</i>	TDS	03/22/13	83	21 1471	1,755 21	25 7800	2,139.74	384 53	43	1 97
TIME WARNER INC SHS	TWX	08/28/13	42	61 1785	2,569 50	69 7200	2,928.24	358 74	49	1 64

+

YOUR EMA ASSETS

November 30, 2013 - December 31, 2013

EQUITIES (continued)										
<i>Description</i>	<i>Symbol</i>	<i>Acquired</i>	<i>Quantity</i>	<i>Unit Cost Basis</i>	<i>Total Cost Basis</i>	<i>Estimated Market Price</i>	<i>Estimated Market Value</i>	<i>Unrealized Gain/(Loss)</i>	<i>Estimated Annual Income</i>	<i>Current Yield%</i>
UNILEVER NV NY REG SHS	UN	03/22/13	64	41 1659	2,634 62	40 2300	2,574 72	(59 90)	76	2 94
		05/22/13	21	42 0666	883 40	40 2300	844 83	(38 57)	25	2 94
<i>Subtotal</i>			85		3,518 02		3,419.55	(98 47)	101	2 94
VODAFONE GROU PLC SP ADR	VOD	09/12/13	12	33 1000	397 20	39 3100	471 72	74 52	20	4 04
		09/13/13	41	33 6080	1,377 93	39 3100	1,611 71	233 78	66	4 04
		09/24/13	50	34 3938	1,719 69	39 3100	1,965 50	245 81	80	4 04
		09/27/13	23	34 8447	801 43	39 3100	904 13	102 70	37	4 04
<i>Subtotal</i>			126		4,296 25		4,953.06	656 81	203	4 04
WAL-MART STORES INC	WMT	03/22/13	35	74 1365	2,594 78	78 6900	2,754.15	159 37	66	2 38
XEROX CORP	XRX	03/22/13	204	8 5747	1,749 24	12 1700	2,482.68	733 44	47	1 88
ZIMMER HOLDINGS INC COM	ZMH	03/22/13	36	73 2158	2,635 77	93 1900	3,354.84	719 07	29	85
3M COMPANY	MMM	03/22/13	16	106 2800	1,700 48	140 2500	2,244.00	543 52	55	2 43
TOTAL					117,954 84		132,231.37	14,276 53	3,838	2 90

MUTUAL FUNDS/CLOSED END FUNDS/UIT										
<i>Description</i>	<i>Quantity</i>	<i>Total Cost Basis</i>	<i>Estimated Market Price</i>	<i>Estimated Market Value</i>	<i>Unrealized Gain/(Loss)</i>	<i>Total Client Investment</i>	<i>Cumulative Investment Return (\$)</i>	<i>Estimated Annual Income</i>	<i>Current Yield%</i>	
ISHARES IBOXX \$	64	7,258 14	114 1880	7,308.03	49 89	7,258	49	281	3 83	
<i>INV7 GRADE CORP BD</i> <i>SYMBGL LQD Initial Purchase 09 30 13</i> <i>Fixed Income 100%</i>										
VANGUARD SHORT-TERM	339	27,207 46	79 7800	27,045.42	(162 04)	27,207	(162)	494	1 82	
<i>CORPORATE BOND</i> <i>SYMBGL VCSH Initial Purchase 03 22 13</i> <i>Fixed Income 100%</i>										
VANGUARD LONG-TERM CORP	84	7,611 45	82 9900	6,971.16	(640 29)	7,611	(640)	337	4 83	
<i>BOND</i> <i>SYMBGL VCLT Initial Purchase 03 22 13</i>										

+

GLENN FAMILY FOUNDATION

Account Number: 676-02734

YOUR EMA ASSETS

November 30, 2013 - December 31, 2013

MUTUAL FUNDS/CLOSED END FUNDS/UIT (continued) Description	Quantity	Total Cost Basis	Estimated Market Price	Estimated Market Value	Unrealized Gain/(Loss)	Total Client Investment	Cumulative Investment Return (\$)	Estimated Annual Current Income	Yield%
<i>Fixed Income 100%</i>									
<i>Subtotal (Fixed Income)</i>				41,324.61					
TOTAL		42,077.05		41,324.61	(752.44)		(753)	1,112	2.69

Total Client Investment: Cost of shares directly purchased and still held. Does not include shares purchased through reinvestment.

Cumulative Investment Return: Estimated Market Value minus Total Client Investment. Cumulative Investment Return is the dollar value of the capital appreciation (depreciation) of all shares purchased and still held, including shares acquired through reinvestment of dividends and distributions, which may be greater or less than the actual income distributed.

Unrealized Gain or (Loss): Estimated Market Value minus Total Cost Basis (total cost of shares directly purchased and still held, as well as cost of shares acquired through reinvestment). Provided for Tax Planning purposes only and is not applicable to retirement accounts.

Initial Purchase: Date of your initial investment in this fund.

Market Timing: Merrill Lynch's policies prohibit mutual fund market timing, which involves the purchase and sale of mutual fund shares within short periods of time with the intention of capturing short-term profits resulting from market volatility. Market timing may result in lower returns for long-term fund shareholders because market timers capture short-term gains that would otherwise pass to all shareholders and due to increased transaction costs and fewer assets for investment due to the need to retain cash to satisfy redemptions.

LONG PORTFOLIO	Adjusted/Total Cost Basis	Estimated Market Value	Unrealized Gain/(Loss)	Estimated Accrued Interest	Estimated Annual Income	Current Yield%
TOTAL	172,366.54	185,884.87	13,518.33	9.37	5,062	2.72

Notes

Δ Debt Instruments purchased at a premium show amortization

Θ Debt Instruments purchased at a discount show accretion

¹ Some agency securities are not backed by the full faith and credit of the United States government.

For Credit Ratings: S&P and Moody's provide credit ratings on the credit quality of certain bonds and preferred stocks. For a credit enhanced security, Moody's and S&P publish and provide third party vendors the higher of the rating on the credit enhancer (guarantor) or the stand alone rating on the underlying security.

YOUR EMA ASSETS

CASH/MONEY ACCOUNTS						
Description	Quantity	Total Cost Basis	Estimated Market Price	Estimated Market Value	Estimated Annual Income	Est Annual Yield%
CASH	0 56	0 56		.56		
+ML BANK DEPOSIT PROGRAM +FDIC INSURED NOT SIPC COVERED	18,045 00	18,045 00	1 0000	18,045.00	5	03
TOTAL		18,045 56		18,045.56	5	03

EQUITIES										
Description	Symbol	Acquired	Quantity	Unit Cost Basis	Total Cost Basis	Estimated Market Price	Estimated Market Value	Unrealized Gain/(Loss)	Estimated Annual Income	Current Yield%
UNIVERSAL FOREST PRODS	UFPI	N/A	2,000	N/A	N/A	52 1400	104,280.00	N/A	840	80
TOTAL							104,280.00		840	81

LONG PORTFOLIO				Adjusted/Total Cost Basis	Estimated Market Value	Unrealized Gain/(Loss)	Estimated Accrued Interest	Estimated Annual Income	Current Yield%
TOTAL				18,045 56	122,325.56			845	69

Notes
Total values exclude N/A items