



See a Social Security Number? Say Something!
Report Privacy Problems to <https://public.resource.org/privacy>
Or call the IRS Identity Theft Hotline at 1-800-908-4490



Form **990-PF**

Return of Private Foundation

OMB No 1545-0052

2013

Open to Public Inspection

or Section 4947(a)(1) Trust Treated as Private Foundation
Do not enter Social Security numbers on this form as it may be made public.

Information about Form 990-PF and its separate instructions is at www.irs.gov/form990pf

For calendar year 2013 or tax year beginning , 2013, and ending , 20

Name of foundation: **OTTO REDLICH CHARITABLE TRUST P64149001**

Number and street (or P O box number if mail is not delivered to street address): **10 S DEARBORN IL1-0117**

Room/suite: _____

City or town, state or province, country, and ZIP or foreign postal code: **CHICAGO, IL 60603**

A Employer identification number
76-6189212

B Telephone number (see instructions)
866-888-5157

C If exemption application is pending, check here

D 1 Foreign organizations, check here
2 Foreign organizations meeting the 85% test, check here and attach computation

E If private foundation status was terminated under section 507(b)(1)(A), check here

F If the foundation is in a 60-month termination under section 507(b)(1)(B), check here

G Check all that apply:
 Initial return
 Final return
 Address change
 Initial return of a former public charity
 Amended return
 Name change

H Check type of organization:
 Section 501(c)(3) exempt private foundation
 Section 4947(a)(1) nonexempt charitable trust
 Other taxable private foundation

I Fair market value of all assets at end of year (from Part II, col. (c), line 16) **\$ 254,424.**

J Accounting method: Cash Accrual
 Other (specify) _____
 (Part I, column (d) must be on cash basis)

Part I Analysis of Revenue and Expenses (The total of amounts in columns (b), (c), and (d) may not necessarily equal the amounts in column (a) (see instructions))		(a) Revenue and expenses per books	(b) Net investment income	(c) Adjusted net income	(d) Disbursements for charitable purposes (cash basis only)
1	Contributions, gifts, grants, etc., received (attach schedule)				
2	Check <input checked="" type="checkbox"/> if the foundation is not required to attach Sch B				
3	Interest on savings and temporary cash investments				
4	Dividends and interest from securities	5,009.	4,901.		
5a	Gross rents				
b	Net rental income or (loss)				
6a	Net gain or (loss) from sale of assets not on line 10	9,219.			
b	Gross sales price for all assets on line 6a	89,236.			
7	Capital gain net income (from Part IV, line 2)		9,219.		
8	Net short-term capital gain				
9	Income modifications				
10a	Gross sales less returns and allowances				
b	Less Cost of goods sold				
c	Gross profit or (loss) (attach schedule)				
11	Other income (attach schedule)	-139.	-569.		STMT 1
12	Total Add lines 1 through 11	14,089.	13,551.		
13	Compensation of officers, directors, trustees, etc.	2,049.	1,537.		512.
14	Other employee salaries and wages		NONE	NONE	
15	Pension plans, employee benefits		NONE	NONE	
16a	Legal fees (attach schedule)				
b	Accounting fees (attach schedule)				
c	Other professional fees (attach schedule)				
17	Interest				
18	Taxes (attach schedule) (see instructions)	266.	59.		STMT 2
19	Depreciation (attach schedule) and depletion				
20	Occupancy				
21	Travel, conferences, and meetings		NONE	NONE	
22	Printing and publications		NONE	NONE	
23	Other expenses (attach schedule)				
24	Total operating and administrative expenses. Add lines 13 through 23	2,315.	1,596.	NONE	512.
25	Contributions, gifts, grants paid	11,000.			11,000.
26	Total expenses and disbursements Add lines 24 and 25	13,315.	1,596.	NONE	11,512.
27	Subtract line 26 from line 12				
a	Excess of revenue over expenses and disbursements	774.			
b	Net investment income (if negative, enter -0-)		11,955.		
c	Adjusted net income (if negative, enter -0-)				

EMPLOYEE POSTMARK DATE JUN 19 2014

803 OPERATING AND ADMINISTRATIVE EXPENSES RECEIVED JUN 26 2014

22

Part II Balance Sheets		Attached schedules and amounts in the description column should be for end-of-year amounts only (See instructions)	Beginning of year	End of year	
			(a) Book Value	(b) Book Value	(c) Fair Market Value
Assets	1	Cash - non-interest-bearing	1,108.	1,973.	1,973.
	2	Savings and temporary cash investments	7,534.	18,138.	18,138.
	3	Accounts receivable ▶ Less: allowance for doubtful accounts ▶			
	4	Pledges receivable ▶ Less: allowance for doubtful accounts ▶			
	5	Grants receivable			
	6	Receivables due from officers, directors, trustees, and other disqualified persons (attach schedule) (see instructions)			
	7	Other notes and loans receivable (attach schedule) ▶ Less: allowance for doubtful accounts ▶			NONE
	8	Inventories for sale or use			
	9	Prepaid expenses and deferred charges			
	10 a	Investments - U S and state government obligations (attach schedule). . .			
	b	Investments - corporate stock (attach schedule)	113,374.	104,688.	135,356.
	c	Investments - corporate bonds (attach schedule).	67,564.	55,810.	57,031.
	11	Investments - land, buildings, and equipment basis ▶ Less: accumulated depreciation ▶ (attach schedule)			
	12	Investments - mortgage loans			
	13	Investments - other (attach schedule)	31,938.	41,987.	41,926.
	14	Land, buildings, and equipment basis ▶ Less: accumulated depreciation ▶ (attach schedule)			
15	Other assets (describe ▶)				
16	Total assets (to be completed by all filers - see the instructions Also, see page 1, item I)	221,518.	222,596.	254,424.	
Liabilities	17	Accounts payable and accrued expenses			
	18	Grants payable			
	19	Deferred revenue			
	20	Loans from officers, directors, trustees, and other disqualified persons . .			
	21	Mortgages and other notes payable (attach schedule)			
	22	Other liabilities (describe ▶)			
23	Total liabilities (add lines 17 through 22)			NONE	
Net Assets or Fund Balances	Foundations that follow SFAS 117, check here ▶ <input type="checkbox"/> and complete lines 24 through 26 and lines 30 and 31.				
	24	Unrestricted			
	25	Temporarily restricted			
	26	Permanently restricted			
	Foundations that do not follow SFAS 117, . . . ▶ <input checked="" type="checkbox"/> check here and complete lines 27 through 31.				
	27	Capital stock, trust principal, or current funds	221,518.	222,596.	
	28	Paid-in or capital surplus, or land, bldg, and equipment fund			
29	Retained earnings, accumulated income, endowment, or other funds . .				
30	Total net assets or fund balances (see instructions)	221,518.	222,596.		
31	Total liabilities and net assets/fund balances (see instructions)	221,518.	222,596.		

Part III Analysis of Changes in Net Assets or Fund Balances

1	Total net assets or fund balances at beginning of year - Part II, column (a), line 30 (must agree with end-of-year figure reported on prior year's return)	1	221,518.
2	Enter amount from Part I, line 27a	2	774.
3	Other increases not included in line 2 (itemize) ▶ PRIOR PERIOD ADJUSTMENT	3	304.
4	Add lines 1, 2, and 3	4	222,596.
5	Decreases not included in line 2 (itemize) ▶	5	
6	Total net assets or fund balances at end of year (line 4 minus line 5) - Part II, column (b), line 30	6	222,596.

Part IV Capital Gains and Losses for Tax on Investment Income

(a) List and describe the kind(s) of property sold (e.g., real estate, 2-story brick warehouse, or common stock, 200 shs MLC Co)		(b) How acquired P - Purchase D - Donation	(c) Date acquired (mo, day, yr)	(d) Date sold (mo, day, yr)
1a PUBLICLY TRADED SECURITIES				
b				
c				
d				
e				
(e) Gross sales price	(f) Depreciation allowed (or allowable)	(g) Cost or other basis plus expense of sale	(h) Gain or (loss) (e) plus (f) minus (g)	
a 89,236.		80,017.	9,219.	
b				
c				
d				
e				
Complete only for assets showing gain in column (h) and owned by the foundation on 12/31/69				(i) Gains (Col (h) gain minus col (k), but not less than -0-) or Losses (from col (h))
(i) FMV as of 12/31/69	(j) Adjusted basis as of 12/31/69	(k) Excess of col (i) over col (j), if any		
a			9,219.	
b				
c				
d				
e				
2 Capital gain net income or (net capital loss)		{ If gain, also enter in Part I, line 7 If (loss), enter -0- in Part I, line 7 }		2 9,219.
3 Net short-term capital gain or (loss) as defined in sections 1222(5) and (6): If gain, also enter in Part I, line 8, column (c) (see instructions). If (loss), enter -0- in Part I, line 8		{ If gain, also enter in Part I, line 7 If (loss), enter -0- in Part I, line 7 }		3

Part V Qualification Under Section 4940(e) for Reduced Tax on Net Investment Income

(For optional use by domestic private foundations subject to the section 4940(a) tax on net investment income.)

If section 4940(d)(2) applies, leave this part blank

Was the foundation liable for the section 4942 tax on the distributable amount of any year in the base period? Yes No
 If "Yes," the foundation does not qualify under section 4940(e). Do not complete this part.

1 Enter the appropriate amount in each column for each year; see the instructions before making any entries.

(a) Base period years Calendar year (or tax year beginning in)	(b) Adjusted qualifying distributions	(c) Net value of noncharitable-use assets	(d) Distribution ratio (col (b) divided by col (c))
2012	12,096.	237,547.	0.050920
2011	13,177.	245,770.	0.053615
2010	13,317.	245,593.	0.054224
2009	13,572.	236,272.	0.057442
2008	10,400.	266,981.	0.038954

2 Total of line 1, column (d)	2 0.255155
3 Average distribution ratio for the 5-year base period - divide the total on line 2 by 5, or by the number of years the foundation has been in existence if less than 5 years	3 0.051031
4 Enter the net value of noncharitable-use assets for 2013 from Part X, line 5	4 241,590.
5 Multiply line 4 by line 3	5 12,329.
6 Enter 1% of net investment income (1% of Part I, line 27b)	6 120.
7 Add lines 5 and 6	7 12,449.
8 Enter qualifying distributions from Part XII, line 4 If line 8 is equal to or greater than line 7, check the box in Part VI, line 1b, and complete that part using a 1% tax rate See the Part VI instructions.	8 11,512.

Part VI Excise Tax Based on Investment Income (Section 4940(a), 4940(b), 4940(e), or 4948 - see instructions)

Table with 11 rows for excise tax calculations. Includes sub-rows 6a-6d for credits and payments. Total tax due is 235.

Part VII-A Statements Regarding Activities

Table with 10 rows for activity statements. Includes Yes/No columns. Activities include political campaign influence, unrelated business income, and substantial contributors.

Part VII-A Statements Regarding Activities (continued)

11 At any time during the year, did the foundation, directly or indirectly, own a controlled entity within the meaning of section 512(b)(13)? If "Yes," attach schedule (see instructions) 11 X
12 Did the foundation make a distribution to a donor advised fund over which the foundation or a disqualified person had advisory privileges? If "Yes," attach statement (see instructions) 12 X
13 Did the foundation comply with the public inspection requirements for its annual returns and exemption application? 13 X
Website address N/A
14 The books are in care of JPMORGAN CHASE BANK, NA Telephone no (866) 888-5157
Located at 10 S DEARBORN IL1-0117, CHICAGO, IL ZIP+4 60603
15 Section 4947(a)(1) nonexempt charitable trusts filing Form 990-PF in lieu of Form 1041 - Check here X
and enter the amount of tax-exempt interest received or accrued during the year 15
16 At any time during calendar year 2013, did the foundation have an interest in or a signature or other authority over a bank, securities, or other financial account in a foreign country? 16 Yes No X
See the instructions for exceptions and filing requirements for Form TD F 90-22.1 If "Yes," enter the name of the foreign country

Part VII-B Statements Regarding Activities for Which Form 4720 May Be Required

File Form 4720 if any item is checked in the "Yes" column, unless an exception applies.

1a During the year did the foundation (either directly or indirectly)
(1) Engage in the sale or exchange, or leasing of property with a disqualified person? Yes No X
(2) Borrow money from, lend money to, or otherwise extend credit to (or accept it from) a disqualified person? Yes No X
(3) Furnish goods, services, or facilities to (or accept them from) a disqualified person? Yes No X
(4) Pay compensation to, or pay or reimburse the expenses of, a disqualified person? X Yes No
(5) Transfer any income or assets to a disqualified person (or make any of either available for the benefit or use of a disqualified person)? Yes No X
(6) Agree to pay money or property to a government official? (Exception. Check "No" if the foundation agreed to make a grant to or to employ the official for a period after termination of government service, if terminating within 90 days) Yes No X
b If any answer is "Yes" to 1a(1)-(6), did any of the acts fail to qualify under the exceptions described in Regulations section 53.4941(d)-3 or in a current notice regarding disaster assistance (see instructions)? 1b X
Organizations relying on a current notice regarding disaster assistance check here
c Did the foundation engage in a prior year in any of the acts described in 1a, other than excepted acts, that were not corrected before the first day of the tax year beginning in 2013? 1c
2 Taxes on failure to distribute income (section 4942) (does not apply for years the foundation was a private operating foundation defined in section 4942(j)(3) or 4942(j)(5))
a At the end of tax year 2013, did the foundation have any undistributed income (lines 6d and 6e, Part XIII) for tax year(s) beginning before 2013? Yes No X
If "Yes," list the years
b Are there any years listed in 2a for which the foundation is not applying the provisions of section 4942(a)(2) (relating to incorrect valuation of assets) to the year's undistributed income? (If applying section 4942(a)(2) to all years listed, answer "No" and attach statement - see instructions) 2b
c If the provisions of section 4942(a)(2) are being applied to any of the years listed in 2a, list the years here
3a Did the foundation hold more than a 2% direct or indirect interest in any business enterprise at any time during the year? Yes No X
b If "Yes," did it have excess business holdings in 2013 as a result of (1) any purchase by the foundation or disqualified persons after May 26, 1969; (2) the lapse of the 5-year period (or longer period approved by the Commissioner under section 4943(c)(7)) to dispose of holdings acquired by gift or bequest, or (3) the lapse of the 10-, 15-, or 20-year first phase holding period? (Use Schedule C, Form 4720, to determine if the foundation had excess business holdings in 2013) 3b
4a Did the foundation invest during the year any amount in a manner that would jeopardize its charitable purposes? 4a X
b Did the foundation make any investment in a prior year (but after December 31, 1969) that could jeopardize its charitable purpose that had not been removed from jeopardy before the first day of the tax year beginning in 2013? 4b X

Part VII-B Statements Regarding Activities for Which Form 4720 May Be Required (continued)

5a During the year did the foundation pay or incur any amount to:

(1) Carry on propoganda, or otherwise attempt to influence legislation (section 4945(e))? Yes No

(2) Influence the outcome of any specific public election (see section 4955), or to carry on, directly or indirectly, any voter registration drive? Yes No

(3) Provide a grant to an individual for travel, study, or other similar purposes? Yes No

(4) Provide a grant to an organization other than a charitable, etc, organization described in section 509(a)(1), (2), or (3), or section 4940(d)(2)? (see instructions) Yes No

(5) Provide for any purpose other than religious, charitable, scientific, literary, or educational purposes, or for the prevention of cruelty to children or animals? Yes No

b If any answer is "Yes" to 5a(1)-(5), did any of the transactions fail to qualify under the exceptions described in Regulations section 53 4945 or in a current notice regarding disaster assistance (see instructions)? **5b**

Organizations relying on a current notice regarding disaster assistance check here

c If the answer is "Yes" to question 5a(4), does the foundation claim exemption from the tax because it maintained expenditure responsibility for the grant? Yes No

If "Yes," attach the statement required by Regulations section 53 4945-5(d)

6a Did the foundation, during the year, receive any funds, directly or indirectly, to pay premiums on a personal benefit contract? Yes No

b Did the foundation, during the year, pay premiums, directly or indirectly, on a personal benefit contract? **6b** X

If "Yes" to 6b, file Form 8870

7a At any time during the tax year, was the foundation a party to a prohibited tax shelter transaction? Yes No

b If "Yes," did the foundation receive any proceeds or have any net income attributable to the transaction? **7b**

Part VIII Information About Officers, Directors, Trustees, Foundation Managers, Highly Paid Employees, and Contractors

1 List all officers, directors, trustees, foundation managers and their compensation (see instructions).

(a) Name and address	(b) Title, and average hours per week devoted to position	(c) Compensation (if not paid, enter -0-)	(d) Contributions to employee benefit plans and deferred compensation	(e) Expense account, other allowances
JPMORGAN CHASE BANK, NA 10 S DEARBORN IL1-0117, CHICAGO, IL 60603	TRUSTEE 5	2,049.	-0-	-0-

2 Compensation of five highest-paid employees (other than those included on line 1 - see instructions). If none, enter "NONE."

(a) Name and address of each employee paid more than \$50,000	(b) Title, and average hours per week devoted to position	(c) Compensation	(d) Contributions to employee benefit plans and deferred compensation	(e) Expense account, other allowances
NONE		NONE	NONE	NONE

Total number of other employees paid over \$50,000 **NONE**

Part VIII Information About Officers, Directors, Trustees, Foundation Managers, Highly Paid Employees, and Contractors (continued)

3 Five highest-paid independent contractors for professional services (see instructions). If none, enter "NONE."

(a) Name and address of each person paid more than \$50,000	(b) Type of service	(c) Compensation
NONE		NONE

Total number of others receiving over \$50,000 for professional services		NONE

Part IX-A Summary of Direct Charitable Activities

List the foundation's four largest direct charitable activities during the tax year. Include relevant statistical information such as the number of organizations and other beneficiaries served, conferences convened, research papers produced, etc	Expenses
1 NONE	
2	
3	
4	

Part IX-B Summary of Program-Related Investments (see instructions)

Describe the two largest program-related investments made by the foundation during the tax year on lines 1 and 2	Amount
1 NONE	
2	
All other program-related investments See instructions	
3 NONE	
Total. Add lines 1 through 3	

Part X Minimum Investment Return (All domestic foundations must complete this part. Foreign foundations, see instructions.)

1	Fair market value of assets not used (or held for use) directly in carrying out charitable, etc., purposes:		
a	Average monthly fair market value of securities	1a	235,362.
b	Average of monthly cash balances	1b	9,907.
c	Fair market value of all other assets (see instructions)	1c	NONE
d	Total (add lines 1a, b, and c)	1d	245,269.
e	Reduction claimed for blockage or other factors reported on lines 1a and 1c (attach detailed explanation)	1e	
2	Acquisition indebtedness applicable to line 1 assets	2	NONE
3	Subtract line 2 from line 1d	3	245,269.
4	Cash deemed held for charitable activities Enter 1 1/2% of line 3 (for greater amount, see instructions)	4	3,679.
5	Net value of noncharitable-use assets. Subtract line 4 from line 3 Enter here and on Part V, line 4	5	241,590.
6	Minimum investment return. Enter 5% of line 5	6	12,080.

Part XI Distributable Amount (see instructions) (Section 4942(j)(3) and (j)(5) private operating foundations and certain foreign organizations check here and do not complete this part.)

1	Minimum investment return from Part X, line 6	1	12,080.
2a	Tax on investment income for 2013 from Part VI, line 5	2a	239.
b	Income tax for 2013. (This does not include the tax from Part VI.)	2b	
c	Add lines 2a and 2b	2c	239.
3	Distributable amount before adjustments. Subtract line 2c from line 1	3	11,841.
4	Recoveries of amounts treated as qualifying distributions	4	NONE
5	Add lines 3 and 4	5	11,841.
6	Deduction from distributable amount (see instructions)	6	NONE
7	Distributable amount as adjusted. Subtract line 6 from line 5. Enter here and on Part XIII, line 1.	7	11,841.

Part XII Qualifying Distributions (see instructions)

1	Amounts paid (including administrative expenses) to accomplish charitable, etc., purposes:		
a	Expenses, contributions, gifts, etc. - total from Part I, column (d), line 26	1a	11,512.
b	Program-related investments - total from Part IX-B	1b	
2	Amounts paid to acquire assets used (or held for use) directly in carrying out charitable, etc., purposes	2	NONE
3	Amounts set aside for specific charitable projects that satisfy the:		
a	Suitability test (prior IRS approval required)	3a	NONE
b	Cash distribution test (attach the required schedule)	3b	NONE
4	Qualifying distributions. Add lines 1a through 3b Enter here and on Part V, line 8, and Part XIII, line 4	4	11,512.
5	Foundations that qualify under section 4940(e) for the reduced rate of tax on net investment income. Enter 1% of Part I, line 27b (see instructions)	5	N/A
6	Adjusted qualifying distributions. Subtract line 5 from line 4	6	11,512.

Note. The amount on line 6 will be used in Part V, column (b), in subsequent years when calculating whether the foundation qualifies for the section 4940(e) reduction of tax in those years.

Part XIII Undistributed Income (see instructions)

	(a) Corpus	(b) Years prior to 2012	(c) 2012	(d) 2013
1 Distributable amount for 2013 from Part XI, line 7				11,841.
2 Undistributed income, if any, as of the end of 2013				
a Enter amount for 2012 only			8,695.	
b Total for prior years: 20 <u>11</u> , 20 <u> </u> , 20 <u> </u>		NONE		
3 Excess distributions carryover, if any, to 2013:				
a From 2008	NONE			
b From 2009	NONE			
c From 2010	NONE			
d From 2011	NONE			
e From 2012	NONE			
f Total of lines 3a through e	NONE			
4 Qualifying distributions for 2013 from Part XII, line 4 ▶ \$ <u>11,512.</u>				
a Applied to 2012, but not more than line 2a			8,695.	
b Applied to undistributed income of prior years (Election required - see instructions)		NONE		
c Treated as distributions out of corpus (Election required - see instructions)	NONE			
d Applied to 2013 distributable amount				2,817.
e Remaining amount distributed out of corpus	NONE			
5 Excess distributions carryover applied to 2013 (If an amount appears in column (d), the same amount must be shown in column (a))	NONE			NONE
6 Enter the net total of each column as indicated below:				
a Corpus Add lines 3f, 4c, and 4e Subtract line 5	NONE			
b Prior years' undistributed income Subtract line 4b from line 2b		NONE		
c Enter the amount of prior years' undistributed income for which a notice of deficiency has been issued, or on which the section 4942(a) tax has been previously assessed		NONE		
d Subtract line 6c from line 6b Taxable amount - see instructions		NONE		
e Undistributed income for 2012 Subtract line 4a from line 2a Taxable amount - see instructions				
f Undistributed income for 2013 Subtract lines 4d and 5 from line 1 This amount must be distributed in 2014				9,024.
7 Amounts treated as distributions out of corpus to satisfy requirements imposed by section 170(b)(1)(F) or 4942(g)(3) (see instructions)	NONE			
8 Excess distributions carryover from 2008 not applied on line 5 or line 7 (see instructions)	NONE			
9 Excess distributions carryover to 2014. Subtract lines 7 and 8 from line 6a	NONE			
10 Analysis of line 9				
a Excess from 2009	NONE			
b Excess from 2010	NONE			
c Excess from 2011	NONE			
d Excess from 2012	NONE			
e Excess from 2013	NONE			

Part XIV Private Operating Foundations (see instructions and Part VII-A, question 9) **NOT APPLICABLE**

1 a If the foundation has received a ruling or determination letter that it is a private operating foundation, and the ruling is effective for 2013, enter the date of the ruling ▶

b Check box to indicate whether the foundation is a private operating foundation described in section 4942(j)(3) or 4942(j)(5)

	Tax year				(e) Total
	(a) 2013	(b) 2012	(c) 2011	(d) 2010	
2 a Enter the lesser of the adjusted net income from Part I or the minimum investment return from Part X for each year listed					
b 85% of line 2a					
c Qualifying distributions from Part XII, line 4 for each year listed					
d Amounts included in line 2c not used directly for active conduct of exempt activities					
e Qualifying distributions made directly for active conduct of exempt activities Subtract line 2d from line 2c					
3 Complete 3a, b, or c for the alternative test relied upon					
a "Assets" alternative test - enter					
(1) Value of all assets					
(2) Value of assets qualifying under section 4942(j)(3)(B)(i).					
b "Endowment" alternative test - enter 2/3 of minimum investment return shown in Part X, line 6 for each year listed					
c "Support" alternative test - enter					
(1) Total support other than gross investment income (interest, dividends, rents, payments on securities loans (section 512(a)(5)), or royalties).					
(2) Support from general public and 5 or more exempt organizations as provided in section 4942(j)(3)(B)(ii)					
(3) Largest amount of support from an exempt organization.					
(4) Gross investment income					

Part XV Supplementary Information (Complete this part only if the foundation had \$5,000 or more in assets at any time during the year - see instructions.)

1 Information Regarding Foundation Managers:

a List any managers of the foundation who have contributed more than 2% of the total contributions received by the foundation before the close of any tax year (but only if they have contributed more than \$5,000). (See section 507(d)(2).)

N/A

b List any managers of the foundation who own 10% or more of the stock of a corporation (or an equally large portion of the ownership of a partnership or other entity) of which the foundation has a 10% or greater interest.

N/A

2 Information Regarding Contribution, Grant, Gift, Loan, Scholarship, etc., Programs:

Check here if the foundation only makes contributions to preselected charitable organizations and does not accept unsolicited requests for funds. If the foundation makes gifts, grants, etc (see instructions) to individuals or organizations under other conditions, complete items 2a, b, c, and d.

a The name, address, and telephone number or e-mail address of the person to whom applications should be addressed:

b The form in which applications should be submitted and information and materials they should include:

c Any submission deadlines.

d Any restrictions or limitations on awards, such as by geographical areas, charitable fields, kinds of institutions, or other factors:

Part XV Supplementary Information (continued)

3 Grants and Contributions Paid During the Year or Approved for Future Payment

Recipient Name and address (home or business)	If recipient is an individual, show any relationship to any foundation manager or substantial contributor	Foundation status of recipient	Purpose of grant or contribution	Amount
a Paid during the year				
WISH WITH WINGS, INC. 3817 ALAMO AVENUE FORTH WORTH TX 76107	NONE	PUBLIC CHA	GENERAL	5,000.
TEXAS WESLEYAN UNIVERSITY OTTO REDLICH CHARIT 1201 WESLEYAN ST FORT WORTH TX 76105	NONE	PUBLIC CHA	GENERAL	6,000.
Total ▶ 3a				11,000.
b Approved for future payment				
Total ▶ 3b				

FORM 990PF, PART I - OTHER INCOME
=====

DESCRIPTION	REVENUE AND EXPENSES PER BOOKS	NET INVESTMENT INCOME
DEFERRED INCOME	-139.	
POWERSHARES DB COMM TRACKING INDEX FUND		-569.
TOTALS	-139.	-569.

FORM 990PF, PART I - TAXES
=====

DESCRIPTION	REVENUE AND EXPENSES PER BOOKS	NET INVESTMENT INCOME
FEDERAL TAX PAYMENT - PRIOR YE	43.	
FEDERAL ESTIMATES - PRINCIPAL	164.	
FOREIGN TAXES ON QUALIFIED FOR	50.	50.
FOREIGN TAXES ON NONQUALIFIED	9.	9.
TOTALS	266.	59.

**SCHEDULE D
(Form 1041)**

Department of the Treasury
Internal Revenue Service

Capital Gains and Losses

▶ Attach to Form 1041, Form 5227, or Form 990-T.
▶ Use Form 8949 to list your transactions for lines 1b, 2, 3, 8b, 9 and 10.
▶ Information about Schedule D and its separate instructions is at www.irs.gov/form1041

OMB No. 1545-0092

2013

Name of estate or trust

OTTO REDLICH CHARITABLE TRUST P64149001

Employer identification number

76-6189212

Note: Form 5227 filers need to complete only Parts I and II

Part I Short-Term Capital Gains and Losses - Assets Held One Year or Less

See instructions for how to figure the amounts to enter on the lines below.

This form may be easier to complete if you round off cents to whole dollars.

	(d) Proceeds (sales price)	(e) Cost (or other basis)	(g) Adjustments to gain or loss from Form(s) 8949, Part I, line 2, column (g)	(h) Gain or (loss) Subtract column (e) from column (d) and combine the result with column (g)
1a Totals for all short-term transactions reported on Form 1099-B for which basis was reported to the IRS and for which you have no adjustments (see instructions). However, if you choose to report all these transactions on Form 8949, leave this line blank and go to line 1b				
1b Totals for all transactions reported on Form(s) 8949 with Box A checked				
2 Totals for all transactions reported on Form(s) 8949 with Box B checked				
3 Totals for all transactions reported on Form(s) 8949 with Box C checked	17,316.	16,748.		568.
4 Short-term capital gain or (loss) from Forms 4684, 6252, 6781, and 8824				4
5 Net short-term gain or (loss) from partnerships, S corporations, and other estates or trusts				5
6 Short-term capital loss carryover. Enter the amount, if any, from line 9 of the 2012 Capital Loss Carryover Worksheet				6 ()
7 Net short-term capital gain or (loss). Combine lines 1a through 6 in column (h). Enter here and on line 17, column (3) on the back ▶				7 568.

Part II Long-Term Capital Gains and Losses - Assets Held More Than One Year

See instructions for how to figure the amounts to enter on the lines below.

This form may be easier to complete if you round off cents to whole dollars.

	(d) Proceeds (sales price)	(e) Cost (or other basis)	(g) Adjustments to gain or loss from Form(s) 8949, Part II, line 2, column (g)	(h) Gain or (loss) Subtract column (e) from column (d) and combine the result with column (g)
8a Totals for all long-term transactions reported on Form 1099-B for which basis was reported to the IRS and for which you have no adjustments (see instructions). However, if you choose to report all these transactions on Form 8949, leave this line blank and go to line 8b				
8b Totals for all transactions reported on Form(s) 8949 with Box D checked				
9 Totals for all transactions reported on Form(s) 8949 with Box E checked				
10 Totals for all transactions reported on Form(s) 8949 with Box F checked	69,446.	63,269.		6,177.
11 Long-term capital gain or (loss) from Forms 2439, 4684, 6252, 6781, and 8824				11
12 Net long-term gain or (loss) from partnerships, S corporations, and other estates or trusts				12
13 Capital gain distributions				13 2,474.
14 Gain from Form 4797, Part I				14
15 Long-term capital loss carryover. Enter the amount, if any, from line 14 of the 2012 Capital Loss Carryover Worksheet				15 ()
16 Net long-term capital gain or (loss). Combine lines 8a through 15 in column (h). Enter here and on line 18a, column (3) on the back ▶				16 8,651.

For Paperwork Reduction Act Notice, see the Instructions for Form 1041.

Schedule D (Form 1041) 2013

JSA
3F1210 1 000

Part III Summary of Parts I and II		(1) Beneficiaries' (see instr.)	(2) Estate's or trust's	(3) Total
Caution: Read the instructions before completing this part.				
17	Net short-term gain or (loss)	17		568.
18	Net long-term gain or (loss):			
a	Total for year	18a		8,651.
b	Unrecaptured section 1250 gain (see line 18 of the wrksh.)	18b		
c	28% rate gain	18c		493.
19	Total net gain or (loss). Combine lines 17 and 18a ▶	19		9,219.

Note: If line 19, column (3), is a net gain, enter the gain on Form 1041, line 4 (or Form 990-T, Part I, line 4a). If lines 18a and 19, column (2), are net gains, go to Part V, and do not complete Part IV. If line 19, column (3), is a net loss, complete Part IV and the **Capital Loss Carryover Worksheet**, as necessary.

Part IV Capital Loss Limitation	
20	Enter here and enter as a (loss) on Form 1041, line 4 (or Form 990-T, Part I, line 4c, if a trust), the smaller of: a The loss on line 19, column (3) or b \$3,000 20 ()

Note: If the loss on line 19, column (3), is more than \$3,000, or if Form 1041, page 1, line 22 (or Form 990-T, line 34), is a loss, complete the **Capital Loss Carryover Worksheet** in the instructions to figure your capital loss carryover.

Part V Tax Computation Using Maximum Capital Gains Rates

Form 1041 filers. Complete this part **only** if both lines 18a and 19 in column (2) are gains, or an amount is entered in Part I or Part II and there is an entry on Form 1041, line 2b(2), and Form 1041, line 22, is more than zero.

Caution: Skip this part and complete the **Schedule D Tax Worksheet** in the instructions if:

- Either line 18b, col. (2) or line 18c, col. (2) is more than zero, or
- Both Form 1041, line 2b(1), and Form 4952, line 4g are more than zero.

Form 990-T trusts. Complete this part **only** if both lines 18a and 19 are gains, or qualified dividends are included in income in Part I of Form 990-T, and Form 990-T, line 34, is more than zero. Skip this part and complete the **Schedule D Tax Worksheet** in the instructions if either line 18b, col. (2) or line 18c, col. (2) is more than zero.

21	Enter taxable income from Form 1041, line 22 (or Form 990-T, line 34)	21		
22	Enter the smaller of line 18a or 19 in column (2) but not less than zero	22		
23	Enter the estate's or trust's qualified dividends from Form 1041, line 2b(2) (or enter the qualified dividends included in income in Part I of Form 990-T)	23		
24	Add lines 22 and 23	24		
25	If the estate or trust is filing Form 4952, enter the amount from line 4g; otherwise, enter -0- ▶	25		
26	Subtract line 25 from line 24. If zero or less, enter -0-	26		
27	Subtract line 26 from line 21. If zero or less, enter -0-	27		
28	Enter the smaller of the amount on line 21 or \$2,450	28		
29	Enter the smaller of the amount on line 27 or line 28	29		
30	Subtract line 29 from line 28. If zero or less, enter -0-. This amount is taxed at 0% ▶	30		
31	Enter the smaller of line 21 or line 26	31		
32	Subtract line 30 from line 26	32		
33	Enter the smaller of line 21 or \$11,950	33		
34	Add lines 27 and 30	34		
35	Subtract line 34 from line 33. If zero or less, enter -0-	35		
36	Enter the smaller of line 32 or line 35	36		
37	Multiply line 36 by 15% ▶	37		
38	Enter the amount from line 31	38		
39	Add lines 30 and 36	39		
40	Subtract line 39 from line 38. If zero or less, enter -0-	40		
41	Multiply line 40 by 20% ▶	41		
42	Figure the tax on the amount on line 27. Use the 2013 Tax Rate Schedule for Estates and Trusts (see the Schedule G instructions in the instructions for Form 1041)	42		
43	Add lines 37, 41, and 42	43		
44	Figure the tax on the amount on line 21. Use the 2013 Tax Rate Schedule for Estates and Trusts (see the Schedule G instructions in the instructions for Form 1041)	44		
45	Tax on all taxable income. Enter the smaller of line 43 or line 44 here and on Form 1041, Schedule G, line 1a (or Form 990-T, line 36) ▶	45		

Sales and Other Dispositions of Capital Assets

Department of the Treasury
Internal Revenue Service

► Information about Form 8949 and its separate instructions is at www.irs.gov/form8949.

2013

► File with your Schedule D to list your transactions for lines 1b, 2, 3, 8b, 9, and 10 of Schedule D.

Attachment
Sequence No **12A**

Name(s) shown on return **OTTO REDLICH CHARITABLE TRUST P64149001** Social security number or taxpayer identification number **76-6189212**

Most brokers issue their own substitute statement instead of using Form 1099-B. They also may provide basis information (usually your cost) to you on the statement even if it is not reported to the IRS. Before you check Box A, B, or C below, determine whether you received any statement(s) and, if so, the transactions for which basis was reported to the IRS. Brokers are required to report basis to the IRS for most stock you bought in 2011 or later.

Part I Short-Term. Transactions involving capital assets you held one year or less are short-term. For long-term transactions, see page 2.

Note. You may aggregate all short-term transactions reported on Form(s) 1099-B showing basis was reported to the IRS and for which no adjustments or codes are required. Enter the total directly on Schedule D, line 1a; you are not required to report these transactions on Form 8949 (see instructions).

You must check Box A, B, or C below. Check only one box. If more than one box applies for your short-term transactions, complete a separate Form 8949, page 1, for each applicable box. If you have more short-term transactions than will fit on this page for one or more of the boxes, complete as many forms with the same box checked as you need.

- (A) Short-term transactions reported on Form(s) 1099-B showing basis was reported to the IRS (see Note above)
- (B) Short-term transactions reported on Form(s) 1099-B showing basis was not reported to the IRS
- (C) Short-term transactions not reported to you on Form 1099-B

1	(a) Description of property (Example 100 sh XYZ Co)	(b) Date acquired (Mo, day, yr)	(c) Date sold or disposed (Mo, day, yr)	(d) Proceeds (sales price) (see instructions)	(e) Cost or other basis. See the Note below and see Column (e) in the separate instructions	Adjustment, if any, to gain or loss If you enter an amount in column (g), enter a code in column (f). See the separate instructions.		(h) Gain or (loss) Subtract column (e) from column (d) and combine the result with column (g)
						(f) Code(s) from instructions	(g) Amount of adjustment	
118	112 JPM MID CAP CORE F	10/18/2012	04/17/2013	2,321.00	2,139.00			182.00
16.	SPDR TR UNIT SER 1	10/18/2012	05/14/2013	2,644.00	2,334.00			310.00
3.	SPDR GOLD TRUST	05/14/2013	06/05/2013	407.00	414.00			-7.00
3.	SPDR GOLD TRUST	05/14/2013	06/05/2013	407.00	414.00			-7.00
4.	SPDR GOLD TRUST	05/14/2013	06/05/2013	542.00	551.00			-9.00
4.	SPDR GOLD TRUST	05/14/2013	06/05/2013	542.00	551.00			-9.00
75.	388 JPMORGAN EMERGING M FUND	02/04/2013	07/31/2013	1,645.00	1,788.00			-143.00
268.	29 T ROWE PRICE OVERSE FUND	10/18/2012	07/31/2013	2,476.00	2,259.00			217.00
17	995 HARTFORD CAPITAL AP FUND	04/17/2013	09/04/2013	772.00	678.00			94.00
219.	POWERSHARES DB COMMOD TRACKING FUND	VAR	12/17/2013	5,560.00	5,620.00			-60.00
2 Totals. Add the amounts in columns (d), (e), (g), and (h) (subtract negative amounts). Enter each total here and include on your Schedule D, line 1b (if Box A above is checked), line 2 (if Box B above is checked), or line 3 (if Box C above is checked) ►				17,316	16,748			568

Note. If you checked Box A above but the basis reported to the IRS was incorrect, enter in column (e) the basis as reported to the IRS, and enter an adjustment in column (g) to correct the basis. See Column (g) in the separate instructions for how to figure the amount of the adjustment.

Name(s) shown on return (Name and SSN or taxpayer identification no. not required if shown on other side)

Social security number or taxpayer identification number

OTTO REDLICH CHARITABLE TRUST P64149001

76-6189212

Most brokers issue their own substitute statement instead of using Form 1099-B. They also may provide basis information (usually your cost) to you on the statement even if it is not reported to the IRS. Before you check Box D, E, or F below, determine whether you received any statement(s) and, if so, the transactions for which basis was reported to the IRS. Brokers are required to report basis to the IRS for most stock you bought in 2011 or later.

Part II Long-Term. Transactions involving capital assets you held more than one year are long term. For short-term transactions, see page 1.

Note. You may aggregate all long-term transactions reported on Form(s) 1099-B showing basis was reported to the IRS and for which no adjustments or codes are required. Enter the total directly on Schedule D, line 8a; you are not required to report these transactions on Form 8949 (see instructions).

You must check Box D, E, or F below. Check only one box. If more than one box applies for your long-term transactions, complete a separate Form 8949, page 2, for each applicable box. If you have more long-term transactions than will fit on this page for one or more of the boxes, complete as many forms with the same box checked as you need.

(D) Long-term transactions reported on Form(s) 1099-B showing basis was reported to the IRS (see Note above)

(E) Long-term transactions reported on Form(s) 1099-B showing basis was not reported to the IRS

(F) Long-term transactions not reported to you on Form 1099-B

1	(a) Description of property (Example, 100 sh XYZ Co)	(b) Date acquired (Mo., day, yr.)	(c) Date sold or disposed (Mo., day, yr.)	(d) Proceeds (sales price) (see instructions)	(e) Cost or other basis. See the Note below and see Column (e) in the separate instructions	Adjustment, if any, to gain or loss. If you enter an amount in column (g), enter a code in column (f). See the separate instructions.		(h) Gain or (loss) Subtract column (e) from column (d) and combine the result with column (g)
						(f) Code(s) from instructions	(g) Amount of adjustment	
	156.412 HIGHBRIDGE DYNAMIC	05/05/2010	01/29/2013	2,240.00	2,284.00			-44.00
	142.493 JPMORGAN SHORT DUR FUND	05/12/2009	02/04/2013	1,566.00	1,530.00			36.00
	123.32 MANNING & NAPIER FU	06/22/2010	02/04/2013	2,276.00	2,024.00			252.00
	182.037 PROFESSIONALLY MAN PORTFOLIOS	VAR	02/04/2013	5,507.00	4,438.00			1,069.00
	45.654 JPM MID CAP CORE FD	07/15/2011	04/17/2013	897.00	782.00			115.00
	360.297 T ROWE PRICE OVERS FUND	02/16/2011	04/17/2013	3,149.00	3,171.00			-22.00
	302.658 VICTORY PORTFOLIOS	01/27/2011	04/17/2013	5,439.00	4,897.00			542.00
	3. SPDR GOLD TRUST	01/28/2010	06/05/2013	406.00	322.00	C		84.00
	694.949 JPMORGAN SHORT DUR FUND	05/12/2009	06/24/2013	7,568.00	7,464.00			104.00
	585.746 RIDGEWORTH SEIX FL FD I*	VAR	06/24/2013	5,260.00	5,289.00			-29.00
	201.807 JPMORGAN INTERNATI CURRENCY	05/20/2011	07/19/2013	2,234.00	2,332.00			-98.00
	117.463 JPMORGAN EMERGING FUND	07/15/2011	07/31/2013	2,563.00	2,816.00			-253.00
	536.737 T ROWE PRICE OVERS FUND	02/16/2011	07/31/2013	4,954.00	4,723.00			231.00
	60. VANGUARD EMERGING MARK	09/27/2010	07/31/2013	2,348.00	2,689.00			-341.00
2 Totals. Add the amounts in columns (d), (e), (g), and (h) (subtract negative amounts). Enter each total here and include on your Schedule D, line 8b (if Box D above is checked), line 9 (if Box E above is checked), or line 10 (if Box F above is checked) ▶								

Note. If you checked Box D above but the basis reported to the IRS was incorrect, enter in column (e) the basis as reported to the IRS, and enter an adjustment in column (g) to correct the basis. See Column (g) in the separate instructions for how to figure the amount of the adjustment.

Name(s) shown on return (Name and SSN or taxpayer identification no. not required if shown on other side)

Social security number or taxpayer identification number

OTTO REDLICH CHARITABLE TRUST P64149001

76-6189212

Most brokers issue their own substitute statement instead of using Form 1099-B. They also may provide basis information (usually your cost) to you on the statement even if it is not reported to the IRS. Before you check Box D, E, or F below, determine whether you received any statement(s) and, if so, the transactions for which basis was reported to the IRS. Brokers are required to report basis to the IRS for most stock you bought in 2011 or later.

Part II Long-Term. Transactions involving capital assets you held more than one year are long term. For short-term transactions, see page 1.

Note. You may aggregate all long-term transactions reported on Form(s) 1099-B showing basis was reported to the IRS and for which no adjustments or codes are required. Enter the total directly on Schedule D, line 8a; you are not required to report these transactions on Form 8949 (see instructions).

You must check Box D, E, or F below. Check only one box. If more than one box applies for your long-term transactions, complete a separate Form 8949, page 2, for each applicable box. If you have more long-term transactions than will fit on this page for one or more of the boxes, complete as many forms with the same box checked as you need.

- (D) Long-term transactions reported on Form(s) 1099-B showing basis was reported to the IRS (see Note above)
- (E) Long-term transactions reported on Form(s) 1099-B showing basis was **not** reported to the IRS
- (F) Long-term transactions not reported to you on Form 1099-B

1	(a) Description of property (Example 100 sh XYZ Co.)	(b) Date acquired (Mo, day, yr)	(c) Date sold or disposed (Mo, day, yr)	(d) Proceeds (sales price) (see instructions)	(e) Cost or other basis See the Note below and see Column (e) in the separate instructions	Adjustment, if any, to gain or loss If you enter an amount in column (g), enter a code in column (f) See the separate instructions.		(h) Gain or (loss). Subtract column (e) from column (d) and combine the result with column (g)
						(f) Code(s) from instructions	(g) Amount of adjustment	
42.334	JPMORGAN INTREPID A	05/11/2011	09/04/2013	1,306.00	1,055.00			251.00
62.609	JPMORGAN MARKET EXP FUND	07/06/2009	09/04/2013	792.00	422.00			370.00
172.364	DREYFUS/LAUREL FDS	VAR	09/06/2013	2,339.00	2,343.00			-4.00
210.944	JPMORGAN REALTY IN	09/27/2010	09/23/2013	2,506.00	1,875.00			631.00
18.	SPDR GOLD TRUST	01/28/2010	10/25/2013	2,338.00	1,929.00	C		409.00
248.803	JPMORGAN US EQUITY	06/22/2010	10/31/2013	3,533.00	2,207.00			1,326.00
196.114	JPMORGAN LARGE CAP	VAR	10/31/2013	5,858.00	4,118.00			1,740.00
172.	POWERSHARES DB COMMOD TRACKING FUND	05/05/2010	12/17/2013	4,367.00	4,559.00			-192.00
2 Totals. Add the amounts in columns (d), (e), (g), and (h) (subtract negative amounts). Enter each total here and include on your Schedule D, line 8b (if Box D above is checked), line 9 (if Box E above is checked), or line 10 (if Box F above is checked) ▶				69,446.	63,269.			6,177

Note. If you checked Box D above but the basis reported to the IRS was incorrect, enter in column (e) the basis as reported to the IRS, and enter an adjustment in column (g) to correct the basis. See Column (g) in the separate instructions for how to figure the amount of the adjustment



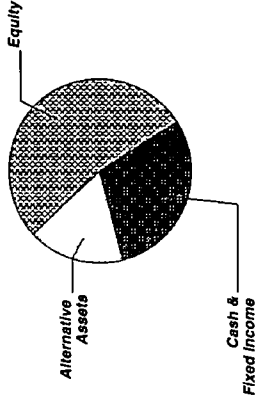
OTTO REDLICH CHARITABLE TRUST ACCT. P64149001
For the Period 12/1/13 to 12/31/13

Account Summary

PRINCIPAL

Asset Allocation	Beginning Market Value	Ending Market Value	Change In Value	Estimated Annual Income	Current Allocation
Equity	136,351.63	135,356.17	(995.46)	1,944.22	53%
Alternative Assets	42,330.82	41,925.78	(405.04)	604.49	17%
Cash & Fixed Income	73,658.57	75,168.78	1,510.21	1,397.15	30%
Market Value	\$252,341.02	\$252,450.73	\$109.71	\$3,945.86	100%

Asset Allocation



INCOME

Cash Position	Beginning Market Value	Ending Market Value	Change In Value
Cash Balance	15.71	1,972.67	1,956.96
Accruals	60.23	109.36	49.13
Market Value	\$75.94	\$2,082.03	\$2,006.09

INCOME

Portfolio Activity	Current Period Value	Year-to-Date Value
Beginning Market Value	15.71	1,107.90
Additions		8,030.00
Withdrawals & Fees	(93.30)	(12,157.82)
Net Additions/Withdrawals	(\$93.30)	(\$4,127.82)
Income	2,050.26	4,992.59
Change In Investment Value	\$1,972.67	\$1,972.67
Accruals	109.36	109.36
Market Value with Accruals	\$2,082.03	\$2,082.03

PRINCIPAL

Portfolio Activity	Current Period Value	Year-to-Date Value
Beginning Market Value	252,341.02	235,395.59
Additions		
Withdrawals & Fees	(257.30)	(9,308.80)
Net Additions/Withdrawals	(\$257.30)	(\$9,308.80)
Income		
Change In Investment Value	367.01	26,363.94
Ending Market Value	\$252,450.73	\$252,450.73
Accruals	--	--
Market Value with Accruals	--	--



OTTO REDLICH CHARITABLE TRUST ACCT. P64149001
 For the Period 12/1/13 to 12/31/13

Account Summary

CONTINUED

Tax Summary	Current Period Value	Year-to-Date Value
Domestic Dividends/Distributions	2,049.68	4,989.14
Interest Income	0.58	3.45
Taxable Income	\$2,050.26	\$4,992.59

	Current Period Value	Year-to-Date Value
LT Capital Gain Distributions	2,012.49	2,474.13
ST Realized Gain/Loss	(292.58)	334.31
LT Realized Gain/Loss	343.03	6,712.80
Realized Gain/Loss	\$2,062.94	\$9,521.24

Unrealized Gain/Loss **To-Date Value**
\$31,827.82

Cost Summary	Cost
Equity	104,687.54
Cash & Fixed Income	73,947.88
Total	\$178,635.42

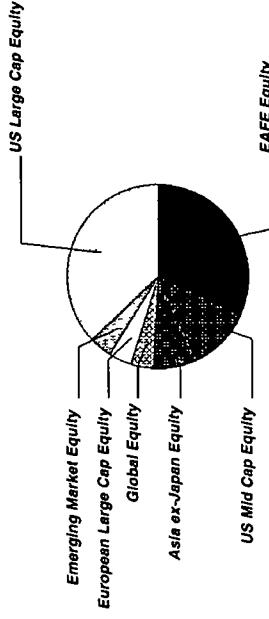


OTTO REDLICH CHARITABLE TRUST ACCT. P64149001
For the Period 12/1/13 to 12/31/13

Equity Summary

Asset Categories	Beginning Market Value	Ending Market Value	Change In Value	Current Allocation
US Large Cap Equity	51,069.98	50,877.20	(192.78)	20%
US Mid Cap Equity	16,770.23	16,095.70	(674.53)	6%
EAFE Equity	42,246.43	42,259.78	13.35	17%
European Large Cap Equity	5,105.04	5,233.20	128.16	2%
Asia ex-Japan Equity	10,414.37	10,171.90	(242.47)	4%
Emerging Market Equity	5,205.10	5,146.66	(58.44)	2%
Global Equity	5,540.48	5,571.73	31.25	2%
Total Value	\$136,351.63	\$135,356.17	(\$995.46)	53%

Asset Categories



Equity as a percentage of your portfolio - 53 %

Market Value/Cost	Current Period Value
Market Value	(135,356.17)
Tax Cost	(104,687.54)
Unrealized Gain/Loss	30,668.63
Estimated Annual Income	1,944.22
Accrued Dividends	19.77
Yield	1.43%



OTTO REDLICH CHARITABLE TRUST ACCT. P64149001
For the Period 12/1/13 to 12/31/13

Equity Detail

	Price	Quantity	Value	Adjusted Tax Cost Original Cost	Unrealized Gain/Loss	Est Annual Inc. Accrued Div.	Yield
US Large Cap Equity							
HARTFORD CAPITAL APPREC-I 416649-30-9 ITHI X	46.69	171,230	7,994.73	5,321.88	2,672.85	37.49	0.47%
JPM EQUITY INCOME FD - SEL FUND 3128	13.05	459,341	5,994.40	4,342.00	1,652.40	114.37 19.77	1.91%
4812C0-49-8 HLIE X							
JPM INTREPID AMER FD - SEL FUND 1206	34.77	158,629	5,515.53	3,951.46	1,564.07	51.71	0.94%
4812A2-10-8 JPIA X							
JPM US EQUITY FD - INSTL FUND 1382	14.10	622,249	8,773.71	5,526.94	3,246.77	89.60	1.02%
4812A1-14-2 JMUE X							
NEUBERGER BER MU/C OPP-INS 64122Q-30-9 NMUL X	15.35	654,066	10,039.91	7,319.00	2,720.91	70.63	0.70%
SPDR S&P 500 ETF TRUST 78462F-10-3 SPY	184.69	68,000	12,558.92	9,421.62	3,137.30	227.86	1.81%
Total US Large Cap Equity			\$50,877.20	\$35,882.90	\$14,994.30	\$591.66 \$19.77	1.16%
US Mid Cap Equity							
ISHARES CORE S&P MID-CAP ETF 464287-50-7 IJH	133.81	43,000	5,753.83	3,802.55	1,951.28	74.30	1.29%
JPM MID CAP CORE FD - SEL FUND 2426	21.64	242,897	5,256.29	4,158.40	1,097.89	12.87	0.24%
48121L-75-9 JMRS X							



OTTO REDLICH CHARITABLE TRUST ACCT. P64149001
For the Period 12/1/13 to 12/31/13

	Price	Quantity	Value	Adjusted Tax Cost Original Cost	Unrealized Gain/Loss	Est. Annual Inc. Accrued Div	Yield
US Mid Cap Equity							
JPM MKT EXP ENH INDEX FD - SEL FUND 3708 4812C1-63-7 PGMI X	13 13	387 325	5,085 58	2,610 57	2,475 01	46 47	0 91 %
Total US Mid Cap Equity			\$16,095.70	\$10,571.52	\$5,524.18	\$133.64	0.83 %
EAFE Equity							
ARTISAN INTL VALUE FUND-INV 04314H-88-1 ARTK X	36.77	250.047	9,194.23	7,035.00	2,159.23	230.79	2.51 %
ISHARES MSCI EAFE INDEX FUND 464287-46-5 EFA	67 10	192 000	12,882 24	11,576 58	1,305 66	326 97	2 54 %
MFS INTL VALUE-I 55273E-82-2 MINI X	35 18	276 428	9,724 74	7,001.00	2,723 74	182 71	1 88 %
OAKMARK INTERNATIONAL FD-I 413838-20-2 OAKI X	26 32	397.362	10,458 57	9,791 00	667 57	173.24	1.66 %
Total EAFE Equity			\$42,259.78	\$35,403.58	\$6,856.20	\$913.71	2.16 %
European Large Cap Equity							
VANGUARD FTSE EUROPE ETF 922042-87-4 VGK	58 80	89.000	5,233.20	4,635.40	597 80	144.98	2 77 %



OTTO REDLICH CHARITABLE TRUST ACCT. P64149001
For the Period 12/1/13 to 12/31/13

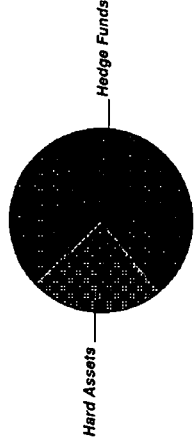
	Price	Quantity	Value	Adjusted Tax Cost Original Cost	Unrealized Gain/Loss	Est. Annual Inc Accrued Div	Yield
Asia ex-Japan Equity							
ABERDEEN ASIA-PAC XJ-INST EQUITY FUND - INSTITUTIONAL SERVICE SHARES 003021-69-8 AAPI X	11.47	441,383	5,062.66	4,661.00	401.66	69.73	1.38%
MATTHEWS PACIFIC TIGER FD-IS 577130-83-4 MIPT X	24.97	204,615	5,109.24	3,679.35	1,429.89		
Total Asia ex-Japan Equity			\$10,171.90	\$8,340.35	\$1,831.55	\$69.73	0.69%
Emerging Market Equity							
JPM CHINA REGION FD - SEL FUND 3810 4812A3-52-8 JCHS X	21.24	122,843	2,609.19	2,420.00	189.19	13.02	0.50%
JPM EMERG MKRT EQUITY FD - INSTL FUND 1389 4812A0-63-1 JMIE X	22.70	111,783	2,537.47	2,680.79	(143.32)	19.67	0.78%
Total Emerging Market Equity			\$5,146.66	\$5,100.79	\$45.87	\$32.69	0.64%
Global Equity							
JPM GLOBAL RES ENH INDEX FD - SEL FUND 3457 46637K-51-3 JEIT X	17.83	312,492	5,571.73	4,753.00	818.73	57.81	1.04%



OTTO REDLICH CHARITABLE TRUST ACCT. P64149001
For the Period 12/1/13 to 12/31/13

Alternative Assets Summary

Asset Categories	Beginning Estimated Value	Ending Estimated Value	Change In Value	Current Allocation
Hedge Funds	32,356.41	31,955.34	(401.07)	13%
Hard Assets	9,974.41	9,970.44	(3.97)	4%
Total Value	\$42,330.82	\$41,925.78	(\$405.04)	17%



Alternative Assets Detail

Alternative Assets as a percentage of your portfolio - 17 %

Hedge Funds	Price	Quantity	Estimated Value	Cost
EATON VANCE FLOATING-RATE ADVANTAGE I 277923-63-7 EIFA X	11.20	433,665	4,857.05	4,752.97
EATON VANCE GLOBAL MACRO-I 277923-72-8 EIGM X	9.42	488,057	4,597.50	4,948.66



OTTO REDLICH CHARITABLE TRUST ACCT. P64149001
For the Period 12/1/13 to 12/31/13

	Price	Quantity	Estimated Value	Cost
Hedge Funds				
EQUINOX FDS TR	10 50	336.847	3,536 89	3,547.00
EONX CB STGY I				
29446A-81-9 EBSI X				
GATEWAY FUND-Y	28 99	255 879	7,417 93	6,942 00
367829-88-4 GTEY X				
INV BALANCED-RISK ALLOC-Y	11 89	371 880	4,421 65	4,589 00
00141V-69-7 ABRY X				
PIMCO UNCONSTRAINED BOND-P	11 09	418 739	4,643 82	4,806.00
72201M-45-3 PUCP X				
THE ARBITRAGE FUND-I	12 86	192.885	2,480 50	2,524 86
03875R-20-5 ARBN X				
Total Hedge Funds			\$31,955.34	\$32,100.49

	Price	Quantity	Estimated Value	Cost	Est. Annual Income	Accrued Income
Hard Assets						
PIMCO COMMODITYPL STRAT-P	10 67	934 437	9,970 44	(9,877.00)		31 77
72201P-16-7 PCLP X						

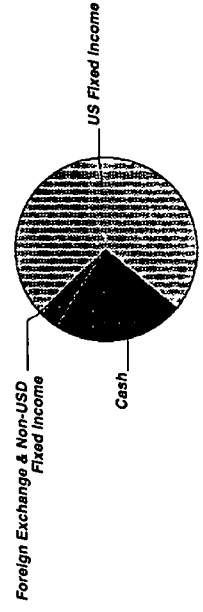


OTTO REDLICH CHARITABLE TRUST ACCT. P64149001
For the Period 12/1/13 to 12/31/13

Cash & Fixed Income Summary

Asset Categories	Beginning Market Value	Ending Market Value	Change In Value	Current Allocation
Cash	16,332.03	(18,137.81)	1,805.78	7%
US Fixed Income	54,877.91	54,575.71	(302.20)	22%
Foreign Exchange & Non-USD Fixed Income	2,448.63	2,455.26	6.63	1%
Total Value	\$73,658.57	\$75,168.78	\$1,510.21	30%

Market Value/Cost	Current Period Value
Market Value	(75,168.78)
Tax Cost	(73,947.88)
Unrealized Gain/Loss	1,220.90
Estimated Annual Income	1,397.15
Accrued Interest	89.59
Yield	1.85%



Cash & Fixed Income as a percentage of your portfolio - 30 %

SUMMARY BY MATURITY

Cash & Fixed Income	Market Value	% of Bond Portfolio
0-6 months ¹	75,168.78	100%

¹ The years indicate the number of years until the bond is scheduled to mature based on the statement end date. Some bonds may be called, or paid in full, before their stated maturity.

SUMMARY BY TYPE

Cash & Fixed Income	Market Value	% of Bond Portfolio
Cash	18,137.81	24%
Mutual Funds	57,030.97	76%
Total Value	\$75,168.78	100%



OTTO REDLICH CHARITABLE TRUST ACCT. P64149001
For the Period 12/1/13 to 12/31/13

Note: ¹ This is the Annual Percentage Yield (APY) which is the rate earned if balances remain on deposit for a full year with compounding, there is no change in the interest rate and all interest is left in the account

Cash & Fixed Income Detail

	Price	Quantity	Value	Adjusted Tax Cost Original Cost	Unrealized Gain/Loss	Est. Annual Income Accrued Interest	Yield
Cash							
US DOLLAR PRINCIPAL	1 00	18,137.81	18,137.81	18,137.81		5.44 0.49	0.03% ¹
US Fixed Income							
DODGE & COX INCOME FUND 256210-10-5	13.53	350.56	4,743.02	4,729.00	14.02	145.48	3.07%
DOUBLELINE TOTAL RET BD-I 258620-10-3	10.78	425.70	4,589.05	4,739.00	(149.95)	237.11	5.17%
JPM STRAT INCOME OPPORT FD - SEL FUND 3844 4812A4-35-1	11.89	398.81	4,741.79	4,615.00	126.79	123.23 10.77	2.60%
JPM HIGH YIELD FD - SEL FUND 3580 4812C0-80-3	7.98	598.94	4,779.56	3,911.09	868.47	300.66 28.75	6.29%
JPM SHORT DURATION BOND FD - SEL FUND 3133 4812C1-33-0	10.89	1,949.43	21,229.31	20,936.90	292.41	202.74 27.29	0.96%
JPM MULTI SECTOR INCOME FD - SEL FUND 2130 48121A-29-0	10.31	494.66	5,099.99	5,006.00	93.99	132.07 17.81	2.59%



OTTO REDLICH CHARITABLE TRUST ACCT. P64149001
For the Period 12/1/13 to 12/31/13

	Price	Quantity	Value	Adjusted Tax Cost Original Cost	Unrealized Gain/Loss	Est. Annual Income Accrued Interest	Yield
US Fixed Income							
JPM INFLATION MGD BOND FD - SEL FUND 2037 48121A-56-3	10 38	448 42	4,654 58	4,784 62	(130 04)	51 11 4.48	1 10%
RIDGEWORTH SEIX FLOATING-I 76628T-67-8	9 06	523 00	4,738 41	4,722 71	15 70	198.21	4 18%
Total US Fixed Income			\$54,575.71	\$53,444.32	\$1,131.39	\$1,390.61 \$89.10	2.55%
Foreign Exchange & Non-USD Fixed Income							
JPM INTL CURR INCOME FD - SEL FUND 3831 4812A3-29-6	11 10	221 20	2,455 26	2,365 75	89 51	1 10	0 05%



OTTO REDLICH CHARITABLE TRUST ACCT. P64149001
For the Period 12/1/13 to 12/31/13

Portfolio Activity Summary

	PRINCIPAL		INCOME	
	Current Period Value	Year-To-Date Value*	Current Period Value	Year-To-Date Value*
Transactions				
Beginning Cash Balance	16,332.03	--	15.71	--
INFLOWS				
Income			2,050.26	4,992.59
Contributions				8,030.00
Total Inflows	\$0.00	\$0.00	\$2,050.26	\$13,022.59
OUTFLOWS **				
Withdrawals		(8,030.00)		(11,000.00)
Fees & Commissions	(93.30)	(1,114.80)	(93.30)	(1,114.82)
Tax Payments	(164.00)	(164.00)		(43.00)
Total Outflows	(\$257.30)	(\$9,308.80)	(\$93.30)	(\$12,157.82)
TRADE ACTIVITY				
Settled Sales/Maturities/Redemptions	11,940.08	89,236.29		
Settled Securities Purchased	(9,877.00)	(69,323.75)		
Total Trade Activity	\$2,063.08	\$19,912.54	\$0.00	\$0.00
Ending Cash Balance	\$18,137.81	--	\$1,972.67	--

* Year to date information is calculated on a calendar year basis.

** Your account's standing instructions use a HIGH COST method for relieving assets from your position



OTTO REDLICH CHARITABLE TRUST ACCT. P64149001
For the Period 12/1/13 to 12/31/13

Portfolio Activity Detail

INFLOWS & OUTFLOWS

Settle Date	Type	Selection Method	Description	Quantity Cost	Per Unit Amount	PRINCIPAL Amount	INCOME Amount
12/2	Interest Income		DEPOSIT SWEEP INTEREST FOR 11/01/13 - 11/30/13 @ .03% RATE ON AVG COLLECTED BALANCE OF \$21,539.54 AS OF 12/01/13				0.58
12/2	Div Domestic		JPM STRAT INCOME OPPORT FD - SEL FUND 3844 @ 0.02 PER SHARE (ID 4812A4-35-1)	398,805	0.02		7.98
12/2	Div Domestic		JPM EQUITY INCOME FD - SEL FUND 3128 @ 0.01564 PER SHARE (ID 4812C0-49-8)	459,341	0.016		7.18
12/2	Div Domestic		JPM HIGH YIELD FD - SEL FUND 3580 @ 0.04 PER SHARE (ID 4812C0-80-3)	598,942	0.04		23.96
12/2	Div Domestic		JPM SHORT DURATION BOND FD - SEL FUND 3133 @ 0.008 PER SHARE (ID 4812C1-33-0)	1,949,432	0.008		15.60
12/2	Div Domestic		JPM INFLATION MGD BOND FD - SEL FUND 2037 @ 0.011 PER SHARE (ID 48121A-56-3)	448,418	0.011		4.93
12/2	Div Domestic		EATON VANCE FLOATING-RATE ADVANTAGE I 11/29/13 INCOME DIVIDEND @ 0.043 PER SHARE AS OF 11/29/13 (ID 277923-63-7)	433,665	0.043		18.58
12/3	Div Domestic		DOUBLELINE TOTAL RET BD-I 11/29/13 INCOME DIVIDEND @ 0.046 PER SHARE AS OF 11/29/13 (ID 258620-10-3)	425,700	0.046		19.61
12/3	Div Domestic		PIMCO UNCONSTRAINED BOND-P 11/29/13 INCOME DIVIDEND @ 0.008 PER SHARE AS OF 11/29/13 (ID 72201M-45-3)	418,739	0.008		3.24
12/3	Div Domestic		RIDGEWORTH SEIX FLOATING-I 12/02/13 INCOME DIVIDEND @ 0.030 PER SHARE AS OF 12/02/13 (ID 76628T-67-8)	523,003	0.031		15.96



OTTO REDLICH CHARITABLE TRUST ACCT. P64149001
For the Period 12/1/13 to 12/31/13

INFLOWS & OUTFLOWS

Settle Date	Type	Description	Quantity Cost	Per Unit Amount	PRINCIPAL Amount	INCOME Amount
12/12	EstFed Excise Tax	TRANSFERRED BY WIRE TO JPMORGAN CHASE BANK NA PRIVATE 990PF QTRLY EST TAX INSTALLMENT			(164 00)	
12/13	STCapitalGain Dist	JPM GLOBAL RES ENH INDEX FD - SEL FUND 3457 SHORT TERM CAPITAL GAINS @ 0 07929 (ID 46637K-51-3)	312 492	0 079		24.78
12/13	Fees & Commissions	JPMORGAN CHASE TRUST FEE FOR THE PERIOD 11-01-2013 TO 11-30-2013 ON ADJUSTED MV \$236,008.99 INC \$93.30 PRINC \$93.30			(93.30)	
12/13	Fees & Commissions	JPMORGAN CHASE TRUST FEE FOR THE PERIOD 11-01-2013 TO 11-30-2013 ON ADJUSTED MV \$236,008.99 INC \$93.30 PRINC \$93.30			(93.30)	
12/13	STCapitalGain Dist	JPM US EQUITY FD - INSTL FUND 1382 SHORT TERM CAPITAL GAINS @ 0 43211 (ID: 4812A1-14-2)	622.249	0 432		268 88
12/13	STCapitalGain Dist	JPM EQUITY INCOME FD - SEL FUND 3128 SHORT TERM CAPITAL GAINS @ 0 04918 (ID: 4812C0-49-8)	459.341	0 049		22 59
12/13	STCapitalGain Dist	JPM HIGH YIELD FD - SEL FUND 3580 SHORT TERM CAPITAL GAINS @ 0.02695 (ID: 4812C0-80-3)	598 942	0 027		16.14
12/13	STCapitalGain Dist	JPM SHORT DURATION BOND FD - SEL FUND 3133 SHORT TERM CAPITAL GAINS @ 0.0008 (ID: 4812C1-33-0)	1,949 432	0.001		1.56
12/13	STCapitalGain Dist	JPM MKT EXP ENH INDEX FD - SEL FUND 3708 SHORT TERM CAPITAL GAINS @ 0 08295 (ID: 4812C1-63-7)	387 325	0.083		32.13
12/13	STCapitalGain Dist	JPM INFLATION MGD BOND FD - SEL FUND 2037 SHORT TERM CAPITAL GAINS @ 0 00163 (ID: 48121A-56-3)	448.418	0 002		0 73
12/13	STCapitalGain Dist	MATTHEWS PACIFIC TIGER FD-IS 12/12/13 SHORT TERM CAPITAL GAINS @ 0 001 PER SHARE AS OF 12/12/13 (ID: 577130-83-4)	204 615	0.001		0.27



OTTO REDLICH CHARITABLE TRUST ACCT. P64149001
For the Period 12/1/13 to 12/31/13

INFLOWS & OUTFLOWS

Settle Date	Type Selection Method	Description	Quantity Cost	Per Unit Amount	PRINCIPAL Amount	INCOME Amount
12/13	STCapitalGain Dist	JPM MID CAP CORE FD - SEL FUND 2426 SHORT TERM CAPITAL GAINS @ 1.81301 (ID: 48121L-75-9)	242 897	1 813		440.37
12/13	STCapitalGain Dist	PIMCO UNCONSTRAINED BOND-P 12/11/13 SHORT TERM CAPITAL GAINS @ 0.034 PER SHARE AS OF 12/11/13 (ID: 72201M-45-3)	418.739	0.034		14.18
12/13	Div Domestic	MATTHEWS PACIFIC TIGER FD-IS 12/12/13 INCOME DIVIDEND @ 0.201 PER SHARE AS OF 12/12/13 (ID: 577130-83-4)	204 615	0.201		41.06
12/16	Div Domestic	MFS INTL VALUE-I 12/12/13 INCOME DIVIDEND @ 0.615 PER SHARE AS OF 12/12/13 (ID: 55273E-82-2)	276 428	0.615		169.90
12/17	STCapitalGain Dist	INV BALANCED-RISK ALLOC-Y 12/13/13 SHORT TERM CAPITAL GAINS @ 0.515 PER SHARE AS OF 12/13/13 (ID: 00141V-69-7)	371.880	0.515		191.59
12/18	Div Domestic	NEUBERGER BER MU/C OPP-INS 12/17/13 INCOME DIVIDEND @ 0.109 PER SHARE AS OF 12/17/13 (ID: 64122Q-30-9)	654.066	0.109		70.97
12/20	Div Domestic	GATEWAY FUND-Y 12/19/13 INCOME DIVIDEND @ 0.099 PER SHARE AS OF 12/19/13 (ID: 367829-88-4)	255 879	0.099		25.41
12/20	Div Domestic	RIDGEWORTH SEIX FLOATING-I 12/19/13 INCOME DIVIDEND AS OF 12/19/13 (ID: 76628T-67-8)	523 003			0.01
12/23	Div Domestic	JPM GLOBAL RES ENH INDEX FD - SEL FUND 3457 @ 0.18451 PER SHARE (ID: 46637K-51-3)	312.492	0.185		57.66
12/23	Div Domestic	JPM EMERG MKRT EQUITY FD - INSTL FUND 1389 @ 0.17556 PER SHARE (ID: 4812A0-63-1)	111.783	0.176		19.62
12/23	Div Domestic	JPM INTREPID AMER FD - SEL FUND 1206 @ 0.3256 PER SHARE (ID: 4812A2-10-8)	158 629	0.326		51.65
12/23	Div Domestic	JPM CHINA REGION FD - SEL FUND 3810 @ 0.10563 PER SHARE (ID: 4812A3-52-8)	122 843	0.106		12.98



OTTO REDLICH CHARITABLE TRUST ACCT. P64149001
For the Period 12/1/13 to 12/31/13

INFLOWS & OUTFLOWS

Settle Date	Type Selection Method	Description	Quantity Cost	Per Unit Amount	PRINCIPAL Amount	INCOME Amount
12/23	Div Domestic	JPM MID CAP CORE FD - SEL FUND 2426 @ 0.05324 PER SHARE (ID: 48121L-75-9)	242.897	0.053		12.93
12/23	Div Domestic	DODGE & COX INCOME FUND 12/20/13 INCOME DIVIDEND @ 0.115 PER SHARE AS OF 12/20/13 (ID: 256210-10-5)	350.556	0.115		40.31
12/23	Div Domestic	OAKMARK INTERNATIONAL FD-1 12/20/13 INCOME DIVIDEND @ 0.436 PER SHARE AS OF 12/20/13 (ID: 413838-20-2)	397.362	0.436		173.33
12/23	Div Domestic	JPM US EQUITY FD - INSTL FUND 1382 @ 0.03965 PER SHARE (ID: 4812A1-14-2)	622.249	0.04		24.67
12/23	Div Domestic	JPM MKT EXP ENH INDEX FD - SEL FUND 3708 @ 0.03146 PER SHARE (ID: 4812C1-63-7)	387.325	0.031		12.19
12/24	Div Domestic	ABERDEEN ASIA-PAC X-I-INST EQUITY FUND - INSTITUTIONAL SERVICE SHARES 12/23/13 INCOME DIVIDEND @ 0.042 PER SHARE AS OF 12/23/13 (ID: 003021-69-8)	441.383	0.042		18.63
12/27	Div Domestic	VANGUARD FTSE EUROPE ETF @ 0.237 PER SHARE (ID: 922042-87-4)	89.000	0.237		21.09
12/30	Div Domestic	ISHARES MSCI EAFE INDEX FUND @ 0.551711 PER SHARE (ID: 464287-46-5)	192.000	0.552		105.93
12/30	Div Domestic	ISHARES CORE S&P MID-CAP ETF @ 0.482341 PER SHARE (ID: 464287-50-7)	43.000	0.482		20.74
12/31	Div Domestic	EATON VANCE GLOBAL MACRO-I 12/30/13 INCOME DIVIDEND @ 0.033 PER SHARE AS OF 12/30/13 (ID: 277923-72-8)	488.057	0.033		16.11
12/31	Div Domestic	MFS INTL VALUE-I 12/27/13 INCOME DIVIDEND @ 0.047 PER SHARE AS OF 12/27/13 (ID: 55273E-82-2)	276.428	0.047		12.96



OTTO REDLICH CHARITABLE TRUST ACCT. P64149001
For the Period 12/1/13 to 12/31/13

INFLOWS & OUTFLOWS

Settle Date	Type	Selection Method	Description	Quantity Cost	Per Unit Amount	PRINCIPAL Amount	INCOME Amount	
12/31	Div Domestic		PIMCO COMMODITYPL STRAT-P 12/27/13 INCOME DIVIDEND @ 0.012 PER SHARE AS OF 12/27/13 (ID. 72201P-16-7)	934.437	0.012		11.27	
Total Inflows & Outflows							(\$257.30)	\$1,956.96

TRADE ACTIVITY

Trade Date	Type	Selection Method	Description	Quantity	Per Unit Amount	Proceeds	Tax Cost	Realized Gain/Loss
------------	------	------------------	-------------	----------	--------------------	----------	----------	-----------------------

Settled Sales/Maturities/Redemptions

12/13	LT Capital Gain		JPM GLOBAL RES ENH INDEX FD - SEL FUND 3457	312 492	0.024	7.37		
12/13	Distribution		LONG TERM CAPITAL GAINS @ 0.02357 (ID 48637K-51-3)					
12/13	LT Capital Gain		JPM US EQUITY FD - INSTL FUND 1382 LONG TERM	622.249	0.538	334.63		
12/13	Distribution		CAPITAL GAINS @ 0.53777 (ID 4812A1-14-2)					
12/13	LT Capital Gain		JPM EQUITY INCOME FD - SEL FUND 3128 LONG TERM	459 341	0.168	77.04		
12/13	Distribution		CAPITAL GAINS @ 0.16772 (ID 4812C0-49-8)					
12/13	LT Capital Gain		JPM HIGH YIELD FD - SEL FUND 3580 LONG TERM	598 942	0.185	110.57		
12/13	Distribution		CAPITAL GAINS @ 0.18461 (ID 4812C0-80-3)					
12/13	LT Capital Gain		JPM SHORT DURATION BOND FD - SEL FUND 3133 LONG	1,949 432	0.008	15.09		
12/13	Distribution		TERM CAPITAL GAINS @ 0.00774 (ID: 4812C1-33-0)					
12/13	LT Capital Gain		JPM MKT EXP ENH INDEX FD - SEL FUND 3708 LONG	387 325	1.059	410.05		
12/13	Distribution		TERM CAPITAL GAINS @ 1.05867 (ID. 4812C1-63-7)					
12/13	LT Capital Gain		JPM INFLATION MGD BOND FD - SEL FUND 2037 LONG	448 418	0.013	5.61		
12/13	Distribution		TERM CAPITAL GAINS @ 0.01252 (ID 48121A-56-3)					



OTTO REDLICH CHARITABLE TRUST ACCT P64149001
For the Period 12/1/13 to 12/31/13

Trade Date	Type	Selection Method	Description	Quantity	Per Unit Amount	Proceeds	Tax Cost	Realized Gain/Loss
Settled Sales/Maturities/Redemptions								
12/13	LT Capital Gain Distribution		JPM MID CAP CORE FD - SEL FUND 2426 LONG TERM CAPITAL GAINS @ 0 90058 (ID: 48121L-75-9)	242 897	0.901	218 75		
12/13	LT Capital Gain Distribution		MATTHEWS PACIFIC TIGER FD-IS 12/12/13 LONG TERM CAPITAL GAINS @ 0 158 PER SHARE AS OF 12/12/13 (ID 577130-83-4)	204 615	0.158	32.41		
12/13	LT Capital Gain Distribution		PIMCO UNCONSTRAINED BOND-P 12/11/13 LONG TERM CAPITAL GAINS @ 0.009 PER SHARE AS OF 12/11/13 (ID 72201M-45-3)	418.739	0 009	3 71		
12/16	LT Capital Gain Distribution		MFS INTL VALUE-I 12/12/13 LONG TERM CAPITAL GAINS @ 0 096 PER SHARE AS OF 12/12/13 (ID: 55273E-82-2)	276.428	0 096	26 49		
12/17	LT Capital Gain Distribution		INV BALANCED-RISK ALLOC-Y 12/13/13 LONG TERM CAPITAL GAINS @ 0 399 PER SHARE AS OF 12/13/13 (ID 00141V-69-7)	371 880	0 399	148.23		
12/17	LT Capital Gain Distribution		HARTFORD CAPITAL APPREC-I 12/13/13 LONG TERM CAPITAL GAINS @ 1 879 PER SHARE AS OF 12/13/13 (ID: 416649-30-9)	171 230	1 879	321.68		
12/17	Sale	High Cost	POWERSHARES DB COMMODITY INDEX TRACKING FUND @ 25 4057 9.933.63 BROKERAGE 5.87 TAX &/OR SEC 17 DEUTSCHE BANC ALEX BROWN INC (ID: 73935S-10-5)	(391 000)	25.39	9,927.59	(9,877.14)	343.03 L (292.58) S
12/18	LT Capital Gain Distribution		NEUBERGER BER MU/C OPP-INS 12/17/13 LONG TERM CAPITAL GAINS @ 0 221 PER SHARE AS OF 12/17/13 (ID: 64122Q-30-9)	654 066	0 221	144 42		
12/20	LT Capital Gain Distribution		THE ARBITRAGE FUND-I 12/19/13 LONG TERM CAPITAL GAINS @ 0.057 PER SHARE AS OF 12/19/13 (ID 03875R-20-5)	192 885	0 057	11 03		



OTTO REDLICH CHARITABLE TRUST ACCT. P64149001
For the Period 12/1/13 to 12/31/13

Trade Date	Type	Selection Method	Description	Quantity	Per Unit Amount	Proceeds	Tax Cost	Realized Gain/Loss
Settled Sales/Maturities/Redemptions								
12/23	LT Capital Gain		OAKMARK INTERNATIONAL FD-1 12/20/13 LONG TERM	397.362	0.293	116.59		
12/23	Distribution		CAPITAL GAINS @ 0.293 PER SHARE AS OF 12/20/13 (ID. 413838-20-2)					
12/24	LT Capital Gain		ABERDEEN ASIA-PAC XJ-INST EQUITY FUND -	441.383	0.065	28.82		
12/24	Distribution		INSTITUTIONAL SERVICE SHARES 12/23/13 LONG TERM CAPITAL GAINS @ 0.065 PER SHARE AS OF 12/23/13 (ID. 003021-69-8)					
Total Settled Sales/Maturities/Redemptions						\$11,940.08	(\$9,877.14)	\$343.03 L (\$292.58) S

Trade Date	Type	Description	Quantity	Per Unit Amount	Market Cost
Settled Securities Purchased					
12/17	Purchase	PIMCO COMMODITYPL STRAT-P (ID 72201P-16-7)	934.437	10.57	(9,877.00)
12/18					



For the Period 12/1/13 to 12/31/13

For your convenience we have combined statement(s) for activity you conduct through J.P. Morgan in one package. Below are important disclosures relating to these different accounts. These statements may relate to various account types. Some of the disclosures are applicable to all of your accounts. For ease of reference the disclosures applicable to a particular type of account have been grouped together by descriptive headers.

IMPORTANT GENERAL INFORMATION APPLICABLE TO ALL OF YOUR ACCOUNT(S)

Important Information about Pricing, Valuations, Estimated Annual Income, and Estimated Yield

Market value information (including without limitation, prices, exchange rates, accrued income and bond ratings) furnished herein, some of which has been provided by pricing sources that J.P. Morgan believes to be reliable, is not guaranteed for accuracy but provided for informational purposes and is furnished for the exclusive use of the client.

The current price is the value of the financial asset share, unit or contract as priced at the close of the market on the last day of the statement period or the last available price. All values provided for structured yield deposits (for example, JPMorgan London Time Deposits) reflect the original deposit amount only. The value for Real Estate, Mineral Interests and Miscellaneous Assets may not reflect the most current value of the asset.

Important information regarding Auction Rate Securities (ARS). ARS are debt or preferred securities with an interest or dividend rate reset periodically in an auction. Although there may be daily, weekly and monthly resets, there is no guarantee that there will be liquidity if there are not enough bids at an auction to redeem the securities available for sale, the result may be a failed auction. In the event of a failed auction, there is no assurance that a secondary market will develop or that the security will trade at par or any other price reflected on statements and online. Accordingly, investors should not rely on pricing information appearing in their statements or online with respect to ARS. When J.P. Morgan is unable to obtain a price from an internal or outside source for a particular ARS, the price column on your statement will indicate "unpriced".

Valuations of over-the-counter derivative transactions, including certain derivatives-related deposit products, have been prepared on a mid-market basis. These valuations are sourced from the various issuers of the securities or they are sourced from a third party valuation provider. J.P. Morgan expressly disclaims any responsibility for (1) the accuracy of the models or estimates used in deriving the valuations, (2) any errors or omissions in computing or disseminating the valuations, and (3) any uses to which the valuations are put. Valuations are provided for information purposes only and are intended solely for your own use. Please refer to the trade confirmation for details of each transaction.

Certain assets, including but not limited to, pooled and private investments, non-publicly traded and infrequently traded securities, derivatives, partnership interests and tangible assets are generally illiquid. The value of such asset may have been provided to us by third parties who may or may not be independent of the issuer or manager. Such information is reflected as of the last date provided to us, and is not independently verified.

In cases where we are unable to obtain a current market value from an internal or outside source for a particular security, the price column on your statement will indicate "unpriced". Although such securities may have value, please note that the value of a security indicated as "unpriced" will not be included in your overall current market value as reflected on the statement.

J.P. Morgan makes no representation, warranty or guarantee, express or implied, that any quoted value represents the actual terms at which securities could be bought or sold or new transactions could be entered into, or the actual terms on which existing transactions or securities could be liquidated. Such values may only be indicative.

When we are unable to obtain a current value from an internal or outside source for a particular security, the price column on your statement will indicate "unpriced".

If a partial call is made with respect to an issue of securities included in your Accounts we will allocate the call by a method we deem fair and equitable.

To the extent applicable, please note the following regarding estimated annual income (EAI) and estimated yield (EY). EAI and EY for certain types of securities could include a return of principal or capital gains in which case the EAI and EY would be overstated. EAI and EY are estimates and the actual income and yield might be lower or higher than the estimated amounts. EY reflects only the income generated by an investment. It does not reflect changes in its price, which may fluctuate.

Offshore Deposits - London and Nassau



For the Period 12/1/13 to 12/31/13

Deposits in Foreign Branches are not insured by the FDIC or any other Agency of the Federal Government; amounts in such foreign accounts do not have the benefit of any domestic preference applicable to U.S. Banks; certain Foreign accounts are considered reportable to the Internal Revenue Service on a Report of Foreign Bank and Financial Accounts (TD F 90-22.1).

Bank products and services are offered through JPMorgan Chase Bank, N.A. ("JPMCB") and its banking affiliates. Securities are offered by J.P.Morgan Securities LLC ("JPMS") and, to the extent noted below, cleared through J.P. Morgan Clearing Corp. ("JPMCC")

Neither JPMS, nor JPMCC is a bank and are each separate legal entities from its bank or thrift affiliates

Investment Products: Not FDIC Insured -No Bank Guarantee -May Lose Value

Fund manager disclosure information available upon request

If you have an investment account that is managed by an SEC-Registered Investment Advisor, J.P. Morgan will provide a copy of the advisor's Form ADV II or brochure upon written request.

These statements are not official documents for income tax reporting purposes and should not be relied upon for such purposes, including determination of income, cost basis, amortization or accretion, or gain/loss. Such information, which may be inaccurate, incomplete or subject to updating, should be confirmed with your records and your tax advisor

Please take the steps indicated below if you think statement(s) are incorrect or contact your J.P.Morgan team if you require additional information about a transaction on your statement(s).

IMPORTANT INFORMATION APPLICABLE ONLY TO YOUR FIDUCIARY ACCOUNT(S) WHICH REFLECTS ASSETS HELD AT JPMORGAN CHASE BANK, N.A. OR A BANKING OR TRUST AFFILIATE

IMPORTANT ADDITIONAL INFORMATION SPECIFIC TO A TRUST OF WHICH YOU ARE A BENEFICIARY

Limitation of Action Against Trustee State laws provide that an action against a trustee for breach of trust based on matters in a trustee's report that adequately disclose the existence of a potential claim for breach of trust may be barred unless the action is commenced within a certain time period after your receipt of such a report. The limitations periods for certain states are as follows - Florida and Utah, within 6 months, Arizona, Arkansas, District of Columbia, Kansas, Maine, Michigan, Missouri, North Dakota, New Hampshire, New Mexico, Nebraska, Oregon, South Carolina, Tennessee, Vermont, West Virginia and Virginia, within 1 year, Alabama, Ohio, Oklahoma and Wyoming, within 2 years; California, within 3 years. For other state limitation periods or questions, please consult your attorney. This disclosure is hereby made a part of the trustee's written report(s) (consisting of the statements relating to your trust(s)) provided to you as a trust beneficiary and is incorporated therein.

IF THIS STATEMENT RELATES TO A TRUST GOVERNED BY CALIFORNIA LAW FOR WHICH JPMorgan Chase Bank, N.A. ("JPMCB") IS A FIDUCIARY, California Probate Code Section 16060, et seq., requires us to tell you the following

- The recipient of this account may petition the court pursuant to California Probate Code Section 17200 to obtain a court review of this account and of the acts of the trustee reported here.
- Claims against the Trustee for breach of trust must be made within three years of the date the beneficiary receives an account or report disclosing facts giving rise to the claim

If you have any questions regarding your statement, please call your Fiduciary Manager

PRODUCT RELATED DISCLOSURE: IMPORTANT INFORMATION ABOUT ALTERNATIVE INVESTMENTS: FOOTNOTES 1 - 4

Private Equity, Hedge Funds, Exchange Funds, Real Estate and Other Alternative Assets

1. Direct private equity investments and pooled private investments (e.g., interests in limited partnerships and limited liability companies) are generally illiquid securities. Values are estimates only and are not warranted for accuracy or completeness. Values do not represent the actual terms at which transactions or securities could be bought or sold or new transactions could be entered into or the actual terms on which existing transactions could be liquidated as of the date of this statement.



For the Period 12/1/13 to 12/31/13

Direct private equity investments are generally valued at cost, unless there is an active secondary trading market in the securities, in which case, direct private equity investments are valued using market prices as of the close of the last business day for this statement period. Pooled private equity investments are valued according to the General Partner's or Manager's stated methodology. Please refer to the limited partnership agreement, limited liability company agreement or other operative documentation for each investment for the specific valuation methodology used by the General Partner or Manager for that investment or for your Investment Management or Trust account contact your J.P. Morgan team. J.P. Morgan expressly disclaims any responsibility for (1) the accuracy of the information and the methodology used by the General Partner or Manager in deriving valuations, (2) any errors or omissions in compiling or disseminating the valuations, and (3) any use to which the valuations are put. Valuations are provided for information purposes only and are intended solely for your own use.

Hedge funds generally calculate the price (the "Net Asset Value" or "NAV"), 10-15 business days following the last business day of the month. For that reason, hedge fund NAVs shown will generally be the NAV of the month preceding this statement period. In general, the NAV is stated net of management and incentive fees. The NAV is calculated according to the General Partner's or Manager's stated methodology. Please refer to the limited partnership agreement, limited liability company agreement or other operative documentation for each hedge fund for the specific methodology used by the General Partner or Manager for that hedge fund or for your Investment Management or Trust account contact your J.P. Morgan team. J.P. Morgan expressly disclaims any responsibility for (1) the accuracy of the information and the methodology used by the General Partner or Manager in deriving valuations, (2) any errors or omissions in compiling or disseminating the valuations, and (3) any use to which the valuations are put. Valuations are provided for information purposes only and are intended solely for your own use.

These statements do not provide tax reporting on private investments. Please continue to rely upon the General Partner or Manager of the investment vehicle for this information or for your Investment Management or Trust account contact your J.P. Morgan team.

2. The 'Capital Called Since Inception USD' and 'Cash/Security distributions Since Inception USD' columns are updated monthly to reflect activity (capital calls and distributions), if any.

3. Hedge funds generally allow subscriptions on a monthly or quarterly basis. An interest in a hedge fund or hedge fund of funds is generally as of the first business day of the subscription period. Due to early funding requirements by the applicable fund, your account may be debited for the subscription amount prior to the subscription date. Please refer to the applicable hedge fund's operative documentation for further details or for your Investment Management or Trust account contact your J.P. Morgan team.

Hedge fund redemptions are generally on a monthly, quarterly or annual basis but can sometimes be subject to a multi-year lockup before a redemption is permitted. For redemptions, there is generally a notification period that can be a long interval before the actual redemption date. Redemption proceeds are generally paid 15 calendar days after the final NAV is issued, but can be subject to a holdback of a portion of the proceeds until an annual audit of the Fund has been completed. Please refer to the applicable hedge fund's operative documentation for further details or for your Investment Management or Trust account contact your J.P. Morgan team.

Global Access Portfolios share certain characteristics with hedge funds. In particular, an investor who withdraws from a Global Access Portfolio will not receive the withdrawal proceeds in their entirety until 30-60 days after completion of the Portfolio's audit, which may be 18 months or longer after the redemption date. Interest might not be paid on any proceeds pending distribution. These restrictions apply even if the investor's account at JPMorgan is closed. The Confidential Private Placement Memorandum and applicable Supplements contain other important information about the Global Access Portfolios and are available upon request or for your Investment Management or Trust account contact your J.P. Morgan team.

4. Alternative assets may include publicly available mutual funds that utilize non-traditional investment management strategies, for example, strategies commonly employed by hedge funds. Mutual funds generally calculate the price (the "Net Asset Value" or "NAV") on a daily basis and mutual fund NAVs shown on your statement generally will be the NAV as of the close of the last business day for this statement period. Please refer to the applicable mutual fund prospectus for further details. If the applicable mutual fund is a JPMorgan Fund, please refer to disclosures on this statement concerning JPMorgan Funds for other important information.

PRODUCT RELATED DISCLOSURE: THE JPMORGAN FUNDS OR THIRD PARTIES

Shares of the funds referenced above are not bank deposits and are not guaranteed by any bank, government entity, or the FDIC. Return and share price will fluctuate and redemption value may be more or less than original cost. While the money market funds seek to maintain a stable net asset value of \$1.00 per share, there is no assurance that they will continue to do so. The estimated annual income and dividend yield figures for mutual funds represent the funds' most recent income dividend annualized.



For the Period 12/1/13 to 12/31/13

Prospectuses and other fund information for JPMorgan funds may be obtained by calling your J P Morgan team or JPMorgan Distribution Services, Inc at (800) 480-4111. You also may view and order materials online for JPMorgan funds at www.jpmmorganfunds.com

J P Morgan affiliates may receive compensation from the JPMorgan funds for providing investment advisory services to the funds J P Morgan affiliates may also provide administrative, custodial, sales, distribution, shareholder or other services to the JPMorgan Funds or funds established, sponsored, advised, or managed by third parties, and J P Morgan affiliates may be compensated for such services as allowed by applicable law The distributor of the JPMorgan Funds is JPMorgan Distribution Services, Inc , which is an affiliate of JPMCB

Assets may be reflected herein even though they may be held by a third party unaffiliated with J P Morgan In such cases, unless J P Morgan otherwise agrees, J.P. Morgan has no responsibility for the verification, valuation, safekeeping or management of those assets