



See a Social Security Number? Say Something!
Report Privacy Problems to <https://public.resource.org/privacy>
Or call the IRS Identity Theft Hotline at 1-800-908-4490



Form **990-PF**Department of the Treasury
Internal Revenue Service**Return of Private Foundation**

or Section 4947(a)(1) Trust Treated as Private Foundation

▶ Do not enter Social Security numbers on this form as it may be made public.

▶ Information about Form 990-PF and its separate instructions is at www.irs.gov/form990pf.

OMB No 1545-0052

2013

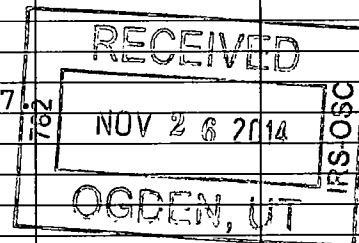
Open to Public Inspection

For calendar year 2013 or tax year beginning

, and ending

Name of foundation W T and Louise J Moran Foundation		A Employer identification number 76-0513027
Number and street (or P O box number if mail is not delivered to street address) 3843 N. Braeswood, Suite 200	Room/suite	B Telephone number 713-526-4171
City or town, state or province, country, and ZIP or foreign postal code Houston, TX 77025-3001		C If exemption application is pending, check here <input type="checkbox"/>
G Check all that apply: <input type="checkbox"/> Initial return <input type="checkbox"/> Initial return of a former public charity <input type="checkbox"/> Final return <input type="checkbox"/> Amended return <input type="checkbox"/> Address change <input type="checkbox"/> Name change		D 1. Foreign organizations, check here <input type="checkbox"/> 2. Foreign organizations meeting the 85% test, check here and attach computation <input type="checkbox"/>
H Check type of organization: <input checked="" type="checkbox"/> Section 501(c)(3) exempt private foundation <input type="checkbox"/> Section 4947(a)(1) nonexempt charitable trust <input type="checkbox"/> Other taxable private foundation		E If private foundation status was terminated under section 507(b)(1)(A), check here <input type="checkbox"/>
I Fair market value of all assets at end of year (from Part II, col (c), line 16) \$ 47,851,651. (Part I, column (d) must be on cash basis)	J Accounting method: <input type="checkbox"/> Cash <input checked="" type="checkbox"/> Accrual <input type="checkbox"/> Other (specify) _____	F If the foundation is in a 60-month termination under section 507(b)(1)(B), check here <input type="checkbox"/>

Part I Analysis of Revenue and Expenses (The total of amounts in columns (b), (c), and (d) may not necessarily equal the amounts in column (a))		(a) Revenue and expenses per books	(b) Net investment income	(c) Adjusted net income	(d) Disbursements for charitable purposes (cash basis only)
Revenue	1 Contributions, gifts, grants, etc., received	1,500,000.		N/A	
	2 Check <input type="checkbox"/> if the foundation is not required to attach Sch B				
	3 Interest on savings and temporary cash investments	4,263.	4,263.		Statement 1
	4 Dividends and interest from securities	921,283.	917,264.		Statement 2
	5a Gross rents	15,874.	15,874.		Statement 3
	b Net rental income or (loss) 15,874.				
	6a Net gain or (loss) from sale of assets not on line 10	1,259,497.			
	b Gross sales price for all assets on line 6a 10,786,680.				
	7 Capital gain net income (from Part IV, line 2)		1,259,497.		
	8 Net short-term capital gain				
	9 Income modifications				
	10a Gross sales less returns and allowances				
b Less Cost of goods sold					
c Gross profit or (loss)					
11 Other income	1,950,758.	1,915,225.		Statement 4	
12 Total. Add lines 1 through 11	5,651,675.	4,112,123.			
Operating and Administrative Expenses	13 Compensation of officers, directors, trustees, etc	240,000.	144,000.		96,000.
	14 Other employee salaries and wages				
	15 Pension plans, employee benefits				
	16a Legal fees Stmt 5	31,669.	15,835.		15,834.
	b Accounting fees Stmt 6	10,544.	5,272.		5,272.
	c Other professional fees Stmt 7	134,195.	134,195.		0.
	17 Interest	14,398.	14,398.		0.
	18 Taxes Stmt 8	153,116.	89,391.		0.
	19 Depreciation and depletion	3,035.	2,915.		
	20 Occupancy				
	21 Travel, conferences, and meetings	654.	654.		0.
	22 Printing and publications				
	23 Other expenses Stmt 9	376,592.	376,408.		0.
	24 Total operating and administrative expenses. Add lines 13 through 23	964,203.	783,068.		117,106.
	25 Contributions, gifts, grants paid	1,375,000.			1,375,000.
26 Total expenses and disbursements. Add lines 24 and 25	2,339,203.	783,068.		1,492,106.	
27 Subtract line 26 from line 12:					
a Excess of revenue over expenses and disbursements	3,312,472.				
b Net investment income (if negative, enter -0-)		3,329,055.			
c Adjusted net income (if negative, enter -0-)			N/A		



SCANNED DEC 01 2014

323501
10-10-13

LHA For Paperwork Reduction Act Notice, see instructions.

Part II Balance Sheets

Attached schedules and amounts in the description column should be for end-of-year amounts only

		Beginning of year	End of year	
		(a) Book Value	(b) Book Value	(c) Fair Market Value
Assets	1 Cash - non-interest-bearing	537,150.	317,933.	317,933.
	2 Savings and temporary cash investments	1,891,319.	1,363,783.	1,363,783.
	3 Accounts receivable ▶ 144,416.			
	Less: allowance for doubtful accounts ▶	46,221.	144,416.	144,416.
	4 Pledges receivable ▶			
	Less: allowance for doubtful accounts ▶			
	5 Grants receivable			
	6 Receivables due from officers, directors, trustees, and other disqualified persons			
	7 Other notes and loans receivable ▶			
	Less: allowance for doubtful accounts ▶			
	8 Inventories for sale or use			
	9 Prepaid expenses and deferred charges			
	10a Investments - U.S. and state government obligations			
	b Investments - corporate stock Stmt 11	12,190,895.	14,245,342.	19,304,728.
	c Investments - corporate bonds Stmt 12	9,319,290.	7,012,247.	7,069,558.
	11 Investments - land, buildings, and equipment basis ▶			
Less: accumulated depreciation ▶				
12 Investments - mortgage loans Stmt 13	1,204,000.	1,247,436.	1,247,436.	
13 Investments - other Stmt 14	12,752,406.	14,811,475.	16,803,797.	
14 Land, buildings, and equipment: basis ▶				
Less: accumulated depreciation ▶				
15 Other assets (describe ▶ Mineral Collection)	0.	1,600,000.	1,600,000.	
16 Total assets (to be completed by all filers - see the instructions. Also, see page 1, item 1)	37,941,281.	40,742,632.	47,851,651.	
Liabilities	17 Accounts payable and accrued expenses	11,121.		
	18 Grants payable			
	19 Deferred revenue			
	20 Loans from officers, directors, trustees, and other disqualified persons			
	21 Mortgages and other notes payable	500,000.		
	22 Other liabilities (describe ▶)			
23 Total liabilities (add lines 17 through 22)	511,121.	0.		
Net Assets or Fund Balances	Foundations that follow SFAS 117, check here ▶ <input type="checkbox"/> and complete lines 24 through 26 and lines 30 and 31.			
	24 Unrestricted			
	25 Temporarily restricted			
	26 Permanently restricted			
	Foundations that do not follow SFAS 117, check here ▶ <input checked="" type="checkbox"/> and complete lines 27 through 31.			
	27 Capital stock, trust principal, or current funds	0.	0.	
	28 Paid-in or capital surplus, or land, bldg., and equipment fund	0.	0.	
	29 Retained earnings, accumulated income, endowment, or other funds	37,430,160.	40,742,632.	
	30 Total net assets or fund balances	37,430,160.	40,742,632.	
	31 Total liabilities and net assets/fund balances	37,941,281.	40,742,632.	

Part III Analysis of Changes in Net Assets or Fund Balances

1 Total net assets or fund balances at beginning of year - Part II, column (a), line 30 (must agree with end-of-year figure reported on prior year's return)	1	37,430,160.
2 Enter amount from Part I, line 27a	2	3,312,472.
3 Other increases not included in line 2 (itemize) ▶	3	0.
4 Add lines 1, 2, and 3	4	40,742,632.
5 Decreases not included in line 2 (itemize) ▶	5	0.
6 Total net assets or fund balances at end of year (line 4 minus line 5) - Part II, column (b), line 30	6	40,742,632.

Part IV Capital Gains and Losses for Tax on Investment Income

(a) List and describe the kind(s) of property sold, e.g., real estate, 2-story brick warehouse; or common stock, 200 shs. MLC Co.	(b) How acquired P - Purchase D - Donation	(c) Date acquired (mo., day, yr.)	(d) Date sold (mo., day, yr.)
1a Foreign Currency Exchange Loss	P	Various	Various
b Loss on Sale of Investment	P	Various	Various
c Pangea Capital Mgmt LLC	P		
d Linn Energy LLC (1231 GAIN)	P		
e Enterprise Products Partners LP (1231 GAIN)	P		
f AT MLP Fund LLC (STCG)	P		
g AT MLP Fund LLC (LTCG)	P		
h Moran Land LC (STCL)	P		
i MRM Land Ltd (STCL)	P		
j BRISTOL MYERS SQUIBB COMPANY	P	Various	Various
k CENTURYLINK INCORPORATED	P	Various	Various
l DELL INCORPORATED	P	Various	Various
m DOLE FOOD COMPANY INCORPORATED NEW	P	Various	09/18/13
n DUKE ENERGY CORPORATION NEW COM NEW	P	Various	Various
o RUTHS HOSPITALITY GROUP INCORPORATED	P	Various	Various

(e) Gross sales price	(f) Depreciation allowed (or allowable)	(g) Cost or other basis plus expense of sale	(h) Gain or (loss) (e) plus (f) minus (g)
a		5,172.	-5,172.
b		4,385.	-4,385.
c		47,242.	-47,242.
d 254.			254.
e 67.			67.
f 51,613.			51,613.
g 23,717.			23,717.
h		435.	-435.
i		21,302.	-21,302.
j 3,484.		2,821.	663.
k 1,232.		1,462.	-230.
l 26,913.		26,763.	150.
m 134,877.		114,965.	19,912.
n 579.		528.	51.
o 349.		320.	29.

Complete only for assets showing gain in column (h) and owned by the foundation on 12/31/69

(i) F.M.V. as of 12/31/69	(j) Adjusted basis as of 12/31/69	(k) Excess of col. (i) over col. (j), if any	(l) Losses (from col. (h)) Gains (excess of col. (h) gain over col. (k), but not less than "-0-")
a			-5,172.
b			-4,385.
c			-47,242.
d			254.
e			67.
f			51,613.
g			23,717.
h			-435.
i			-21,302.
j			663.
k			-230.
l			150.
m			19,912.
n			51.
o			29.

2 Capital gain net income or (net capital loss) { If gain, also enter in Part I, line 7
If (loss), enter "-0-" in Part I, line 7 }

2

3 Net short-term capital gain or (loss) as defined in sections 1222(5) and (6):

If gain, also enter in Part I, line 8, column (c).

If (loss), enter "-0-" in Part I, line 8

3

Part IV Capital Gains and Losses for Tax on Investment Income

(a) List and describe the kind(s) of property sold, e.g., real estate, 2-story brick warehouse; or common stock, 200 shs. MLC Co.		(b) How acquired P - Purchase D - Donation	(c) Date acquired (mo., day, yr.)	(d) Date sold (mo., day, yr.)
1a	LINN ENERGY LLC UNIT LTD	P	Various	Various
b	DE MASTER BLENDERS 1753 NV SHS	P	02/12/10	04/24/13
c	BRISTOL MYERS SQUIBB COMPANY	P	11/19/09	10/01/13
d	CENTURYLINK INCORPORATED	P	12/22/09	02/19/13
e	DELL INCORPORATED	P	11/20/09	04/24/13
f	LINN ENERGY LLC UNIT LTD	P	Various	05/21/13
g	RUTHS HOSPITALITY GROUP INCORPORATED	P	Various	08/06/13
h	SPRINT CORPORATION COM	P	Various	10/07/13
i	ALCATEL-LUCENT SPONSORED ADR	P	Various	12/05/13
j	STATEMENT D-1	P	Various	Various
k	STATEMENT D-1	P	Various	Various
l	STATEMENT D-1	P	Various	Various
m	STATEMENT D-2	P	Various	Various
n	STATEMENT D-2	P	Various	Various
o	DDR CORP	P	07/18/12	10/31/13

(e) Gross sales price	(f) Depreciation allowed (or allowable)	(g) Cost or other basis plus expense of sale	(h) Gain or (loss) (e) plus (f) minus (g)
a 4,247.		4,285.	-38.
b 46,799.		29,400.	17,399.
c 93,856.		47,940.	45,916.
d 34,542.		35,810.	-1,268.
e 13,243.		14,478.	-1,235.
f 70,418.		34,436.	35,982.
g 98,615.		40,050.	58,565.
h 63,778.		44,621.	19,157.
i 2,481.		2,481.	0.
j 587,140.		552,856.	34,284.
k 46,449.		46,162.	287.
l 4,966,428.		4,412,508.	553,920.
m 677,407.		679,826.	-2,419.
n 716,664.		703,102.	13,562.
o 131,715.		150,000.	-18,285.

Complete only for assets showing gain in column (h) and owned by the foundation on 12/31/69

(i) F.M.V. as of 12/31/69	(j) Adjusted basis as of 12/31/69	(k) Excess of col. (i) over col. (j), if any	(l) Losses (from col. (h)) Gains (excess of col. (h) gain over col. (k), but not less than "-0-")
a			-38.
b			17,399.
c			45,916.
d			-1,268.
e			-1,235.
f			35,982.
g			58,565.
h			19,157.
i			0.
j			34,284.
k			287.
l			553,920.
m			-2,419.
n			13,562.
o			-18,285.

2 Capital gain net income or (net capital loss) { If gain, also enter in Part I, line 7
If (loss), enter "-0-" in Part I, line 7 }

2

3 Net short-term capital gain or (loss) as defined in sections 1222(5) and (6):
If gain, also enter in Part I, line 8, column (c).
If (loss), enter "-0-" in Part I, line 8

3

Part IV Capital Gains and Losses for Tax on Investment Income

(a) List and describe the kind(s) of property sold, e.g., real estate, 2-story brick warehouse; or common stock, 200 shs. MLC Co.	(b) How acquired P - Purchase D - Donation	(c) Date acquired (mo., day, yr.)	(d) Date sold (mo., day, yr.)
1a STATEMENT D-2	P	Various	Various
b WELLINGTON FUND ADMIRAL	P	Various	10/17/13
c WELLINGTON FUND ADMIRAL	P	08/12/09	10/17/13
d WELLINGTON FUND ADMIRAL	P	08/12/09	10/17/13
e WELLINGTON FUND ADMIRAL	P	08/12/09	10/17/13
f WELLINGTON FUND ADMIRAL	P	08/12/09	10/17/13
g Capital Gains Dividends			
h			
i			
j			
k			
l			
m			
n			
o			

(e) Gross sales price	(f) Depreciation allowed (or allowable)	(g) Cost or other basis plus expense of sale	(h) Gain or (loss) (e) plus (f) minus (g)
a 1,581,188.		1,704,981.	-123,793.
b 800,000.		639,080.	160,920.
c 50,000.		39,943.	10,057.
d 50,000.		39,943.	10,057.
e 50,000.		39,943.	10,057.
f 50,000.		39,943.	10,057.
g 408,625.			408,625.
h			
i			
j			
k			
l			
m			
n			
o			

Complete only for assets showing gain in column (h) and owned by the foundation on 12/31/69

(i) F.M.V. as of 12/31/69	(j) Adjusted basis as of 12/31/69	(k) Excess of col. (i) over col. (j), if any	(l) Losses (from col. (h)) Gains (excess of col. (h) gain over col. (k), but not less than "-0-")
a			-123,793.
b			160,920.
c			10,057.
d			10,057.
e			10,057.
f			10,057.
g			408,625.
h			
i			
j			
k			
l			
m			
n			
o			

2 Capital gain net income or (net capital loss) { If gain, also enter in Part I, line 7
If (loss), enter "-0-" in Part I, line 7 }

2

1,259,497.

3 Net short-term capital gain or (loss) as defined in sections 1222(5) and (6):

If gain, also enter in Part I, line 8, column (c).

If (loss), enter "-0-" in Part I, line 8

3

N/A

Part IV Capital Gains and Losses for Tax on Investment Income

(a) List and describe the kind(s) of property sold (e.g., real estate, 2-story brick warehouse; or common stock, 200 shs. MLC Co.)		(b) How acquired P - Purchase D - Donation	(c) Date acquired (mo., day, yr.)	(d) Date sold (mo., day, yr.)
1a				
b See Attached Statements				
c				
d				
e				
(e) Gross sales price	(f) Depreciation allowed (or allowable)	(g) Cost or other basis plus expense of sale	(h) Gain or (loss) (e) plus (f) minus (g)	
a				
b				
c				
d				
e 10,786,680.		9,527,183.	1,259,497.	
Complete only for assets showing gain in column (h) and owned by the foundation on 12/31/69			(i) Gains (Col. (h) gain minus col. (k), but not less than -0-) or Losses (from col. (h))	
(i) F.M.V. as of 12/31/69	(j) Adjusted basis as of 12/31/69	(k) Excess of col. (i) over col. (j), if any		
a				
b				
c				
d				
e			1,259,497.	
2 Capital gain net income or (net capital loss) { If gain, also enter in Part I, line 7 If (loss), enter -0- in Part I, line 7 }		2	1,259,497.	
3 Net short-term capital gain or (loss) as defined in sections 1222(5) and (6): If gain, also enter in Part I, line 8, column (c). If (loss), enter -0- in Part I, line 8 }		3	N/A	

Part V Qualification Under Section 4940(e) for Reduced Tax on Net Investment Income

(For optional use by domestic private foundations subject to the section 4940(a) tax on net investment income.)

If section 4940(d)(2) applies, leave this part blank.

Was the foundation liable for the section 4942 tax on the distributable amount of any year in the base period?

☐ Yes ☒ No

If "Yes," the foundation does not qualify under section 4940(e). Do not complete this part.

1 Enter the appropriate amount in each column for each year; see the instructions before making any entries.

(a) Base period years Calendar year (or tax year beginning in)	(b) Adjusted qualifying distributions	(c) Net value of noncharitable-use assets	(d) Distribution ratio (col. (b) divided by col. (c))
2012	2,042,118.	40,011,211.	.051039
2011	1,357,588.	37,467,791.	.036233
2010	1,400,496.	34,811,472.	.040231
2009	1,310,058.	24,566,356.	.053327
2008	1,215,340.	28,450,692.	.042717

2 Total of line 1, column (d)	2	.223547
3 Average distribution ratio for the 5-year base period - divide the total on line 2 by 5, or by the number of years the foundation has been in existence if less than 5 years	3	.044709
4 Enter the net value of noncharitable-use assets for 2013 from Part X, line 5	4	44,542,966.
5 Multiply line 4 by line 3	5	1,991,471.
6 Enter 1% of net investment income (1% of Part I, line 27b)	6	33,291.
7 Add lines 5 and 6	7	2,024,762.
8 Enter qualifying distributions from Part XII, line 4 If line 8 is equal to or greater than line 7, check the box in Part VI, line 1b, and complete that part using a 1% tax rate. See the Part VI instructions.	8	3,092,106.

Part VI Excise Tax Based on Investment Income (Section 4940(a), 4940(b), 4940(e), or 4948 - see instructions)

1a Exempt operating foundations described in section 4940(d)(2), check here <input type="checkbox"/> and enter "N/A" on line 1. Date of ruling or determination letter: _____ (attach copy of letter if necessary-see instructions)			
b Domestic foundations that meet the section 4940(e) requirements in Part V, check here <input checked="" type="checkbox"/> and enter 1% of Part I, line 27b		1	33,291.
c All other domestic foundations enter 2% of line 27b. Exempt foreign organizations enter 4% of Part I, line 12, col. (b).			
2 Tax under section 511 (domestic section 4947(a)(1) trusts and taxable foundations only. Others enter -0-)		2	0.
3 Add lines 1 and 2		3	33,291.
4 Subtitle A (income) tax (domestic section 4947(a)(1) trusts and taxable foundations only. Others enter -0-)		4	0.
5 Tax based on investment income. Subtract line 4 from line 3. If zero or less, enter -0-		5	33,291.
6 Credits/Payments:			
a 2013 estimated tax payments and 2012 overpayment credited to 2013	6a	79,287.	
b Exempt foreign organizations - tax withheld at source	6b		
c Tax paid with application for extension of time to file (Form 8868)	6c		
d Backup withholding erroneously withheld	6d		
7 Total credits and payments. Add lines 6a through 6d	7	79,287.	
8 Enter any penalty for underpayment of estimated tax. Check here <input type="checkbox"/> if Form 2220 is attached	8		
9 Tax due. If the total of lines 5 and 8 is more than line 7, enter amount owed	9		
10 Overpayment If line 7 is more than the total of lines 5 and 8, enter the amount overpaid	10	45,996.	
11 Enter the amount of line 10 to be: Credited to 2014 estimated tax <input checked="" type="checkbox"/> Refunded <input type="checkbox"/>	11	0.	

Part VII-A Statements Regarding Activities

	Yes	No
1a During the tax year, did the foundation attempt to influence any national, state, or local legislation or did it participate or intervene in any political campaign?		X
1b Did it spend more than \$100 during the year (either directly or indirectly) for political purposes (see instructions for the definition)? If the answer is "Yes" to 1a or 1b, attach a detailed description of the activities and copies of any materials published or distributed by the foundation in connection with the activities		X
1c Did the foundation file Form 1120-POL for this year?		X
d Enter the amount (if any) of tax on political expenditures (section 4955) imposed during the year: (1) On the foundation. <input checked="" type="checkbox"/> \$ 0. (2) On foundation managers. <input checked="" type="checkbox"/> \$ 0.		
e Enter the reimbursement (if any) paid by the foundation during the year for political expenditure tax imposed on foundation managers. <input checked="" type="checkbox"/> \$ 0.		
2 Has the foundation engaged in any activities that have not previously been reported to the IRS? If "Yes," attach a detailed description of the activities		X
3 Has the foundation made any changes, not previously reported to the IRS, in its governing instrument, articles of incorporation, or bylaws, or other similar instruments? If "Yes," attach a conformed copy of the changes		X
4a Did the foundation have unrelated business gross income of \$1,000 or more during the year?	X	
4b If "Yes," has it filed a tax return on Form 990-T for this year?	X	
5 Was there a liquidation, termination, dissolution, or substantial contraction during the year? If "Yes," attach the statement required by General Instruction T		X
6 Are the requirements of section 508(e) (relating to sections 4941 through 4945) satisfied either: • By language in the governing instrument, or • By state legislation that effectively amends the governing instrument so that no mandatory directions that conflict with the state law remain in the governing instrument?	X	
7 Did the foundation have at least \$5,000 in assets at any time during the year? If "Yes," complete Part II, col (c), and Part XV	X	
8a Enter the states to which the foundation reports or with which it is registered (see instructions) <input checked="" type="checkbox"/> TX		
b If the answer is "Yes" to line 7, has the foundation furnished a copy of Form 990-PF to the Attorney General (or designate) of each state as required by General Instruction G? If "No," attach explanation	X	
9 Is the foundation claiming status as a private operating foundation within the meaning of section 4942(j)(3) or 4942(j)(5) for calendar year 2013 or the taxable year beginning in 2013 (see instructions for Part XIV)? If "Yes," complete Part XIV		X
10 Did any persons become substantial contributors during the tax year? If "Yes," attach a schedule listing their names and addresses		X

Part VII-A Statements Regarding Activities (continued)

11	At any time during the year, did the foundation, directly or indirectly, own a controlled entity within the meaning of section 512(b)(13)? If "Yes," attach schedule (see instructions)	Statement 15	Statement 16	Stmnt 17	11	X	
12	Did the foundation make a distribution to a donor advised fund over which the foundation or a disqualified person had advisory privileges? If "Yes," attach statement (see instructions)				12		X
13	Did the foundation comply with the public inspection requirements for its annual returns and exemption application? Website address ► <u>N/A</u>				13	X	
14	The books are in care of ► <u>R. Robert Mullins</u> Telephone no. ► <u>713-526-4171</u> Located at ► <u>3843 N. Braeswood, Suite 200, Houston, TX</u> ZIP+4 ► <u>77025-3001</u>						
15	Section 4947(a)(1) nonexempt charitable trusts filing Form 990-PF in lieu of Form 1041 - Check here and enter the amount of tax-exempt interest received or accrued during the year	15				N/A	
16	At any time during calendar year 2013, did the foundation have an interest in or a signature or other authority over a bank, securities, or other financial account in a foreign country? See the instructions for exceptions and filing requirements for Form TD F 90-22.1. If "Yes," enter the name of the foreign country ►				16	Yes	No
							X

Part VII-B Statements Regarding Activities for Which Form 4720 May Be Required

File Form 4720 if any item is checked in the "Yes" column, unless an exception applies.

		Yes	No
1a	During the year did the foundation (either directly or indirectly):		
(1)	Engage in the sale or exchange, or leasing of property with a disqualified person? <input type="checkbox"/> Yes <input checked="" type="checkbox"/> No		
(2)	Borrow money from, lend money to, or otherwise extend credit to (or accept it from) a disqualified person? <input type="checkbox"/> Yes <input checked="" type="checkbox"/> No		
(3)	Furnish goods, services, or facilities to (or accept them from) a disqualified person? <input type="checkbox"/> Yes <input checked="" type="checkbox"/> No		
(4)	Pay compensation to, or pay or reimburse the expenses of, a disqualified person? <input type="checkbox"/> Yes <input checked="" type="checkbox"/> No		
(5)	Transfer any income or assets to a disqualified person (or make any of either available for the benefit or use of a disqualified person)? <input type="checkbox"/> Yes <input checked="" type="checkbox"/> No		
(6)	Agree to pay money or property to a government official? (Exception. Check "No" if the foundation agreed to make a grant to or to employ the official for a period after termination of government service, if terminating within 90 days.) <input type="checkbox"/> Yes <input checked="" type="checkbox"/> No		
b	If any answer is "Yes" to 1a(1)-(6), did any of the acts fail to qualify under the exceptions described in Regulations section 53.4941(d)-3 or in a current notice regarding disaster assistance (see instructions)? Organizations relying on a current notice regarding disaster assistance check here <u>N/A</u> <input type="checkbox"/>	1b	
c	Did the foundation engage in a prior year in any of the acts described in 1a, other than excepted acts, that were not corrected before the first day of the tax year beginning in 2013?	1c	X
2	Taxes on failure to distribute income (section 4942) (does not apply for years the foundation was a private operating foundation defined in section 4942(j)(3) or 4942(j)(5)):		
a	At the end of tax year 2013, did the foundation have any undistributed income (lines 6d and 6e, Part XIII) for tax year(s) beginning before 2013? <input type="checkbox"/> Yes <input checked="" type="checkbox"/> No If "Yes," list the years ►		
b	Are there any years listed in 2a for which the foundation is not applying the provisions of section 4942(a)(2) (relating to incorrect valuation of assets) to the year's undistributed income? (If applying section 4942(a)(2) to all years listed, answer "No" and attach statement - see instructions.) <u>N/A</u>	2b	
c	If the provisions of section 4942(a)(2) are being applied to any of the years listed in 2a, list the years here. ►		
3a	Did the foundation hold more than a 2% direct or indirect interest in any business enterprise at any time during the year? <input type="checkbox"/> Yes <input checked="" type="checkbox"/> No		
b	If "Yes," did it have excess business holdings in 2013 as a result of (1) any purchase by the foundation or disqualified persons after May 26, 1969; (2) the lapse of the 5-year period (or longer period approved by the Commissioner under section 4943(c)(7)) to dispose of holdings acquired by gift or bequest; or (3) the lapse of the 10-, 15-, or 20-year first phase holding period? (Use Schedule C, Form 4720, to determine if the foundation had excess business holdings in 2013.) <u>N/A</u>	3b	
4a	Did the foundation invest during the year any amount in a manner that would jeopardize its charitable purposes?	4a	X
b	Did the foundation make any investment in a prior year (but after December 31, 1969) that could jeopardize its charitable purpose that had not been removed from jeopardy before the first day of the tax year beginning in 2013?	4b	X

Part VII-B Statements Regarding Activities for Which Form 4720 May Be Required (continued)

5a During the year did the foundation pay or incur any amount to:

(1) Carry on propaganda, or otherwise attempt to influence legislation (section 4945(e))?

☐ Yes ☒ No

(2) Influence the outcome of any specific public election (see section 4955); or to carry on, directly or indirectly, any voter registration drive?

☐ Yes ☒ No

(3) Provide a grant to an individual for travel, study, or other similar purposes?

☐ Yes ☒ No

(4) Provide a grant to an organization other than a charitable, etc., organization described in section 509(a)(1), (2), or (3), or section 4940(d)(2)?

☐ Yes ☒ No

(5) Provide for any purpose other than religious, charitable, scientific, literary, or educational purposes, or for the prevention of cruelty to children or animals?

☐ Yes ☒ No

b If any answer is "Yes" to 5a(1)-(5), did any of the transactions fail to qualify under the exceptions described in Regulations section 53.4945 or in a current notice regarding disaster assistance (see instructions)?

N/A

5b

Organizations relying on a current notice regarding disaster assistance check here

☒

c If the answer is "Yes" to question 5a(4), does the foundation claim exemption from the tax because it maintained expenditure responsibility for the grant?

N/A

☐ Yes ☐ No

If "Yes," attach the statement required by Regulations section 53.4945-5(d)

6a Did the foundation, during the year, receive any funds, directly or indirectly, to pay premiums on a personal benefit contract?

☐ Yes ☒ No

6b

b Did the foundation, during the year, pay premiums, directly or indirectly, on a personal benefit contract?

X

If "Yes" to 6b, file Form 8870

7a At any time during the tax year, was the foundation a party to a prohibited tax shelter transaction?

☐ Yes ☒ No

b If "Yes," did the foundation receive any proceeds or have any net income attributable to the transaction?

N/A

7b

Part VIII Information About Officers, Directors, Trustees, Foundation Managers, Highly Paid Employees, and Contractors

1 List all officers, directors, trustees, foundation managers and their compensation.

(a) Name and address	(b) Title, and average hours per week devoted to position	(c) Compensation (If not paid, enter -0-)	(d) Contributions to employee benefit plans and deferred compensation	(e) Expense account, other allowances
See Statement 18		240,000.	0.	0.

2 Compensation of five highest-paid employees (other than those included on line 1). If none, enter "NONE."

(a) Name and address of each employee paid more than \$50,000	(b) Title, and average hours per week devoted to position	(c) Compensation	(d) Contributions to employee benefit plans and deferred compensation	(e) Expense account, other allowances
NONE				

Total number of other employees paid over \$50,000

0

Form 990-PF (2013)

Part X**Minimum Investment Return** (All domestic foundations must complete this part. Foreign foundations, see instructions.)

1	Fair market value of assets not used (or held for use) directly in carrying out charitable, etc., purposes:		
a	Average monthly fair market value of securities	1a	34,685,305.
b	Average of monthly cash balances	1b	2,509,269.
c	Fair market value of all other assets	1c	8,026,711.
d	Total (add lines 1a, b, and c)	1d	45,221,285.
e	Reduction claimed for blockage or other factors reported on lines 1a and 1c (attach detailed explanation)	1e	0.
2	Acquisition indebtedness applicable to line 1 assets	2	0.
3	Subtract line 2 from line 1d	3	45,221,285.
4	Cash deemed held for charitable activities. Enter 1 1/2% of line 3 (for greater amount, see instructions)	4	678,319.
5	Net value of noncharitable-use assets. Subtract line 4 from line 3. Enter here and on Part V, line 4	5	44,542,966.
6	Minimum investment return. Enter 5% of line 5	6	2,227,148.

Part XI**Distributable Amount** (see instructions) (Section 4942(j)(3) and (j)(5) private operating foundations and certain foreign organizations check here ☐ and do not complete this part.)

1	Minimum investment return from Part X, line 6	1	2,227,148.
2a	Tax on investment income for 2013 from Part VI, line 5	2a	33,291.
b	Income tax for 2013. (This does not include the tax from Part VI.)	2b	5,180.
c	Add lines 2a and 2b	2c	38,471.
3	Distributable amount before adjustments. Subtract line 2c from line 1	3	2,188,677.
4	Recoveries of amounts treated as qualifying distributions	4	0.
5	Add lines 3 and 4	5	2,188,677.
6	Deduction from distributable amount (see instructions)	6	0.
7	Distributable amount as adjusted. Subtract line 6 from line 5. Enter here and on Part XIII, line 1	7	2,188,677.

Part XII**Qualifying Distributions** (see instructions)

1	Amounts paid (including administrative expenses) to accomplish charitable, etc., purposes:		
a	Expenses, contributions, gifts, etc. - total from Part I, column (d), line 26	1a	1,492,106.
b	Program-related investments - total from Part IX-B	1b	1,600,000.
2	Amounts paid to acquire assets used (or held for use) directly in carrying out charitable, etc., purposes	2	
3	Amounts set aside for specific charitable projects that satisfy the:		
a	Suitability test (prior IRS approval required)	3a	
b	Cash distribution test (attach the required schedule)	3b	
4	Qualifying distributions. Add lines 1a through 3b. Enter here and on Part V, line 8, and Part XIII, line 4	4	3,092,106.
5	Foundations that qualify under section 4940(e) for the reduced rate of tax on net investment income. Enter 1% of Part I, line 27b	5	33,291.
6	Adjusted qualifying distributions. Subtract line 5 from line 4	6	3,058,815.

Note The amount on line 6 will be used in Part V, column (b), in subsequent years when calculating whether the foundation qualifies for the section 4940(e) reduction of tax in those years.

Part XIII Undistributed Income (see instructions)

	(a) Corpus	(b) Years prior to 2012	(c) 2012	(d) 2013
1 Distributable amount for 2013 from Part XI, line 7				2,188,677.
2 Undistributed income, if any, as of the end of 2013				
a Enter amount for 2012 only			1,649,909.	
b Total for prior years:		0.		
3 Excess distributions carryover, if any, to 2013:				
a From 2008				
b From 2009				
c From 2010				
d From 2011				
e From 2012				
f Total of lines 3a through e	0.			
4 Qualifying distributions for 2013 from Part XII, line 4: ▶ \$ 3,092,106.				
a Applied to 2012, but not more than line 2a			1,649,909.	
b Applied to undistributed income of prior years (Election required - see instructions)		0.		
c Treated as distributions out of corpus (Election required - see instructions)	0.			
d Applied to 2013 distributable amount				1,442,197.
e Remaining amount distributed out of corpus	0.			
5 Excess distributions carryover applied to 2013 (If an amount appears in column (d), the same amount must be shown in column (a))	0.			0.
6 Enter the net total of each column as indicated below:				
a Corpus Add lines 3f, 4c, and 4e Subtract line 5	0.			
b Prior years' undistributed income. Subtract line 4b from line 2b		0.		
c Enter the amount of prior years' undistributed income for which a notice of deficiency has been issued, or on which the section 4942(a) tax has been previously assessed		0.		
d Subtract line 6c from line 6b. Taxable amount - see instructions		0.		
e Undistributed income for 2012. Subtract line 4a from line 2a. Taxable amount - see instr.			0.	
f Undistributed income for 2013. Subtract lines 4d and 5 from line 1. This amount must be distributed in 2014				746,480.
7 Amounts treated as distributions out of corpus to satisfy requirements imposed by section 170(b)(1)(F) or 4942(g)(3)	0.			
8 Excess distributions carryover from 2008 not applied on line 5 or line 7	0.			
9 Excess distributions carryover to 2014. Subtract lines 7 and 8 from line 6a	0.			
10 Analysis of line 9:				
a Excess from 2009				
b Excess from 2010				
c Excess from 2011				
d Excess from 2012				
e Excess from 2013				

Part XV Supplementary Information (continued)**3 Grants and Contributions Paid During the Year or Approved for Future Payment**

Recipient	If recipient is an individual, show any relationship to any foundation manager or substantial contributor	Foundation status of recipient	Purpose of grant or contribution	Amount
Name and address (home or business)				
a Paid during the year				
Alley Theatre 615 Texas Avenue Houston, TX 77002	None	Public Charity	To further the organization's charitable mission.	2,500.
Association of Small Foundations 1720 N Street, NW Washington, DC 20036	None	Public Charity	To further the organization's charitable mission.	3,000.
Bo's Place 10050 Buffalo Speedway Houston, TX 77054	None	Public Charity	To further the organization's charitable mission.	2,500.
Cal Farley's Boys Ranch 600 W. 11th Amarillo, TX 79101	None	Public Charity	To further the organization's charitable mission.	1,000.
Camp Janus 6411 Fannin Street Houston, TX 77030	None	Public Charity	To further the organization's charitable mission.	10,000.
Total	See continuation sheet(s)			1,375,000.
b Approved for future payment				
None				
Total				0.

Part XV Supplementary Information**3 Grants and Contributions Paid During the Year (Continuation)**

Recipient Name and address (home or business)	If recipient is an individual, show any relationship to any foundation manager or substantial contributor	Foundation status of recipient	Purpose of grant or contribution	Amount
CCSC 3230 Mercer Houston, TX 77027	None	Public Charity	Vision Program	50,000.
Center for Hearing & Speech 3636 West Dallas St. Houston, TX 77019	None	Public Charity	To further the organization's charitable mission.	2,500.
Children's Museum of Houston 1500 Binz St. Houston, TX 77004	None	Public Charity	Stream Program	50,000.
Christus Foundation for Healthcare P.O. Box 1919 Houston, TX 77251	None	Public Charity	Capital Campaign	125,000.
Collaborative for Children 1111 North Loop West Suite 600 Houston, TX 77008	None	Public Charity	To further the organization's charitable mission.	2,500.
Conference of Southwest Foundations 624 North Good-Latimer Expressway, Suite 100 Dallas, TX 75204	None	Public Charity	To further the organization's charitable mission.	500.
Cystic Fibrosis Foundation 50 Briar Hollow Lane, Suite 310W Houston, TX 77027	None	Public Charity	To further the organization's charitable mission.	5,000.
Christus Foundation for Healthcare P.O. Box 1919 Houston, TX 77251	None	Public Charity	To further the organization's charitable mission.	10,000.
Hermann Eye Fund 6400 Fannin Street, 18th Floor Houston, TX 77030	None	Public Charity	Capital Campaign - Pediatric Ophthalmology Unit	60,000.
Holy Trinity Episcopal School 11810 Lockwood Road Houston, TX 77044	None	Public Charity	To further the organization's charitable mission.	2,500.
Total from continuation sheets				1,356,000.

Part XV Supplementary Information**-3 Grants and Contributions Paid During the Year (Continuation)**

Recipient Name and address (home or business)	If recipient is an individual, show any relationship to any foundation manager or substantial contributor	Foundation status of recipient	Purpose of grant or contribution	Amount
Houston Achievement Place 245 W 17th Street Houston, TX 77008	None	Public Charity	To further the organization's charitable mission.	10,000.
Houston Arboretum & Nature Center 4501 Woodway Drive Houston, TX 77024	None	Public Charity	To further the organization's charitable mission.	5,000.
Houston Area Women's Center 1010 Waugh Drive Houston, TX 77019	None	Public Charity	To further the organization's charitable mission.	2,500.
Houston Eye Associates Foundation 2855 Gramercy St. Houston, TX 77025	None	Public Charity	To further the organization's charitable mission.	10,000.
Houston Humane Society 14700 Alameda Road Houston, TX 77053	None	Public Charity	To further the organization's charitable mission.	1,000.
Houston Museum of Fine Arts P.O. Box 6826 Houston, TX 77265	None	Public Charity	To further the organization's charitable mission.	2,500.
Houston Museum of Natural Science 5555 Hermann Park Drive Houston, TX 77030	None	Public Charity	Capital Campaign	200,000.
Houston PBS 4343 Elgin Houston, TX 77204	None	Public Charity	To further the organization's charitable mission.	2,500.
Incarnate Word Academy 609 Crawford Street Houston, TX 77002	None	Public Charity	To further the organization's charitable mission.	2,500.
Interfaith Ministries 3217 Montrose Blvd. Houston, TX 77006	None	Public Charity	Capital Campaign	225,000.
Total from continuation sheets				

Part XV Supplementary Information**3 Grants and Contributions Paid During the Year (Continuation)**

Recipient Name and address (home or business)	If recipient is an individual, show any relationship to any foundation manager or substantial contributor	Foundation status of recipient	Purpose of grant or contribution	Amount
Krist Samaritan Center 17555 El Camino Real Houston, TX 77058	None	Public Charity	To further the organization's charitable mission.s	2,000.
Lord of the Streets 3401 Fannin Street Houston, TX 77004	None	Public Charity	To further the organization's charitable mission.	2,500.
Magnificat House, Inc. P.O. Box 25415 Houston, TX 77265	None	Public Charity	Capital Campaign	150,000.
Nick Finnegan Counseling Center 2714 Joanel Houston, TX 77027	None	Public Charity	To further the organization's charitable mission.	4,500.
Parents Alliance, Inc. 1417 Houston Ave. Houston, TX 77007	None	Public Charity	PACT Program	10,000.
Pathways for Little Feet 8 Greenway Plaza, Suite 1000 Houston, TX 77046	None	Public Charity	To further the organization's charitable mission.	10,000.
Sacred Heart Church 109 North Frazier Conroe, TX 77301	None	Public Charity	Capital Campaign	25,000.
Salvation Army 1500 Austin Street Houston, TX 77002	None	Public Charity	To further the organization's charitable mission.	2,500.
Sam Houston Area Council of Boy Scouts 2225 N Loop West Houston, TX 77008	None	Public Charity	To further the organization's charitable mission.	4,500.
Schreiner University 2100 Memorial Blvd Kerrville, TX 78028	None	Public Charity	To further the organization's charitable mission.	10,000.
Total from continuation sheets				

Part XV Supplementary Information**3 Grants and Contributions Paid During the Year (Continuation)**

Recipient Name and address (home or business)	If recipient is an individual, show any relationship to any foundation manager or substantial contributor	Foundation status of recipient	Purpose of grant or contribution	Amount
Special Pals 3830 Greenhouse Road Houston, TX 77084	None	Public Charity	To further the organization's charitable mission.	1,000.
St. Michael's Catholic School 1801 Sage Road Houston, TX 77056	None	Public Charity	To further the organization's charitable mission.	10,000.
Star of Hope 6897 Ardmore Houston, TX 77054	None	Public Charity	To further the organization's charitable mission.	2,500.
The 100 Club 1233 West Loop South, Suite 1250 Houston, TX 77027	None	Public Charity	To further the organization's charitable mission.	1,000.
The Joy School One Chelsea Boulevard Houston, TX 77006	None	Public Charity	Capital Campaign	50,000.
Blaffer Art Museum The University of Houston 4800 Calhoun Road Houston, TX 77004	None	Public Charity	Blaffer Gallery Renovation Campaign	70,000.
YMCA of Greater Houston P.O. Box 3007 Houston, TX 77253	None	Public Charity	To further the organization's charitable mission.	2,500.
Bayou Land Conservancy 10330 Lake Rd. Bldg. J Houston, TX 77070	None	Public Charity	Save Deer Park Prairie	50,000.
Children's Safe Harbor 1519 Oddfellow Street Conroe, TX 77301	None	Public Charity	To further the organization's charitable mission.	30,000.
The Episcopal Diocese of Texas 1225 Texas St. Houston, TX 77002	None	Public Charity	To further the organization's charitable mission.	2,000.
Total from continuation sheets				

Part XV Supplementary Information**3 Grants and Contributions Paid During the Year (Continuation)**

Recipient Name and address (home or business)	If recipient is an individual, show any relationship to any foundation manager or substantial contributor	Foundation status of recipient	Purpose of grant or contribution	Amount
Life Houston 2002 S. Wayside, Suite 113 Houston, TX 77023	None	Public Charity	To further the organization's charitable mission.	2,500.
The Periwinkle Foundation 3400 Bissonnet Suite 185 Houston, TX 77005	None	Public Charity	To further the organization's charitable mission.	2,500.
The Rose 12700 N. Featherwood Suite 260 Houston, TX 77034	None	Public Charity	To further the organization's charitable mission.	2,500.
Yellowstone Academy 3000 Trulley St. Houston, TX 77004	None	Public Charity	To further the organization's charitable mission.	2,500.
Interfaith Ministries 3217 Montrose Blvd. Houston, TX 77006	None	Public Charity	Meals on Wheels	12,000.
CCSC 3230 Mercer Houston, TX 77027	None	Public Charity	Back to School Program	30,000.
Cystic Fibrosis Foundation 50 Briar Hollow Lane, Suite 310W Houston, TX 77027	None	Public Charity	Milestone II Campaign	20,000.
Houston Museum of Natural Science 5555 Hermann Park Drive Houston, TX 77030	None	Public Charity	Ecoteen Program	75,000.
Total from continuation sheets				

Part XVII

Information Regarding Transfers To and Transactions and Relationships With Noncharitable Exempt Organizations


		Yes	No
1	Did the organization directly or indirectly engage in any of the following with any other organization described in section 501(c) of the Code (other than section 501(c)(3) organizations) or in section 527, relating to political organizations?		
a	Transfers from the reporting foundation to a noncharitable exempt organization of:		
	(1) Cash	1a(1)	X
	(2) Other assets	1a(2)	X
b	Other transactions:		
	(1) Sales of assets to a noncharitable exempt organization	1b(1)	X
	(2) Purchases of assets from a noncharitable exempt organization	1b(2)	X
	(3) Rental of facilities, equipment, or other assets	1b(3)	X
	(4) Reimbursement arrangements	1b(4)	X
	(5) Loans or loan guarantees	1b(5)	X
	(6) Performance of services or membership or fundraising solicitations	1b(6)	X
c	Sharing of facilities, equipment, mailing lists, other assets, or paid employees	1c	X
d	If the answer to any of the above is "Yes," complete the following schedule. Column (b) should always show the fair market value of the goods, other assets, or services given by the reporting foundation. If the foundation received less than fair market value in any transaction or sharing arrangement, show in column (d) the value of the goods, other assets, or services received.		

[illegible]

2a Is the foundation directly or indirectly affiliated with, or related to, one or more tax-exempt organizations described in section 501(c) of the Code (other than section 501(c)(3)) or in section 527? ☐ Yes ☒ No


b If "Yes," complete the following schedule.		
(a) Name of organization	(b) Type of organization	(c) Description of relationship
N/A		

Under penalties of perjury, I declare that I have examined this return, including accompanying schedules and statements, and to the best of my knowledge and belief, it is true, correct, and complete. Declaration of preparer (other than taxpayer) is based on all information of which preparer has any knowledge.

Sign Here  11/14/2014 **Trustee**

Signature of officer or trustee Date Title

May the IRS discuss this return with the preparer shown below (see instr.)? ☒ Yes ☐ No

Paid Preparer Use Only	Print/Type preparer's name Ray Frierson, CPA/PFS, CFP	Preparer's signature  Ray Frierson, CPA	Date 11/13/14	Check <input type="checkbox"/> if self-employed	PTIN P00652742
	Firm's name ▶ Frierson, Sola, Simonton & Kutac, PLLC			Firm's EIN ▶ 46-1379281	
	Firm's address ▶ 801 Travis St., Ste 1900 Houston, TX 77002-5730			Phone no. 713-651-9250	

Form **990-PF** (2013)

Schedule B(Form 990, 990-EZ,
or 990-PF)Department of the Treasury
Internal Revenue Service**Schedule of Contributors**

▶ Attach to Form 990, Form 990-EZ, or Form 990-PF.
▶ Information about Schedule B (Form 990, 990-EZ, or 990-PF) and
its instructions is at www.irs.gov/form990.

OMB No 1545-0047

2013

Name of the organization

W T and Louise J Moran Foundation

Employer identification number

76-0513027

Organization type (check one)

Filers of:

Section:

Form 990 or 990-EZ

☐ 501(c)() (enter number) organization☐ 4947(a)(1) nonexempt charitable trust **not** treated as a private foundation☐ 527 political organization

Form 990-PF

☒ 501(c)(3) exempt private foundation☐ 4947(a)(1) nonexempt charitable trust treated as a private foundation☐ 501(c)(3) taxable private foundationCheck if your organization is covered by the **General Rule** or a **Special Rule**.**Note.** Only a section 501(c)(7), (8), or (10) organization can check boxes for both the General Rule and a Special Rule. See instructions.**General Rule**

- ☒ For an organization filing Form 990, 990-EZ, or 990-PF that received, during the year, \$5,000 or more (in money or property) from any one contributor. Complete Parts I and II.

Special Rules

- ☐ For a section 501(c)(3) organization filing Form 990 or 990-EZ that met the 33 1/3% support test of the regulations under sections 509(a)(1) and 170(b)(1)(A)(vi) and received from any one contributor, during the year, a contribution of the greater of (1) \$5,000 or (2) 2% of the amount on (i) Form 990, Part VIII, line 1h, or (ii) Form 990-EZ, line 1. Complete Parts I and II.
- ☐ For a section 501(c)(7), (8), or (10) organization filing Form 990 or 990-EZ that received from any one contributor, during the year, total contributions of more than \$1,000 for use *exclusively* for religious, charitable, scientific, literary, or educational purposes, or the prevention of cruelty to children or animals. Complete Parts I, II, and III.
- ☐ For a section 501(c)(7), (8), or (10) organization filing Form 990 or 990-EZ that received from any one contributor, during the year, contributions for use *exclusively* for religious, charitable, etc., purposes, but these contributions did not total to more than \$1,000. If this box is checked, enter here the total contributions that were received during the year for an *exclusively* religious, charitable, etc., purpose. Do not complete any of the parts unless the **General Rule** applies to this organization because it received *nonexclusively* religious, charitable, etc., contributions of \$5,000 or more during the year. ▶ \$ _____

Caution. An organization that is not covered by the General Rule and/or the Special Rules does not file Schedule B (Form 990, 990-EZ, or 990-PF), but it **must** answer "No" on Part IV, line 2, of its Form 990, or check the box on line H of its Form 990-EZ or on its Form 990-PF, Part I, line 2, to certify that it does not meet the filing requirements of Schedule B (Form 990, 990-EZ, or 990-PF).

LHA For Paperwork Reduction Act Notice, see the Instructions for Form 990, 990-EZ, or 990-PF. Schedule B (Form 990, 990-EZ, or 990-PF) (2013)

Name of organization	Employer identification number
W T and Louise J Moran Foundation	76-0513027

Part I Contributors (see instructions) Use duplicate copies of Part I if additional space is needed

(a) No.	(b) Name, address, and ZIP + 4	(c) Total contributions	(d) Type of contribution
1	LJM Trust 3843 N. Braeswood Houston, TX 77025	\$ 1,500,000.	Person <input checked="checked" type="checkbox"/> Payroll <input type="checkbox"/> Noncash <input type="checkbox"/> (Complete Part II for noncash contributions)
		\$	Person <input type="checkbox"/> Payroll <input type="checkbox"/> Noncash <input type="checkbox"/> (Complete Part II for noncash contributions)
		\$	Person <input type="checkbox"/> Payroll <input type="checkbox"/> Noncash <input type="checkbox"/> (Complete Part II for noncash contributions)
		\$	Person <input type="checkbox"/> Payroll <input type="checkbox"/> Noncash <input type="checkbox"/> (Complete Part II for noncash contributions)
		\$	Person <input type="checkbox"/> Payroll <input type="checkbox"/> Noncash <input type="checkbox"/> (Complete Part II for noncash contributions)
		\$	Person <input type="checkbox"/> Payroll <input type="checkbox"/> Noncash <input type="checkbox"/> (Complete Part II for noncash contributions)
		\$	Person <input type="checkbox"/> Payroll <input type="checkbox"/> Noncash <input type="checkbox"/> (Complete Part II for noncash contributions)

Employer identification number

76-0513027

[illegible]

Name of organization

Employer identification number

W T and Louise J Moran Foundation

76-0513027

Part III **Exclusively** religious, charitable, etc., individual contributions to section 501(c)(7), (8), or (10) organizations that total more than \$1,000 for the year. Complete columns (a) through (e) and the following line entry. For organizations completing Part III, enter the total of **exclusively** religious, charitable, etc., contributions of \$1,000 or less for the year. (Enter this information once) ▶ \$

Use duplicate copies of Part III if additional space is needed

(a) No. from Part I	(b) Purpose of gift	(c) Use of gift	(d) Description of how gift is held
	(e) Transfer of gift		
	Transferee's name, address, and ZIP + 4		Relationship of transferor to transferee
	(e) Transfer of gift		
	Transferee's name, address, and ZIP + 4		Relationship of transferor to transferee
	(e) Transfer of gift		
	Transferee's name, address, and ZIP + 4		Relationship of transferor to transferee
	(e) Transfer of gift		
	Transferee's name, address, and ZIP + 4		Relationship of transferor to transferee
	(e) Transfer of gift		
	Transferee's name, address, and ZIP + 4		Relationship of transferor to transferee

Form 990-PF Interest on Savings and Temporary Cash Investments Statement 1

Source	(a) Revenue Per Books	(b) Net Investment Income	(c) Adjusted Net Income
Allegiance Bank CD	1,033.	1,033.	
JP Morgan Chase - A	3,211.	3,211.	
Oil & Gas Interest Income	19.	19.	
Total to Part I, line 3	4,263.	4,263.	

Form 990-PF Dividends and Interest from Securities Statement 2

Source	Gross Amount	Capital Gains Dividends	(a) Revenue Per Books	(b) Net Invest- ment Income	(c) Adjusted Net Income
Accrued Interest					
Paid	-1,665.	0.	-1,665.	-1,665.	
AT MLP Fund LLC	25,415.	0.	25,415.	25,415.	
Capital Gain					
Dividends	408,625.	408,625.	0.	0.	
Capital Guardian					
Holding, LLC	341.	0.	341.	341.	
Cullen Investments					
Dividends	113,640.	0.	113,640.	113,640.	
Enterprise					
Products Partners					
LP	2.	0.	2.	2.	
Foreign Dividends	52,279.	0.	52,279.	52,279.	
JP Morgan - Q					
(Interest)	77,710.	0.	77,710.	77,710.	
JP Morgan					
Dividends	288,576.	0.	288,576.	288,576.	
JP Morgan Foreign					
Interest	93,499.	0.	93,499.	93,499.	
Linn Energy, LLC	20.	0.	20.	20.	
Moran Land, LC	12.	0.	12.	12.	
MRM Land, Ltd.	623.	0.	623.	623.	
Original Issue					
Discount	94,646.	0.	94,646.	94,646.	
Plazas at Spring					
Green, Ltd.	12.	0.	12.	12.	
Tax Exempt					
Interest	4,019.	0.	4,019.	0.	
Travis Peak					
Dividends	6,451.	0.	6,451.	6,451.	
Vanguard Dividends	165,700.	0.	165,700.	165,700.	

Vista Spring
Green, Ltd.

3.

0.

3.

3.

To Part I, line 4

1,329,908.

408,625.

921,283.

917,264.

Form 990-PF

Rental Income

Statement 3

Kind and Location of Property

Activity
NumberGross
Rental Income

The Plazas At Alden Bridge, Ltd. Net RRE Income

1

8,329.

Plazas Houston Properties II, Ltd. Net RRE Income

2

3,112.

Vista Spring Green Net RRE Income

3

3,977.

Moran Land, LC Net RRE Loss

4

-4.

MRM Land Ltd Net RRE Loss

5

-220.

AT MLP Fund LLC Net RRE Income

6

26.

Plazas at Spring Green, Ltd. Net RRE Income

7

654.

Total to Form 990-PF, Part I, line 5a

15,874.

Form 990-PF

Other Income

Statement 4

Description

(a)
Revenue
Per Books(b)
Net Invest-
ment Income(c)
Adjusted
Net Income

Oil & Gas Royalties

877,152.

877,152.

Moran Louisiana Limited Royalties

1,038,121.

1,038,121.

Linn Energy, LLC

4,418.

4,418.

Seven J Conservation LLC Ordinary
Business Loss

-297.

-297.

Linn Energy, LLC (UBTI Adj.)

19,610.

0.

Enterprise Products Partners LP
(UBTI Adj.)

-3,914.

0.

AT MLP Fund LLC

940.

940.

AT MLP Fund LLC (UBTI Adj.)

19,837.

0.

AT MLP Fund LLC

1,174.

1,174.

Capital Guardian Holdings LLC

-6,283.

-6,283.

Total to Form 990-PF, Part I, line 11

1,950,758.

1,915,225.

Form 990-PF	Legal Fees	Statement	5
-------------	------------	-----------	---

Description	(a) Expenses Per Books	(b) Net Invest- ment Income	(c) Adjusted Net Income	(d) Charitable Purposes
Legal Fees	31,669.	15,835.		15,834.
To Fm 990-PF, Pg 1, ln 16a	31,669.	15,835.		15,834.

Form 990-PF	Accounting Fees	Statement	6
-------------	-----------------	-----------	---

Description	(a) Expenses Per Books	(b) Net Invest- ment Income	(c) Adjusted Net Income	(d) Charitable Purposes
Accounting	10,544.	5,272.		5,272.
To Form 990-PF, Pg 1, ln 16b	10,544.	5,272.		5,272.

Form 990-PF	Other Professional Fees	Statement	7
-------------	-------------------------	-----------	---

Description	(a) Expenses Per Books	(b) Net Invest- ment Income	(c) Adjusted Net Income	(d) Charitable Purposes
Investment Advisory Fees	89,194.	89,194.		0.
Management Fee - O&G				
Royalty	45,001.	45,001.		0.
To Form 990-PF, Pg 1, ln 16c	134,195.	134,195.		0.

Form 990-PF	Taxes	Statement	8
-------------	-------	-----------	---

Description	(a) Expenses Per Books	(b) Net Invest- ment Income	(c) Adjusted Net Income	(d) Charitable Purposes
Foreign Taxes - O&G				
Royalty	1,377.	1,377.		0.
Ad Valorem Taxes - O&G	17,632.	17,632.		0.
Foreign Taxes - Dividends	5,693.	5,693.		0.
Production Tax - O&G	41,107.	41,107.		0.

W T and Louise J Moran Foundation

76-0513027

Federal Income Tax	63,725.	0.	0.
Moran Land LC - Property Taxes	229.	229.	0.
MRM Land Ltd - Property Taxes	11,229.	11,229.	0.
WTMI Properties LLC - Property Taxes	119.	119.	0.
WTMI Properties Ltd - Property Taxes	11,799.	11,799.	0.
AT MLP Fund LLC - Foreign Taxes	206.	206.	0.
To Form 990-PF, Pg 1, ln 18	153,116.	89,391.	0.

Form 990-PF	Other Expenses		Statement	9
Description	(a) Expenses Per Books	(b) Net Invest- ment Income	(c) Adjusted Net Income	(d) Charitable Purposes
Insurance	1,201.	1,201.		0.
Office Supplies/Expense	981.	981.		0.
Dues	2,225.	2,225.		0.
Oil & Gas Royalty Marketing Expense	27.	27.		0.
Oil & Gas Other Expense	5,295.	5,295.		0.
3843 N Braeswood, LLC	107,297.	107,297.		0.
Moran Louisiana Limited Royalty Exp.	158,095.	158,095.		0.
Linn Energy, LLC	3,002.	3,002.		0.
Enterprise Products Partners LP (NDE)	6.	0.		0.
Moran Land, LC	814.	814.		0.
WTMI Properties, LLC	457.	457.		0.
WTMI Properties I, Ltd.	23,349.	23,349.		0.
MRM Land, Ltd.	39,897.	39,897.		0.
AT MLP Land LLC	33,764.	33,764.		0.
AT MLP Land LLC (NDE)	94.	0.		0.
Capital Guardian Holdings, LLC	4.	4.		0.
Capital Guardian Holdings, LLC NDE	84.	0.		0.
To Form 990-PF, Pg 1, ln 23	376,592.	376,408.		0.

Footnotes

Statement 10

Part IX-B:

On August 12, 2013, the Foundation purchased a collection of unique mineral crystals (the "Collection") from a private seller for loan to the Houston Museum of Natural Science ("HMNS") for display. HMNS is a 501(c)(3) public charity. The purchase price was \$1,600,000. The Foundation was contacted by Joel Bartsch, President of HMNS, regarding the opportunity to purchase the Collection. After its acquisition, the Collection has at all times been in the possession of and on loan to HMNS for public display. The primary purpose of the acquisition of the Collection was the continued support of HMNS, a long time recipient of substantial cash grants from the Foundation. The Foundation intends to continue to loan the Collection to HMNS or other museums for public display. The purchase of the Collection furthers the Foundation's support of science and education and would not have been made but for the Foundation's relationship with and support of HMNS. The Foundation did not purchase the Collection for the purpose of income or appreciation.

Because the primary purpose of the acquisition of the Collection was to accomplish one or more charitable purposes, and no significant purpose of which was the production of income or the appreciation of property, the Collection should be treated as a program-related investment within the meaning of Section 4944(c) of the Code and corresponding regulations. Likewise, because the Collection was used in carrying out the Foundation's exempt purpose, the Collection should be treated as an exempt purpose asset within the meaning of Section 4942 of the Code and corresponding regulations, and the purchase price of \$1,600,000 paid for the acquisition of the Collection may be treated as a qualifying distribution.

Form 990-PF	Corporate Stock	Statement 11
-------------	-----------------	--------------

Description	Book Value	Fair Market Value
7J Stock Farm	38,900.	38,900.
Travis Peak	16,773.	16,773.
Cullen Investments (see attached schedule)	5,004,574.	7,133,106.
JP Morgan - A (see attached statement)	5,491,764.	7,283,508.
JP Morgan - Q (see attached statement)	3,117,168.	4,188,969.
JP Morgan - A Tap Dys (see attached statement)	89,044.	101,261.
JP Morgan - OAP (see attached statement)	487,119.	542,211.
Total to Form 990-PF, Part II, line 10b	14,245,342.	19,304,728.

Form 990-PF	Corporate Bonds	Statement 12
-------------	-----------------	--------------

Description	Book Value	Fair Market Value
JP Morgan - A (see attached statement)	3,573,938.	3,632,133.
JP Morgan - Q (see attached statement)	2,980,311.	2,978,958.
JP Morgan - A Tap Dys (see attached statement)	457,998.	458,467.
Total to Form 990-PF, Part II, line 10c	7,012,247.	7,069,558.

Form 990-PF	Mortgage Loans	Statement 13
-------------	----------------	--------------

Description	Book Value	Fair Market Value
Mortgage Rec. From 3843 N.B. LLC	1,247,436.	1,247,436.
Total to Form 990-PF, Part II, line 12	1,247,436.	1,247,436.

Form 990-PF

Other Investments

Statement 14

Description	Valuation Method	Book Value	Fair Market Value
Canadian Moran Overriding RI	COST	40,000.	40,000.
La Borde Saskatchewan RI	COST	2,309.	2,309.
Mineral & Royalty Interests (LJM Estate)	COST	280,000.	280,000.
Minerals from GarFlo	COST	191,500.	191,500.
Royalty Interests - H King	COST	134,000.	134,000.
Plazas Houston Properties II, Ltd.	COST	31,001.	31,001.
The Plazas at Alden Bridge, Ltd.	COST	27,515.	27,515.
3843 N Braeswood LLC	COST	-574,762.	-574,762.
MLLP	COST	710,471.	710,471.
MRM Land Ltd.	COST	2,441,221.	2,441,221.
MRM Land LLC	COST	16,449.	16,449.
Select Access (FKA Pangea Opportunity Fund)	COST	1,098,765.	1,098,765.
WTMI Properties LLC	COST	25,782.	25,782.
WTMI Properties Ltd.	COST	546,569.	546,569.
JP Morgan - A (see attached statement)	FMV	2,399,398.	2,516,887.
Vanguard (see attached statement)	FMV	5,538,330.	7,399,096.
Vista Spring Green, Ltd.	COST	27,273.	27,273.
Panega Capital Management, LLC	COST	0.	0.
Royalty Interests - LJMT, TX	COST	450,000.	450,000.
Seven J Conservation LLC	COST	-445.	0.
JP Morgan - A Tap Dys (see attached statement)	FMV	161,309.	169,310.
AT MLP Fund LLC	FMV	1,039,885.	1,039,885.
Plazas at Spring Green Ltd	FMV	74,767.	74,767.
JP Morgan - Q (see attached statement)	FMV	150,138.	155,759.
Total to Form 990-PF, Part II, line 13		14,811,475.	16,803,797.

Form 990-PF

Transfers to Controlled Entities
Part VII-A, Line 11

Statement 15

Name of Controlled EntityEmployer ID No

MRM Land, Ltd.

76-0630483

Address3843 North Braeswood, Ste 200
Houston, TX 77025Description of Transfer

Cash Contribution to Partner's Capital Account

Amount
of Transfer

500,000.

Total Amount of Transfers to Controlled Entities

500,000.

Form 990-PF

Transfers From Controlled Entities
Part VII-A, Line 11

Statement 16

Name of Controlled EntityEmployer ID No

Moran Louisiana Limited Partnership c/o LJM Corp.

76-0372673

Address3843 North Braeswood, Ste 200
Houston, TX 77025Description of Transfer

Cash Distribution from Partner's Capital Account

Amount
of Transfer

1,000,267.

Total Amount of Transfers from Controlled Entities1,000,267.

Form 990-PF

List of Controlled Entities
Part VII-A, Line 11

Statement 17

Name of Controlled Entity

Employer ID No

MRM Land, Ltd.

76-0630483

Address

Excess Business Holding [] Yes [X] No

3843 North Braeswood, Ste 200
Houston, TX 77025

Name of Controlled Entity

Employer ID No

Moran Louisiana Limited Partnership c/o LJM Corp.

76-0372673

Address

Excess Business Holding [] Yes [X] No

3843 North Braeswood, Ste 200
Houston, TX 77025

Form 990-PF

Part VIII - List of Officers, Directors
Trustees and Foundation Managers

Statement 18

Name and Address	Title and Avrg Hrs/Wk	Compen- sation	Employee Ben Plan Contrib	Expense Account
Allen Jogerst 5347 Schumacher Houston, TX 77019	President/Trustee 9.00	75,000.	0.	0.
Randall E. Evans 3322 Albans Houston, TX 77005	Chairman/Trustee 9.00	75,000.	0.	0.
R. Robert Mullins 18194 Copper River Drive College Station, TX 77845	Vice President/Trustee 9.00	75,000.	0.	0.
Linda B. Mullins 18194 Copper River Drive College Station, TX 77845	Treasurer/Trustee 1.00	5,000.	0.	0.
Susanne Walker Evans 3322 Albans Houston, TX 77005	Secretary/Trustee 1.00	5,000.	0.	0.
Barbara Ivy Jogerst 5347 Schumacher Houston, TX 77019	Trustee 1.00	5,000.	0.	0.
Totals included on 990-PF, Page 6, Part VIII		240,000.	0.	0.

W T and Louise J Moran Foundation
Attachment to 2013 Form 990-PF
Book and Fair Market Value of Investments at
End of Year

76-0513027

Description	Tax Basis	FMV	Type
Cullen Investment			
Alcatel-Lucent ADR (France)	43,971 41	68,436 31	Corporate Stock
Alcoa Inc	148,914 98	178,847 93	Corporate Stock
Altria Group Inc	68,816 79	122,852 17	Corporate Stock
Apple Incorporated	72,914 19	115,552 25	Corporate Stock
AT&T Inc	28,417 21	37,417 19	Corporate Stock
Bank of America Corporation	77,421 63	93,877 80	Corporate Stock
Barnes and Noble Incorporated	148,920 85	149,500 00	Corporate Stock
Berkshire Hathaway	221,223 72	355,680 00	Corporate Stock
Canadian Natl Ry Company	66,333 18	116,078 02	Corporate Stock
Canadian Pac Ry Limited	63,442 70	153,217 22	Corporate Stock
Cenovus Energy Inc (CAN)	160,755 93	147,627 35	Corporate Stock
Chorus Limited Sponsored ADS	21,779 08	13,010 30	Corporate Stock
Coca Cola Company	58,787 17	86,137 77	Corporate Stock
Comcast Corp	67,571 07	150,969 70	Corporate Stock
Corning Incorporated	224,396 95	239,368 70	Corporate Stock
Deere & Company	53,366 94	93,936 20	Corporate Stock
Dish Network Corp	21,049 95	59,556 67	Corporate Stock
Dr Pepper Snapple Group Inc	138,033 72	151,359 61	Corporate Stock
Eaton Corporation	108,086 01	157,364 74	Corporate Stock
Energizer Hldgs	126,794 07	221,498 32	Corporate Stock
Ford Mtr Comp	118,541 80	158,709 53	Corporate Stock
Garmin Limited (CI)	69,284 69	97,798 63	Corporate Stock
General Electric Comp	101,464 71	145,416 04	Corporate Stock
Glatfelter	64,091 20	141,224 87	Corporate Stock
Hillshire Brands Company	55,755 42	67,786 61	Corporate Stock
Intel Corp	40,897 53	54,606 60	Corporate Stock
Indium Communications Inc	102,324 83	93,765 00	Corporate Stock
Johnson & Johnson	195,178 83	285,577 19	Corporate Stock
JPMorgan Chase & Company	70,628 36	120,958 68	Corporate Stock
Kraft Foods Group Inc	85,067 95	110,899 35	Corporate Stock
Lilly Eli & Company	76,101 49	106,890 61	Corporate Stock
Lindsay Corp	78,023 45	82,750 00	Corporate Stock
Manitowoc Inc	31,479 98	70,593 30	Corporate Stock
Mccormick & Company	103,680 55	103,895 46	Corporate Stock
Microsoft Corp	91,178 19	116,520 31	Corporate Stock
Mondelez International Inc	36,748 82	72,635 53	Corporate Stock
National Fuel Gas Co N J	134,442 74	182,812 54	Corporate Stock
Pfizer Inc	74,957 51	127,785 83	Corporate Stock
Philip Morris Intl	54,503 54	91,427 79	Corporate Stock

W T and Louise J Moran Foundation
Attachment to 2013 Form 990-PF
Book and Fair Market Value of Investments at
End of Year

76-0513027

Description	Tax Basis	FMV	Type
Procter & Gamble Comp	199,581 76	252,920 25	Corporate Stock
Progressive Corporation Ohio	54,133 24	86,727 58	Corporate Stock
Raven Industries Inc	37,786 56	83,854 29	Corporate Stock
Raymond James Financ Inc	52,483 19	106,110 55	Corporate Stock
Republic Svcs Incorporated	62,449 75	68,944 46	Corporate Stock
RF Micro Devices Inc	21,469 45	25,800 00	Corporate Stock
Royal Dutch Shell PLC-Cullen	77,536 07	80,573 67	Corporate Stock
Sanderson Farms Inc	81,698 87	146,859 82	Corporate Stock
ST Joe Company	76,192 55	57,570 00	Corporate Stock
Starbucks Corporation	159,697 13	238,971 97	Corporate Stock
Stryker Corp	50,092 46	76,624 76	Corporate Stock
Suncor Energy Inc (CA)	36,636 16	35,941 51	Corporate Stock
Telecom Corp of New Zealand	69,870 58	104,829 37	Corporate Stock
Teva Pharmaceutical Ind (Israel	56,860 43	41,410 76	Corporate Stock
Walmart Stores Inc	165,790 51	241,976 61	Corporate Stock
Wells Fargo & Company	95,311 71	140,745 63	Corporate Stock
Wendys Arbys Group	48,667 47	89,847 22	Corporate Stock
Western Un Company	29,973 58	34,986 93	Corporate Stock
Woodward Governor Comp	23,551 65	46,078 74	Corporate Stock
Enterprise Products	30,866 00	140,383 78	Partnership Interest
Rayonier Incorporated	68,575 62	87,605 48	REIT
Total Cullen Investment	5,004,573.88	7,133,105.50	

JPMorgan - OAP IHD Fund - V4004

ABB LTD	13,684 21	15,936 00	Corporate Stock
Alstom ADR	12,545 20	12,330 00	Corporate Stock
Astrazeneca PLC	3,714 39	4,749 60	Corporate Stock
BAE Systems PLC	12,212 60	15,230 80	Corporate Stock
Bayer A G	9,814 85	13,490 00	Corporate Stock
BHP LTD	8,731 25	8,184 00	Corporate Stock
BOC Hong Kong Holdings Ltd	10,622 30	10,000 60	Corporate Stock
British America Tobacco PLC	16,909 50	17,187 20	Corporate Stock
Deutsche Post AG	15,387 20	23,488 00	Corporate Stock
Deutsche Telekom AG	16,771 27	20,970 90	Corporate Stock
GDF Suez	11,383 80	13,255 20	Corporate Stock
Glaxosmithkline PLC	14,632 01	17,084 80	Corporate Stock
HSBC Holdings PLC	18,067 34	18,192 90	Corporate Stock
Imperial Tobacco PLC ADDR	10,266 95	11,278 10	Corporate Stock
Kirin Holdings Company LTD	13,917 66	12,312 00	Corporate Stock

W T and Louise J Moran Foundation
Attachment to 2013 Form 990-PF
Book and Fair Market Value of Investments at
End of Year

76-0513027

Description	Tax Basis	FMV	Type
Lukoil OAO Spons ADR	17,837 20	17,673 60	Corporate Stock
MTN Group LTD	14,665 40	16,380 00	Corporate Stock
Muenchener Rueckversicherungs	14,249 20	16,456 12	Corporate Stock
Nestle S A	19,690 90	19,869 30	Corporate Stock
Nippon Tel & Tel Corp	16,509 31	16,900 00	Corporate Stock
Novartis A G	19,547 64	22,506 40	Corporate Stock
Reckitt Benckiser Group PLC	14,729 26	16,653 15	Corporate Stock
Roche Holdings LTD	14,667 90	17,901 00	Corporate Stock
Royal Dutch Shell PLC	7,762 86	8,637 65	Corporate Stock
Sanofi	16,730 56	17,966 05	Corporate Stock
Siemens A G	14,674 30	18,698 85	Corporate Stock
Singapore Telecommunications LT	15,088 18	15,132 00	Corporate Stock
Smiths Group PLC	10,239 50	13,104 00	Corporate Stock
Statoil ASA	8,811 29	8,686 80	Corporate Stock
Taiwan Semiconductor Manufactur	4,233 71	4,098 40	Corporate Stock
Telekomunikasi IND	8,796 40	7,170 00	Corporate Stock
Tesco PLC	5,113 90	4,967 80	Corporate Stock
Total SA	15,417 93	18,993 70	Corporate Stock
Unilever N V	18,329 42	18,103 50	Corporate Stock
United Overseas Bank LTD	11,360 69	11,935 10	Corporate Stock
Vodafone Group PLC	15,030 90	21,227 40	Corporate Stock
Zurich Insurance Group-ADR	14,972 10	15,460 10	Corporate Stock
Total JPMorgan - OAP IHD Fund - V4004	487,119.08	542,211.02	

JPMorgan Funds - A

Doubleline Total Ret BD-I	750,000 00	733,000 91	Corporate Bond
Eaton Vance Floating Rate	750,000 00	755,756 58	Corporate Bond
JPM Core Bond Fund	3,069 30	3,430 32	Corporate Bond
JPM High Yield Bond Fund	231,862 26	294,436 18	Corporate Bond
JPM Short Duration Bond Fund	1,538,143 32	1,550,961 18	Corporate Bond
JPM STR INC OPP Fund	200,000 00	200,675 10	Corporate Bond
SG PIMS 90% PPN 2/3/14	100,863 43	93,872 40	Corporate Bond
Bonds	3,573,938.31	3,632,132.67	
DB Market Plus SX5E 3/19/14	150,000 00	180,129 00	Corporate Stock
Dodge & Cox Intl Stk Fd	484,598 27	636,274 91	Corporate Stock
FMI FDS INC	259,110 31	479,702 28	Corporate Stock
IShares MSCI EAFE Index Fund	377,610 00	402,570 00	Corporate Stock
IShares S&P Midcap 400 Index Fd	209,218 62	352,455 54	Corporate Stock
JPM China Region Fd- Sel	135,000 00	145,553 30	Corporate Stock

W T and Louise J Moran Foundation
Attachment to 2013 Form 990-PF
Book and Fair Market Value of Investments at
End of Year

76-0513027

Description	Tax Basis	FMV	Type
JPM Large Cap Growth Fd	307,774 64	416,748 11	Corporate Stock
JPM Mid Cap Core-Sel	225,000 00	279,988 49	Corporate Stock
JPM Ren SPX 9/4/14	150,000 00	163,080 00	Corporate Stock
JPM Small Cap Equity Fund	527,440 91	895,023 88	Corporate Stock
JPM US Large Cap Core Plus	743,273 10	1,044,364 92	Corporate Stock
JPM Value Advantage	245,000 00	328,691 61	Corporate Stock
Manning & Napier Fund Inc	418,791 96	452,093 99	Corporate Stock
Matthews Pacific Tiger Fd	49,523 47	83,092 29	Corporate Stock
Neuberger Berman Mu Cap Opp Fd	685,000 00	851,715 56	Corporate Stock
T Rowe Price International Fund	242,582 49	278,024 18	Corporate Stock
Vanguard FTSE Europe ETF	281,840 00	294,000 00	Corporate Stock
Stock	5,491,763.77	7,283,508.06	
BARC BREN 9/29/14 85%	75,000 00	76,237 50	Other
Eaton Vance Mut Fund	256,398 15	237,404 87	Other
Global Access Hedge-ClassA07-13	278,000 00	291,349 54	Other
Global Access Hedge-ClassA08-13	500,000 00	519,986 88	Other
Global Access Hedge Fund	500,000 00	617,924 29	Other
JPM Enhanced Beta 11/27/18	155,000 00	157,929 50	Other
JPM Realty Income Fund	400,000 00	377,288 13	Other
PIMCO Commodities Plus Strategy	235,000 00	238,766 21	Other
Other	2,399,398.15	2,516,886.92	
Total JPMorgan Funds - A	11,465,100.23	13,432,527.65	

JPMorgan Funds - A Tap Dys

Avenue Mut Fds TR	22,494 00	22,659 91	Corporate Bond
Blackrock High Yield Bond	41,740 05	43,588 66	Corporate Bond
Cohen & Steers Preferred Sec	42,132 38	42,190 41	Corporate Bond
Doubleline FDS TR TTL RTN BD I	102,584 00	98,344 41	Corporate Bond
Harbor Convertible Sec FD-IS	20,986 00	22,552 74	Corporate Bond
Harbor High Yield Bond Fund	28,666 24	28,302 64	Corporate Bond
JPM Str Inc Opp Fd	25,914 00	26,147 47	Corporate Bond
JPM TR I Mlt Sc Inc	35,061 65	35,957 14	Corporate Bond
Metropolitan West FDS Total RET	56,083 00	55,245 16	Corporate Bond
Ridgeworth Fds SEIX Firt Hi I	42,283 14	43,003 36	Corporate Bond
T Rowe Price Instl Inc Fds	40,053 94	40,474 91	Corporate Bond
Bonds	457,998.40	458,466.81	
Clearbridge Equity Inc Fund I	14,414 00	16,029 88	Corporate Stock
JPM Intrepid Eur Fund	14,799 00	17,042 86	Corporate Stock
Matthews Asia Dividend Inst	27,736 76	30,105 97	Corporate Stock

W T and Louise J Moran Foundation
Attachment to 2013 Form 990-PF
Book and Fair Market Value of Investments at
End of Year

76-0513027

Description	Tax Basis	FMV	Type
SIT Mut Fds Inc Dividend Growth	32,093 86	38,082 32	Corporate Stock
Stock	89,043.62	101,261.03	
Columbia Fd Ser Trt	14,942 00	15,200 91	Other
Eaton Vance Floating-Rate Adv I	60,390 00	61,457 19	Other
Gateway Fund - Y	21,014 82	23,015 48	Other
HSBC FDS Total Return I	28,641 79	27,723 80	Other
Nuveen Invt Funds Inc Global	14,512 00	15,418 87	Other
Tortoise MLP & Pipeline - INS	21,808 00	26,494 03	Other
Other	161,308.61	169,310.28	
Total JPMorgan Funds - A Tap Dys	708,350.63	729,038.12	

JPMorgan Funds - Q

Barc 100%PP CNY REN 5/1/14	102,993 66	102,940 00	Corporate Bond
Federal Natl Mtg 6/1/2017	1,873,192 80	1,918,000 00	Corporate Bond
HSBC Market Plus 09/08/14 8 15%	200,000 00	184,460 00	Corporate Bond
JPM Chase 5 1/4% 5/1/15	272,000 00	264,030 00	Corporate Bond
Morgan St Notes 4 3/4% 4/1/14	264,000 00	252,542 50	Corporate Bond
Rio Tinto Finance PLC	268,125 00	256,985 00	Corporate Bond
Bonds	2,980,311.46	2,978,957.50	
Apple Inc	337,344 20	454,426 20	Corporate Stock
Berkshire Hathaway Inc	203,586 00	355,800 00	Corporate Stock
BNP CONT BUFF EQ AIG 12/10/14	100,000 00	101,335 08	Corporate Stock
BNP CONT BUFF EQ BAC 12/10/14	100,000 00	99,476 62	Corporate Stock
BNP DUALD CONT BUFF EQ 12/19/14	100,000 00	106,274 63	Corporate Stock
ChevronTexaco	125,944 00	349,748 00	Corporate Stock
ConocoPhillips	35,494 46	134,235 00	Corporate Stock
Exxon Mobil	313,154 20	506,000 00	Corporate Stock
Google Inc	49,202 48	62,759 76	Corporate Stock
Ishares MSCI Mexico	49,870 00	51,000 00	Corporate Stock
JPM Chase & Co 5 15% 2049	254,750 00	224,540 00	Corporate Stock
JPM Phoenix Auto-Call PHM 7/16/	100,000 00	104,990 00	Corporate Stock
Marathon Oil Corp	44,899 31	84,720 00	Corporate Stock
Marathon Petroleum Corp	30,371 95	110,076 00	Corporate Stock
Phillips 66	10,548 43	73,273 50	Corporate Stock
RBC CONT BUFF EQ 6/04/14	100,000 00	101,013 18	Corporate Stock
Seven J Stock Farm Inc	80,000 00	46,100 00	Corporate Stock
SG Market Plus SX5E 2/11/15	200,000 00	214,900 00	Corporate Stock
SPDR Dow Jones Indust Avg ETF	199,488 00	301,155 40	Corporate Stock
SPDR S&P 500 ETF Trust	199,053 00	320,437 15	Corporate Stock

W T and Louise J Moran Foundation
Attachment to 2013 Form 990-PF
Book and Fair Market Value of Investments at
End of Year

76-0513027

Description	Tax Basis	FMV	Type
Ultra Petroleum Co	123,737 00	43,300 00	Corporate Stock
Vanguard MSCI Emerging Mkts ETF	84,660 00	82,280 00	Corporate Stock
Wells Fargo & Company 5 85%	100,000 00	94,280 00	Corporate Stock
Wells Fargo & Company 7 98%	175,064 75	166,848 00	Corporate Stock
Stock	3,117,167.78	4,188,968.52	
American Tower Corporation	50,137 50	53,878 50	Other
Barc Duald WTI Crude 7/28/14	100,000 00	101,880 00	Other
Other	150,137.50	155,758.50	
Total JPMorgan Funds - Q	6,247,616.74	7,323,684.52	

Vanguard

V 500 Index Fund 4937-540	1,287,918 69	1,830,471 01	Other (Mutual Fund)
V Emerging Mkt Sel Fd 4937-0752	50,640 90	49,261 09	Other (Mutual Fund)
V Emerging Mkts Stk 4937-5533	50,256 01	48,293 63	Other (Mutual Fund)
V Growth & Income Fund 4937-593	712,594 68	962,619 63	Other (Mutual Fund)
V Intl Explorer Fd 4937-0126	51,927 06	52,143 81	Other (Mutual Fund)
V Tot Intl Stock lx 4937-0569	50,441 97	50,778 52	Other (Mutual Fund)
V Wellington Fund Adm 4240-521	2,023,538 74	2,464,566 00	Other (Mutual Fund)
V Wellington Fund Adm 4937-521	1,311,012 27	1,940,962 23	Other (Mutual Fund)
Total Vanguard	5,538,330.32	7,399,095.92	



W.T. AND LOUISE J. MORAN FOUNDAT
Account Number: A 00979-00-4

Capital Gain and Loss Schedule

Short-Term Covered

* Code: W Indicates Wash Sale
L Indicates a Nondeductible Loss other than a Wash Sale
** Ordinary Income: O Indicates Ordinary Income gain or loss
F Indicates Foreign Exchange gain or loss on Capital transactions

Description	Stock and other symbol Cusip	Code*	Date Acquired Date Sold	Units	Sales Price	Cost or Other Basis	Adjustments to gain or loss	Gain or Loss Ordinary Income**
JPM CORE BOND FD - SEL FUND 3720	WOBD 4812C00381		Various 06/28/13	3,913.246	45,667.59	47,043.32		-1,375.73
JPM HIGH YIELD FD - SEL FUND 3580	OHYF 4812C00803		Various 06/17/13	5,921.084	48,493.69	48,289.38		204.31
JPM HIGH YIELD FD - SEL FUND 3580	OHYF 4812C00803		Various 06/28/13	762.886	6,125.98	6,051.49		74.49
JPM LARGE CAP GROWTH FD - SEL FUND 3118	SEEG 4812C00530		02/10/12 02/04/13	5,633.803	140,000.00	132,225.36		7,774.64
JPM US LARGE CAP CORE PLUS FD - SEL FUND 1002	JLPS 4812A2389		Various 02/04/13	2,035.397	47,445.10	45,022.21		2,422.89
SPDR S&P 500 ETF TRUST	SPY 78462F103		06/27/13 11/01/13	1,700.000	299,407.29	274,223.77		25,183.52
Total Short-Term Covered				587,139.65	552,855.53			



05140700170230291612
05240700130010291612



Capital Gain and Loss Schedule

W.T. AND LOUISE J. MORAN FOUNDAT
Account Number: A 00979-00-4

Long-Term Covered

* Code: W indicates Wash Sale
L indicates a Nondeductible Loss other than a Wash Sale
** Ordinary Income: O indicates Ordinary Income gain or loss
F indicates Foreign Exchange gain or loss on Capital transactions

Stock and
other symbol

Description	Code*	Date Acquired Date Sold	Units	Sales Price	Cost or Other Basis	Adjustments to gain or loss	Gain or Loss Ordinary Income**
JPM CORE BOND FD - SEL FUND 3720	WOBD 4812C0381	Various 06/28/13	2,008.329	23,437.20	23,912.17		-474.97
JPM HIGH YIELD FD - SEL FUND 3580	OHYF 4812C0803	Various 06/17/13	888.684	7,278.33	7,038.39		239.94
JPM HIGH YIELD FD - SEL FUND 3580	OHYF 4812C0803	Various 06/28/13	1,959.341	15,733.51	15,211.46		522.05
Total Long-Term Covered				46,449.04	46,162.02		



W.T. AND LOUISE J. MORAN FOUNDAT
Account Number: A 00979-00-4

Capital Gain and Loss Schedule

Long-Term Non Covered

* Code: W indicates Wash Sale
L indicates a Nondeductible Loss other than a Wash Sale
** Ordinary Income: O indicates Ordinary Income gain or loss
F indicates Foreign Exchange gain or loss on Capital transactions

Description	Stock and other symbol Cusip	Code*	Date Acquired Date Sold	Units	Sale Price	Cost or Other Basis	Adjustments to gain or loss	Gain or Loss Ordinary Income**
BARC BEN CMDTY BSKT 09/25/13	06741TGH4		09/14/12	150,000.000	159,000.00	150,000.00		9,000.00
85%BARRIER, 6.0%CPN			09/25/13					
10.0% CAP								
9/14/12;								
BARC 95% PPN FX BASKET 1/22/13	06738KPD7		07/15/11	100,000.000	95,000.00	101,477.88		.00
LINKED TO BRL INR CNY & RUB VS USD			01/22/13					-6,477.88 F
1.73XLEV, UNCAPPED								
7/15/11								
CS BREN EAFE 08/28/13	22546TXS5		08/10/12	150,000.000	178,800.00	150,000.00		28,800.00
10%BUFFER-2 XLEV- 9.6%CAP			08/28/13					
19.2%MAXRTN								
INITIAL LEVEL-08/10/12:5X5E:2423.22								
UXX:5847.11 TPX:749.79								
DB FX NA CURRENCY BSKT 8/7/13	2515A1GM7		02/03/12	100,000.000	112,600.00	100,000.00		.00
LNKD TO BRL CAD & MXN VS USD			08/07/13					12,600.00 F
80%BARRIER, 12.60%CPN; UNCAPPED								
02/03/12								
DOLLAR GENERAL CORP	256669102		00/00/00		61.16	.00		61.16
REPRESENTS PRO RATA SHARE OF THE			11/04/13					
NET SETTLEMENT FROM THE DOLLAR								
GENERAL CORP CLASS ACTION. DUE								
A00979004 W.T. AND LOUISE J. MORAN								
DREYFUS EMG MKT DEBT LOC C-I	DDBI		Various	19,160.049	265,558.28	271,599.00		-6,040.72
	261980494		09/11/13					
GS CONT BUFF EQ SPX 12/04/13			11/16/12	140,000.000	161,000.00	140,000.00		21,000.00
80% CONTIN BARRIER- 6.1%CPN			12/05/13					
15% MAXFTN								
INITIAL LEVEL-11/18/12 SPX:1359.88								

J.P.Morgan



Capital Gain and Loss Schedule

W.T. AND LOUISE J. MORAN FOUNDAT

Account Number: A 00979-00-4

Long-Term Non Covered

* Code: W indicates Wash Sale

L indicates a Nondeductible Loss other than a Wash Sale

** Ordinary Income: O indicates Ordinary Income gain or loss

F indicates Foreign Exchange gain or loss on Capital transactions

Description	Code*	Stock and other symbol Cusip	Date Acquired Date Sold	Units	Sales Price	Cost or Other Basis	Adjustments to gain or loss	Gain or Loss Ordinary Income**
GS CONT BUFF EQ SPX 11/06/13		38143U7X3	10/19/12	145,000.000	166,750.00	145,000.00		21,750.00
80% CONTIN BARRIER- 4.15%CPN 15% CAP INITIAL LEVEL-10/19/12 SPX:1433.19			11/06/13					
JPM BREN EAFE 04/24/13			04/05/12	140,000.000	161,856.40	140,000.00		21,856.40
10%BUFFER-2 XLEV- 8.75%CAP 17.5%MAXRTRN INITIAL LEVEL-04/05/12: SX5E:2392.54 UKX:5723.67 TPX:832.57		48125VTS9	04/24/13					
JPM BREN EAFE 09/25/13			09/07/12	150,000.000	180,750.00	150,000.00		30,750.00
10%BUFFER-2 XLEV- 10.25%CAP 40%MAXRTRN INITIAL LEVEL-09/07/12: SX5E: 2538.60 UKX: 5794.80 TPX: 735.17		48125V5X4	09/25/13					
JPM CORE BOND FD - SEL FUND 3720		WOBD 4812C0381	Various 06/28/13	126,062.847	1,471,153.41	1,380,740.46		90,412.95
JPM HIGH YIELD FD - SEL FUND 3580		OHYF 4812C0803	Various 06/17/13	27,134.066	222,227.98	215,348.44		6,879.54
JPM HIGH YIELD FD - SEL FUND 3580		OHYF 4812C0803	Various 06/28/13	22,184.373	178,140.51	173,756.63		4,383.88
JPM INTL CURR INCOME FD - SEL FUND 3831		JCIS 4812A3296	Various 07/22/13	23,835.738	264,576.69	267,512.98		-2,936.29
JPM US LARGE CAP CORE PLUS FD - SEL FUND 1002		JLPS 4812A2389	06/21/07 02/04/13	4,399.609	102,554.90	93,227.72		9,327.18
JPM US REAL ESTATE FD - SEL FUND 3037			03/31/10 06/28/13	18,050.542	300,000.00	239,612.25		60,387.75



W.T. AND LOUISE J. MORAN FOUNDAT
Account Number: A 00979-00-4

Capital Gain and Loss Schedule

Long-Term Non Covered

* Code: W indicates Wash Sale
L indicates a Nondeductible Loss other than a Wash Sale
- Ordinary Income: O indicates Ordinary Income gain or loss
F indicates Foreign Exchange gain or loss on Capital transactions

Stock and
other symbol
CUSIP

Description	Code*	Date Acquired Date Sold	Units	Sales Price	Cost or Other Basis	Adjustments to gain or loss	Gain or Loss Ordinary Income**
JPM US REAL ESTATE FD - SEL FUND 3037	4812C0613	Various 09/20/13	35,666.869	585,649.99	345,827.56		239,822.43
UBS CONT BUFF EQ SPX 07/03/13		06/15/12	200,000.000	230,000.00	200,000.00		30,000.00
80% CONTIN BARRIER- 11%CPN 15% CAP	902674JD3	07/03/13					
INITIAL LEVEL-06/15/12 SPX:1342.84							
VANGUARD FTSE EMERGING MARKETS ETF	VWO	09/20/10	3,341.000	130,748.42	148,404.88		-17,656.46
	922042858	07/31/13					

Total Long-Term Non Covered

4,966,427.74 4,412,507.80



05140700170230291614
05240700130010291614

J.P.Morgan



THE W. T. AND LOUISE J. MORAN FDN
Account Number: Q 59440-00-0

Capital Gain and Loss Schedule

Short-Term Covered

* Code: W Indicates Wash Sale L Indicates a Nondeductible Loss other than a Wash Sale ~ Ordinary Income; O Indicates Ordinary Income gain or loss F Indicates Foreign Exchange gain or loss on Capital transactions		Stock and other symbol CUSIP	Code*	Date Acquired Date Sold	Units	Sales Price	Cost or Other Basis	Adjustments to gain or loss	Gain or Loss Ordinary Income**
Description									
GLAXOSMITH-KLINE PLC		GSK		04/04/12	1,110.000	49,338.39	50,293.77		-955.38
SPONS ADR		37733W105		03/11/13					
JPMORGAN CHASE & CO		JPM		Various	13,000.000	310,564.59	326,044.00		-15,479.41
PFD 5.500%		48126E750		07/15/13					
ROCHE HOLDINGS LTD		RHHB		04/04/12	1,160.000	84,981.74	50,355.99		14,625.75
SPONS ADR		771195104		03/11/13					
ROYAL DUTCH SHELL PLC		RDS		Various	737.000	48,608.22	51,104.48		-2,496.26
ADR		780259206		03/11/13			584.28		-22.09
ROYAL DUTCH SHELL PLC		RDS		03/29/13	9.000	562.19			
ADR		780259206		04/10/13					
SIEMENS A G		SI		04/04/12	510.000	55,136.26	49,707.44		5,428.82
SPONS ADR		826197501		03/11/13					
TELEFONICA S A		TEF		Various	3,273.000	46,835.60	51,405.02		-4,569.42
SPONS ADR		879382208		03/11/13					
TOTAL SA		TOT		04/04/12	1,000.000	51,148.85	50,099.49		1,049.36
SPONS ADR		89151E109		03/11/13					
VODAFONE GROUP PLC		VOD		04/04/12	1,820.000	50,230.87	50,231.64		-.77
SPONS ADR		92857W209		03/11/13					
Total Short-Term Covered						677,406.71	679,826.11		



THE W. T. AND LOUISE J. MORAN FDN
Account Number: Q 59440-00-0

Capital Gain and Loss Schedule

Short-Term Non Covered

* Code W indicates Wash Sale
L indicates a Nondeductible Loss other than a Wash Sale
** Ordinary Income O indicates Ordinary Income gain or loss
F indicates Foreign Exchange gain or loss on Capital transactions

Description	Stock and other symbol Cusip	Code*	Date Acquired Date Sold	Units	Sales Price	Cost or Other Basis	Adjustments to gain or loss	Gain or Loss Ordinary Income**
GOLDMAN SACHS CAP III FLOAT RATE NOTE SEP 29 2049 DTD 5/15/2007	38144QAA7		Various 08/06/13	180,000.000	138,600.00	146,000.00		-7,400.00
JPM PHOENIX AUTO-CALL BAC 03/19/14 75% BARRIER- 13.4% CPN INITIAL LEVEL-3/1/13 BAC:11.34	48126DYM5		03/01/13 06/18/13	100,000.000	100,000.00	100,000.00		.00
MORGAN STANLEY NOTES 5.30% MAR 1 2013 DTD 2/26/2003	617446HR3		04/20/12 03/01/13	100,000.000	100,000.00	102,853.00		-2,853.00
MS OARN PALLADIUM 05/29/14 LNKD TO PLDMLNPM 100/100/100 80% BARRIER- 14.6% CPN INITIAL LEVEL-05/17/13 PLDMLNPM:736	6174824Y7		05/17/13 08/28/13	100,000.000	103,650.00	100,000.00		3,650.00
NEW ZEALAND GOVERNMENT - NZD 6.50% APR 15 2013 DTD 04/15/2001 HELD BY EUROCLEAR ISIN NZGOVD0413R0 SEDOL 6377300	G627849C2		05/24/12 04/15/13	325,000.000	274,413.75	254,248.91		.00 20,164.84 F

Total Short-Term Non Covered 716,663.75 703,101.91



* Code: W indicates Wash Sale

L indicates a Nondeductible Loss other than a Wash Sale

** Ordinary Income: O indicates Ordinary Income gain or loss


F indicates Foreign Exchange gain or loss on Capital transactions

Capital Gain and Loss Schedule

THE W. T. AND LOUISE J. MORAN FDN
Account Number: Q 59440-00-0

Long-Term Non Covered

Description	Stock and other symbol CUSIP	Code*	Date Acquired Date Sold	Units	Sales Price	Cost or Other Basis	Adjustments to gain or loss	Gain or Loss Ordinary Income**
CHESAPEAKE ENERGY CORP 7 5/8% JUL 15 2013 DTD 6/30/2006	165167BY2		07/30/10 07/15/13	200,000.000 200,000.000	200,000.00 200,000.00	215,500.00		-15,500.00
DB CONT BUFF EQ AAPL 05/09/13 80% CONTIN BARRIER- 17%CPN 17% CAP INITIAL LEVEL-04/20/12 AAPL:572.98	2515A1JJ1		04/20/12 05/03/13	100,000.000 100,000.000	90,800.00 90,800.00	100,000.00		-9,200.00
DB CONT BUFF EQ AAPL 05/09/13 80% CONTIN BARRIER- 17%CPN 17% CAP INITIAL LEVEL-04/20/12 AAPL:572.98	2515A1JJ1		04/20/12 05/09/13	100,000.000 100,000.000	117,000.00 117,000.00	100,000.00		17,000.00
GOLDMAN SACHS GROUP INC NOTES 5 1/4% OCT 15 2013 DTD 10/14/2003	38141GDQ4		05/28/09 10/15/13	250,000.000 250,000.000	250,000.00 250,000.00	253,960.00		-3,960.00
INTER AMERICAN DEVEL BK - IDR MEDIUM TERM NOTE 6.50% JUN 04 2014 DTD 06/04/2010 HELD BY EUROCLEAR ISIN XS0513770957 SEDOL B4YWHC0	45818W9K4		09/29/10 10/31/13	102,130,000.000 102,130,000.000	184,914.16 184,914.16	247,176.27		-8,670.74 -53,591.37 F
INTL BK RECON & DEVELOP - TRY 9% JAN 25 2013 DTD 01/25/2010 HELD BY EUROCLEAR ISIN XS0479862814 SEDOL B62QK52	4590589Q8		03/25/11 01/25/13	300,000.000 300,000.000	169,947.60 169,947.60	199,996.76		-5,310.86 -24,738.30 F



THE W. T. AND LOUISE J. MORAN FDN
Account Number: Q 59440-00-0

Capital Gain and Loss Schedule

Long-Term Non Covered

* Code: W indicates Wash Sale
L Indicates a Nondeductible Loss other than a Wash Sale
** Ordinary Income: O indicates Ordinary Income gain or loss
F Indicates Foreign Exchange gain or loss on Capital transactions

Description	Stock and other symbol Cusip	Code*	Date Acquired Date Sold	Units	Sales Price	Cost or Other Basis	Adjustments to gain or loss	Gain or Loss Ordinary Income**
INTL BK RECON & DEVELOP - CLP 2 1/2% FEB 21 2013 DTD 03/10/2010 HELD BY EUROCLEAR ISIN XS0491859798 SEDOL B3Q8GL1	4590639A3		03/16/11 100,000,000.000 02/22/13		211,215.55	201,540.52		5,808.42 3,866.51 F
INTL FINANCE CORP - BRL 5% DEC 21 2015 DTD 08/02/2012 HELD BY EUROCLEAR ISIN XS0811020584 SEDOL B8JVZ48	U459429D0		09/17/12 305,000,000 10/31/13		125,547.79	148,971.33		-10,588.36 -12,835.18 F
NORWEGIAN GOVERNMENT - NOK 5% MAY 15 2015 DTD 05/15/2004 HELD BY EUROCLEAR ISIN NO0010226962 SEDOL B01C190	6669919E6		02/10/10 1,300,000,000 10/31/13		231,724.12	237,835.66		-6,111.54
ROYAL DUTCH SHELL PLC ADR	RDS 780259206		00/00/00 04/24/13	0.600	38.73	.00		38.73
Total Long-Term Non Covered					1,581,187.95	1,704,980.64		

Total Long-Term Non Covered

1,581,187.95 1,704,980.64