



See a Social Security Number? Say Something!
Report Privacy Problems to <https://public.resource.org/privacy>
Or call the IRS Identity Theft Hotline at 1-800-908-4490



Return of Private Foundation

or Section 4947(a)(1) Trust Treated as Private Foundation

2013

Department of the Treasury
Internal Revenue Service

Do not enter Social Security numbers on this form as it may be made public.
Information about Form 990-PF and its separate instructions is at www.irs.gov/form990pf

Open to Public Inspection

For calendar year 2013 or tax year beginning

, and ending

Name of foundation
THE B HOLMAN FOUNDATION

Number and street (or P O box number if mail is not delivered to street address)
10000 N CENTRAL EXPY

Room/suite
1400

City or town, state or province, country, and ZIP or foreign postal code
DALLAS, TX 75231

A Employer identification number
75-2910322

B Telephone number
214-761-7000

C If exemption application is pending, check here

D 1 Foreign organizations, check here
2. Foreign organizations meeting the 85% test, check here and attach computation

E If private foundation status was terminated under section 507(b)(1)(A), check here

F If the foundation is in a 60-month termination under section 507(b)(1)(B), check here

G Check all that apply:
 Initial return
 Final return
 Address change
 Initial return of a former public charity
 Amended return
 Name change

H Check type of organization:
 Section 501(c)(3) exempt private foundation
 Section 4947(a)(1) nonexempt charitable trust
 Other taxable private foundation

I Fair market value of all assets at end of year (from Part II, col. (c), line 16)
\$ 3,380,240. (Part I, column (d) must be on cash basis)

J Accounting method:
 Cash
 Accrual
 Other (specify) _____

Part I Analysis of Revenue and Expenses (The total of amounts in columns (b), (c), and (d) may not necessarily equal the amounts in column (a))		(a) Revenue and expenses per books	(b) Net investment income	(c) Adjusted net income	(d) Disbursements for charitable purposes (cash basis only)
Revenue	1 Contributions, gifts, grants, etc., received			N/A	
	2 Check <input checked="" type="checkbox"/> if the foundation is not required to attach Sch B				
	3 Interest on savings and temporary cash investments				
	4 Dividends and interest from securities	144,685.	144,685.		STATEMENT 1
	5a Gross rents				
	b Net rental income or (loss)				
	6a Net gain or (loss) from sale of assets not on line 10	35,048.			
	b Gross sales price for all assets on line 6a				
	7 Capital gain net income (from Part IV, line 2)		35,048.		
	8 Net short-term capital gain				
	9 Income modifications Gross sales less returns and allowances				
	10a Less Cost of goods sold				
b Gross profit or (loss)					
11 Other income					
12 Total. Add lines 1 through 11	179,733.	179,733.			
Operating and Administrative Expenses	13 Compensation of officers, directors, trustees, etc	400.	0.		0.
	14 Other employee salaries and wages				
	15 Pension plans, employee benefits				
	16a Legal fees				
	b Accounting fees	5,000.	5,000.		0.
	c Other professional fees	192.	192.		0.
	17 Interest				
	18 Taxes				
	19 Depreciation and depletion				
	20 Occupancy				
	21 Travel, conferences, and meetings				
	22 Printing and publications				
	23 Other expenses	28,210.	28,210.		0.
	24 Total operating and administrative expenses. Add lines 13 through 23	33,802.	33,402.		0.
	25 Contributions, gifts, grants paid	212,000.			212,000.
26 Total expenses and disbursements. Add lines 24 and 25	245,802.	33,402.		212,000.	
27 Subtract line 26 from line 12:					
a Excess of revenue over expenses and disbursements	-66,069.				
b Net investment income (if negative, enter -0-)		146,331.			
c Adjusted net income (if negative, enter -0-)			N/A		

RECEIVED 2
STMT 3
NOV 18 2014
OGDEN, UT
IRS-OSC

5
914

SCANNED NOV 26 2014

Part II Balance Sheets		Attached schedules and amounts in the description column should be for end-of-year amounts only		
		Beginning of year (a) Book Value	End of year (b) Book Value (c) Fair Market Value	
Assets	1 Cash - non-interest-bearing			
	2 Savings and temporary cash investments	77,891.	164,953.	164,953.
	3 Accounts receivable ▶			
	Less: allowance for doubtful accounts ▶			
	4 Pledges receivable ▶			
	Less: allowance for doubtful accounts ▶			
	5 Grants receivable			
	6 Receivables due from officers, directors, trustees, and other disqualified persons			
	7 Other notes and loans receivable ▶			
	Less: allowance for doubtful accounts ▶			
	8 Inventories for sale or use			
	9 Prepaid expenses and deferred charges			
	10a Investments - U.S. and state government obligations			
	b Investments - corporate stock			
	c Investments - corporate bonds			
	11 Investments - land, buildings, and equipment: basis ▶			
Less accumulated depreciation ▶				
12 Investments - mortgage loans				
13 Investments - other STMT 5	2,913,537.	2,758,501.	3,215,287.	
14 Land, buildings, and equipment: basis ▶				
Less accumulated depreciation ▶				
15 Other assets (describe ▶)				
16 Total assets (to be completed by all filers - see the instructions. Also, see page 1, item 1)	2,991,428.	2,923,454.	3,380,240.	
Liabilities	17 Accounts payable and accrued expenses			
	18 Grants payable			
	19 Deferred revenue			
	20 Loans from officers, directors, trustees, and other disqualified persons			
	21 Mortgages and other notes payable			
	22 Other liabilities (describe ▶)			
	23 Total liabilities (add lines 17 through 22)	0.	0.	
Net Assets or Fund Balances	Foundations that follow SFAS 117, check here ▶ <input type="checkbox"/>			
	and complete lines 24 through 26 and lines 30 and 31.			
	24 Unrestricted			
	25 Temporarily restricted			
	26 Permanently restricted			
	Foundations that do not follow SFAS 117, check here ▶ <input checked="" type="checkbox"/>			
	and complete lines 27 through 31			
	27 Capital stock, trust principal, or current funds	0.	0.	
28 Paid-in or capital surplus, or land, bldg., and equipment fund	0.	0.		
29 Retained earnings, accumulated income, endowment, or other funds	2,991,428.	2,923,454.		
30 Total net assets or fund balances	2,991,428.	2,923,454.		
31 Total liabilities and net assets/fund balances	2,991,428.	2,923,454.		

Part III Analysis of Changes in Net Assets or Fund Balances

1 Total net assets or fund balances at beginning of year - Part II, column (a), line 30 (must agree with end-of-year figure reported on prior year's return)	1	2,991,428.
2 Enter amount from Part I, line 27a	2	-66,069.
3 Other increases not included in line 2 (itemize) ▶	3	0.
4 Add lines 1, 2, and 3	4	2,925,359.
5 Decreases not included in line 2 (itemize) ▶ FEDERAL INCOME TAX, PRIOR YEAR	5	1,905.
6 Total net assets or fund balances at end of year (line 4 minus line 5) - Part II, column (b), line 30	6	2,923,454.

Part IV Capital Gains and Losses for Tax on Investment Income

(a) List and describe the kind(s) of property sold (e.g., real estate, 2-story brick warehouse; or common stock, 200 shs. MLC Co.)	(b) How acquired P - Purchase D - Donation	(c) Date acquired (mo., day, yr.)	(d) Date sold (mo., day, yr.)
1a			
b SEE ATTACHED STATEMENT			
c			
d			
e			

(e) Gross sales price	(f) Depreciation allowed (or allowable)	(g) Cost or other basis plus expense of sale	(h) Gain or (loss) (e) plus (f) minus (g)
a			
b			
c			
d			
e			35,048.

Complete only for assets showing gain in column (h) and owned by the foundation on 12/31/69			(l) Gains (Col. (h) gain minus col. (k), but not less than -0-) or Losses (from col. (h))
(i) F.M.V. as of 12/31/69	(j) Adjusted basis as of 12/31/69	(k) Excess of col. (i) over col. (j), if any	
a			
b			
c			
d			
e			35,048.

2 Capital gain net income or (net capital loss) { If gain, also enter in Part I, line 7 If (loss), enter -0- in Part I, line 7 }	2	35,048.
3 Net short-term capital gain or (loss) as defined in sections 1222(5) and (6): If gain, also enter in Part I, line 8, column (c). If (loss), enter -0- in Part I, line 8	3	N/A

Part V Qualification Under Section 4940(e) for Reduced Tax on Net Investment Income

(For optional use by domestic private foundations subject to the section 4940(a) tax on net investment income.)

If section 4940(d)(2) applies, leave this part blank.

Was the foundation liable for the section 4942 tax on the distributable amount of any year in the base period? Yes No

If "Yes," the foundation does not qualify under section 4940(e). Do not complete this part.

1 Enter the appropriate amount in each column for each year; see the instructions before making any entries.

(a) Base period years Calendar year (or tax year beginning in)	(b) Adjusted qualifying distributions	(c) Net value of noncharitable-use assets	(d) Distribution ratio (col. (b) divided by col. (c))
2012	132,500.	2,869,028.	.046183
2011	106,000.	2,822,168.	.037560
2010	95,250.	2,586,535.	.036825
2009	86,509.	2,152,833.	.040184
2008	70,000.	2,678,133.	.026138

2 Total of line 1, column (d)	2	.186890
3 Average distribution ratio for the 5-year base period - divide the total on line 2 by 5, or by the number of years the foundation has been in existence if less than 5 years	3	.037378
4 Enter the net value of noncharitable-use assets for 2013 from Part X, line 5	4	3,195,734.
5 Multiply line 4 by line 3	5	119,450.
6 Enter 1% of net investment income (1% of Part I, line 27b)	6	1,463.
7 Add lines 5 and 6	7	120,913.
8 Enter qualifying distributions from Part XII, line 4 If line 8 is equal to or greater than line 7, check the box in Part VI, line 1b, and complete that part using a 1% tax rate. See the Part VI instructions.	8	212,000.

Part VI Excise Tax Based on Investment Income (Section 4940(a), 4940(b), 4940(e), or 4948 - see instructions)

1a	Exempt operating foundations described in section 4940(d)(2), check here <input type="checkbox"/> and enter "N/A" on line 1. Date of ruling or determination letter: _____ (attach copy of letter if necessary-see instructions)		
b	Domestic foundations that meet the section 4940(e) requirements in Part V, check here <input checked="" type="checkbox"/> and enter 1% of Part I, line 27b	1	1,463.
c	All other domestic foundations enter 2% of line 27b. Exempt foreign organizations enter 4% of Part I, line 12, col. (b).		
2	Tax under section 511 (domestic section 4947(a)(1) trusts and taxable foundations only. Others enter -0-)	2	0.
3	Add lines 1 and 2	3	1,463.
4	Subtitle A (income) tax (domestic section 4947(a)(1) trusts and taxable foundations only. Others enter -0-)	4	0.
5	Tax based on investment income. Subtract line 4 from line 3. If zero or less, enter -0-	5	1,463.
6	Credits/Payments:		
a	2013 estimated tax payments and 2012 overpayment credited to 2013	6a	2,300.
b	Exempt foreign organizations - tax withheld at source	6b	
c	Tax paid with application for extension of time to file (Form 8868)	6c	
d	Backup withholding erroneously withheld	6d	
7	Total credits and payments. Add lines 6a through 6d	7	2,300.
8	Enter any penalty for underpayment of estimated tax. Check here <input type="checkbox"/> if Form 2220 is attached	8	14.
9	Tax due. If the total of lines 5 and 8 is more than line 7, enter amount owed	9	
10	Overpayment. If line 7 is more than the total of lines 5 and 8, enter the amount overpaid	10	823.
11	Enter the amount of line 10 to be: Credited to 2014 estimated tax <input checked="" type="checkbox"/> 823. Refunded <input checked="" type="checkbox"/>	11	0.

Part VII-A Statements Regarding Activities

	Yes	No
1a		X
1b		X
1c		X
2		X
3		X
4a		X
4b	N/A	
5		X
6		X
7	X	
8a		
8b	X	
9		X
10		X

Part VII-A Statements Regarding Activities (continued)

11 At any time during the year, did the foundation, directly or indirectly, own a controlled entity within the meaning of section 512(b)(13)? If "Yes," attach schedule (see instructions)
12 Did the foundation make a distribution to a donor advised fund over which the foundation or a disqualified person had advisory privileges? If "Yes," attach statement (see instructions)
13 Did the foundation comply with the public inspection requirements for its annual returns and exemption application?
Website address N/A
14 The books are in care of MICHAEL MAGERS Telephone no. 214-361-1400
Located at 10,000 N CENTRAL EXPY, #1400, DALLAS, TX ZIP+4 75231
15 Section 4947(a)(1) nonexempt charitable trusts filing Form 990-PF in lieu of Form 1041 - Check here and enter the amount of tax-exempt interest received or accrued during the year 15 N/A
16 At any time during calendar year 2013, did the foundation have an interest in or a signature or other authority over a bank, securities, or other financial account in a foreign country? See the instructions for exceptions and filing requirements for Form TD F 90-22.1. If "Yes," enter the name of the foreign country

Part VII-B Statements Regarding Activities for Which Form 4720 May Be Required

File Form 4720 if any item is checked in the "Yes" column, unless an exception applies.
1a During the year did the foundation (either directly or indirectly):
(1) Engage in the sale or exchange, or leasing of property with a disqualified person?
(2) Borrow money from, lend money to, or otherwise extend credit to (or accept it from) a disqualified person?
(3) Furnish goods, services, or facilities to (or accept them from) a disqualified person?
(4) Pay compensation to, or pay or reimburse the expenses of, a disqualified person?
(5) Transfer any income or assets to a disqualified person (or make any of either available for the benefit or use of a disqualified person)?
(6) Agree to pay money or property to a government official? (Exception. Check "No" if the foundation agreed to make a grant to or to employ the official for a period after termination of government service, if terminating within 90 days.)
b If any answer is "Yes" to 1a(1)-(6), did any of the acts fail to qualify under the exceptions described in Regulations section 53.4941(d)-3 or in a current notice regarding disaster assistance (see instructions)? Organizations relying on a current notice regarding disaster assistance check here
c Did the foundation engage in a prior year in any of the acts described in 1a, other than excepted acts, that were not corrected before the first day of the tax year beginning in 2013?
2 Taxes on failure to distribute income (section 4942) (does not apply for years the foundation was a private operating foundation defined in section 4942(j)(3) or 4942(j)(5)):
a At the end of tax year 2013, did the foundation have any undistributed income (lines 6d and 6e, Part XIII) for tax year(s) beginning before 2013? If "Yes," list the years
b Are there any years listed in 2a for which the foundation is not applying the provisions of section 4942(a)(2) (relating to incorrect valuation of assets) to the year's undistributed income? (If applying section 4942(a)(2) to all years listed, answer "No" and attach statement - see instructions.)
c If the provisions of section 4942(a)(2) are being applied to any of the years listed in 2a, list the years here.
3a Did the foundation hold more than a 2% direct or indirect interest in any business enterprise at any time during the year?
b If "Yes," did it have excess business holdings in 2013 as a result of (1) any purchase by the foundation or disqualified persons after May 26, 1969; (2) the lapse of the 5-year period (or longer period approved by the Commissioner under section 4943(c)(7)) to dispose of holdings acquired by gift or bequest; or (3) the lapse of the 10-, 15-, or 20-year first phase holding period? (Use Schedule C, Form 4720, to determine if the foundation had excess business holdings in 2013.)
4a Did the foundation invest during the year any amount in a manner that would jeopardize its charitable purposes?
b Did the foundation make any investment in a prior year (but after December 31, 1969) that could jeopardize its charitable purpose that had not been removed from jeopardy before the first day of the tax year beginning in 2013?

Part VII-B Statements Regarding Activities for Which Form 4720 May Be Required (continued)

5a During the year did the foundation pay or incur any amount to:

(1) Carry on propaganda, or otherwise attempt to influence legislation (section 4945(e))? Yes No

(2) Influence the outcome of any specific public election (see section 4955), or to carry on, directly or indirectly, any voter registration drive? Yes No

(3) Provide a grant to an individual for travel, study, or other similar purposes? Yes No

(4) Provide a grant to an organization other than a charitable, etc., organization described in section 509(a)(1), (2), or (3), or section 4940(d)(2)? Yes No

(5) Provide for any purpose other than religious, charitable, scientific, literary, or educational purposes, or for the prevention of cruelty to children or animals? Yes No

b If any answer is "Yes" to 5a(1)-(5), did any of the transactions fail to qualify under the exceptions described in Regulations section 53.4945 or in a current notice regarding disaster assistance (see instructions)? Yes No
 Organizations relying on a current notice regarding disaster assistance check here N/A

c If the answer is "Yes" to question 5a(4), does the foundation claim exemption from the tax because it maintained expenditure responsibility for the grant? Yes No
 If "Yes," attach the statement required by Regulations section 53.4945-5(d). N/A

6a Did the foundation, during the year, receive any funds, directly or indirectly, to pay premiums on a personal benefit contract? Yes No

b Did the foundation, during the year, pay premiums, directly or indirectly, on a personal benefit contract? Yes No

If "Yes" to 6b, file Form 8870.

7a At any time during the tax year, was the foundation a party to a prohibited tax shelter transaction? Yes No

b If "Yes," did the foundation receive any proceeds or have any net income attributable to the transaction? Yes No

Part VIII Information About Officers, Directors, Trustees, Foundation Managers, Highly Paid Employees, and Contractors

1 List all officers, directors, trustees, foundation managers and their compensation.

(a) Name and address	(b) Title, and average hours per week devoted to position	(c) Compensation (If not paid, enter -0-)	(d) Contributions to employee benefit plans and deferred compensation	(e) Expense account, other allowances
JANIE MEANS 3429 ST JOHNS DR DALLAS, TX 75205	DIRECTOR 1.00	100.	0.	0.
MARY M BRINEGAR 8617 GARLAND ROAD DALLAS, TX 75218	DIRECTOR 1.00	100.	0.	0.
SUZANNE NASH 5364 SOUTHERN AVENUE DALLAS, TX 75209	DIRECTOR 1.00	100.	0.	0.
DEE MILLER 10000 N CENTRAL EXPY #1400 DALLAS, TX 75231	DIRECTOR 1.00	100.	0.	0.

2 Compensation of five highest-paid employees (other than those included on line 1). If none, enter "NONE."

(a) Name and address of each employee paid more than \$50,000	(b) Title, and average hours per week devoted to position	(c) Compensation	(d) Contributions to employee benefit plans and deferred compensation	(e) Expense account, other allowances
NONE				

Total number of other employees paid over \$50,000

0

(a) Name and address of each person paid more than \$50,000	(b) Type of service	(c) Compensation
NONE		

Total number of others receiving over \$50,000 for professional services ▶ 0

Part IX-A Summary of Direct Charitable Activities

List the foundation's four largest direct charitable activities during the tax year. Include relevant statistical information such as the number of organizations and other beneficiaries served, conferences convened, research papers produced, etc.	Expenses
1 N/A	
2	
3	
4	

Part IX-B Summary of Program-Related Investments

Describe the two largest program-related investments made by the foundation during the tax year on lines 1 and 2.	Amount
1 N/A	
2	
3 All other program-related investments. See instructions.	
Total. Add lines 1 through 3 ▶ 0.	

Part X Minimum Investment Return (All domestic foundations must complete this part. Foreign foundations, see instructions.)

1	Fair market value of assets not used (or held for use) directly in carrying out charitable, etc., purposes:		
a	Average monthly fair market value of securities	1a	3,187,132.
b	Average of monthly cash balances	1b	52,708.
c	Fair market value of all other assets	1c	4,560.
d	Total (add lines 1a, b, and c)	1d	3,244,400.
e	Reduction claimed for blockage or other factors reported on lines 1a and 1c (attach detailed explanation)	1e	0.
2	Acquisition indebtedness applicable to line 1 assets	2	0.
3	Subtract line 2 from line 1d	3	3,244,400.
4	Cash deemed held for charitable activities. Enter 1 1/2% of line 3 (for greater amount, see instructions)	4	48,666.
5	Net value of noncharitable-use assets. Subtract line 4 from line 3. Enter here and on Part V, line 4	5	3,195,734.
6	Minimum investment return. Enter 5% of line 5	6	159,787.

Part XI Distributable Amount (see instructions) (Section 4942(j)(3) and (j)(5) private operating foundations and certain foreign organizations check here and do not complete this part.)

1	Minimum investment return from Part X, line 6	1	159,787.
2a	Tax on investment income for 2013 from Part VI, line 5	2a	1,463.
b	Income tax for 2013. (This does not include the tax from Part VI.)	2b	
c	Add lines 2a and 2b	2c	1,463.
3	Distributable amount before adjustments. Subtract line 2c from line 1	3	158,324.
4	Recoveries of amounts treated as qualifying distributions	4	0.
5	Add lines 3 and 4	5	158,324.
6	Deduction from distributable amount (see instructions)	6	0.
7	Distributable amount as adjusted. Subtract line 6 from line 5. Enter here and on Part XIII, line 1	7	158,324.

Part XII Qualifying Distributions (see instructions)

1	Amounts paid (including administrative expenses) to accomplish charitable, etc., purposes:		
a	Expenses, contributions, gifts, etc. - total from Part I, column (d), line 26	1a	212,000.
b	Program-related investments - total from Part IX-B	1b	0.
2	Amounts paid to acquire assets used (or held for use) directly in carrying out charitable, etc., purposes	2	
3	Amounts set aside for specific charitable projects that satisfy the:		
a	Suitability test (prior IRS approval required)	3a	
b	Cash distribution test (attach the required schedule)	3b	
4	Qualifying distributions. Add lines 1a through 3b. Enter here and on Part V, line 8, and Part XIII, line 4	4	212,000.
5	Foundations that qualify under section 4940(e) for the reduced rate of tax on net investment income. Enter 1% of Part I, line 27b	5	1,463.
6	Adjusted qualifying distributions. Subtract line 5 from line 4	6	210,537.

Note. The amount on line 6 will be used in Part V, column (b), in subsequent years when calculating whether the foundation qualifies for the section 4940(e) reduction of tax in those years.

Part XIII Undistributed Income (see instructions)

	(a) Corpus	(b) Years prior to 2012	(c) 2012	(d) 2013
1 Distributable amount for 2013 from Part XI, line 7				158,324.
2 Undistributed income, if any, as of the end of 2013				
a Enter amount for 2012 only			22,509.	
b Total for prior years:		0.		
3 Excess distributions carryover, if any, to 2013:				
a From 2008				
b From 2009				
c From 2010				
d From 2011				
e From 2012				
f Total of lines 3a through e	0.			
4 Qualifying distributions for 2013 from Part XII, line 4: ▶ \$ 212,000.				
a Applied to 2012, but not more than line 2a			22,509.	
b Applied to undistributed income of prior years (Election required - see instructions)		0.		
c Treated as distributions out of corpus (Election required - see instructions)	0.			
d Applied to 2013 distributable amount				158,324.
e Remaining amount distributed out of corpus	31,167.			
5 Excess distributions carryover applied to 2013 (If an amount appears in column (d), the same amount must be shown in column (a))	0.			0.
6 Enter the net total of each column as indicated below:				
a Corpus Add lines 3f, 4c, and 4e Subtract line 5	31,167.			
b Prior years' undistributed income. Subtract line 4b from line 2b		0.		
c Enter the amount of prior years' undistributed income for which a notice of deficiency has been issued, or on which the section 4942(a) tax has been previously assessed		0.		
d Subtract line 6c from line 6b. Taxable amount - see instructions		0.		
e Undistributed income for 2012. Subtract line 4a from line 2a. Taxable amount - see instr.			0.	
f Undistributed income for 2013. Subtract lines 4d and 5 from line 1. This amount must be distributed in 2014				0.
7 Amounts treated as distributions out of corpus to satisfy requirements imposed by section 170(b)(1)(F) or 4942(g)(3)	0.			
8 Excess distributions carryover from 2008 not applied on line 5 or line 7	0.			
9 Excess distributions carryover to 2014. Subtract lines 7 and 8 from line 6a	31,167.			
10 Analysis of line 9:				
a Excess from 2009				
b Excess from 2010				
c Excess from 2011				
d Excess from 2012				
e Excess from 2013	31,167.			

Part XIV Private Operating Foundations (see instructions and Part VII-A, question 9)

N/A

1 a If the foundation has received a ruling or determination letter that it is a private operating foundation, and the ruling is effective for 2013, enter the date of the ruling

b Check box to indicate whether the foundation is a private operating foundation described in section 4942(j)(3) or 4942(j)(5)

2 a Enter the lesser of the adjusted net income from Part I or the minimum investment return from Part X for each year listed

	Tax year				(e) Total
	(a) 2013	(b) 2012	(c) 2011	(d) 2010	
b 85% of line 2a					
c Qualifying distributions from Part XII, line 4 for each year listed					
d Amounts included in line 2c not used directly for active conduct of exempt activities					
e Qualifying distributions made directly for active conduct of exempt activities. Subtract line 2d from line 2c					
3 Complete 3a, b, or c for the alternative test relied upon:					
a "Assets" alternative test - enter:					
(1) Value of all assets					
(2) Value of assets qualifying under section 4942(j)(3)(B)(i)					
b "Endowment" alternative test - enter 2/3 of minimum investment return shown in Part X, line 6 for each year listed					
c "Support" alternative test - enter:					
(1) Total support other than gross investment income (interest, dividends, rents, payments on securities loans (section 512(a)(5)), or royalties)					
(2) Support from general public and 5 or more exempt organizations as provided in section 4942(j)(3)(B)(iii)					
(3) Largest amount of support from an exempt organization					
(4) Gross investment income					

Part XV Supplementary Information (Complete this part only if the foundation had \$5,000 or more in assets at any time during the year-see instructions.)

1 Information Regarding Foundation Managers:

a List any managers of the foundation who have contributed more than 2% of the total contributions received by the foundation before the close of any tax year (but only if they have contributed more than \$5,000). (See section 507(d)(2).)

NONE

b List any managers of the foundation who own 10% or more of the stock of a corporation (or an equally large portion of the ownership of a partnership or other entity) of which the foundation has a 10% or greater interest.

NONE

2 Information Regarding Contribution, Grant, Gift, Loan, Scholarship, etc., Programs:

Check here if the foundation only makes contributions to preselected charitable organizations and does not accept unsolicited requests for funds. If the foundation makes gifts, grants, etc. (see instructions) to individuals or organizations under other conditions, complete items 2a, b, c, and d

a The name, address, and telephone number or e-mail address of the person to whom applications should be addressed:

b The form in which applications should be submitted and information and materials they should include:

c Any submission deadlines:

d Any restrictions or limitations on awards, such as by geographical areas, charitable fields, kinds of institutions, or other factors:

Part XV Supplementary Information (continued)

3 Grants and Contributions Paid During the Year or Approved for Future Payment

Recipient Name and address (home or business)	If recipient is an individual, show any relationship to any foundation manager or substantial contributor	Foundation status of recipient	Purpose of grant or contribution	Amount
<p>a <i>Paid during the year</i></p> <p>COLLIN COLLEGE FOUNDATION 4800 PRESTON PARK BLVD STE A100 PLANO, TX 75093</p>	NONE	PUBLIC CHARITY	EDUCATION	30,000.
<p>DALLAS ARBORETUM 8617 GARLAND RD DALLAS, TX 75218</p>	NONE	PUBLIC CHARITY	CHARITABLE PURPOSES	75,000.
<p>HIGHLAND PK UNITED METHODIST CHURCH 3300 MOCKINGBIRD LANE DALLAS, TX 75205</p>	NONE	PUBLIC CHARITY	CHARITABLE PURPOSES	65,000.
<p>KIRBY-HILL HOUSE MUSEUM 210 E MAIN ST KOUNTZE, TX 77625</p>	NONE	PUBLIC CHARITY		10,000.
<p>SPCA OF TEXAS 2400 LONE STAR DR DALLAS, TX 75212</p>	NONE	PUBLIC CHARITY	CHARITABLE PURPOSES	24,000.
<p>Total SEE CONTINUATION SHEET(S) ▶ 3a</p>				212,000.
<p>b <i>Approved for future payment</i></p> <p>NONE</p>				
<p>Total ▶ 3b</p>				0.

THE B HOLMAN FOUNDATION

Part IV Capital Gains and Losses for Tax on Investment Income

(a) List and describe the kind(s) of property sold, e.g., real estate, 2-story brick warehouse; or common stock, 200 shs. MLC Co.	(b) How acquired P - Purchase D - Donation	(c) Date acquired (mo., day, yr.)	(d) Date sold (mo., day, yr.)
1a SHORT TERM GAINS FROM XX890			
b LONG TERM GAINS FROM XX890			
c SHORT TERM GAINS FROM XX888			
d LONG TERM GAINS FROM XX888			
e SHORT TERM GAINS FROM XX887			
f LONG TERM GAINS FROM XX887			
g SHORT TERM GAINS FROM XX886			
h LONG TERM GAINS FROM XX886			
i SHORT TERM GAINS FROM XX569			
j LONG TERM GAINS FROM XX569			
k TAX OVER BROKER'S CARRYING VALUE			
l			
m			
n			
o			

(e) Gross sales price	(f) Depreciation allowed (or allowable)	(g) Cost or other basis plus expense of sale	(h) Gain or (loss) (e) plus (f) minus (g)
a			-1,310.
b			-34,499.
c			-125.
d			26,227.
e			11,754.
f			27,089.
g			140.
h			22,695.
i			2,532.
j			55,501.
k			-74,956.
l			
m			
n			
o			

Complete only for assets showing gain in column (h) and owned by the foundation on 12/31/69			(l) Losses (from col. (h)) Gains (excess of col. (h) gain over col. (k), but not less than "-0-")
(i) F.M.V. as of 12/31/69	(j) Adjusted basis as of 12/31/69	(k) Excess of col. (i) over col. (j), if any	
a			-1,310.
b			-34,499.
c			-125.
d			26,227.
e			11,754.
f			27,089.
g			140.
h			22,695.
i			2,532.
j			55,501.
k			-74,956.
l			
m			
n			
o			

2 Capital gain net income or (net capital loss) { If gain, also enter in Part I, line 7 If (loss), enter "-0-" in Part I, line 7 }	2	35,048.
3 Net short-term capital gain or (loss) as defined in sections 1222(5) and (6): If gain, also enter in Part I, line 8, column (c). If (loss), enter "-0-" in Part I, line 8	3	N/A

FORM 990-PF DIVIDENDS AND INTEREST FROM SECURITIES STATEMENT 1

SOURCE	GROSS AMOUNT	CAPITAL GAINS DIVIDENDS	(A) REVENUE PER BOOKS	(B) NET INVESTMENT INCOME	(C) ADJUSTED NET INCOME
MISCELLANEOUS INVEST INC	34,749.	0.	34,749.	34,749.	
UBS FINANCIAL SERVICES	109,936.	0.	109,936.	109,936.	
TO PART I, LINE 4	144,685.	0.	144,685.	144,685.	

FORM 990-PF ACCOUNTING FEES STATEMENT 2

DESCRIPTION	(A) EXPENSES PER BOOKS	(B) NET INVESTMENT INCOME	(C) ADJUSTED NET INCOME	(D) CHARITABLE PURPOSES
ACCOUNTING	5,000.	5,000.		0.
TO FORM 990-PF, PG 1, LN 16B	5,000.	5,000.		0.

FORM 990-PF OTHER PROFESSIONAL FEES STATEMENT 3

DESCRIPTION	(A) EXPENSES PER BOOKS	(B) NET INVESTMENT INCOME	(C) ADJUSTED NET INCOME	(D) CHARITABLE PURPOSES
FOREIGN TAX PAID	192.	192.		0.
TO FORM 990-PF, PG 1, LN 16C	192.	192.		0.

FORM 990-PF	OTHER EXPENSES			STATEMENT 4
DESCRIPTION	(A) EXPENSES PER BOOKS	(B) NET INVEST- MENT INCOME	(C) ADJUSTED NET INCOME	(D) CHARITABLE PURPOSES
INVESTMENT MGT FEES	28,210.	28,210.		0.
TO FORM 990-PF, PG 1, LN 23	28,210.	28,210.		0.

FORM 990-PF	OTHER INVESTMENTS		STATEMENT 5
DESCRIPTION	VALUATION METHOD	BOOK VALUE	FAIR MARKET VALUE
VARIOUS SECURITIES	COST	2,756,201.	3,212,987.
FEDERAL INCOME TAX	COST	2,300.	2,300.
TOTAL TO FORM 990-PF, PART II, LINE 13		2,758,501.	3,215,287.



UBS Financial Services Inc
100 Crescent Court
Suite 600
Dallas TX 75201-1842

CPZ3000690737 1213 X1 TX 0

2013 Year End Summary

Account name: B HOLMAN FOUNDATION

Account number: TX 18569 11

Your Financial Advisor:

HORACE R NASH JR

Phone 214-220-0400/888-430-5579

B HOLMAN FOUNDATION
ATTN DOLORES MILLER PRES
4034 DALTON DRIVE
ROWLETT TX 75089-4589

Summary of gains and losses

	Amount (\$)
Short term	2,532.26
Long term	55,500.89
Total	\$58,033.15

Realized gains and losses

Estimated 2013 gains and losses for transactions with trade dates through 12/31/13 have been incorporated into this statement. Please note that gain or loss recognized on the sale or redemption of certain Structured Products, like Contingent Debt Securities, may be ordinary, and not capital, gain or loss. Please check with your tax advisor. To calculate gains and losses, we liquidate the oldest security lot first. This is known as the first-in, first-out or FIFO accounting method. We use this method unless you specified which tax lot to close when you placed your order. This is known as a versus purchases or VSP order.

Short-term capital gains and losses

Security description	Method	Quantity or face value	Purchase date	Sale date	Sale amount (\$)	Cost basis (\$)	Wash sale cost basis adjustment (\$)	Loss (\$)	Gain (\$)
BRISTOL MYERS SQUIBB CO	FIFO	42,000	Nov 13, 13	Dec 06, 13	2,139.79	2,150.89	-22.19	-11.10	

continued next page

See important information about your statement on the last page of this statement for more information. We may not adjust gains and losses for all capital changes. Cost basis for coupon tax-exempt municipal securities, include securities subject to AMT, has been adjusted for mandatory amortization of bond premium. Estimates in the Unclassified section can not be classified as short-term or long-term because information is missing, or the product is one in which the gain/loss calculation is not provided.



ACCESS

Account name: B HOLMAN FOUNDATION
TX 18569 11

Your Financial Advisor:
HORACE R NASH JR
214-220-0400/888-430-5579

Realized gains and losses (continued)

Short-term capital gains and losses (continued)

Security description	Method	Quantity or face value	Purchase date	Sale date	Sale amount (\$)	Cost basis (\$)	Wash sale cost basis adjustment(\$)	Loss (\$)	Gain (\$)
CALAMOS STRATEGIC TOTAL									
RETURN FUND	FIFO	48 000	Nov 16, 12	Nov 13, 13	498 24	445 31			52 93
	FIFO	45 000	Dec 14, 12	Nov 13, 13	467 11	448 95			18 16
	FIFO	44 000	Jan 04, 13	Nov 13, 13	456 72	453 88			2 84
	FIFO	43 000	Feb 15, 13	Nov 13, 13	446 35	455 76		-9 41	
	FIFO	43 000	Mar 15, 13	Nov 13, 13	446 34	456 13		-9 79	
	FIFO	44 000	Apr 15, 13	Nov 13, 13	456 73	466 13		-9 40	
	FIFO	42 000	May 15, 13	Nov 13, 13	435 96	460 10		-24 14	
	FIFO	45 000	Jun 14, 13	Nov 13, 13	467 11	469 64		-2 53	
	FIFO	45 000	Jul 15, 13	Nov 13, 13	467 10	474 99		-7 89	
	FIFO	47 000	Aug 15, 13	Nov 13, 13	487 87	474 02			13 85
	FIFO	47 000	Sep 16, 13	Nov 13, 13	487 86	476 65			11 21
	FIFO	47 000	Oct 15, 13	Nov 13, 13	487 87	477 28			10 59
DEUTSCHE TELEKOM AG DE									
SPON ADR	FIFO	237 000	Nov 13, 13	Nov 15, 13	3,576 27	3,564 48			11 79
FEDERATED KAUFMAN									
FUND CLASS A	FIFO	1,412,456	Dec 05, 12	Nov 08, 13	9,335 56	6,850 41			2,485 15
Total					\$20,656.88	\$18,124.62		-\$74.26	\$2,606.52
Net short-term capital gains and losses									

Long-term capital gains and losses

Security description	Method	Quantity or face value	Purchase date	Sale date	Sale amount (\$)	Cost basis (\$)	Wash sale cost basis adjustment(\$)	Loss (\$)	Gain (\$)
CALAMOS STRATEGIC TOTAL									
RETURN FUND	FIFO	4,000 000	Mar 25, 04	Nov 13, 13	41,520 48	59,537 74		-18,017 26	
	FIFO	27 000	Aug 16, 07	Nov 13, 13	280 26	378 90		-98 64	
	FIFO	26 000	Sep 18, 07	Nov 13, 13	269 88	379 39		-109 51	
	FIFO	26 000	Oct 16, 07	Nov 13, 13	269 89	379 33		-109 44	
	FIFO	29 000	Nov 15, 07	Nov 13, 13	301 02	384 31		-83 29	
	FIFO	30 000	Dec 11, 07	Nov 13, 13	311 40	415 12		-103 72	
	FIFO	42 000	Jan 04, 08	Nov 13, 13	435 97	579 64		-143 67	

continued next page



ACCESS

Account name: B HOLMAN FOUNDATION
Account number: TX 18569 11

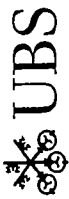
Your Financial Advisor:
HORACE R NASH JR
214-220-0400/888-430-5579

Realized gains and losses (continued)

Long-term capital gains and losses (continued)

Security description	Method	Quantity or face value	Purchase date	Sale date	Sale amount (\$)	Cost basis (\$)	Wash sale cost basis adjustment (\$)	Loss (\$)	Gain (\$)
	FIFO	33 000	Feb 14, 08	Nov 13, 13	342 54	419 30		-76 76	
	FIFO	36 000	Mar 18, 08	Nov 13, 13	373 69	423 99		-50 30	
	FIFO	35 000	Apr 16, 08	Nov 13, 13	363 30	428 83		-65 53	
	FIFO	33 000	May 15, 08	Nov 13, 13	342 54	426 19		-83 65	
	FIFO	36 000	Jun 17, 08	Nov 13, 13	373 69	434 12		-60 43	
	FIFO	40 000	Jul 16, 08	Nov 13, 13	415 20	436 58		-21 38	
	FIFO	40 000	Aug 14, 08	Nov 13, 13	415 21	434 79		-19 58	
	FIFO	46 000	Sep 11, 08	Nov 13, 13	477 48	443 12			34 36
	FIFO	70 000	Oct 17, 08	Nov 13, 13	726 61	447 65			278 96
	FIFO	72 000	Nov 18, 08	Nov 13, 13	747 37	330 02			417 35
	FIFO	63 000	Dec 11, 08	Nov 13, 13	653 95	336 29			317 66
	FIFO	51 000	Jan 06, 09	Nov 13, 13	529 38	340 34			189 04
	FIFO	59 000	Feb 13, 09	Nov 13, 13	612 43	346 03			266 40
	FIFO	61 000	Mar 16, 09	Nov 13, 13	633 19	346 72			286 47
	FIFO	58 000	Apr 16, 09	Nov 13, 13	602 04	355 92			246 12
	FIFO	51 000	May 14, 09	Nov 13, 13	529 39	356 91			172 48
	FIFO	49 000	Jun 15, 09	Nov 13, 13	508 63	364 43			144 20
	FIFO	41 000	Jul 15, 09	Nov 13, 13	425 58	307 86			117 72
	FIFO	39 000	Aug 13, 09	Nov 13, 13	404 83	307 85			96 98
	FIFO	36 000	Sep 15, 09	Nov 13, 13	373 68	305 84			67 84
	FIFO	36 000	Oct 15, 09	Nov 13, 13	373 68	315 28			58 40
	FIFO	31 000	Nov 16, 09	Nov 13, 13	321 79	265 52			56 27
	FIFO	31 000	Dec 10, 09	Nov 13, 13	321 78	267 95			53 83
	FIFO	30 000	Jan 06, 10	Nov 13, 13	311 41	265 68			45 73
	FIFO	32 000	Feb 12, 10	Nov 13, 13	332 16	269 34			62 82
	FIFO	30 000	Mar 16, 10	Nov 13, 13	311 40	270 89			40 51
	FIFO	30 000	Apr 16, 10	Nov 13, 13	311 41	273 60			37 81
	FIFO	33 000	May 17, 10	Nov 13, 13	342 54	272 18			70 36
	FIFO	34 000	Jun 15, 10	Nov 13, 13	352 92	276 77			76 15

continued next page



ACCESS

Account name: B HOLMAN FOUNDATION
Account number: TX 18569 11

Your Financial Advisor:
HORACE R NASH JR
214-220-0400/888-430-5579

Realized gains and losses (continued)

Long-term capital gains and losses (continued)

Security description	Method	Quantity or face value	Purchase date	Sale date	Sale amount (\$)	Cost basis (\$)	Wash sale cost basis adjustment(\$)	Loss (\$)	Gain (\$)
	FIFO	35 000	Jul 15, 10	Nov 13, 13	363 31	274 36			88 95
	FIFO	34 000	Aug 13, 10	Nov 13, 13	352 92	281 37			71 55
	FIFO	32 000	Sep 15, 10	Nov 13, 13	332 17	275 84			56 33
	FIFO	32 000	Oct 15, 10	Nov 13, 13	332 16	283 80			48 36
	FIFO	32 000	Nov 16, 10	Nov 13, 13	332 16	284 26			47 90
	FIFO	32 000	Dec 10, 10	Nov 13, 13	332 17	288 95			43 22
	FIFO	31 000	Jan 05, 11	Nov 13, 13	321 78	288 10			33 68
	FIFO	30 000	Feb 15, 11	Nov 13, 13	311 40	288 46			22 94
	FIFO	31 000	Mar 15, 11	Nov 13, 13	321 79	287 95			33 84
	FIFO	31 000	Apr 15, 11	Nov 13, 13	321 78	294 82			26 96
	FIFO	30 000	May 16, 11	Nov 13, 13	311 41	288 22			23 19
	FIFO	32 000	Jun 15, 11	Nov 13, 13	332 16	292 60			39 56
	FIFO	31 000	Jul 15, 11	Nov 13, 13	321 78	291 34			30 44
	FIFO	35 000	Aug 15, 11	Nov 13, 13	363 31	295 35			67 96
	FIFO	35 000	Sep 15, 11	Nov 13, 13	363 30	295 95			67 35
	FIFO	37 000	Oct 14, 11	Nov 13, 13	384 07	305 02			79 05
	FIFO	36 000	Nov 15, 11	Nov 13, 13	373 68	302 13			71 55
	FIFO	38 000	Dec 15, 11	Nov 13, 13	394 44	308 48			85 96
	FIFO	36 000	Jan 05, 12	Nov 13, 13	373 69	309 56			64 13
	FIFO	44 000	Feb 15, 12	Nov 13, 13	456 72	418 33			38 39
	FIFO	42 000	Mar 15, 12	Nov 13, 13	435 97	418 75			17 22
	FIFO	44 000	Apr 16, 12	Nov 13, 13	456 72	422 09			34 63
	FIFO	45 000	May 15, 12	Nov 13, 13	467 11	428 67			38 44
	FIFO	46 000	Jun 15, 12	Nov 13, 13	477 49	424 32			53 17
	FIFO	44 000	Jul 16, 12	Nov 13, 13	456 72	431 17			25 55
	FIFO	43 000	Aug 15, 12	Nov 13, 13	446 35	434 74			11 61
	FIFO	42 000	Sep 14, 12	Nov 13, 13	435 96	436 59		-0 63	
	FIFO	43 000	Oct 16, 12	Nov 13, 13	446 35	447 31		-0 96	
CUMMINS INC	FIFO	200 000	Dec 28, 10	Nov 13, 13	26,025 35	21,971 56			4,053 79
	FIFO	200 000	Jun 23, 11	Nov 13, 13	26,025 35	19,023 56			7,001 79

continued next page



ACCESS

Account name: B HOLMAN FOUNDATION
Account number: TX 18569 11

Your Financial Advisor:
HORACE R NASH JR
214-220-0400/888-430-5579

Realized gains and losses (continued)

Long-term capital gains and losses (continued)

Security description	Method	Quantity or face value	Purchase date	Sale date	Sale amount (\$)	Cost basis (\$)	Wash sale cost basis adjustment (\$)	Loss (\$)	Gain (\$)
FEDERATED KAUFMAN FUND CLASS A	FIFO	400,000	Oct 05, 12	Nov 13, 13	52,050.69	37,600.25			14,450.44
	FIFO	379,981	Apr 17, 06	Nov 08, 13	2,511.47	2,295.09			216.38
	FIFO	2,042,420	Nov 15, 06	Nov 08, 13	13,499.28	11,274.16			2,225.12
	FIFO	171,029	Nov 15, 06	Nov 08, 13	1,130.41	944.08			186.33
	FIFO	222,826	Mar 05, 07	Nov 08, 13	1,472.75	1,230.00			242.75
	FIFO	494,313	Nov 15, 07	Nov 08, 13	3,267.14	3,015.31			251.83
	FIFO	1,445,057	Nov 15, 07	Nov 08, 13	9,551.04	8,814.85			736.19
	FIFO	915,254	Nov 26, 07	Nov 08, 13	6,049.33	5,400.00			649.33
	FIFO	31,488	Dec 30, 09	Nov 08, 13	208.12	147.68			60.44
	FIFO	211,379	Feb 23, 10	Nov 08, 13	1,397.10	959.66			437.44
	FIFO	108,414	Dec 30, 10	Nov 08, 13	716.56	591.94			124.62
	FIFO	351,903	Dec 06, 11	Nov 08, 13	2,325.88	1,675.06			650.82
	FIFO	1,819,776	Oct 08, 12	Nov 08, 13	12,027.73	9,899.58			2,128.15
FOOT LOCKER INC	FIFO	350,000	Mar 05, 04	Nov 13, 13	12,747.66	9,194.57			3,553.09
FT-FRANKLIN INCOME A	FIFO	14,480,747	Nov 06, 03	Nov 08, 13	34,605.19	34,319.37			285.82
	FIFO	237,455	Earnings	Nov 08, 13	567.45	548.52			18.93
	FIFO	219,190	Dec 03, 03	Nov 08, 13	523.81	506.33			17.48
	FIFO	692,010	Earnings	Nov 08, 13	1,653.72	1,672.35		-18.63	
	FIFO	472,739	Feb 23, 10	Nov 08, 13	1,129.72	959.66			170.06
	FIFO	3,893,134	Oct 08, 12	Nov 08, 13	9,303.57	8,720.62			582.95
LINCOLN NATL CORP IND	FIFO	200,000	Nov 20, 03	Nov 13, 13	9,770.33	7,732.23			2,038.10
	FIFO	300,000	Dec 28, 10	Nov 13, 13	14,655.49	8,557.42			6,098.07
PFIZER INC	FIFO	256,000	Dec 27, 10	Nov 13, 13	8,074.89	4,565.56			3,509.33
TRAVELERS COS INC/THE	FIFO	300,000	Mar 02, 07	Nov 13, 13	26,141.58	15,473.09			10,668.49
	FIFO	300,000	Jan 06, 11	Nov 13, 13	26,141.57	16,745.34			9,396.23
WEATHERFORD INTL LTD CHF	FIFO	1,000,000	Mar 24, 10	Nov 13, 13	16,763.11	16,312.20			450.91
Total					\$387,173.88	\$331,672.99		-\$19,063.38	\$74,564.27
Net long-term capital gains or losses									\$55,500.89
Net capital gains/losses:									\$58,033.15



UBS Financial Services Inc
 100 Crescent Court
 Suite 600
 Dallas TX 75201-1842

ANQ7001699313 1213 X1 TX 0

2013 Year End Summary

Account name: B HOLMAN FOUNDATION

Account number: TX 62886 11

Your Financial Advisor:

HORACE R NASH JR

Phone 214-220-0400/888-430-5579

B HOLMAN FOUNDATION
 ATTN DOLORES MILLER PRES
 4034 DALTON DRIVE
 ROWLETT TX 75089-4589

Summary of gains and losses

	Amount (\$)
Short term	139.86
Long term	22,694.81
Total	\$22,834.67



ACCESS

Account name:
Account number:

B HOLMAN FOUNDATION
TX 62886 11

Your Financial Advisor:
HORACE R NASH JR
214-220-0400/888-430-5579

Realized gains and losses

Estimated 2013 gains and losses for transactions with trade dates through 12/31/13 have been incorporated into this statement. Please note that gain or loss recognized on the sale or redemption of certain Structured Products, like Contingent Debt Securities, may be ordinary, and not capital, gain or loss. Please check with your tax advisor. To calculate gains and losses, we liquidate the oldest security lot first. This is known as the first-in, first-out or FIFO accounting method. We use this method unless you specified which tax lot to close when you placed your order. This is known as a versus purchases or VSP order.

See Important information about your statement on the last page of this statement for more information. We may not adjust gains and losses for all capital changes. Cost basis for coupon tax-exempt municipal securities, include securities subject to AMT, has been adjusted for mandatory amortization of bond premium. Estimates in the Unclassified section can not be classified as short term or long term because information is missing, or the product is one in which the gain/loss calculation is not provided.

Short-term capital gains and losses

Security description	Method	Quantity or face value	Purchase date	Sale date	Sale amount (\$)	Cost basis (\$)	Wash sale cost basis adjustment(\$)	Loss (\$)	Gain (\$)
POTASH CORP SASK INC CANADA CAD	FIFO	18 000	Sep 21, 12	Sep 13, 13	595 75	792 64		-196 89	
	FIFO	37 000	Dec 24, 12	Sep 13, 13	1,224 60	1,473 95		-249 35	
TRANSOCEAN LTD CHF	FIFO	34 000	Dec 24, 12	Sep 09, 13	1,603.43	1,541 78			61 65
WALT DISNEY CO (HOLDING CO) DISNEY COM	FIFO	32 000	Dec 24, 12	Oct 17, 13	2,121 46	1,597 01			524 45
Total					\$5,545.24	\$5,405.38		-\$446.24	\$586.10

Net short-term capital gains and losses

Long-term capital gains and losses

Security description	Method	Quantity or face value	Purchase date	Sale date	Sale amount (\$)	Cost basis (\$)	Wash sale cost basis adjustment(\$)	Loss (\$)	Gain (\$)
ALLEGHANY CORP DEL NEW	FIFO	5 000	Mar 06, 01	Dec 31, 13	1,994 92	1,492 12			502 80
AMER EXPRESS CO	FIFO	40 000	Mar 06, 01	Dec 31, 13	3,620 74	1,548 58			2,072 16
CANADIAN NAT RESOURCES LTD CAD	FIFO	74 000	Dec 18, 07	May 03, 13	2,200 81	2,538 00		-337 19	
COCA COLA CO COM	FIFO	40 000	Feb 04, 10	Dec 31, 13	1,647.97	1,091 63			556 34
	FIFO	7 000	Mar 18, 10	Dec 31, 13	288 40	188 48			99 92
COSTCO WHOLESALE CORP	FIFO	24 000	Mar 06, 01	Apr 19, 13	2,495 94	957 00			1,538 94
CVS CAREMARK CORP	FIFO	14 000	Nov 28, 05	Apr 17, 13	798 93	425 67			373 26
DEVON ENERGY CORP NEW	FIFO	25 000	May 16, 01	Apr 16, 13	1,338 64	762 12			576 52
	FIFO	5 000	Dec 27, 01	Apr 16, 13	267 73	97 76			169 97
	FIFO	26 000	Dec 27, 01	May 03, 13	1,494 94	508 34			986 60
	FIFO	29 000	Dec 27, 01	Jul 09, 13	1,611 55	567 00			1,044 55
	FIFO	5 000	Mar 28, 08	Jul 09, 13	277.86	530 68		-252 82	
	FIFO	5 000	Feb 24, 09	Jul 09, 13	277 85	230 00			47 85

continued next page



ACCESS

Account name: B HOLMAN FOUNDATION
 Account number: TX 62886 11

Your Financial Advisor:
 HORACE R NASH JR
 214-220-0400/888-430-5579

Realized gains and losses (continued)

Long-term capital gains and losses (continued)

Security description	Method	Quantity or face value	Purchase date	Sale date	Sale amount (\$)	Cost basis (\$)	Wash sale cost basis adjustment (\$)	Loss (\$)	Gain (\$)
EOG RESOURCES INC	FIFO	15 000	Jan 09, 02	May 09, 13	2,060 89	280 86			1,780 03
EXPRESS SCRIPTS HLDG CO	FIFO	34 000	Feb 25, 08	Dec 31, 13	2,383 36	1,117 05			1,266 31
LOEWS CORP	FIFO	75 000	Jan 04, 02	Jul 02, 13	3,343.00	1,405 87			1,937 13
	FIFO	13 000	Jun 23, 03	Jul 02, 13	579 45	202 98			376 47
MONSANTO CO NEW	FIFO	14 000	Feb 05, 10	Jul 24, 13	1,433 62	1,058 76			374 86
	FIFO	20 000	Jun 08, 12	Jul 24, 13	2,048 03	1,571 20			476 83
	FIFO	6 000	Jun 08, 12	Dec 31, 13	696 80	471 36			225 44
	FIFO	2 000	Sep 24, 12	Dec 31, 13	232 27	181 47			50 80
	FIFO	7 000	Dec 24, 12	Dec 31, 13	812 94	650 88			162 06
OCCIDENTAL PETROLEUM CRP	FIFO	44 000	Sep 12, 03	Aug 13, 13	3,871 76	768 46			3,103 30
ORACLE CORP	FIFO	39 000	Jun 28, 12	Dec 31, 13	1,489 38	1,086 96			402 42
PRIZER INC	FIFO	24 000	Jan 19, 10	Jan 04, 13	623 22	478 05			145 17
	FIFO	16 000	Feb 16, 10	Jan 04, 13	415 48	283 46			132 02
	FIFO	64 000	Feb 16, 10	Jan 18, 13	1,692.50	1,133 84			558 66
POTASH CORP SASK INC	FIFO	34 000	Mar 29, 12	Sep 13, 13	1,125 30	1,534 91		-409 61	
CANADA CAD	FIFO	122 000	Mar 06, 01	Apr 25, 13	3,110 60	999 18			2,111 42
PROGRESSIVE CORP OHIO	FIFO	18 000	May 28, 08	Apr 19, 13	617 24	581 90			35 34
TEXAS INSTRUMENTS	FIFO	20 000	May 31, 06	Sep 09, 13	943 19	1,582 27			
TRANSOCEAN LTD CHF	FIFO	10 000	Jun 08, 12	Sep 09, 13	471 60	411 80		-639 08	
WALT DISNEY CO (HOLDING CO) DISNEY COM	FIFO	58 000	Aug 18, 11	Apr 26, 13	3,585 73	1,884 84			1,700 89
	FIFO	2 000	Aug 18, 11	Oct 17, 13	132 59	64 99			67 60
	FIFO	40 000	Jun 08, 12	Oct 17, 13	2,651 83	1,829 06			822 77
WELLS FARGO & CO NEW	FIFO	30 000	Mar 06, 01	Aug 05, 13	1,334 13	758 85			575 28
Total					\$53,971.19	\$31,276.38		-\$1,638.70	\$24,333.51
Net long-term capital gains or losses									\$22,694.81
Net capital gains/losses:									\$22,834.67



UBS Financial Services Inc
100 Crescent Court
Suite 600
Dallas TX 75201-1842

CPZ3000690775 1213 X1 TX 0

2013 Year End Summary

Account name: B HOLMAN FOUNDATION
Account number: TX 62887 11

Your Financial Advisor:
HORACE R NASH JR
Phone 214-220-0400/888-430-5579

B HOLMAN FOUNDATION
ATTN DOLORES MILLER PRES
4034 DALTON DRIVE
ROWLETT TX 75089-4589

Summary of gains and losses

	Amount (\$)
Short term	11,754.46
Long term	27,088.53
Total	\$38,842.99



ACCESS

Account name: B HOLMAN FOUNDATION
Account number: TX 62887 11

Your Financial Advisor:
HORACE R NASH JR
214-220-0400/888-430-5579

Realized gains and losses

Estimated 2013 gains and losses for transactions with trade dates through 12/31/13 have been incorporated into this statement. Please note that gain or loss recognized on the sale or redemption of certain Structured Products, like Contingent Debt Securities, may be ordinary, and not capital, gain or loss. Please check with your tax advisor. To calculate gains and losses, we liquidate the oldest security/lot first. This is known as the first-in, first-out or FIFO accounting method. We use this method unless you specified which tax lot to close when you placed your order. This is known as a versus purchases or VSP order.

See important information about your statement on the last page of this statement for more information. We may not adjust gains and losses for all capital changes. Cost basis for coupon tax-exempt municipal securities, include securities subject to AMT, has been adjusted for mandatory amortization of bond premium. Estimates in the Unclassified section can not be classified as short term or long term because information is missing, or the product is one in which the gain/loss calculation is not provided.

Short-term capital gains and losses

Security description	Method	Quantity or face value	Purchase date	Sale date	Sale amount (\$)	Cost basis (\$)	Wash sale cost basis adjustment(\$)	Loss (\$)	Gain (\$)
ABBOTT LABS	FIFO	1 000	Mar 23, 12	Jan 24, 13	32 73	28 91			3 82
	FIFO	6 000	Mar 27, 12	Jan 24, 13	196 40	176 76			19 64
	FIFO	5 000	Mar 28, 12	Jan 24, 13	163 67	146 00			17 67
	FIFO	5 000	May 11, 12	Jan 24, 13	163 67	149 61			14 06
	FIFO	5 000	May 14, 12	Jan 24, 13	163 66	147 88			15 78
	FIFO	3 000	Jun 20, 12	Jan 24, 13	98 20	90 54			7 66
	FIFO	4 000	Jul 20, 12	Jan 24, 13	130 94	125 06			5 88
	FIFO	16 000	Dec 28, 12	Jan 24, 13	523 73	496 99			26 74
	FIFO	4 000	Dec 28, 12	Jan 25, 13	131 12	124 25			6 87
	FIFO	70 000	Jan 04, 13	Jan 25, 13	2,294 61	2,314 75		-20 14	
	FIFO	1 000	Mar 23, 12	Jan 04, 13	34 40	31 34			3 06
	FIFO	6 000	Mar 27, 12	Jan 04, 13	206 39	191 69			14 70
	FIFO	5 000	Mar 28, 12	Jan 04, 13	172 00	158 33			13 67
	FIFO	5 000	May 11, 12	Jan 04, 13	171 99	162 23			9 76
FIFO	5 000	May 14, 12	Jan 04, 13	171 99	160 37			11 62	
FIFO	3 000	Jun 20, 12	Jan 04, 13	103 20	98 18			5 02	
FIFO	4 000	Jul 20, 12	Jan 04, 13	137 59	135 61			1 98	
FIFO	20 000	Dec 28, 12	Jan 04, 13	687 98	673 69			14 29	
ACCENTURE PLC IRELAND									
CL A	FIFO	4 000	Jan 30, 13	Jul 29, 13	290 14	290 10			0 04
	FIFO	3 000	Jan 30, 13	Jul 29, 13	217 42	217 58		-0 16	
	FIFO	1 000	Jan 31, 13	Jul 29, 13	72 47	72 59		-0 12	
	FIFO	9 000	Jan 31, 13	Jul 31, 13	665 06	653 31			11 75
	FIFO	16 000	Feb 01, 13	Aug 02, 13	1,190 13	1,174 66			15 47
	FIFO	4 000	Feb 01, 13	Aug 02, 13	297 52	293 66			3 86

continued next page



ACCESS

Account name: B HOLMAN FOUNDATION
Account number: TX 62887 11

Your Financial Advisor:
HORACE R NASH JR
214-220-0400/888-430-5579

Realized gains and losses (continued)

Short-term capital gains and losses (continued)

Security description	Method	Quantity or face value	Purchase date	Sale date	Sale amount (\$)	Cost basis (\$)	Wash sale cost basis adjustment(\$)	Loss (\$)	Gain (\$)
	FIFO	7 000	Feb 04, 13	Aug 02, 13	520 65	512 82			7 83
	FIFO	3 000	Feb 04, 13	Aug 05, 13	223 39	219 78			3 61
	FIFO	2 000	Feb 04, 13	Aug 05, 13	148 93	146 99			1 94
	FIFO	17 000	Feb 04, 13	Aug 05, 13	1,264 32	1,249 38			14 94
	FIFO	5 000	Feb 05, 13	Aug 05, 13	372 49	366 85			5 64
	FIFO	3 000	Feb 06, 13	Aug 05, 13	223 50	217 07			6 43
	FIFO	2 000	Feb 06, 13	Aug 06, 13	148 32	144 71			3 61
	FIFO	3 000	Feb 11, 13	Aug 06, 13	222 49	218 90			3 59
	FIFO	2 000	Feb 21, 13	Aug 06, 13	148 32	148 05			0 27
	FIFO	1 000	Feb 21, 13	Aug 06, 13	73 67	74 02		-0 35	
	FIFO	7 000	Mar 28, 13	Aug 06, 13	515 69	530 36		-14 67	
	FIFO	7 000	Apr 01, 13	Aug 06, 13	513 04	529 31		-16 27	
ACTAVIS INC COM									
MERGER-EFF-10/2013									
	FIFO	2 000	Jul 29, 13	Oct 01, 13	288 00	268 83			19 17
	FIFO	6 000	Jul 30, 13	Oct 01, 13	864 00	812 73			51 27
	FIFO	8 000	Jul 30, 13	Oct 01, 13	1,152 00	1,085 44			66 56
	FIFO	6 000	Jul 31, 13	Oct 01, 13	864 00	809 60			54 40
	FIFO	7 000	Jul 31, 13	Oct 01, 13	1,008 00	943 01			64 99
	FIFO	5 000	Aug 01, 13	Oct 01, 13	720 00	676 74			43 26
	FIFO	2 000	Aug 06, 13	Oct 01, 13	288 00	272 68			15 32
	FIFO	2 000	Aug 09, 13	Oct 01, 13	288 00	269 69			18 31
	FIFO	2 000	Aug 26, 13	Oct 01, 13	288 00	270 59			17 41
ACTAVIS PLC									
	FIFO	2 000	Oct 01, 13	Dec 17, 13	316 17	288 00			28 17
	FIFO	1 000	Oct 01, 13	Dec 17, 13	158 09	144 00			14 09
	FIFO	3 000	Oct 01, 13	Dec 17, 13	480 84	432 00			48 84
AFFILIATED MANAGERS GROUP									
	FIFO	2 000	Jul 11, 13	Oct 29, 13	404 09	340 81			63 28
	FIFO	2 000	Jul 11, 13	Nov 04, 13	397 24	340 80			56 44
	FIFO	2 000	Jul 12, 13	Nov 04, 13	397 23	344 10			53 13

continued next page



Account name: B HOLMAN FOUNDATION
 Account number: TX 62887 11

Your Financial Advisor:
 HORACE R NASH JR
 214-220-0400/888-430-5579

Realized gains and losses (continued)

Short-term capital gains and losses (continued)

Security description	Method	Quantity or face value	Purchase date	Sale date	Sale amount (\$)	Cost basis (\$)	Wash sale cost basis adjustment(\$)	Loss (\$)	Gain (\$)
AGILENT TECHNOLOGIES INC									
	FIFO	17 000	Jan 24, 13	May 03, 13	717 23	762 49		-45 26	
	FIFO	14 000	Jan 24, 13	May 06, 13	585 61	627 94		-42 33	
	FIFO	2 000	Jan 25, 13	May 06, 13	83 66	90 82		-7 16	
	FIFO	6 000	Jan 25, 13	May 08, 13	256 69	272 45		-15 76	
	FIFO	7 000	Jan 25, 13	May 09, 13	300 18	317 86		-17 68	
	FIFO	15 000	Jan 25, 13	Jun 07, 13	676 78	681 13		-4 35	
	FIFO	1 000	Jan 25, 13	Jun 10, 13	44 69	45 41		-0 72	
	FIFO	14 000	Jan 28, 13	Jun 10, 13	625 67	631 95		-6 28	
	FIFO	17 000	Jan 28, 13	Jun 10, 13	762 42	767 37		-4 95	
	FIFO	8 000	Jan 29, 13	Jun 11, 13	354 37	358 22		-3 85	
	FIFO	6 000	Feb 11, 13	Jun 11, 13	265 78	267 53		-1 75	
ALEXION PHARMACEUTICALS INC									
	FIFO	1 000	Nov 21, 12	Feb 06, 13	94 13	93 96			0 17
	FIFO	5 000	Dec 24, 12	Feb 06, 13	467 45	473 45		-6 00	
	FIFO	6 000	Dec 24, 12	Feb 07, 13	555 15	568 14		-12 99	
	FIFO	9 000	Dec 24, 12	Feb 07, 13	826 93	852 21		-25 28	
ALLERGAN INC									
	FIFO	1 000	May 03, 12	Mar 04, 13	109 08	94 00			15 08
	FIFO	1 000	May 04, 12	Mar 04, 13	109 07	93 40			15 67
	FIFO	3 000	May 04, 12	Apr 22, 13	339 54	280 18			59 36
	FIFO	3 000	May 04, 12	Apr 23, 13	344 40	280 19			64 21
	FIFO	3 000	Oct 02, 12	Jul 02, 13	251 55	276 95		-25 40	
	FIFO	1 000	Oct 23, 12	Jul 03, 13	84 10	90 66		-6 56	
	FIFO	1 000	Dec 24, 12	Jul 03, 13	84 09	92 00		-7 91	
	FIFO	3 000	Dec 24, 12	Jul 08, 13	257 16	275 98		-18 82	
	FIFO	9 000	Dec 24, 12	Jul 09, 13	775 98	827 96		-51 98	
	FIFO	12 000	Dec 24, 12	Jul 09, 13	1,045 20	1,103 94		-58 74	
ALLIANCE DATA SYSTEMS CORP									
	FIFO	2 000	May 01, 13	Nov 19, 13	497 90	341 75			156 15
AMAZON COM INC									
	FIFO	1 000	Aug 14, 12	Jul 22, 13	304 20	234 19			70 01

continued next page



ACCESS

Account name: B HOLMAN FOUNDATION
TX 62887 11

Your Financial Advisor
HORACE R NASH JR
214-220-0400/888-430-5579

Realized gains and losses (continued)
Short-term capital gains and losses (continued)

Security description	Method	Quantity or face value	Purchase date	Sale date	Sale amount (\$)	Cost basis (\$)	Wash sale cost basis adjustment(\$)	Loss (\$)	Gain (\$)
AMERIPRISE FINANCIAL INC	FIFO	3 000	Oct 22, 12	Mar 11, 13	216 03	173 65			42 38
	FIFO	4 000	Oct 23, 12	Mar 11, 13	288 04	228 22			59 82
	FIFO	3 000	Oct 23, 12	Mar 18, 13	222 88	171 17			51 71
	FIFO	1 000	Oct 23, 12	Mar 20, 13	74 94	57 05			17 89
	FIFO	2 000	Oct 23, 12	Mar 20, 13	149 89	114 49			35 40
	FIFO	2 000	Oct 23, 12	Apr 01, 13	145 98	114 48			31 50
	FIFO	2 000	Oct 24, 12	Apr 01, 13	145 98	114 83			31 15
	FIFO	9 000	Oct 24, 12	Apr 02, 13	657 90	516 75			141 15
	FIFO	7 000	Oct 25, 12	Apr 02, 13	512 88	420 00			92 88
	FIFO	2 000	Oct 25, 12	Apr 18, 13	140 14	120 00			20 14
	FIFO	5 000	Nov 05, 12	Apr 18, 13	350 36	300 21			50 15
	FIFO	3 000	Nov 15, 12	Apr 18, 13	210 22	173 67			36 55
	FIFO	2 000	Nov 15, 12	Apr 18, 13	139 99	115 78			24 21
	FIFO	2 000	Nov 19, 12	Apr 18, 13	139 99	119 44			20 55
	FIFO	2 000	Dec 12, 12	Apr 18, 13	139 98	125 23			14 75
	FIFO	14 000	Dec 24, 12	Apr 18, 13	979 92	875 47			104 45
	FIFO	21 000	Dec 24, 12	Apr 19, 13	1,485 46	1,313 21			172 25
AMGEN INC	FIFO	5 000	Jun 18, 13	Aug 21, 13	524 79	506 83			17 96
	FIFO	3 000	Jun 20, 13	Aug 21, 13	314 87	293 11			21 76
	FIFO	5 000	Jun 20, 13	Aug 21, 13	524 57	488 52			36 05
	FIFO	7 000	Jun 20, 13	Aug 22, 13	743 81	683 93			59 88
	FIFO	1 000	Jun 20, 13	Aug 22, 13	106 26	98 06			8 20
	FIFO	6 000	Jun 20, 13	Aug 22, 13	632 15	588 33			43 82
	FIFO	6 000	Jun 20, 13	Aug 23, 13	632 42	588 34			44 08
	FIFO	6 000	Jun 21, 13	Aug 23, 13	630 35	586 27			44 08
	FIFO	4 000	Jun 21, 13	Aug 26, 13	455 82	390 84			64 98
	FIFO	4 000	Jun 24, 13	Aug 26, 13	455 82	386 01			69 81
	FIFO	2 000	Jun 28, 13	Aug 26, 13	227 91	195 89			32 02
	FIFO	3 000	Jul 22, 13	Aug 26, 13	341 86	325 96			15 90

continued next page



ACCESS

Account name: B HOLMAN FOUNDATION
Account number: TX 62887 11

Your Financial Advisor:
HORACE R NASH JR
214-220-0400/888-430-5579

Realized gains and losses (continued)

Short-term capital gains and losses (continued)

Security description	Method	Quantity or face value	Purchase date	Sale date	Sale amount (\$)	Cost basis (\$)	Wash sale cost basis adjustment(\$)	Loss (\$)	Gain (\$)
ANHEUSER BUSCH INBEV SPON ADR	FIFO	5 000	Oct 02, 12	Jun 18, 13	470 55	441 22			29 33
	FIFO	5 000	Oct 02, 12	Jun 19, 13	468 23	442 10			26 13
	FIFO	3 000	Oct 03, 12	Jun 19, 13	280 93	262 81			18 12
	FIFO	4 000	Oct 03, 12	Jun 20, 13	356 82	350 42			6 40
	FIFO	6 000	Oct 04, 12	Jun 20, 13	535 22	531 88			3 34
	FIFO	1 000	Oct 04, 12	Jun 20, 13	87 89	88 65		-0 76	
	FIFO	3 000	Oct 04, 12	Jun 20, 13	263 65	265 99		-2 34	
	FIFO	5 000	Oct 05, 12	Jun 20, 13	439 43	453 20		-13 77	
	FIFO	1 000	Oct 15, 12	Jun 20, 13	87 88	86 90			0 98
	FIFO	2 000	Nov 05, 12	Jun 21, 13	174 68	164 60			10 08
	FIFO	2 000	Dec 12, 12	Jun 21, 13	174 69	175 61		-0 92	
	FIFO	3 000	Dec 24, 12	Jun 21, 13	262 02	261 51			0 51
	FIFO	15 000	Dec 24, 12	Jun 21, 13	1,304 75	1,307 55		-2 80	
	FIFO	7 000	Dec 24, 12	Jun 24, 13	593 85	610 19		-16 34	
BROADCOM CORP CL A	FIFO	27 000	Jun 01, 12	Jan 30, 13	913 37	859 30			54 07
	FIFO	4 000	Jun 01, 12	Jan 30, 13	135 31	126 91			8 40
	FIFO	23 000	Jun 01, 12	Jan 31, 13	779 10	729 74			49 36
	FIFO	1 000	Jun 01, 12	Feb 01, 13	32 71	31 73			0 98
	FIFO	12 000	Jun 18, 12	Feb 01, 13	392 58	416 52		-23 94	
	FIFO	3 000	Jun 22, 12	Feb 01, 13	98 14	101 27		-3 13	
	FIFO	50 000	Dec 24, 12	Feb 01, 13	1,635 72	1,649 82		-14 10	
	FIFO	5 000	Dec 28, 12	Feb 01, 13	163 57	163 43			0 14
CAPITAL ONE FINCL CORP	FIFO	17 000	Oct 23, 12	Jan 28, 13	952 72	1,011 57		-58 85	
	FIFO	9 000	Oct 23, 12	Jan 28, 13	505 16	541 33		-36 17	
	FIFO	3 000	Oct 24, 12	Jan 28, 13	168 38	180 60		-12 22	
	FIFO	4 000	Oct 24, 12	Jan 28, 13	223 96	240 79		-16 83	
	FIFO	3 000	Nov 19, 12	Jan 28, 13	167 98	173 67		-5 69	
	FIFO	2 000	Dec 12, 12	Jan 28, 13	111 98	117 49		-5 51	
	FIFO	9 000	Dec 24, 12	Jan 28, 13	503 92	525 96		-22 04	

continued next page



ACCESS

Account name: B HOLMAN FOUNDATION
Account number: TX 62887 11

Your Financial Advisor:
HORACE R NASH JR
214-220-0400/888-430-5579

Realized gains and losses (continued)
Short-term capital gains and losses (continued)

Security description	Method	Quantity or face value	Purchase date	Sale date	Sale amount (\$)	Cost basis (\$)	Wash sale cost basis adjustment(\$)	Loss (\$)	Gain (\$)
CBRE GROUP INC CL A	FIFO	21 000	Dec 24, 12	Jan 29, 13	1,165 11	1,227 24		-62 13	
	FIFO	13 000	Mar 22, 13	Oct 08, 13	287 98	322 64		-34 66	
	FIFO	17 000	Mar 22, 13	Oct 09, 13	374 01	421 92		-47 91	
	FIFO	3 000	Mar 22, 13	Oct 09, 13	66 06	74 46		-8 40	
	FIFO	13 000	Mar 25, 13	Oct 09, 13	286 26	325 95		-39 69	
	FIFO	18 000	Mar 25, 13	Oct 09, 13	401 70	451 31		-49 61	
	FIFO	3 000	Mar 25, 13	Oct 10, 13	68 12	75 22		-7 10	
	FIFO	14 000	Mar 26, 13	Oct 10, 13	317 91	348 79		-30 88	
	FIFO	17 000	Mar 26, 13	Oct 10, 13	385 42	423 53		-38 11	
	FIFO	3 000	Mar 26, 13	Oct 15, 13	67 44	74 74		-7 30	
	FIFO	12 000	Apr 03, 13	Oct 15, 13	269 77	286 92		-17 15	
	FIFO	4 000	Apr 03, 13	Oct 15, 13	89 76	95 64		-5 88	
	FIFO	8 000	Apr 17, 13	Oct 15, 13	179 51	190 99		-11 48	
	FIFO	12 000	Apr 17, 13	Oct 15, 13	268 72	286 48		-17 76	
	FIFO	1 000	Apr 18, 13	Oct 15, 13	22 39	23 67		-1 28	
	FIFO	14 000	Apr 18, 13	Oct 16, 13	317 55	331 44		-13 89	
	FIFO	8 000	Apr 18, 13	Oct 17, 13	182 08	189 39		-7 31	
FIFO	8 000	Apr 26, 13	Oct 17, 13	182 09	195 41		-13 32		
FIFO	1 000	Apr 29, 13	Oct 17, 13	22 76	24 28		-1 52		
FIFO	15 000	Apr 29, 13	Oct 18, 13	344 85	364 17		-19 32		
FIFO	1 000	May 22, 13	Oct 18, 13	22 99	25 08		-2 09		
FIFO	15 000	May 22, 13	Oct 21, 13	341 69	376 15		-34 46		
CBS CORP NEW CL B	FIFO	8 000	Aug 23, 12	Jun 07, 13	388 79	289 66			99 13
	FIFO	5 000	Aug 24, 12	Jun 07, 13	242 99	179 47			63 52
	FIFO	14 000	Aug 24, 12	Jun 07, 13	678 52	502 51			176 01
	FIFO	18 000	Aug 27, 12	Jun 07, 13	872 39	659 84			212 55
	FIFO	5 000	Aug 29, 12	Jun 07, 13	242 33	181 34			60 99
	FIFO	5 000	Aug 30, 12	Jun 07, 13	242 33	180 94			61 39
	FIFO	13 000	Sep 21, 12	Jun 07, 13	626 00	495 72			130 28

continued next page



Account name: B HOLMAN FOUNDATION
 Account number: TX 62887 11

Your Financial Advisor:
 HORACE R NASH JR
 214-220-0400/888-430-5579

Realized gains and losses (continued)

Short-term capital gains and losses (continued)

Security description	Method	Quantity or face value	Purchase date	Sale date	Sale amount (\$)	Cost basis (\$)	Wash sale cost basis adjustment (\$)	Loss (\$)	Gain (\$)
CELGENE CORP	FIFO	11 000	Dec 24, 12	Jun 07, 13	529 69	413 71			115 98
	FIFO	22 000	Dec 24, 12	Jun 10, 13	1,051 63	827 42			224 21
	FIFO	17 000	Dec 24, 12	Jun 10, 13	821 36	639 37			181 99
	FIFO	8 000	May 13, 13	Jun 10, 13	386 52	383 02			3 50
CELGENE CORP	FIFO	1 000	Aug 26, 13	Dec 30, 13	169 04	141 92			27 12
	FIFO	2 000	Aug 26, 13	Dec 30, 13	337 76	283 85			53 91
CISCO SYSTEMS INC	FIFO	29 000	Aug 14, 13	Aug 21, 13	701 79	701 79	-62 32		
	FIFO	2 000	Aug 14, 13	Aug 21, 13	48 46	48 46	-4 24		
	FIFO	20 000	Aug 14, 13	Aug 21, 13	484 61	484 61	-43 59		
	FIFO	10 000	Aug 14, 13	Aug 22, 13	240 00	240 00	-24 10		
	FIFO	11 000	Aug 14, 13	Aug 22, 13	263 99	263 99	-26 52		
	FIFO	19 000	Aug 14, 13	Aug 22, 13	456 94	456 94	-44 85		
	FIFO	2 000	Aug 14, 13	Aug 22, 13	48 10	52 58	-0 24	-4 48	
	FIFO	6 000	Aug 15, 13	Aug 22, 13	144 30	160 33	13 08	-16 03	
	FIFO	2 000	Aug 15, 13	Aug 23, 13	48 08	58 20	9 12	-10 12	
	FIFO	11 000	Aug 15, 13	Aug 23, 13	264 44	296 47	26 52	-32 03	
	FIFO	14 000	Aug 15, 13	Aug 23, 13	336 55	374 08	30 51	-37 53	
	FIFO	8 000	Aug 16, 13	Aug 23, 13	192 32	232 77	36 47	-40 45	
	FIFO	19 000	Aug 16, 13	Aug 23, 13	456 75	551 89	85 68	-95 14	
	FIFO	1 000	Aug 16, 13	Aug 23, 13	24 04	29 02	4 48	-4 98	
CONSTELLATION BRANDS INC CL A	FIFO	4 000	Apr 23, 13	Nov 25, 13	276 99	193 15			83 84
	FIFO	4 000	Apr 23, 13	Nov 26, 13	278 95	193 15			85 80
CROWN CASTLE INTL CORP	FIFO	6 000	Mar 09, 12	Jan 29, 13	439 32	324 04			115 28
	FIFO	6 000	Dec 24, 12	Oct 23, 13	443 89	428 13			15 76
	FIFO	9 000	Dec 24, 12	Oct 23, 13	665 42	642 20			23 22
	FIFO	20 000	Dec 24, 12	Oct 23, 13	1,486 97	1,427 11			59 86
	FIFO	10 000	Dec 24, 12	Oct 24, 13	741 77	713 55			28 22
	FIFO	4 000	Feb 22, 13	Oct 24, 13	296 71	279 11			17 60
FIFO	4 000	Mar 06, 13	Oct 24, 13	296 70	288 67			8 03	

continued next page



ACCESS

Account name: B HOLMAN FOUNDATION
Account number: TX 62887 11

Your Financial Advisor:
HORACE R NASH JR
214-220-0400/888-430-5579

Realized gains and losses (continued)

Short-term capital gains and losses (continued)

Security description	Method	Quantity or face value	Purchase date	Sale date	Sale amount (\$)	Cost basis (\$)	Wash sale cost basis adjustment(\$)	Loss (\$)	Gain (\$)
CUMMINS INC	FIFO	4 000	Apr 05, 13	Oct 24, 13	296 71	279 74			16 97
	FIFO	1 000	Oct 15, 12	Jun 20, 13	114 84	88 93			25 91
	FIFO	1 000	Oct 15, 12	Jun 20, 13	113 46	88 92			24 54
	FIFO	1 000	Oct 16, 12	Jun 20, 13	113 45	90 21			23 24
	FIFO	3 000	Oct 18, 12	Jun 21, 13	335 19	279 62			55 57
	FIFO	6 000	Dec 24, 12	Jul 08, 13	666 12	641 28			24 84
	FIFO	7 000	Dec 24, 12	Jul 09, 13	782 35	748 16			34 19
	FIFO	4 000	Dec 24, 12	Jul 09, 13	449 87	427 52			22 35
	FIFO	2 000	Dec 24, 12	Jul 09, 13	225 71	213 76			11 95
	FIFO	3 000	Jan 25, 13	Jul 09, 13	338 57	347 81		-9 24	
	FIFO	10 000	May 24, 13	Sep 11, 13	594 92	592 78			2 14
	CVS CAREMARK CORP	FIFO	2 000	May 24, 13	Oct 03, 13	113 44	118 56		-5 12
FIFO		11 000	May 24, 13	Oct 03, 13	623 95	647 68		-23 73	
FIFO		6 000	May 28, 13	Oct 03, 13	340 33	361 80		-21 47	
FIFO		4 000	May 28, 13	Oct 03, 13	227 02	241 20		-14 18	
FIFO		4 000	May 28, 13	Oct 03, 13	227 02	241 91		-14 89	
FIFO		7 000	May 28, 13	Oct 03, 13	396 02	423 33		-27 31	
FIFO		7 000	May 29, 13	Oct 03, 13	396 01	415 30		-19 29	
FIFO		12 000	May 29, 13	Oct 03, 13	679 31	711 93		-32 62	
FIFO		3 000	May 29, 13	Oct 03, 13	169 83	178 41		-8 58	
FIFO		6 000	May 29, 13	Oct 04, 13	342 20	356 83		-14 63	
FIFO		4 000	May 30, 13	Oct 04, 13	228 14	237 00		-8 86	
FIFO		1 000	May 30, 13	Oct 04, 13	56 91	59 25		-2 34	
CUMMINS INC	FIFO	8 000	Jun 13, 13	Oct 04, 13	455 31	470 14		-14 83	
	FIFO	1 000	Jun 14, 13	Oct 04, 13	56 91	59 68		-2 77	
	FIFO	5 000	Jun 14, 13	Oct 04, 13	284 35	298 38		-14 03	
	FIFO	3 000	Jun 14, 13	Oct 07, 13	169 48	179 03		-9 55	
	FIFO	9 000	Jun 19, 13	Oct 07, 13	508 42	541 35		-32 93	

continued next page



ACCESS

Account name: B HOLMAN FOUNDATION
TX 62887 11

Your Financial Advisor:
HORACE R NASH JR
214-220-0400/888-430-5579

Realized gains and losses (continued)

Short-term capital gains and losses (continued)

Security description	Method	Quantity or face value	Purchase date	Sale date	Sale amount (\$)	Cost basis (\$)	Wash sale cost basis adjustment (\$)	Loss (\$)	Gain (\$)
DANAHER CORP	FIFO	11 000	Dec 24, 12	Apr 23, 13	650 67	615 63			35 04
	FIFO	9 000	Dec 24, 12	Apr 23, 13	531 32	503 70			27 62
	FIFO	25 000	Dec 24, 12	Apr 24, 13	1,495 47	1,399 17			96 30
DOLLAR GEN CORP NEW	FIFO	1 000	Mar 20, 12	Feb 19, 13	44 02	45 16		-1 14	
	FIFO	7 000	Aug 31, 12	Jul 26, 13	375 50	356 49			19 01
	FIFO	1 000	Dec 24, 12	Jul 26, 13	53 64	43 61			10 03
	FIFO	7 000	Dec 24, 12	Jul 26, 13	376 18	305 25			70 93
	FIFO	11 000	Dec 24, 12	Jul 29, 13	593 99	479 68			114 31
	FIFO	5 000	Dec 24, 12	Jul 29, 13	270 07	218 03			52 04
	FIFO	10 000	Dec 24, 12	Jul 29, 13	535 41	436 08			99 33
	FIFO	10 000	Dec 24, 12	Jul 30, 13	540 02	436 07			103 95
	FIFO	11 000	Dec 24, 12	Jul 31, 13	597 23	479 68			117 55
	FIFO	10 000	Dec 24, 12	Jul 31, 13	545 54	436 07			109 47
EATON CORP PLC	FIFO	3 000	Jan 24, 13	Oct 07, 13	203 66	170 35			33 31
	FIFO	5 000	Jan 24, 13	Oct 14, 13	346 76	283 91			62 85
	FIFO	6 000	Jan 24, 13	Oct 15, 13	407 14	340 69			66 45
	FIFO	4 000	Jan 24, 13	Oct 15, 13	268 70	227 13			41 57
	FIFO	4 000	Jan 24, 13	Oct 16, 13	267 63	227 13			40 50
	FIFO	3 000	Jan 25, 13	Oct 16, 13	200 73	172 19			28 54
EBAY INC	FIFO	30 000	Dec 24, 12	Oct 17, 13	1,534 06	1,537 38		-3 32	
	FIFO	20 000	Dec 24, 12	Oct 18, 13	1,019 71	1,024 92		-5 21	
	FIFO	20 000	Dec 24, 12	Oct 18, 13	1,019 32	1,024 92		-5 60	
FACEBOOK INC CL A	FIFO	10 000	Jul 29, 13	Oct 29, 13	502 37	349 50			152 87
	FIFO	9 000	Jul 29, 13	Oct 29, 13	445 69	314 55			131 14
F5 NETWORKS INC	FIFO	3 000	Aug 05, 13	Oct 23, 13	257 68	265 50		-7 82	
	FIFO	3 000	Aug 06, 13	Oct 23, 13	257 68	265 50		-7 82	
	FIFO	4 000	Aug 06, 13	Oct 23, 13	343 57	353 71		-10 14	
	FIFO	2 000	Aug 06, 13	Oct 23, 13	174 02	176 86		-2 84	
	FIFO	5 000	Aug 06, 13	Oct 23, 13	435 06	442 50		-7 44	
	FIFO	1 000	Aug 07, 13	Oct 23, 13	87 01	88 50		-1 49	

continued next page



ACCESS

Account name: B HOLMAN FOUNDATION
Account number: TX 62887 11

Your Financial Advisor:
HORACE R NASH JR
214-220-0400/888-430-5579

Realized gains and losses (continued)

Short-term capital gains and losses (continued)

Security description	Method	Quantity or face value	Purchase date	Sale date	Sale amount (\$)	Cost basis (\$)	Wash sale cost basis adjustment(\$)	Loss (\$)	Gain (\$)
GRAINGER W W INC									
	FIFO	5 000	Aug 07, 13	Oct 24, 13	434 09	442 50		-8 41	
	FIFO	2 000	Aug 08, 13	Oct 24, 13	173 64	181 01		-7 37	
	FIFO	4 000	Aug 08, 13	Oct 24, 13	341 28	362 02		-20 74	
	FIFO	4 000	Aug 08, 13	Oct 24, 13	341 28	356 60		-15 32	
	FIFO	3 000	Aug 08, 13	Oct 25, 13	250 35	267 45		-17 10	
	FIFO	4 000	Aug 09, 13	Oct 25, 13	333 79	358 83		-25 04	
	FIFO	1 000	Aug 09, 13	Oct 25, 13	83 45	90 18		-6 73	
	FIFO	8 000	Aug 09, 13	Oct 25, 13	671 51	721 47		-49 96	
	FIFO	2 000	Apr 18, 13	Oct 07, 13	522 19	478 93			43 26
	FIFO	2 000	Apr 18, 13	Nov 18, 13	517 87	478 93			38 94
	FIFO	1 000	Apr 18, 13	Nov 19, 13	257 27	239 46			17 81
	FIFO	2 000	Apr 19, 13	Nov 19, 13	514 55	484 79			29 76
	FIFO	2 000	Apr 19, 13	Nov 20, 13	512 53	484 78			27 75
	FIFO	2 000	Apr 19, 13	Nov 20, 13	506 47	484 79			21 68
	FIFO	2 000	Apr 22, 13	Nov 21, 13	510 97	487 51			23 46
	FIFO	1 000	Apr 22, 13	Nov 21, 13	255 23	243 76			11 47
	FIFO	1 000	Apr 23, 13	Nov 21, 13	255 22	244 97			10 25
	FIFO	2 000	Apr 23, 13	Nov 22, 13	512 53	489 94			22 59
	FIFO	3 000	Apr 24, 13	Nov 22, 13	768 79	740 42			28 37
HCA HOLDINGS INC									
	FIFO	11 000	Jan 15, 13	Jun 24, 13	400 63	384 61			16 02
	FIFO	7 000	Jan 16, 13	Jun 24, 13	255 81	243 10			12 71
	FIFO	11 000	Jan 16, 13	Jun 26, 13	400 50	382 03			18 47
	FIFO	7 000	Jan 16, 13	Jun 26, 13	255 79	243 10			12 69
	FIFO	13 000	Jan 16, 13	Jun 27, 13	473 44	451 48			21 96
	FIFO	3 000	Jan 18, 13	Jun 27, 13	109 25	110 33		-1 08	
	FIFO	14 000	Jan 18, 13	Jun 27, 13	513 69	514 88		-1 19	
	FIFO	4 000	Jan 22, 13	Jun 27, 13	146 77	151 38		-4 61	
	FIFO	8 000	Jan 22, 13	Jun 27, 13	290 60	302 75		-12 15	
	FIFO	7 000	Jan 22, 13	Jun 28, 13	249 77	264 90		-15 13	

continued next page



ACCESS

Account name: B HOLMAN FOUNDATION
 Account number: TX 62887 11

Your Financial Advisor:
 HORACE R NASH JR
 214-220-0400/888-430-5579

Realized gains and losses (continued)

Short-term capital gains and losses (continued)

Security description	Method	Quantity or face value	Purchase date	Sale date	Sale amount (\$)	Cost basis (\$)	Wash sale cost basis adjustment(\$)	Loss (\$)	Gain (\$)
	FIFO	2 000	Jan 22, 13	Jun 28, 13	71 24	75 69		-4 45	
	FIFO	7 000	Jan 25, 13	Jun 28, 13	249 32	264 95		-15 63	
	FIFO	5 000	Feb 13, 13	Jun 28, 13	178 09	184 89		-6 80	
	FIFO	10,000	Feb 13, 13	Jun 28, 13	358 39	369 78		-11 39	
	FIFO	2,000	Feb 21, 13	Jun 28, 13	71 68	71 20			0 48
	FIFO	5 000	Feb 21, 13	Jul 01, 13	184 05	178 00			6 05
	FIFO	6 000	Mar 06, 13	Jul 01, 13	220 85	222 24		-1 39	
HERSHEY CO									
	FIFO	6 000	Jun 29, 12	Jan 24, 13	470 48	428 74			41 74
	FIFO	7 000	Jul 02, 12	Jan 24, 13	548 89	502 25			46 64
	FIFO	2 000	Jul 02, 12	Jan 25, 13	155 41	143 50			11 91
	FIFO	7 000	Jul 03, 12	Jan 25, 13	543 91	508 55			35 36
	FIFO	3 000	Jul 05, 12	Jan 25, 13	233 11	217 50			15 61
	FIFO	4 000	Jul 05, 12	Jan 28, 13	309 01	290 00			19 01
	FIFO	3 000	Jul 20, 12	Jan 28, 13	231 75	213 30			18 45
	FIFO	2 000	Jul 23, 12	Jan 28, 13	154 51	141 63			12 88
	FIFO	3 000	Dec 24, 12	Jan 28, 13	231 75	219 16			12 59
	FIFO	11 000	Dec 24, 12	Jan 29, 13	852 88	803 58			49 30
	FIFO	11 000	Dec 24, 12	Jan 30, 13	858 05	803 59			54 46
HERTZ GLOBAL HOLDINGS INC									
	FIFO	8 000	Nov 16, 12	Nov 08, 13	169 11	116 65			52 46
	FIFO	2 000	Dec 24, 12	Nov 08, 13	42 28	32 84			9 44
	FIFO	33 000	Dec 24, 12	Nov 08, 13	703 41	541 78			161 63
	FIFO	19 000	Dec 24, 12	Nov 11, 13	415 88	311 93			103 95
	FIFO	40 000	Dec 24, 12	Nov 11, 13	871 58	656 71			214 87
	FIFO	21 000	Dec 24, 12	Nov 12, 13	477 62	344 77			132 85
	FIFO	20 000	Dec 24, 12	Nov 13, 13	460 19	328 35			131 84
HOME DEPOT INC	FIFO	5 000	Dec 24, 12	Nov 19, 13	405 64	309 60			96 04
INTUITIVE SURGICAL INC NEW	FIFO	3 000	Dec 24, 12	Mar 26, 13	1,466 21	1,472 31		-6 10	

continued next page



ACCESS

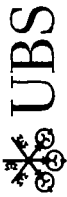
Account name: B HOLMAN FOUNDATION
TX 62887 11

Your Financial Advisor:
HORACE R NASH JR
214-220-0400/888-430-5579

Realized gains and losses (continued)
Short-term capital gains and losses (continued)

Security description	Method	Quantity or face value	Purchase date	Sale date	Sale amount (\$)	Cost basis (\$)	Wash sale cost basis adjustment (\$)	Loss (\$)	Gain (\$)
L BRANDS INC COM	FIFO	5 000	Jun 27, 12	May 28, 13	250 00	203 50			46 50
	FIFO	3 000	Sep 14, 12	May 28, 13	150 00	150 59		-0 59	
	FIFO	3 000	Sep 19, 12	May 28, 13	149 99	149 79			0 20
	FIFO	5 000	Sep 20, 12	May 28, 13	250 00	252 54		-2 54	
	FIFO	6 000	Sep 21, 12	May 28, 13	299 99	312 11		-12 12	
	FIFO	2 000	Oct 05, 12	May 28, 13	100 00	100 77		-0 77	
	FIFO	1 000	Oct 05, 12	May 30, 13	49 51	50 38		-0 87	
	FIFO	17 000	Dec 24, 12	May 30, 13	841 64	807 26			34 38
	FIFO	24 000	Dec 24, 12	May 31, 13	1,186 48	1,139 67			46 81
LIBERTY MEDIA CORP CL A	FIFO	3 000	Oct 01, 12	Jan 24, 13	330 09	283 48			46 61
	FIFO	4 000	Oct 02, 12	Jan 24, 13	440 13	380 33			59 80
	FIFO	4 000	Oct 03, 12	Jan 24, 13	440 12	383 35			56 77
	FIFO	6 000	Oct 04, 12	Jan 25, 13	662 59	592 07			70 52
	FIFO	1 000	Oct 05, 12	Jan 25, 13	110 43	96 55			13 88
	FIFO	2 000	Oct 11, 12	Jan 25, 13	220 87	194 22			26 65
	FIFO	12 000	Dec 24, 12	Jan 25, 13	1,325 18	1,239 52			85 66
	FIFO	8 000	Dec 24, 12	Jan 28, 13	880 42	826 35			54 07
LIBERTY MEDIA CORP COM **NAME CHANGE 01/ 2013**	FIFO	2 000	Sep 27, 12	Jan 02, 13	237 49	207 85			29 64
	FIFO	2 000	Sep 28, 12	Jan 03, 13	240 01	207 47			32 54
	FIFO	2 000	Sep 28, 12	Jan 08, 13	236 39	207 47			28 92
	FIFO	2 000	Sep 28, 12	Jan 08, 13	234 87	207 47			27 40
	FIFO	1 000	Oct 01, 12	Jan 08, 13	117 43	105 36			12 07
LIMITED BRANDS INC **NAME CHANGE 03/ 2013** CL A	FIFO	21 000	Apr 18, 12	Jan 17, 13	984 29	984 29	-49 04		
	FIFO	3 000	Apr 19, 12	Jan 17, 13	140 61	140 61	-5 98		
	FIFO	5 000	Apr 19, 12	Jan 31, 13	240 31	244 32		-4 01	

continued next page



ACCESS

Account name: B HOLMAN FOUNDATION
Account number: TX 62887 11

Your Financial Advisor:
HORACE R NASH JR
214-220-0400/888-430-5579

Realized gains and losses (continued)

Short-term capital gains and losses (continued)

Security description	Method	Quantity or face value	Purchase date	Sale date	Sale amount (\$)	Cost basis (\$)	Wash sale cost basis adjustment (\$)	Loss (\$)	Gain (\$)
LINKEDIN CORP CL A									
	FIFO	2 000	Nov 19, 12	Feb 08, 13	301 29	207 69			93 60
	FIFO	1 000	Nov 20, 12	Feb 08, 13	150 64	105 26			45 38
	FIFO	3 000	Nov 20, 12	Mar 18, 13	522 83	315 77			207 06
	FIFO	2 000	Nov 20, 12	Apr 01, 13	344 65	210 52			134 13
	FIFO	1 000	Nov 21, 12	Jul 19, 13	201 74	107 05			94 69
	FIFO	2 000	Nov 21, 12	Jul 19, 13	402 22	214 09			188 13
	FIFO	2 000	Nov 21, 12	Jul 29, 13	403 06	214 09			188 97
	FIFO	1 000	Nov 21, 12	Jul 30, 13	204 16	107 04			97 12
LULULEMON ATHLETICA INC									
	FIFO	4 000	Jun 11, 12	Apr 16, 13	280 38	259 26			21 12
	FIFO	1 000	Dec 12, 12	Apr 16, 13	70 10	74 86		-4 76	
	FIFO	2 000	Dec 24, 12	Apr 16, 13	140 19	150 92		-10 73	
	FIFO	18 000	Dec 24, 12	Apr 17, 13	1,276 87	1,358 28		-81 41	
MASTERCARD INC CL A									
	FIFO	2 000	Jul 31, 13	Nov 18, 13	1,515 11	1,227 61			287 50
	FIFO	1 000	Aug 01, 13	Nov 19, 13	753 25	643 59			109 66
	FIFO	2 000	Aug 01, 13	Dec 11, 13	1,587 68	1,287 17			300 51
	FIFO	1 000	Aug 02, 13	Dec 11, 13	793 14	643 90			149 24
	FIFO	1 000	Aug 02, 13	Dec 12, 13	785 23	643 90			141 33
	FIFO	1 000	Aug 02, 13	Dec 12, 13	785 23	646 08			139 15
	FIFO	2 000	Aug 02, 13	Dec 12, 13	1,567 25	1,292 16			275 09
	FIFO	1 000	Aug 09, 13	Dec 12, 13	783 63	642 36			141 27
	FIFO	1 000	Aug 21, 13	Dec 12, 13	784 75	625 49			159 26
	FIFO	1 000	Aug 26, 13	Dec 13, 13	784 19	620 46			163 73
MICROSOFT CORP									
	FIFO	18 000	Jun 07, 13	Aug 06, 13	566 45	638 82		-72 37	
	FIFO	19 000	Jun 07, 13	Aug 06, 13	597 92	672 90		-74 98	
	FIFO	8 000	Jun 07, 13	Aug 06, 13	251 76	284 52		-32 76	
	FIFO	43 000	Jun 07, 13	Aug 06, 13	1,353 68	1,529 31		-175 63	
	FIFO	4 000	Jun 07, 13	Aug 07, 13	125 92	142 26		-16 34	
	FIFO	39 000	Jun 10, 13	Aug 07, 13	1,227 77	1,386 50		-158 73	
	FIFO	16 000	Jun 10, 13	Aug 07, 13	501 43	568 82		-67 39	
	FIFO	22 000	Jun 19, 13	Aug 07, 13	689 47	770 00		-80 53	

continued next page



ACCESS

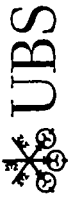
Account name: B HOLMAN FOUNDATION
 Account number: TX 62887 11

Your Financial Advisor:
 HORACE R NASH JR
 214-220-0400/888-430-5579

Realized gains and losses (continued)
 Short-term capital gains and losses (continued)

Security description	Method	Quantity or face value	Purchase date	Sale date	Sale amount (\$)	Cost basis (\$)	Wash sale cost basis adjustment(\$)	Loss (\$)	Gain (\$)
PRICELINE COM INC NEW	FIFO	5 000	Jul 02, 13	Aug 07, 13	156 70	170 15		-13 45	
	FIFO	2 000	Dec 24, 12	Jul 30, 13	1,780 04	1,234 88			545 16
	FIFO	1 000	Dec 28, 12	Jul 30, 13	888 60	611 24			277 36
	FIFO	1 000	Jun 19, 13	Jul 31, 13	888 04	834 56			53 48
QUALCOMM INC	FIFO	9 000	Dec 24, 12	May 02, 13	562.16	556 61			5 55
	FIFO	14 000	Dec 24, 12	May 02, 13	879 50	865 85			13 65
	FIFO	12 000	Dec 24, 12	May 02, 13	755 18	742 15			13 03
	FIFO	3 000	Feb 06, 13	May 02, 13	188 80	200 96		-12 16	
	FIFO	9 000	Feb 06, 13	May 03, 13	570 88	602 87		-31 99	
	FIFO	3 000	Feb 11, 13	May 03, 13	190 29	201 44		-11 15	
RALPH LAUREN CORP CL A	FIFO	2 000	May 15, 13	Aug 14, 13	353 76	374 26		-20 50	
	FIFO	1 000	May 16, 13	Aug 14, 13	176 88	186 23		-9 35	
	FIFO	4 000	May 16, 13	Aug 15, 13	699 80	744 90		-45 10	
	FIFO	1 000	May 16, 13	Aug 15, 13	173 61	186 22		-12 61	
	FIFO	3 000	May 16, 13	Aug 15, 13	520 83	556 84		-36 01	
	FIFO	4 000	May 16, 13	Aug 16, 13	696 26	742 46		-46 20	
	FIFO	3 000	May 17, 13	Aug 19, 13	515 70	562 03		-46 33	
	FIFO	2 000	May 22, 13	Aug 19, 13	343 81	383 05		-39 24	
	FIFO	2 000	May 24, 13	Aug 19, 13	343 80	363 94		-20 14	
	FIFO	1 000	May 28, 13	Aug 20, 13	170 84	180 73		-9 89	
SALESFORCE COM INC	FIFO	3 000	Jun 19, 13	Aug 20, 13	512 53	538 11		-25 58	
	FIFO	7 000	Nov 21, 12	Aug 19, 13	305 75	278 16			27 59
	FIFO	1 000	Nov 21, 12	Aug 20, 13	43 49	39 74			3 75
	FIFO	7 000	Nov 21, 12	Aug 20, 13	304 42	275 49			28 93
SANOFI SPON ADR	FIFO	5 000	Nov 21, 12	Aug 26, 13	217 76	196 78			20 98
	FIFO	10 000	Nov 21, 12	Aug 26, 13	435 53	395 09			40 44
	FIFO	5 000	Nov 21, 12	Oct 07, 13	261 65	197 55			64 10
	FIFO	6 000	Dec 13, 12	May 06, 13	318 08	282 39			35 69
	FIFO	3 000	Dec 13, 12	May 06, 13	159 91	141 20			18 71

continued next page



ACCESS

Account name: B HOLMAN FOUNDATION
Account number: TX 62887 11

Your Financial Advisor:
HORACE R NASH JR
214-220-0400/888-430-5579

Realized gains and losses (continued)

Short-term capital gains and losses (continued)

Security description	Method	Quantity or face value	Purchase date	Sale date	Sale amount (\$)	Cost basis (\$)	Wash sale cost basis adjustment (\$)	Loss (\$)	Gain (\$)
	FIFO	3 000	Dec 14, 12	May 06, 13	159 90	141 75			18 15
	FIFO	9 000	Dec 14, 12	Aug 27, 13	452 72	425 23			27 49
	FIFO	2 000	Dec 17, 12	Aug 27, 13	100 60	94 01			6 59
	FIFO	9 000	Dec 17, 12	Aug 27, 13	449 59	423 05			26 54
	FIFO	2 000	Dec 17, 12	Aug 28, 13	98 22	94 01			4 21
	FIFO	19 000	Dec 19, 12	Aug 28, 13	933 08	898 77			34 31
	FIFO	11 000	Dec 21, 12	Aug 28, 13	540 20	523 14			17 06
	FIFO	29 000	Dec 28, 12	Aug 28, 13	1,424 17	1,351 38			72 79
	FIFO	16 000	Dec 28, 12	Aug 28, 13	785 80	745 59			40 21
	FIFO	7 000	Jan 25, 13	Aug 28, 13	343 78	343 34			0 44
	FIFO	3 000	Feb 21, 13	Aug 28, 13	147 34	142 06			5 28
SERVICENOW INC	FIFO	4 000	Aug 22, 13	Oct 07, 13	216 30	185 17			31 13
SHERWIN WILLIAMS CO	FIFO	4 000	Apr 16, 13	Aug 06, 13	701 00	697 57			3 43
	FIFO	6 000	Apr 17, 13	Aug 07, 13	1,048 16	1,037 69			10 47
	FIFO	5 000	Apr 17, 13	Aug 07, 13	874 61	864 75			9 86
	FIFO	1 000	Apr 17, 13	Aug 07, 13	174 92	174 44			0 48
	FIFO	4 000	Apr 17, 13	Aug 08, 13	709 09	697 76			11 33
	FIFO	2 000	Apr 17, 13	Aug 08, 13	355 14	348 88			6 26
	FIFO	2 000	Apr 18, 13	Aug 08, 13	355 13	349 13			6 00
	FIFO	1 000	Apr 18, 13	Aug 08, 13	175 84	174 56			1 28
	FIFO	2 000	Apr 19, 13	Aug 08, 13	351 67	354 57		-2 90	
SIRIUS XM HLDGS INC COM	FIFO	27 000	Jun 26, 13	Dec 04, 13	100 02	89 24			10 78
	FIFO	221 000	Jun 27, 13	Dec 04, 13	818 68	744 39			74 29
	FIFO	3 000	Jun 27, 13	Dec 04, 13	11 11	10 23			0 88
	FIFO	188 000	Jun 27, 13	Dec 17, 13	643 88	641 25			2 63
	FIFO	77 000	Jun 28, 13	Dec 17, 13	263 72	260 30			3 42
	FIFO	164 000	Jun 28, 13	Dec 17, 13	565 92	554 40			11 52
	FIFO	96 000	Jun 28, 13	Dec 17, 13	331 27	326 09			5 18
	FIFO	150 000	Jun 28, 13	Dec 17, 13	515 37	509 52			5 85
	FIFO	74 000	Jul 02, 13	Dec 17, 13	254 24	254 56		-0 32	

continued next page



ACCESS

Account name: B HOLMAN FOUNDATION
 Account number: TX 62887 11

Your Financial Advisor:
 HORACE R NASH JR
 214-220-0400/888-430-5579

Realized gains and losses (continued)

Short-term capital gains and losses (continued)

Security description	Method	Quantity or face value	Purchase date	Sale date	Sale amount (\$)	Cost basis (\$)	Wash sale cost basis adjustment(\$)	Loss (\$)	Gain (\$)
	FIFO	15 000	Jul 03, 13	Dec 17, 13	51 54	51 30			0 24
	FIFO	58 000	Jul 03, 13	Dec 18, 13	194 35	198 36		-4 01	
	FIFO	117 000	Jul 09, 13	Dec 18, 13	392 06	415 35		-23 29	
	FIFO	77 000	Jul 11, 13	Dec 18, 13	258 02	280 28		-22 26	
	FIFO	7 000	Jul 25, 13	Dec 18, 13	23 46	25 93		-2 47	
	FIFO	63 000	Jul 25, 13	Dec 18, 13	213 56	233 38		-19 82	
	FIFO	71 000	Jul 29, 13	Dec 18, 13	240 68	266 25		-25 57	
	FIFO	71 000	Jul 30, 13	Dec 18, 13	240 67	266 96		-26 29	
	FIFO	68 000	Aug 16, 13	Dec 18, 13	230 51	252 28		-21 77	
	FIFO	8 000	Aug 16, 13	Dec 18, 13	27 04	29 68		-2 64	
	FIFO	90 000	Sep 16, 13	Dec 18, 13	304 18	347 40		-43 22	
	FIFO	78 000	Sep 24, 13	Dec 18, 13	263 63	300 30		-36 67	
	FIFO	96 000	Oct 08, 13	Dec 18, 13	324 46	378 24		-53 78	
SIRIUS XM RADIO INC									
NAME CHANGE 11/2013									
	FIFO	117 000	Jun 26, 13	Nov 05, 13	434 11	389 17			44 94
	FIFO	52 000	Jun 26, 13	Nov 05, 13	192 94	171 86			21 08
	FIFO	74 000	Jun 26, 13	Nov 06, 13	274 53	244 58			29 95
	FIFO	83 000	Jun 26, 13	Nov 08, 13	302 94	274 32			28 62
STARZ SER A									
	FIFO	3 000	Oct 01, 12	Jan 23, 13	47 21	32 59			14 62
	FIFO	4 000	Oct 02, 12	Jan 23, 13	62 94	43 73			19 21
	FIFO	4 000	Oct 03, 12	Jan 23, 13	62 94	44 08			18 86
	FIFO	6 000	Oct 04, 12	Jan 23, 13	94 41	68 08			26 33
	FIFO	1 000	Oct 05, 12	Jan 23, 13	15 73	11 10			4 63
	FIFO	2 000	Oct 11, 12	Jan 23, 13	31 47	22 33			9 14
	FIFO	20 000	Dec 24, 12	Jan 23, 13	314 71	237 53			77 18
UNION PACIFIC CORP									
	FIFO	1 000	Oct 23, 12	Oct 23, 13	154 35	122 11			32 24
	FIFO	3 000	Dec 24, 12	Oct 23, 13	463 05	375 26			87 79
	FIFO	10 000	Dec 24, 12	Oct 23, 13	1,538 79	1,250 87			287 92
	FIFO	5 000	Dec 24, 12	Oct 24, 13	773 31	625 43			147 88

continued next page



ACCESS

Account name: B HOLMAN FOUNDATION
Account number: TX 62887 11

Your Financial Advisor:
HORACE R NASH JR
214-220-0400/888-430-5579

Realized gains and losses (continued)

Short-term capital gains and losses (continued)

Security description	Method	Quantity or face value	Purchase date	Sale date	Sale amount (\$)	Cost basis (\$)	Wash sale cost basis adjustment(\$)	Loss (\$)	Gain (\$)
	FIFO	6 000	Dec 24, 12	Oct 24, 13	927 58	750 52			177 06
	FIFO	1 000	Feb 27, 13	Oct 24, 13	154 60	137 19			17 41
	FIFO	1 000	Feb 27, 13	Oct 24, 13	154 24	137 19			17 05
	FIFO	2 000	Mar 06, 13	Oct 24, 13	308 48	278 68			29 80
	FIFO	4 000	Apr 18, 13	Oct 24, 13	616 96	573 43			43 53
UNITEDHEALTH GROUP INC	FIFO	6 000	Aug 29, 12	Mar 04, 13	319 02	328 57		-9 55	
	FIFO	4 000	Aug 29, 12	Mar 04, 13	213 52	219 04		-5 52	
	FIFO	2 000	Aug 30, 12	Mar 04, 13	106 76	109 68		-2 92	
	FIFO	11 000	Aug 30, 12	Mar 06, 13	589 64	603 21		-13 57	
	FIFO	2 000	Aug 30, 12	Mar 06, 13	107 07	109 68		-2 61	
	FIFO	10 000	Aug 31, 12	Mar 06, 13	535 36	545 97		-10 61	
	FIFO	4 000	Aug 31, 12	Mar 07, 13	216 18	218 39		-2 21	
	FIFO	3 000	Oct 23, 12	Mar 07, 13	162 14	167 85		-5 71	
	FIFO	2 000	Nov 26, 12	Mar 07, 13	108 09	106 06			2 03
	FIFO	6 000	Dec 24, 12	Mar 07, 13	324 27	329 98		-5 71	
	FIFO	13 000	Dec 24, 12	Mar 08, 13	701 25	714 94		-13 69	
	FIFO	16 000	Dec 24, 12	Mar 11, 13	872 36	879 94		-7 58	
	FIFO	2 000	Jan 25, 13	Mar 11, 13	109 04	111 67		-2 63	
VIACOM INC NEW CL B	FIFO	10 000	Jun 07, 13	Sep 11, 13	820 27	678 55			141 72
	FIFO	9 000	Jun 07, 13	Nov 14, 13	735 46	610 70			124 76
	FIFO	4 000	Jun 07, 13	Nov 14, 13	326 87	270 78			56 09
	FIFO	6 000	Jun 07, 13	Nov 15, 13	485 81	406 17			79 64
	FIFO	1 000	Jun 10, 13	Nov 15, 13	80 97	67 74			13 23
	FIFO	8 000	Jun 10, 13	Nov 15, 13	642 49	541 92			100 57
	FIFO	3 000	Jun 11, 13	Nov 15, 13	240 94	202 75			38 19
	FIFO	5 000	Jun 11, 13	Nov 18, 13	398 94	337 92			61 02
	FIFO	7 000	Jun 11, 13	Nov 18, 13	560 98	473 09			87 89
	FIFO	6 000	Jun 11, 13	Nov 19, 13	479 77	405 50			74 27
	FIFO	7 000	Jun 11, 13	Nov 19, 13	559 79	473 09			86 70
	FIFO	2 000	Jun 11, 13	Nov 21, 13	160 87	135 17			25 70

continued next page



ACCESS

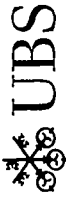
Account name: B HOLMAN FOUNDATION
 Account number: TX 62887 11

Your Financial Advisor:
 HORACE R NASH JR
 214-220-0400/888-430-5579

Realized gains and losses (continued)
 Short-term capital gains and losses (continued)

Security description	Method	Quantity or face value	Purchase date	Sale date	Sale amount (\$)	Cost basis (\$)	Wash sale cost basis adjustment(\$)	Loss (\$)	Gain (\$)
	FIFO	6 000	Jun 12, 13	Nov 21, 13	482 61	396 04			86 57
	FIFO	4 000	Jun 12, 13	Nov 21, 13	319 59	264 02			55 57
	FIFO	6 000	Jun 12, 13	Nov 22, 13	479 99	396 04			83 95
	FIFO	3 000	Jun 12, 13	Nov 22, 13	240 45	198 02			42 43
	FIFO	9 000	Jun 12, 13	Nov 22, 13	721 34	591 78			129 56
	FIFO	7 000	Jun 12, 13	Nov 25, 13	559 99	460 27			99 72
VISA INC CL A	FIFO	4 000	Sep 21, 12	Aug 01, 13	705 45	541 54			163 91
	FIFO	8 000	Dec 24, 12	Aug 01, 13	1,410 90	1,206 90			204 00
	FIFO	4 000	Dec 24, 12	Aug 26, 13	707 09	603 45			103 64
	FIFO	5 000	Dec 24, 12	Aug 27, 13	870 92	754 31			116 61
	FIFO	6 000	Dec 24, 12	Aug 27, 13	1,042 83	905 18			137 65
VMWARE INC CL A	FIFO	7 000	Sep 11, 12	Mar 28, 13	553 27	657 72		-104 45	
	FIFO	1 000	Sep 11, 12	Apr 19, 13	72 70	93 96		-21 26	
	FIFO	7 000	Sep 12, 12	Apr 19, 13	508 92	682 41		-173 49	
	FIFO	2 000	Sep 13, 12	Apr 19, 13	145 41	194 90		-49 49	
	FIFO	2 000	Sep 13, 12	Apr 22, 13	146 30	194 89		-48 59	
	FIFO	4 000	Sep 13, 12	Apr 22, 13	295 41	389 79		-94 38	
	FIFO	1 000	Oct 02, 12	Apr 22, 13	73 85	95 56		-21 71	
	FIFO	1 000	Oct 02, 12	Apr 23, 13	75 01	95 56		-20 55	
	FIFO	1 000	Oct 05, 12	Apr 23, 13	75 01	97 18		-22 17	
	FIFO	4 000	Oct 24, 12	Apr 23, 13	300 05	343 46		-43 41	
	FIFO	1 000	Oct 25, 12	Apr 23, 13	75 01	86 19		-11 18	
	FIFO	2 000	Nov 19, 12	Apr 23, 13	150 03	173 18		-23 15	
	FIFO	2 000	Dec 12, 12	Apr 23, 13	150 02	184 06		-34 04	
	FIFO	11 000	Dec 24, 12	May 01, 13	776 79	1,054 13		-277 34	
	FIFO	14 000	Dec 24, 12	May 02, 13	992 90	1,341 62		-348 72	
WHOLE FOODS MARKET INC	FIFO	4 000	May 21, 12	Feb 05, 13	378 89	341 02			37 87
	FIFO	1 000	May 21, 12	Feb 14, 13	87 59	85 25			2 34
	FIFO	5 000	May 22, 12	Feb 14, 13	437 94	435 45			2 49

continued next page



ACCESS

Account name: B HOLMAN FOUNDATION
Account number: TX 62887 11

Your Financial Advisor:
HORACE R NASH JR
214-220-0400/888-430-5579

Realized gains and losses (continued)

Short-term capital gains and losses (continued)

Security description	Method	Quantity or face value	Purchase date	Sale date	Sale amount (\$)	Cost basis (\$)	Wash sale cost basis adjustment(\$)	Loss (\$)	Gain (\$)
	FIFO	7 000	May 23, 12	Feb 14, 13	613 11	601 44			11 67
	FIFO	3 000	May 23, 12	Feb 14, 13	262 76	256 35			6 41
	FIFO	5 000	May 23, 12	Apr 25, 13	441 24	427 26			13 98
	FIFO	2 000	Jul 12, 12	Apr 25, 13	176 49	187 48		-10 99	
	FIFO	1 000	Jul 20, 12	Apr 25, 13	88 25	84 39			3 86
	FIFO	2 000	Jul 23, 12	Apr 25, 13	176 50	166 93			9 57
	FIFO	2 000	Aug 29, 12	Apr 25, 13	176 49	195 52		-19 03	
	FIFO	1 000	Oct 05, 12	Apr 25, 13	88 25	100 84		-12 59	
	FIFO	2 000	Oct 15, 12	Apr 26, 13	176 99	194 84		-17 85	
	FIFO	3 000	Nov 05, 12	Apr 29, 13	265 26	291 50		-26 24	
	FIFO	13 000	Dec 24, 12	Apr 29, 13	1,149 48	1,181 25		-31 77	
	FIFO	8 000	Dec 24, 12	Apr 30, 13	704 32	726 92		-22 60	
	FIFO	9 000	Dec 24, 12	May 01, 13	800 25	817 78		-17 53	
WILLIAMS COS INC (DEL)	FIFO	7 000	Jun 11, 12	Jun 03, 13	245 68	207 01			38 67
	FIFO	37 000	Dec 24, 12	Jun 03, 13	1,298 61	1,200 53			98 08
	FIFO	13 000	Dec 24, 12	Jun 04, 13	453 46	421 81			31 65
	FIFO	1 000	Jan 25, 13	Jun 04, 13	34 88	34 47			0 41
	FIFO	5 000	Jan 25, 13	Jun 05, 13	171 02	172 34		-1 32	
	FIFO	14 000	Mar 08, 13	Jun 05, 13	478 87	485 12		-6 25	
Total					\$219,044.12	\$207,289.66		-\$4,926.33	\$16,680.79
Net short-term capital gains and losses									\$11,754.46

Long-term capital gains and losses

Security description	Method	Quantity or face value	Purchase date	Sale date	Sale amount (\$)	Cost basis (\$)	Wash sale cost basis adjustment(\$)	Loss (\$)	Gain (\$)
ALEXION PHARMACEUTICALS INC	FIFO	5 000	Aug 15, 11	Feb 05, 13	476 89	265 75			211 14
	FIFO	6 000	Aug 16, 11	Feb 05, 13	572 27	311 63			260 64
	FIFO	1 000	Aug 18, 11	Feb 05, 13	95 38	50 00			45 38
	FIFO	4 000	Aug 18, 11	Feb 05, 13	381 24	200 00			181 24

continued next page



ACCESS

Account name: B HOLMAN FOUNDATION
TX 62887 11

Your Financial Advisor:
HORACE R NASH JR
214-220-0400/888-430-5579

Realized gains and losses (continued)

Long-term capital gains and losses (continued)

Security description	Method	Quantity or face value	Purchase date	Sale date	Sale amount (\$)	Cost basis (\$)	Wash sale cost basis adjustment(\$)	Loss (\$)	Gain (\$)
ALLERGAN INC	FIFO	1 000	Dec 22, 11	Feb 05, 13	95 31	67 30			28 01
	FIFO	2 000	Dec 22, 11	Feb 06, 13	188 27	134 60			53 67
	FIFO	4 000	Dec 23, 11	Feb 06, 13	376 53	274 45			102 08
	FIFO	5 000	May 04, 12	Jun 24, 13	420 94	466 97		-46 03	
	FIFO	7 000	May 07, 12	Jun 24, 13	589 32	655 56		-66 24	
	FIFO	3 000	May 07, 12	Jun 26, 13	257 77	280 96		-23 19	
APPLE INC	FIFO	3 000	May 07, 12	Jun 28, 13	254 51	280 95		-26 44	
	FIFO	2 000	May 21, 12	Jun 28, 13	169 68	179 56		-9 88	
	FIFO	1 000	Jan 29, 09	Feb 06, 13	457 51	93 56			363 95
	FIFO	1 000	Jan 29, 09	Feb 27, 13	448 06	93 57			354 49
	FIFO	1 000	Jan 29, 09	Jun 19, 13	427 51	93 56			333 95
	FIFO	1 000	Mar 18, 09	Jun 19, 13	427 50	101 23			326 27
CROWN CASTLE INTL CORP	FIFO	2 000	Mar 18, 09	Jun 20, 13	845 09	202 47			642 62
	FIFO	1 000	Apr 29, 09	Jun 20, 13	422 55	124 94			297 61
	FIFO	1 000	Apr 29, 09	Jun 20, 13	419 39	124 94			294 45
	FIFO	1 000	May 27, 09	Jun 20, 13	419 39	133 40			285 99
	FIFO	1 000	May 27, 09	Jun 21, 13	412 00	133 41			278 59
	FIFO	1 000	May 27, 09	Sep 16, 13	453 02	133 40			319 62
	FIFO	2 000	Oct 15, 09	Sep 16, 13	906 04	380 07			525 97
	FIFO	1 000	Oct 15, 09	Sep 17, 13	457 60	190 03			267 57
	FIFO	1 000	Oct 21, 09	Sep 17, 13	457 59	205 46			252 13
	FIFO	2 000	Oct 21, 09	Dec 30, 13	1,105 60	410 93			694 67
	FIFO	1 000	Jun 11, 12	Dec 30, 13	555 36	555 36	-27 55		
	FIFO	1 000	Jun 20, 12	Dec 30, 13	555 35	555 35	-29 77		
	FIFO	6 000	Mar 09, 12	May 29, 13	430 93	324 03			106 90
	FIFO	2 000	Mar 12, 12	May 29, 13	143 64	110 19			33 45
FIFO	5 000	Mar 12, 12	May 29, 13	357 25	275 48			81 77	
FIFO	5 000	Mar 12, 12	May 30, 13	362 78	275 47			87 31	
FIFO	1 000	Mar 12, 12	Jul 31, 13	69 76	55 10			14 66	

continued next page



ACCESS

Account name: B HOLMAN FOUNDATION
Account number: TX 62887 11

Your Financial Advisor
HORACE R NASH JR
214-220-0400/888-430-5579

Realized gains and losses (continued)

Long-term capital gains and losses (continued)

Security description	Method	Quantity or face value	Purchase date	Sale date	Sale amount (\$)	Cost basis (\$)	Wash sale cost basis adjustment(\$)	Loss (\$)	Gain (\$)
	FIFO	2 000	Mar 14, 12	Jul 31, 13	139 53	105 04			34 49
	FIFO	1 000	Mar 14, 12	Jul 31, 13	70 69	52 52			18 17
	FIFO	3 000	Mar 20, 12	Jul 31, 13	212 09	158 23			53 86
	FIFO	2 000	Mar 26, 12	Jul 31, 13	141 39	107 40			33 99
	FIFO	1 000	Apr 16, 12	Jul 31, 13	70 69	54 23			16 46
	FIFO	7 000	Apr 16, 12	Aug 01, 13	490 08	379 60			110 48
	FIFO	6 000	Apr 16, 12	Oct 23, 13	443 89	325 37			118 52
	FIFO	4 000	May 03, 12	Oct 23, 13	295 92	226 51			69 41
	FIFO	5 000	May 21, 12	Oct 23, 13	369 91	266 74			103 17
CUMMINS INC	FIFO	3 000	Jul 12, 10	Feb 06, 13	359 58	211 28			148 30
	FIFO	1 000	Jul 12, 10	Apr 18, 13	106 34	70 43			35 91
	FIFO	1 000	Jul 13, 10	Apr 18, 13	106 34	72 48			33 86
	FIFO	5 000	Jul 13, 10	Apr 19, 13	533 59	362 40			171 19
	FIFO	5 000	Jul 14, 10	Jun 19, 13	584 82	368 78			216 04
	FIFO	1 000	Feb 07, 11	Jun 19, 13	116 96	111 80			5 16
	FIFO	2 000	Feb 07, 11	Jun 20, 13	229 69	223 59			6 10
	FIFO	2 000	Apr 21, 11	Jun 20, 13	229 69	217 24			12 45
DANAHER CORP	FIFO	3 000	May 03, 11	Feb 11, 13	181 26	165 04			16 22
	FIFO	7 000	May 04, 11	Feb 11, 13	422 95	384 30			38 65
	FIFO	4 000	May 04, 11	Apr 18, 13	232 88	219 60			13 28
	FIFO	3 000	Jun 03, 11	Apr 18, 13	174 67	156 45			18 22
	FIFO	3 000	Jun 15, 11	Apr 18, 13	174 66	155 42			19 24
	FIFO	11 000	Jun 15, 11	Apr 18, 13	638 89	569 89			69 00
	FIFO	1 000	Jun 15, 11	Apr 19, 13	58 46	51 81			6 65
	FIFO	10 000	Jun 15, 11	Apr 19, 13	584 61	517 09			67 52
	FIFO	9 000	Jun 15, 11	Apr 22, 13	532 38	465 39			66 99
	FIFO	4 000	Jul 21, 11	Apr 22, 13	236 62	209 12			27 50
	FIFO	5 000	Oct 07, 11	Apr 23, 13	295 76	212 19			83 57
	FIFO	5 000	Mar 07, 12	Apr 23, 13	295 76	260 78			34 98

continued next page



ACCESS

Account name: B. HOLMAN FOUNDATION
 Account number: TX 62887 11

Your Financial Advisor:
 HORACE R NASH JR
 214-220-0400/888-430-5579

Realized gains and losses (continued)

Long-term capital gains and losses (continued)

Security description	Method	Quantity or face value	Purchase date	Sale date	Sale amount (\$)	Cost basis (\$)	Wash sale cost basis adjustment (\$)	Loss (\$)	Gain (\$)
DOLLAR GEN CORP NEW	FIFO	7 000	Sep 16, 11	Jan 24, 13	323 73	268 11			55 62
	FIFO	3 000	Sep 19, 11	Jan 24, 13	138 74	113 10			25 64
	FIFO	5 000	Sep 19, 11	Feb 05, 13	225 41	188 49			36 92
	FIFO	3 000	Oct 05, 11	Feb 05, 13	135 24	112 27			22 97
	FIFO	2 000	Oct 05, 11	Feb 05, 13	90 66	74 84			15 82
	FIFO	11 000	Dec 20, 11	Feb 05, 13	498 61	448 33			50 28
	FIFO	1 000	Dec 20, 11	Feb 19, 13	44 02	40 76			3 26
	FIFO	5 000	Jan 31, 12	Feb 19, 13	220 10	212 47			7 63
	FIFO	6 000	Feb 16, 12	Feb 19, 13	264 13	252 00			12 13
	FIFO	4 000	Mar 20, 12	Jun 19, 13	209 06	180 65			28 41
	FIFO	4 000	Mar 26, 12	Jun 19, 13	209 07	189 23			19 84
	FIFO	2 000	Mar 29, 12	Jun 19, 13	104 53	92 50			12 03
	FIFO	4 000	Mar 29, 12	Jul 22, 13	214 00	185 00			29 00
	FIFO	5 000	Mar 29, 12	Jul 23, 13	268 75	231 25			37 50
	FIFO	11 000	Mar 29, 12	Jul 23, 13	589 04	508 75			80 29
	FIFO	5 000	Jun 25, 12	Jul 23, 13	267 47	264 87			2 60
	FIFO	1 000	Jun 25, 12	Jul 26, 13	53 64	52 97			0 67
EBAY INC	FIFO	5 000	Dec 08, 11	Feb 05, 13	283 15	156 59			126 56
	FIFO	10 000	Dec 08, 11	Feb 21, 13	543 88	313 16			230 72
	FIFO	1 000	Dec 08, 11	Feb 22, 13	54 90	31 32			23 58
	FIFO	9 000	Dec 09, 11	Feb 22, 13	494 05	284 28			209 77
	FIFO	12 000	Dec 09, 11	Sep 16, 13	650 96	379 03			271 93
	FIFO	10 000	Dec 09, 11	Sep 16, 13	536 89	315 86			221 03
	FIFO	4 000	Dec 09, 11	Oct 17, 13	206 45	126 35			80 10
	FIFO	9 000	Dec 19, 11	Oct 17, 13	464 52	273 92			190 60
	FIFO	3 000	Feb 16, 12	Oct 17, 13	154 84	102 48			52 36
	FIFO	9 000	Feb 16, 12	Oct 17, 13	462 35	307 44			154 91
	FIFO	7 000	Feb 21, 12	Oct 17, 13	359 61	245 75			113 86
	FIFO	2 000	Feb 21, 12	Oct 17, 13	102 27	70 22			32 05

continued next page



ACCESS

Account name: B HOLMAN FOUNDATION
TX 62887 11

Your Financial Advisor:
HORACE R NASH JR
214-220-0400/888-430-5579

Realized gains and losses (continued)

Long-term capital gains and losses (continued)

Security description	Method	Quantity or face value	Purchase date	Sale date	Sale amount (\$)	Cost basis (\$)	Wash sale cost basis adjustment (\$)	Loss (\$)	Gain (\$)
	FIFO	5 000	Mar 14, 12	Oct 17, 13	255 68	187 40			68 28
	FIFO	9 000	Jun 11, 12	Oct 17, 13	460 22	373 86			86 36
GILEAD SCIENCES INC	FIFO	10 000	Jan 18, 12	Feb 01, 13	404 89	236 99			167 90
	FIFO	10 000	Jan 18, 12	Mar 20, 13	444 38	236 98			207 40
	FIFO	6 000	Jan 19, 12	Mar 20, 13	266 62	141 69			124 93
	FIFO	6 000	Jan 19, 12	Apr 01, 13	288 65	141 70			146 95
	FIFO	5 000	Jan 19, 12	Jul 22, 13	299 61	118 08			181 53
	FIFO	14 000	Jan 19, 12	Jul 23, 13	832 13	330 62			501 51
	FIFO	8 000	Jan 19, 12	Nov 22, 13	594 02	188 92			405 10
	FIFO	4 000	Jan 19, 12	Nov 27, 13	298 91	94 47			204 44
	FIFO	6 000	Jan 19, 12	Dec 02, 13	446 16	141 69			304 47
	FIFO	5 000	Jan 19, 12	Dec 04, 13	359 39	118 08			241 31
	FIFO	3 000	Jul 12, 12	Dec 04, 13	215 63	74 93			140 70
GOOGLE INC CL A	FIFO	1 000	Oct 18, 10	Sep 27, 13	873 98	615 95			258 03
HERTZ GLOBAL HOLDINGS INC	FIFO	1 000	Apr 15, 11	Jan 29, 13	18 48	16 85			1 63
	FIFO	11 000	Apr 18, 11	Jan 29, 13	203 30	183 09			20 21
	FIFO	7 000	Apr 18, 11	Feb 06, 13	128 68	116 51			12 17
	FIFO	7 000	Apr 19, 11	Feb 06, 13	128 68	117 22			11 46
	FIFO	11 000	Apr 19, 11	Mar 20, 13	233 88	184 21			49 67
	FIFO	17 000	Apr 19, 11	Mar 20, 13	361 46	287 08			74 38
	FIFO	2 000	Apr 19, 11	Apr 11, 13	47 94	33 77			14 17
	FIFO	14 000	Apr 20, 11	Apr 11, 13	335 60	241 49			94 11
	FIFO	3 000	Apr 20, 11	Apr 22, 13	70 38	51 75			18 63
	FIFO	7 000	Apr 27, 11	Apr 22, 13	164 23	119 66			44 57
	FIFO	2 000	Apr 27, 11	Nov 05, 13	41 62	35 59	1 40		6 03
	FIFO	9 000	Apr 27, 11	Nov 05, 13	187 25	153 85			33 40
	FIFO	16 000	May 03, 11	Nov 05, 13	332 89	269 94			62 95
	FIFO	14 000	Aug 31, 11	Nov 05, 13	302 96	157 35			145 61
	FIFO	12 000	Sep 01, 11	Nov 05, 13	259 68	134 52			125 16

continued next page



ACCESS

Account name: B HOLMAN FOUNDATION
Account number: TX 62887 11

Your Financial Advisor:
HORACE R NASH JR
214-220-0400/888-430-5579

Realized gains and losses (continued)

Long-term capital gains and losses (continued)

Security description	Method	Quantity or face value	Purchase date	Sale date	Sale amount (\$)	Cost basis (\$)	Wash sale cost basis adjustment (\$)	Loss (\$)	Gain (\$)
	FIFO	1 000	Sep 01, 11	Nov 07, 13	21 37	11 21			10 16
	FIFO	5 000	Mar 07, 12	Nov 07, 13	106 85	69 93			36 92
	FIFO	1 000	May 21, 12	Nov 07, 13	21 37	14 37	1 43		7 00
	FIFO	4 000	May 21, 12	Nov 07, 13	85 47	58 69	6 95		26 78
	FIFO	7 000	May 21, 12	Nov 07, 13	149 59	90 55			59 04
	FIFO	10 000	Aug 29, 12	Nov 07, 13	213 70	145 11			68 59
	FIFO	2 000	Aug 30, 12	Nov 07, 13	42 74	28 70			14 04
	FIFO	6 000	Aug 30, 12	Nov 08, 13	126 84	86 11			40 73
	FIFO	2 000	Nov 16, 12	Nov 08, 13	42 28	31 68	2 52		10 60
	FIFO	3 000	Nov 16, 12	Nov 08, 13	63 42	48 11	4 36		15 31
HOME DEPOT INC	FIFO	11 000	Jun 18, 12	Sep 09, 13	808 27	575 63			232 64
	FIFO	7 000	Jun 18, 12	Nov 04, 13	537 37	366 31			171 06
	FIFO	6 000	Jun 18, 12	Nov 12, 13	456 35	313 98			142 37
	FIFO	1 000	Jun 22, 12	Nov 12, 13	76 06	51 79			24 27
	FIFO	4 000	Jun 22, 12	Nov 12, 13	304 35	207 16			97 19
	FIFO	2 000	Jun 27, 12	Nov 13, 13	153 44	103 15			50 29
	FIFO	2 000	Sep 21, 12	Nov 13, 13	153 43	119 69			33 74
	FIFO	1 000	Sep 21, 12	Nov 18, 13	79 76	59 85			19 91
	FIFO	5 000	Oct 04, 12	Nov 18, 13	398 81	309 54			89 27
	FIFO	1 000	Oct 04, 12	Nov 19, 13	81 13	61 91			19 22
INTUITIVE SURGICAL INC	FIFO	1 000	Feb 02, 12	Mar 22, 13	485 03	484 63			0 40
NEW	FIFO	1 000	Feb 03, 12	Mar 22, 13	485 03	490 79		-5 76	
	FIFO	2 000	Feb 06, 12	Mar 25, 13	981 39	985 18		-3 79	
L BRANDS INC COM	FIFO	11 000	Apr 19, 12	May 15, 13	558 65	537 51			21 14
	FIFO	1 000	Apr 19, 12	May 16, 13	50 78	48 86			1 92
	FIFO	8 000	Apr 23, 12	May 16, 13	406 25	386 46			19 79
	FIFO	6 000	Apr 24, 12	May 16, 13	304 69	293 12			11 57
	FIFO	3 000	May 14, 12	May 28, 13	150 00	144 03			5 97

continued next page



ACCESS

Account name: B HOLMAN FOUNDATION
TX 62887 11

Your Financial Advisor:
HORACE R NASH JR
214-220-0400/888-430-5579

Realized gains and losses (continued)

Long-term capital gains and losses (continued)

Security description	Method	Quantity or face value	Purchase date	Sale date	Sale amount (\$)	Cost basis (\$)	Wash sale cost basis adjustment(\$)	Loss (\$)	Gain (\$)
	FIFO	3 000	May 17, 12	May 28, 13	149 99	141 70			8 29
	FIFO	1 000	Dec 24, 12	May 31, 13	49 44	49 83	2 34	-0 39	
	FIFO	11 000	Dec 24, 12	May 31, 13	550 55	548 02	25 68		2 53
	FIFO	9 000	Dec 24, 12	Jun 03, 13	452 03	448 40	21 02		3 63
	FIFO	3 000	Dec 24, 12	Jun 03, 13	150 68	148 44	5 98		2 24
LULULEMON ATHLETICA INC	FIFO	2 000	Oct 05, 11	Apr 05, 13	127 52	98 99			28 53
	FIFO	8 000	Oct 06, 11	Apr 05, 13	510 07	410 05			100 02
	FIFO	4 000	Oct 06, 11	Apr 16, 13	280 09	205 03			75 06
	FIFO	6 000	Nov 21, 11	Apr 16, 13	420 57	286 17			134 40
	FIFO	5 000	Dec 07, 11	Apr 16, 13	350 48	226 49			123 99
MONSANTO CO NEW	FIFO	5 000	Jul 11, 11	May 07, 13	538 61	375 57			163 04
	FIFO	1 000	Jul 22, 11	May 07, 13	107 72	75 38			32 34
	FIFO	3 000	Jul 22, 11	May 21, 13	320 88	226 13			94 75
	FIFO	2 000	Jul 22, 11	May 29, 13	209 17	150 75			58 42
	FIFO	4 000	Sep 13, 11	May 29, 13	418 35	268 04			150 31
	FIFO	5 000	Oct 05, 11	May 31, 13	508 63	324 97			183 66
	FIFO	5 000	Oct 05, 11	Nov 04, 13	519 50	324 98			194 52
	FIFO	3 000	Oct 05, 11	Nov 04, 13	311 22	194 98			116 24
	FIFO	2 000	Jan 04, 12	Nov 04, 13	207 48	143 08			64 40
PIONEER NAT RES CO	FIFO	2 000	Jan 13, 12	Feb 06, 13	248 18	191 81			56 37
	FIFO	5 000	Jan 13, 12	May 06, 13	666 61	479 52			187 09
	FIFO	1 000	Jan 13, 12	Oct 07, 13	198 50	95 90			102 60
	FIFO	2 000	Jan 13, 12	Oct 07, 13	396 29	193 99			202 30
	FIFO	2 000	Jan 13, 12	Oct 22, 13	419 92	193 99			225 93
PRECISION CASTPARTS CORP	FIFO	1 000	Apr 27, 10	Jan 02, 13	190 82	130 83			59 99
	FIFO	1 000	Apr 27, 10	Jan 16, 13	183 25	130 82			52 43
	FIFO	2 000	Apr 27, 10	Jan 17, 13	365 37	264 36			101 01
	FIFO	1 000	Apr 27, 10	Jan 24, 13	190 51	132 18			58 33
	FIFO	1 000	Apr 28, 10	Jan 24, 13	190 51	131 13			59 38
	FIFO	4 000	Apr 30, 10	Jan 24, 13	762 05	516 14			245 91

continued next page



ACCESS

Account name: B HOLMAN FOUNDATION
 Account number: TX 62887 11

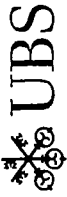
Your Financial Advisor:
 HORACE R NASH JR
 214-220-0400/888-430-5579

Realized gains and losses (continued)

Long-term capital gains and losses (continued)

Security description	Method	Quantity or face value	Purchase date	Sale date	Sale amount (\$)	Cost basis (\$)	Wash sale cost basis adjustment(\$)	Loss (\$)	Gain (\$)
	FIFO	1 000	May 10, 10	Jul 08, 13	232 32	124 57			107 75
	FIFO	1 000	May 10, 10	Jul 09, 13	232 33	124 57			107 76
PRICELINE COM INC NEW	FIFO	1 000	Nov 06, 09	Jul 22, 13	899 57	170 23			729 34
	FIFO	1 000	Nov 06, 09	Jul 29, 13	890 51	170 22			720 29
	FIFO	2 000	Nov 09, 09	Jul 29, 13	1,775 59	346 49			1,429 10
QUALCOMM INC	FIFO	8 000	Nov 10, 10	May 01, 13	495 77	381 04			114 73
	FIFO	14 000	Nov 11, 10	May 01, 13	867 60	670 50			197 10
	FIFO	5 000	Dec 28, 10	May 01, 13	309 85	248 48			61 37
	FIFO	7 000	Feb 14, 11	May 01, 13	433 80	408 77			25 03
	FIFO	1 000	Feb 25, 11	May 01, 13	61 97	58 99			2 98
	FIFO	5 000	Feb 25, 11	May 02, 13	312 31	294 96			17 35
	FIFO	5 000	Mar 07, 11	May 02, 13	312 31	285 05			27 26
	FIFO	2 000	Jun 03, 11	May 02, 13	124 93	114 68			10 25
STARBUCKS CORP	FIFO	4 000	Mar 11, 11	Jun 11, 13	262 20	148 97			113 23
	FIFO	1 000	Mar 11, 11	Jun 12, 13	65 15	37 24			27 91
	FIFO	6 000	Mar 11, 11	Jun 19, 13	401 55	223 46			178 09
	FIFO	1 000	Mar 11, 11	Jun 20, 13	66 01	37 24			28 77
	FIFO	4 000	Mar 15, 11	Jun 20, 13	264 06	142 15			121 91
	FIFO	4 000	Mar 15, 11	Aug 26, 13	288 01	142 14			145 87
	FIFO	1 000	Mar 15, 11	Oct 07, 13	76 80	35 54			41 26
	FIFO	2 000	Jan 31, 12	Oct 07, 13	153 61	96 36			57 25
TJX COS INC NEW	FIFO	11 000	Sep 19, 11	May 15, 13	567 71	310 42			257 29
	FIFO	3 000	Sep 20, 11	May 15, 13	154 83	86 87			67 96
	FIFO	15 000	Sep 20, 11	May 16, 13	770 53	434 34			336 19
UNION PACIFIC CORP	FIFO	4 000	Nov 03, 10	May 21, 13	635 12	362 23			272 89
	FIFO	3 000	Nov 03, 10	May 22, 13	477 86	271 67			206 19
	FIFO	1 000	Nov 04, 10	May 22, 13	159 29	91 73			67 56
	FIFO	4 000	Nov 04, 10	Oct 18, 13	609 79	366 92			242 87
	FIFO	2 000	Dec 30, 10	Oct 18, 13	304 89	183 97			120 92

continued next page



ACCESS

Account name: B HOLMAN FOUNDATION
Account number: TX 62887 11

Your Financial Advisor:
HORACE R NASH JR
214-220-0400/888-430-5579

Realized gains and losses (continued)

Long-term capital gains and losses (continued)

Security description	Method	Quantity or face value	Purchase date	Sale date	Sale amount (\$)	Cost basis (\$)	Wash sale cost basis adjustment(\$)	Loss (\$)	Gain (\$)
	FIFO	1 000	Mar 18, 11	Oct 18, 13	152 45	95 00			57 45
	FIFO	3 000	Mar 18, 11	Oct 18, 13	456 78	285 01			171 77
	FIFO	4 000	Apr 05, 11	Oct 18, 13	609 05	394 04			215 01
	FIFO	1 000	Apr 05, 11	Oct 22, 13	155 19	98 51			56 68
	FIFO	1 000	Mar 07, 12	Oct 22, 13	155 19	108 19			47 00
	FIFO	2 000	Mar 20, 12	Oct 22, 13	310 38	223 41			86 97
	FIFO	1 000	Jul 12, 12	Oct 22, 13	155 18	116 60			38 58
	FIFO	3 000	Aug 29, 12	Oct 22, 13	465 57	369 12			96 45
	FIFO	1 000	Oct 05, 12	Oct 22, 13	155 19	121 72			33 47
	FIFO	1 000	Oct 05, 12	Oct 23, 13	154 35	121 71			32 64
VISA INC CLA	FIFO	1 000	Jun 30, 11	Feb 05, 13	158 49	84 72			73 77
	FIFO	1 000	Jun 30, 11	Mar 04, 13	158 64	84 73			73 91
	FIFO	7 000	Jun 30, 11	Jul 31, 13	1,256 51	593 07			663 44
	FIFO	10 000	Jul 25, 11	Aug 01, 13	1,753 10	897 47			855 63
	FIFO	4 000	Sep 13, 11	Aug 01, 13	701 24	349 67			351 57
	FIFO	1 000	Jun 11, 12	Aug 01, 13	175 31	117 63			57 68
	FIFO	3 000	Jun 11, 12	Aug 01, 13	529 09	352 89			176 20
WILLIAMS COS INC (DEL)	FIFO	10,000	Apr 19, 12	May 21, 13	378 51	322 00			56 51
	FIFO	8 000	Apr 19, 12	Jun 03, 13	280 66	257 60			23 06
	FIFO	15 000	Apr 20, 12	Jun 03, 13	526 24	486 25			39 99
	FIFO	7 000	Apr 20, 12	Jun 03, 13	243 60	226 92			16 68
	FIFO	4 000	May 14, 12	Jun 03, 13	139 20	128 00			11 20
	FIFO	4 000	May 21, 12	Jun 03, 13	139 20	122 62			16 58
	FIFO	11 000	May 21, 12	Jun 03, 13	386 07	337 21			48 86
	FIFO	4 000	May 31, 12	Jun 03, 13	140 39	119 99			20 40
Total					\$78,650.76	\$51,562.23		-\$181.72	\$27,270.25
Net long-term capital gains or losses									\$27,088.53
Net capital gains/losses:									\$38,842.99



UBS Financial Services Inc
100 Crescent Court
Suite 600
Dallas TX 75201-1842

APZ3000690817 1213 X1 TX 0

2013 Year End Summary

Account name: B HOLMAN FOUNDATION
Account number: TX 62888 11

Your Financial Advisor:
HORACE R NASH JR
Phone 214-220-0400/888-430-5579

B HOLMAN FOUNDATION
ATTN DOLORES MILLER PRES
4034 DALTON DRIVE
ROWLETT TX 75089-4589

Summary of gains and losses

	Amount (\$)
Short term	-124.72
Long term	26,226.94
Total	\$26,102.22

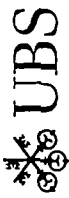
Realized gains and losses

Estimated 2013 gains and losses for transactions with trade dates through 12/31/13 have been incorporated into this statement. Please note that gain or loss recognized on the sale or redemption of certain Structured Products, like Contingent Debt Securities, may be ordinary, and not capital, gain or loss. Please check with your tax advisor. To calculate gains and losses, we liquidate the oldest security lot first. This is known as the first-in, first-out or FIFO accounting method. We use this method unless you specified which tax lot to close when you placed your order. This is known as a versus purchases or VSP order.

Short-term capital gains and losses

Security description	Method	Quantity or face value	Purchase date	Sale date	Sale amount (\$)	Cost basis (\$)	Wash sale cost basis adjustment (\$)	Loss (\$)	Gain (\$)
ALLERGAN INC	FIFO	32,000	Dec 24, 12	Jun 24, 13	2,625.14	2,949.13		-323.99	

continued next page



ACCESS

Account name: B HOLMAN FOUNDATION
Account number: TX 62888 11

Your Financial Advisor:
HORACE R NASH JR
214-220-0400/888-430-5579

Realized gains and losses (continued)

Short-term capital gains and losses (continued)

Security description	Method	Quantity or face value	Purchase date	Sale date	Sale amount (\$)	Cost basis (\$)	Wash sale cost basis adjustment (\$)	Loss (\$)	Gain (\$)
CAMERON INTL CORP	FIFO	58 000	Dec 24, 12	Oct 31, 13	3,190 21	3,223 84		-33 63	
	FIFO	35 000	Jun 10, 13	Oct 31, 13	1,925 12	2,180 10		-254 98	
CATERPILLAR INC	FIFO	31 000	Dec 24, 12	Apr 03, 13	2,596 23	2,710 95		-114 72	
CERNER CORP	FIFO	21 000	Aug 30, 12	Jun 21, 13	1,999 50	1,544 16			455 34
COGNIZANT TECH SOLUTIONS CRP	FIFO	45 000	Dec 24, 12	May 15, 13	2,815 58	3,301 56		-485 98	
CUMMINS INC	FIFO	11 000	Feb 05, 13	Oct 28, 13	1,488 15	1,288 45			199 70
EBAY INC	FIFO	31 000	Jun 18, 12	Feb 26, 13	1,664 13	1,306 14			357 99
	FIFO	43 000	Jun 18, 12	Mar 13, 13	2,181 09	1,811 75			369 34
	FIFO	26 000	Jul 31, 12	Jul 23, 13	1,345 43	1,152 17			193 26
	FIFO	12 000	Aug 29, 12	Jul 23, 13	620 96	570 15			50 81
	FIFO	4 000	Aug 29, 12	Aug 21, 13	205 62	190 05			15 57
	FIFO	31 000	Oct 11, 12	Aug 21, 13	1,593 53	1,473 24			120 29
	FIFO	90 000	Dec 24, 12	Aug 21, 13	4,626 39	4,603 49			22 90
EMC CORP MASS	FIFO	117 000	Dec 24, 12	Jul 10, 13	2,872 17	2,993 70		-121 53	
EXPRESS SCRIPTS HLDG CO	FIFO	44 000	Dec 24, 12	Jan 03, 13	2,409 64	2,355 60			54 04
FASTENAL CO	FIFO	20 000	Oct 11, 12	Oct 09, 13	921 61	922 71		-1 10	
	FIFO	28 000	Nov 27, 12	Oct 09, 13	1,290 27	1,153 27			137 00
	FIFO	59 000	Dec 24, 12	Oct 09, 13	2,718 76	2,732 08		-13 32	
HERTZ GLOBAL HOLDINGS INC	FIFO	247 000	Jun 12, 13	Nov 05, 13	5,246 88	6,367 59		-1,120 71	
	FIFO	71 000	Sep 27, 13	Nov 05, 13	1,508 21	1,589 43		-81 22	
LINKEDIN CORP CL A	FIFO	6 000	Oct 11, 12	Mar 01, 13	1,008 83	683 41			325 42
LULULEMON ATHLETICA INC	FIFO	16 000	Jul 31, 12	Jun 14, 13	1,056 62	904 02			152 60
	FIFO	28 000	Dec 24, 12	Jun 14, 13	1,849 08	2,115 12		-266 04	
	FIFO	11 000	Mar 21, 13	Jun 14, 13	726 43	712 21			14 22
MICHAEL KORS HLDGS LTD	FIFO	24 000	Mar 14, 13	Aug 29, 13	1,752 63	1,414 50			338 13
PERRIGO CO	FIFO	23 000	Dec 24, 12	Feb 05, 13	2,456 00	2,380 50			75 50
MERGER-EFF-12/2013									
SCHLUMBERGER LTD	FIFO	46 000	Dec 24, 12	Jun 10, 13	3,379 97	3,182 28			197 69
NETHERLANDS ANTILLES	FIFO								continued next page



ACCESS

Account name: B HOLMAN FOUNDATION
 Account number: TX 62888 11

Your Financial Advisor:
 HORACE R NASH JR
 214-220-0400/888-430-5579

Realized gains and losses (continued)

Short-term capital gains and losses (continued)

Security description	Method	Quantity or face value	Purchase date	Sale date	Sale amount (\$)	Cost basis (\$)	Wash sale cost basis adjustment(\$)	Loss (\$)	Gain (\$)
TERADATA CORP NEW (DELA)	FIFO	40 000	May 25, 12	May 03, 13	2,021 20	2,815 34		-794 14	
	FIFO	18 000	Jul 06, 12	May 03, 13	909 54	1,177 75		-268 21	
	FIFO	23 000	Oct 25, 12	May 03, 13	1,162 20	1,556 13		-393 93	
	FIFO	42 000	Dec 24, 12	May 03, 13	2,122 26	2,612 84		-490 58	
UNION PACIFIC CORP	FIFO	28 000	Dec 24, 12	Jan 22, 13	3,736 57	3,509 16			227 41
VERTEX PHARMACEUTICAL INC	FIFO	37 000	Dec 24, 12	May 21, 13	2,904 88	1,572 73			1,332 15
Total					\$70,930.83	\$71,055.55		-\$4,764.08	\$4,639.36
								-\$124.72	

Net short-term capital gains and losses

Long-term capital gains and losses

Security description	Method	Quantity or face value	Purchase date	Sale date	Sale amount (\$)	Cost basis (\$)	Wash sale cost basis adjustment(\$)	Loss (\$)	Gain (\$)
AFFILIATED MANAGERS GROUP	FIFO	14 000	Feb 08, 12	Aug 29, 13	2,443 11	1,501 31			941 80
ALEXION PHARMACEUTICALS INC	FIFO	46 000	Dec 16, 10	Feb 20, 13	3,877 72	1,833 93			2,043 79
	FIFO	4 000	Jan 20, 11	Feb 20, 13	337 20	170 30			166 90
	FIFO	4 000	Jan 21, 11	Feb 20, 13	337 19	171 41			165 78
ALLERGAN INC	FIFO	15 000	Dec 19, 07	Jun 24, 13	1,230 53	944 26			286 27
	FIFO	17 000	Jan 14, 08	Jun 24, 13	1,394 61	1,156 67			237 94
	FIFO	14 000	Sep 16, 09	Jun 24, 13	1,148 50	821 87			326 63
	FIFO	14 000	Jun 15, 10	Jun 24, 13	1,148 50	854 96			293 54
AMAZON COM INC	FIFO	4 000	Mar 09, 09	Feb 26, 13	1,031 24	241 52			789 72
APPLE INC	FIFO	7 000	Mar 30, 06	Sep 11, 13	3,273 51	440 88			2,832 63
BIODERMA IDEC INC	FIFO	10 000	Aug 26, 11	Jan 03, 13	1,449 21	913 76			535 45
	FIFO	6 000	Aug 26, 11	Jun 04, 13	1,326 68	548 26			778 42
	FIFO	1 000	Dec 28, 11	Jun 04, 13	221 11	110 18			110 93
CAMERON INTL CORP	FIFO	53 000	Oct 13, 10	Mar 18, 13	3,472 34	2,320 06			1,152 28
	FIFO	40 000	Oct 13, 10	Oct 31, 13	2,200 14	1,750 98			449 16

continued next page



ACCESS

Account name: B HOLMAN FOUNDATION
Account number: TX 62888 11

Your Financial Advisor:
HORACE R NASH JR
214-220-0400/888-430-5579

Realized gains and losses (continued)

Long-term capital gains and losses (continued)

Security description	Method	Quantity or face value	Purchase date	Sale date	Sale amount (\$)	Cost basis (\$)	Wash sale cost basis adjustment(\$)	Loss (\$)	Gain (\$)
	FIFO	14,000	Jan 12, 11	Oct 31, 13	770 05	725 74		-111 07	44 31
	FIFO	17,000	Mar 08, 11	Oct 31, 13	935 06	1,046 13			
CATERPILLAR INC	FIFO	34,000	Mar 28, 11	Apr 03, 13	2,847 48	3,734 70		-887 22	
	FIFO	11,000	Oct 27, 11	Apr 03, 13	921 24	1,064 94		-143 70	
	FIFO	10,000	Dec 19, 11	Apr 03, 13	837 50	881 38		-43 88	
CHIPOTLE MEXICAN GRILL INC CL A	FIFO	6,000	Feb 04, 11	Apr 22, 13	2,180 90	1,494 73			686 17
	FIFO	2,000	Apr 21, 11	Oct 23, 13	1,035 16	553 40			481 76
CITRIX SYSTEMS INC	FIFO	48,000	Jul 27, 10	Oct 28, 13	2,771 41	2,295 54			475 87
COGNIZANT TECH SOLUTIONS CRP	FIFO	10,000	Nov 12, 07	Apr 24, 13	621 27	309 92			311 35
	FIFO	37,000	Dec 18, 07	Apr 24, 13	2,298 70	1,204 81			1,093 89
	FIFO	15,000	Dec 18, 07	May 15, 13	938 53	488 44			450 09
	FIFO	25,000	Mar 28, 08	May 15, 13	1,564 20	742 12			822 08
	FIFO	12,000	Sep 15, 11	May 15, 13	750 82	775 55		-24 73	
EBAY INC	FIFO	16,000	Jun 18, 12	Jul 23, 13	827 95	674 14			153 81
EMC CORP MASS	FIFO	134,000	Mar 28, 11	Jul 10, 13	3,289 49	3,663 00		-373 51	
	FIFO	75,000	May 11, 11	Jul 10, 13	1,841 14	2,045 11		-203 97	
	FIFO	19,000	Jan 27, 12	Jul 10, 13	466 42	489 23		-22 81	
EXPRESS SCRIPTS HLDG CO	FIFO	41,000	Feb 05, 10	Jan 03, 13	2,245 35	1,706 28			539 07
	FIFO	18,000	Mar 08, 10	Jan 03, 13	985 76	884 69			101 07
	FIFO	24,000	Apr 19, 10	Jan 03, 13	1,314 36	1,230 08			84 28
FASTENAL CO	FIFO	64,000	Jul 25, 12	Oct 09, 13	2,949 17	2,737 41			211 76
LULULEMON ATHLETICA INC	FIFO	23,000	Jun 07, 11	May 16, 13	1,865 17	967 46			897 71
	FIFO	16,000	Aug 12, 11	Jun 14, 13	1,056 62	929 08			127 54
PERRIGO CO **MERGER-EFF-12/2013**	FIFO	10,000	Jun 09, 10	Feb 05, 13	1,067 83	593 97			473 86
	FIFO	24,000	Jul 06, 10	Feb 05, 13	2,562 78	1,400 97			1,161 81
	FIFO	12,000	Jan 20, 11	Feb 05, 13	1,281 39	854 04			427 35
QUALCOMM INC	FIFO	4,000	Dec 21, 06	Oct 16, 13	275 33	153 18			122 15
	FIFO	21,000	Jan 29, 08	Oct 16, 13	1,445 47	847 67			597 80

continued next page



ACCESS

Account name: B HOLMAN FOUNDATION
 Account number: TX 62888 11

Your Financial Advisor:
 HORACE R NASH JR
 214-220-0400/888-430-5579

Realized gains and losses (continued)

Long-term capital gains and losses (continued)

Security description	Method	Quantity or face value	Purchase date	Sale date	Sale amount (\$)	Cost basis (\$)	Wash sale cost basis adjustment (\$)	Loss (\$)	Gain (\$)
SCHLUMBERGER LTD NETHERLANDS ANTILLES	FIFO	19 000	Jan 29, 08	Oct 23, 13	1,276 88	766 94			509 94
	FIFO	23 000	Sep 19, 07	May 20, 13	1,753 00	2,457 81		-704 81	
	FIFO	21 000	Sep 19, 07	Jun 10, 13	1,543 03	2,244 09		-701 06	
	FIFO	6 000	May 19, 08	Jun 10, 13	440 87	645 26		-204 39	
	FIFO	25 000	Feb 11, 09	Jun 10, 13	1,836 94	1,082 67			754 27
	FIFO	19 000	Mar 08, 11	Jun 10, 13	1,396 08	1,711 14		-315 06	
STARBUCKS CORP	FIFO	24 000	Apr 19, 12	Dec 03, 13	1,932 92	1,410 44			522 48
TRACTOR SUPPLY COMPANY	FIFO	20 000	Apr 05, 12	Dec 03, 13	1,453 26	933 25			520 01
UNION PACIFIC CORP	FIFO	17 000	Mar 26, 09	Jan 03, 13	2,206 40	753 68			1,452 72
	FIFO	11 000	May 24, 10	Jan 03, 13	1,427 67	769 23			658 44
	FIFO	5 000	Sep 13, 10	Jan 03, 13	648 94	395 26			253 68
	FIFO	3 000	Oct 27, 11	Jan 03, 13	389 37	309 54			79 83
	FIFO	7 000	Oct 27, 11	Jan 22, 13	934 14	722 27			211 87
	FIFO	11 000	Dec 19, 11	Jan 22, 13	1,467 94	1,093 23			374 71
VERTEX PHARMACEUTICAL INC	FIFO	34 000	Mar 15, 12	Apr 19, 13	2,879 46	1,448 98			1,430 48
	FIFO	33 000	Mar 15, 12	Apr 30, 13	2,539 41	1,406 35			1,133 06
	FIFO	1 000	Mar 15, 12	May 21, 13	78 51	42 62			35 89
VISA INC CLA	FIFO	7 000	Dec 09, 11	Apr 05, 13	1,146 90	681 25			465 65
	FIFO	15 000	Dec 09, 11	Aug 01, 13	2,644 97	1,459 82			1,185 15
Total					\$94,834.83	\$68,607.89		-\$3,736.21	\$29,963.15
Net long-term capital gains or losses									\$26,226.94
Net capital gains/losses:									\$26,102.22



UBS Financial Services Inc
 100 Crescent Court
 Suite 600
 Dallas TX 75201-1842

CNQ7001699347 1213 X1 TX 0

2013 Year End Summary

Account name: B HOLMAN FOUNDATION

Account type: PACE Multi

Account number: TX 62890 11

Your Financial Advisor:

HORACE R NASH JR

Phone 214-220-0400/888-430-5579

B HOLMAN FOUNDATION
 ATTN DOLORES MILLER PRES
 4034 DALTON DRIVE
 ROWLETT TX 75089-4589

Summary of gains and losses

	Amount (\$)
Short term	-1,309 62
Long term	-34,499 03
Total	\$-35,808.65



Business Services Account

Account name: B HOLMAN FOUNDATION
Account type: PACE Multi
Account number: TX 62890 11

Your Financial Advisor:
HORACE R NASH JR
214-220-0400/888-430-5579

Realized gains and losses

Estimated 2013 gains and losses for transactions with trade dates through 12/31/13 have been incorporated into this statement. Please note that gain or loss recognized on the sale or redemption of certain Structured Products, like Contingent Debt Securities, may be ordinary, and not capital, gain or loss. Please check with your tax advisor. To calculate gains and losses, we liquidate the oldest security lot first. This is known as the first-in, first-out or FIFO accounting method. We use this method unless you specified which tax lot to close when you placed your order. This is known as a versus purchases or VSP order.

See important information about your statement on the last page of this statement for more information. We may not adjust gains and losses for all capital changes. Cost basis for coupon tax-exempt municipal securities, include securities subject to AMT, has been adjusted for mandatory amortization of bond premium. Estimates in the Unclassified section can not be classified as short term or long term because information is missing, or the product is one in which the gain/loss calculation is not provided.

Short-term capital gains and losses

Security description	Method	Quantity or face value	Purchase date	Sale date	Sale amount (\$)	Cost basis (\$)	Wash sale cost basis adjustment(\$)	Loss (\$)	Gain (\$)
ALLIANZGI INTL & PREM STRATEGY									
	FIFO	31 000	Jan 07, 13	Oct 28, 13	341 95	307 83			34 12
	FIFO	31 000	Mar 28, 13	Oct 28, 13	341 95	311 24			30 71
	FIFO	34 000	Jun 27, 13	Oct 28, 13	375 05	317 79			57 26
	FIFO	31 000	Sep 26, 13	Oct 28, 13	341 95	331 28			10 67
EATON VANCE LTD DURATION INCOME FUND									
	FIFO	25 000	Dec 20, 12	Dec 11, 13	367 64	418 28		-50 64	
	FIFO	23 000	Jan 21, 13	Dec 11, 13	338 22	397 62		-59 40	
	FIFO	24 000	Feb 19, 13	Dec 11, 13	352 93	415 76		-62 83	
	FIFO	24 000	Mar 18, 13	Dec 11, 13	352 93	416 46		-63 53	
	FIFO	24 000	Apr 18, 13	Dec 11, 13	352 93	420 15		-67 22	
	FIFO	24 000	May 20, 13	Dec 11, 13	352 93	422 96		-70 03	
	FIFO	27 000	Jun 20, 13	Dec 11, 13	397 05	422 22		-25 17	
	FIFO	27 000	Jul 18, 13	Dec 11, 13	397 04	425 88		-28 84	
	FIFO	29 000	Aug 19, 13	Dec 11, 13	426 46	427 00		-0 54	
	FIFO	28 000	Sep 20, 13	Dec 11, 13	411 75	425 40		-13 65	
	FIFO	28 000	Oct 18, 13	Dec 11, 13	411 75	427 04		-15 29	
	FIFO	29 000	Nov 19, 13	Dec 11, 13	426 46	433 48		-7 02	
	FIFO	19,534 548	Nov 18, 13	Dec 11, 13	46,296 88	47,078 26		-781 38	
FT-FRANKLIN INCOME A	FIFO	86 181	Dec 02, 13	Dec 11, 13	204 25	205 11		-0 86	
JOHN HANCOCK PREFERRED INCOME FUND III									
	FIFO	12 000	Dec 20, 12	Dec 17, 13	181 90	227 95		-46 05	
	FIFO	11 000	Jan 31, 13	Dec 17, 13	166 75	217 38		-50 63	
	FIFO	12 000	Feb 28, 13	Dec 17, 13	181 90	233 09		-51 19	
	FIFO	12 000	Mar 28, 13	Dec 17, 13	181 90	237 24		-55 34	
	FIFO	11 000	Apr 30, 13	Dec 17, 13	166 75	221 24		-54 49	

continued next page



Business Services Account

Account name: B HOLMAN FOUNDATION
 Account type: PACE Multi
 Account number: TX 62890 11

Your Financial Advisor:
 HORACE R NASH JR
 214-220-0400/888-430-5579

Realized gains and losses (continued)

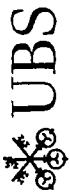
Short-term capital gains and losses (continued)

Security description	Method	Quantity or face value	Purchase date	Sale date	Sale amount (\$)	Cost basis (\$)	Wash sale cost basis adjustment(\$)	Loss (\$)	Gain (\$)
	FIFO	12 000	May 31, 13	Dec 17, 13	181 90	236 44		-54 54	
	FIFO	13 000	Jun 28, 13	Dec 17, 13	197 07	236 24		-39 17	
	FIFO	13 000	Jul 31, 13	Dec 17, 13	197 06	233 42		-36 36	
	FIFO	14 000	Aug 30, 13	Dec 17, 13	212 22	239 09		-26 87	
	FIFO	14 000	Sep 30, 13	Dec 17, 13	212 22	233 98		-21 76	
	FIFO	15 000	Oct 31, 13	Dec 17, 13	227 38	249 59		-22 21	
	FIFO	15 000	Nov 29, 13	Dec 17, 13	227 38	238 46		-11 08	
LORD ABBETT AFFILIATED FUND CL A	FIFO	40 393	Dec 28, 12	Dec 11, 13	612 36	477 85			134 51
	FIFO	31 837	Mar 28, 13	Dec 11, 13	482 65	422 80			59 85
	FIFO	30 648	Jun 28, 13	Dec 11, 13	464 62	421 10			43 52
	FIFO	44 788	Sep 27, 13	Dec 11, 13	678 99	643 16			35 83
Total					\$57,063.17	\$58,372.79		-\$1,716.09	\$406.47
Net short-term capital gains and losses									-\$1,309.62

Long-term capital gains and losses

Security description	Method	Quantity or face value	Purchase date	Sale date	Sale amount (\$)	Cost basis (\$)	Wash sale cost basis adjustment(\$)	Loss (\$)	Gain (\$)
ALLIANZGI INTL & PREM STRATEGY	FIFO	400 000	Apr 26, 05	Oct 28, 13	4,412 27	9,568 71		-5,156 44	
	FIFO	17 000	Earnings	Oct 28, 13	187 52	386 61		-199 09	
	FIFO	31 000	Earnings	Oct 28, 13	341 95	768 73		-426 78	
	FIFO	37 000	Jan 05, 07	Oct 28, 13	408 14	992 04		-583 90	
	FIFO	9 000	Mar 30, 07	Oct 28, 13	99 28	248 70		-149 42	
	FIFO	9 000	Jun 29, 07	Oct 28, 13	99 27	251 19		-151 92	
	FIFO	9 000	Sep 28, 07	Oct 28, 13	99 28	240 40		-141 12	
	FIFO	30 000	Dec 05, 07	Oct 28, 13	330 92	733 15		-402 23	
	FIFO	64 000	Jan 04, 08	Oct 28, 13	705 96	1,351 11		-645 15	
	FIFO	15 000	Mar 28, 08	Oct 28, 13	165 46	294 17		-128 71	
	FIFO	16 000	Jun 27, 08	Oct 28, 13	176 49	302 73		-126 24	

continued next page



Business Services Account

Account name:
Account type:
Account number:

B HOLMAN FOUNDATION
PACE Mult
TX 62890 11

Your Financial Advisor:
HORACE R NASH JR
214-220-0400/888-430-5579

Realized gains and losses (continued)

Long-term capital gains and losses (continued)

Security description	Method	Quantity or face value	Purchase date	Sale date	Sale amount (\$)	Cost basis (\$)	Wash sale cost basis adjustment (\$)	Loss (\$)	Gain (\$)
	FIFO	25,000	Sep 26, 08	Oct 28, 13	275.77	309.55		-33.78	
	FIFO	25,000	Jan 02, 09	Oct 28, 13	275.77	269.17			6.60
	FIFO	31,000	Mar 27, 09	Oct 28, 13	341.95	274.14			67.81
	FIFO	26,000	Jun 26, 09	Oct 28, 13	286.80	296.84		-10.04	
	FIFO	23,000	Sep 25, 09	Oct 28, 13	253.70	315.82		-62.12	
	FIFO	22,000	Jan 04, 10	Oct 28, 13	242.68	313.83		-71.15	
	FIFO	23,000	Mar 30, 10	Oct 28, 13	253.70	326.78		-73.08	
	FIFO	29,000	Jun 29, 10	Oct 28, 13	319.89	329.94		-10.05	
	FIFO	24,000	Sep 29, 10	Oct 28, 13	264.74	308.37		-43.63	
	FIFO	24,000	Jan 07, 11	Oct 28, 13	264.73	308.52		-43.79	
	FIFO	25,000	Mar 30, 11	Oct 28, 13	275.77	321.23		-45.46	
	FIFO	26,000	Jun 29, 11	Oct 28, 13	286.80	324.26		-37.46	
	FIFO	37,000	Sep 29, 11	Oct 28, 13	408.13	333.12			75.01
	FIFO	38,000	Jan 06, 12	Oct 28, 13	419.17	345.43			73.74
	FIFO	37,000	Mar 29, 12	Oct 28, 13	408.14	374.50			33.64
	FIFO	39,000	Jun 28, 12	Oct 28, 13	430.19	397.04			33.15
	FIFO	29,000	Sep 27, 12	Oct 28, 13	319.89	284.21			35.68
AMERICAN FUNDS									
EUROPACIFIC GR F-1	FIFO	84,921	Feb 21, 12	Jun 04, 13	3,687.29	3,328.91			358.38
	FIFO	210,363	Feb 21, 12	Nov 18, 13	10,044.85	8,246.23			1,798.62
AMERICAN FUNDS CAPITAL									
WORLD G/1 F-1	FIFO	14,604	Feb 23, 10	Jun 04, 13	595.70	467.18			128.52
	FIFO	21,744	Mar 22, 10	Jun 04, 13	886.94	733.43			153.51
	FIFO	62,015	Jun 21, 10	Jun 04, 13	2,529.60	1,939.83			589.77
	FIFO	22,079	Sep 20, 10	Jun 04, 13	900.60	734.35			166.25
	FIFO	20,070	Dec 20, 10	Jun 04, 13	818.66	706.46			112.20
	FIFO	7,576	Dec 20, 10	Nov 18, 13	335.77	266.68			69.09
	FIFO	20,737	Mar 21, 11	Nov 18, 13	919.06	736.79			182.27
	FIFO	55,363	Jun 17, 11	Nov 18, 13	2,453.69	1,985.32			468.37
	FIFO	23,309	Sep 16, 11	Nov 18, 13	1,033.05	749.62			283.43

continued next page



Business Services Account

Account name: B HOLMAN FOUNDATION
 Account type: PACE Multi
 Account number: TX 62890 11

Your Financial Advisor:
 HORACE R NASH JR
 214-220-0400/888-430-5579

Realized gains and losses (continued)

Long-term capital gains and losses (continued)

Security description	Method	Quantity or face value	Purchase date	Sale date	Sale amount (\$)	Cost basis (\$)	Wash sale cost basis adjustment (\$)	Loss (\$)	Gain (\$)
	FIFO	18,942	Dec 19, 11	Nov 18, 13	839.51	589.66			249.85
	FIFO	282,737	Feb 21, 12	Nov 18, 13	12,530.90	9,949.52			2,581.38
AMERICAN FUNDS GROWTH FUND OF AMER F-1									
	FIFO	172,088	Apr 17, 06	Jun 04, 13	6,649.47	5,532.63			1,116.84
	FIFO	551,399	Apr 17, 06	Nov 18, 13	24,052.01	17,727.48			6,324.53
	FIFO	32,169	Apr 18, 06	Nov 18, 13	1,403.21	1,050.00			353.21
	FIFO	18,510	Jul 05, 06	Nov 18, 13	807.41	583.25			224.16
	FIFO	200,000	Nov 20, 03	Dec 11, 13	2,961.70	7,503.40		-4,541.70	
BANK OF AMER CORP									
	FIFO	66,804	Apr 17, 06	Jun 04, 13	3,355.59	3,908.71		-553.12	
	FIFO	34,247	Apr 17, 06	Nov 18, 13	2,042.49	2,003.79			38.70
	FIFO	14,042	Apr 18, 06	Nov 18, 13	837.46	840.00		-2.54	
	FIFO	51,135	Jul 05, 06	Nov 18, 13	3,049.69	2,758.22			291.47
	FIFO	31,376	Nov 16, 06	Nov 18, 13	1,871.26	1,698.68			172.58
EATON VANCE LTD DURATION INCOME FUND									
	FIFO	2,500,000	May 27, 03	Dec 11, 13	36,763.54	49,892.11		-13,128.57	
	FIFO	19,000	Aug 17, 07	Dec 11, 13	279.41	310.05		-30.64	
	FIFO	19,000	Sep 20, 07	Dec 11, 13	279.40	311.51		-32.11	
	FIFO	19,000	Oct 18, 07	Dec 11, 13	279.40	307.15		-27.75	
	FIFO	21,000	Nov 20, 07	Dec 11, 13	308.82	315.78		-6.96	
	FIFO	21,000	Dec 19, 07	Dec 11, 13	308.81	312.25		-3.44	
	FIFO	20,000	Jan 07, 08	Dec 11, 13	294.11	311.77		-17.66	
	FIFO	22,000	Feb 19, 08	Dec 11, 13	323.52	319.44			4.08
	FIFO	23,000	Mar 19, 08	Dec 11, 13	338.22	324.41			13.81
	FIFO	22,000	Apr 17, 08	Dec 11, 13	323.52	329.76		-6.24	
	FIFO	21,000	May 19, 08	Dec 11, 13	308.81	320.28		-11.47	
	FIFO	21,000	Jun 18, 08	Dec 11, 13	308.82	314.18		-5.36	
	FIFO	23,000	Jul 17, 08	Dec 11, 13	338.22	325.52			12.70
	FIFO	23,000	Aug 18, 08	Dec 11, 13	338.23	316.08			22.15
	FIFO	26,000	Sep 18, 08	Dec 11, 13	382.34	325.10			57.24

continued next page



Business Services Account

Account name: B HOLMAN FOUNDATION
Account type: PACE Multi
Account number: TX 62890 11

Your Financial Advisor
HORACE R NASH JR
214-220-0400/888-430-5579

Realized gains and losses (continued)

Long-term capital gains and losses (continued)

Security description	Method	Quantity or face value	Purchase date	Sale date	Sale amount (\$)	Cost basis (\$)	Wash sale cost basis adjustment(\$)	Loss (\$)	Gain (\$)
FIFO	FIFO	31,000	Oct 17, 08	Dec 11, 13	455 87	331 82			124 05
FIFO	FIFO	36,000	Nov 19, 08	Dec 11, 13	529 39	302 87			226 52
FIFO	FIFO	32,000	Dec 17, 08	Dec 11, 13	470 58	302 56			168 02
FIFO	FIFO	28,000	Jan 20, 09	Dec 11, 13	411 75	305 57			106 18
FIFO	FIFO	30,000	Feb 18, 09	Dec 11, 13	441 16	308 42			132 74
FIFO	FIFO	30,000	Mar 18, 09	Dec 11, 13	441 16	311 20			129 96
FIFO	FIFO	28,000	Apr 20, 09	Dec 11, 13	411 75	319 44			92 31
FIFO	FIFO	26,000	May 18, 09	Dec 11, 13	382 34	316 24			66 10
FIFO	FIFO	25,000	Jun 17, 09	Dec 11, 13	367 64	317 42			50 22
FIFO	FIFO	24,000	Jul 17, 09	Dec 11, 13	352 93	321 80			31 13
FIFO	FIFO	23,000	Aug 19, 09	Dec 11, 13	338 22	319 79			18 43
FIFO	FIFO	23,000	Sep 17, 09	Dec 11, 13	338 23	334 37			3 86
FIFO	FIFO	23,000	Oct 19, 09	Dec 11, 13	338 22	335 86			2 36
FIFO	FIFO	24,000	Nov 19, 09	Dec 11, 13	352 93	351 27			1 66
FIFO	FIFO	24,000	Dec 17, 09	Dec 11, 13	352 93	361 48		-8 55	
FIFO	FIFO	24,000	Jan 07, 10	Dec 11, 13	352 93	369 32		-16 39	
FIFO	FIFO	23,000	Feb 17, 10	Dec 11, 13	338 23	363 04		-24 81	
FIFO	FIFO	23,000	Mar 25, 10	Dec 11, 13	338 22	365 58		-27 36	
FIFO	FIFO	22,000	Apr 19, 10	Dec 11, 13	323 52	362 48		-38 96	
FIFO	FIFO	25,000	May 19, 10	Dec 11, 13	367 64	379 57		-11 93	
FIFO	FIFO	24,000	Jun 17, 10	Dec 11, 13	352 93	383 19		-30 26	
FIFO	FIFO	24,000	Jul 19, 10	Dec 11, 13	352 93	381 54		-28 61	
FIFO	FIFO	23,000	Aug 18, 10	Dec 11, 13	338 22	375 22		-37 00	
FIFO	FIFO	23,000	Sep 17, 10	Dec 11, 13	338 23	376 97		-38 74	
FIFO	FIFO	23,000	Oct 18, 10	Dec 11, 13	338 22	379 92		-41 70	
FIFO	FIFO	24,000	Nov 17, 10	Dec 11, 13	352 93	387 52		-34 59	
FIFO	FIFO	25,000	Dec 17, 10	Dec 11, 13	367 64	394 83		-27 19	
FIFO	FIFO	25,000	Jan 07, 11	Dec 11, 13	367 63	396 83		-29 20	
FIFO	FIFO	25,000	Feb 17, 11	Dec 11, 13	367 64	399 79		-32 15	
FIFO	FIFO	25,000	Mar 17, 11	Dec 11, 13	367 63	398 35		-30 72	

continued next page



Business Services Account

Account name: B HOLMAN FOUNDATION
 Account type: PACE Multi
 Account number: TX 62890 11

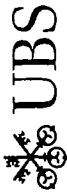
Your Financial Advisor:
 HORACE R NASH JR
 214-220-0400/888-430-5579

Realized gains and losses (continued)

Long-term capital gains and losses (continued)

Security description	Method	Quantity or face value	Purchase date	Sale date	Sale amount (\$)	Cost basis (\$)	Wash sale cost basis adjustment(\$)	Loss (\$)	Gain (\$)
	FIFO	23 000	Apr 18, 11	Dec 11, 13	338 23	369 13		-30 90	
	FIFO	22 000	May 18, 11	Dec 11, 13	323 52	359 14		-35 62	
	FIFO	23 000	Jun 17, 11	Dec 11, 13	338 22	373 04		-34 82	
	FIFO	22 000	Jul 18, 11	Dec 11, 13	323 52	362 29		-38 77	
	FIFO	25 000	Aug 18, 11	Dec 11, 13	367 64	370 90		-3 26	
	FIFO	25 000	Sep 19, 11	Dec 11, 13	367 63	373 24		-5 61	
	FIFO	25 000	Oct 20, 11	Dec 11, 13	367 64	372 09		-4 45	
	FIFO	26 000	Nov 18, 11	Dec 11, 13	382 34	382 71		-0 37	
	FIFO	25 000	Dec 19, 11	Dec 11, 13	367 63	380 64		-13 01	
	FIFO	25 000	Jan 20, 12	Dec 11, 13	367 64	367 64	-23 66	-24 81	
	FIFO	24 000	Feb 20, 12	Dec 11, 13	352 93	377 74	-4 96	-32 54	
	FIFO	24 000	Mar 19, 12	Dec 11, 13	352 93	385 47		-34 05	
	FIFO	24 000	Apr 19, 12	Dec 11, 13	352 93	386 98		-34 88	
	FIFO	25 000	May 18, 12	Dec 11, 13	367 63	402 51		-33 92	
	FIFO	25 000	Jun 18, 12	Dec 11, 13	367 64	401 56		-46 38	
	FIFO	24 000	Jul 19, 12	Dec 11, 13	352 93	399 31		-50 21	
	FIFO	24 000	Aug 20, 12	Dec 11, 13	352 93	403 14		-55 00	
	FIFO	24 000	Sep 21, 12	Dec 11, 13	352 93	407 93		-58 87	
	FIFO	24 000	Oct 18, 12	Dec 11, 13	352 93	411 80		-59 05	
	FIFO	24 000	Nov 20, 12	Dec 11, 13	352 93	411 98			
FEDERATED KAUFMAN FUND CLASS A	FIFO	545 069	Apr 17, 06	Jun 04, 13	3,139 60	3,292 21		-152 61	
FIRST EAGLE GLOBAL FUND CLASS A	FIFO	78 556	Apr 17, 06	Jun 04, 13	4,078 61	3,594 72			483 89
	FIFO	48 773	Dec 14, 06	Jun 04, 13	2,532 29	2,219 66			312 63
	FIFO	197 488	Dec 14, 06	Nov 18, 13	10,883 55	8,987 68			1,895 87
	FIFO	18 158	Dec 14, 06	Nov 18, 13	1,000 69	826 37			174 32
FT-FRANKLIN INCOME A	FIFO	1,248 146	Nov 06, 03	Jun 04, 13	2,908 18	2,958 11		-49 93	
INVESCO SENIOR INCOME TRUST	FIFO	5,000 000	Oct 09, 06	Dec 12, 13	24,895 31	42,706 07		-17,810 76	

continued next page



Business Services Account

Account name: B HOLMAN FOUNDATION
Account type: PACE Multi
Account number: TX 62890 11

Your Financial Advisor:
HORACE R NASH JR
214-220-0400/888-430-5579

Realized gains and losses (continued)

Long-term capital gains and losses (continued)

Security description	Method	Quantity or face value	Purchase date	Sale date	Sale amount (\$)	Cost basis (\$)	Wash sale cost basis adjustment (\$)	Loss (\$)	Gain (\$)
JOHN HANCOCK PREFERRED INCOME FUND III	FIFO	1,200,000	Jun 16, 03	Dec 17, 13	18,190.38	30,000.00		-11,809.62	
	FIFO	7,000	Aug 31, 07	Dec 17, 13	106.12	141.20		-35.08	
	FIFO	7,000	Sep 28, 07	Dec 17, 13	106.11	141.23		-35.12	
	FIFO	8,000	Oct 31, 07	Dec 17, 13	121.26	156.63		-35.37	
	FIFO	8,000	Nov 30, 07	Dec 17, 13	121.27	152.73		-31.46	
	FIFO	21,000	Dec 31, 07	Dec 17, 13	318.34	395.42		-77.08	
	FIFO	7,000	Jan 31, 08	Dec 17, 13	106.11	146.21		-40.10	
	FIFO	8,000	Feb 29, 08	Dec 17, 13	121.27	156.53		-35.26	
	FIFO	9,000	Mar 31, 08	Dec 17, 13	136.42	159.74		-23.32	
	FIFO	8,000	Apr 30, 08	Dec 17, 13	121.27	150.84		-29.57	
	FIFO	8,000	May 30, 08	Dec 17, 13	121.27	151.08		-29.81	
	FIFO	10,000	Jun 30, 08	Dec 17, 13	151.59	164.60		-13.01	
	FIFO	10,000	Jul 31, 08	Dec 17, 13	151.59	162.54		-10.95	
	FIFO	9,000	Aug 29, 08	Dec 17, 13	136.42	161.32		-24.90	
	FIFO	16,000	Sep 30, 08	Dec 17, 13	242.54	169.24			73.30
	FIFO	13,000	Oct 31, 08	Dec 17, 13	197.06	164.93			32.13
	FIFO	18,000	Nov 28, 08	Dec 17, 13	272.86	167.19			105.67
	FIFO	14,000	Dec 31, 08	Dec 17, 13	212.22	175.32			36.90
	FIFO	16,000	Jan 30, 09	Dec 17, 13	242.54	180.00			62.54
	FIFO	21,000	Feb 27, 09	Dec 17, 13	318.33	180.35			137.98
	FIFO	18,000	Mar 31, 09	Dec 17, 13	272.86	156.60			116.26
	FIFO	15,000	Apr 30, 09	Dec 17, 13	227.38	156.74			70.64
	FIFO	13,000	May 29, 09	Dec 17, 13	197.06	155.09			41.97
	FIFO	13,000	Jun 30, 09	Dec 17, 13	197.06	161.85			35.21
	FIFO	12,000	Jul 31, 09	Dec 17, 13	181.91	162.45			19.46
	FIFO	12,000	Aug 31, 09	Dec 17, 13	181.90	156.42			25.48
	FIFO	11,000	Sep 30, 09	Dec 17, 13	166.74	155.76			10.98
	FIFO	12,000	Oct 30, 09	Dec 17, 13	181.91	164.09			17.82
	FIFO	12,000	Nov 30, 09	Dec 17, 13	181.90	168.85			13.05

continued next page



Business Services Account

Account name: B HOLMAN FOUNDATION
 Account type: PACE Multi
 Account number: TX 62890 11

Your Financial Advisor:
 HORACE R NASH JR
 214-220-0400/888-430-5579

Realized gains and losses (continued)

Long-term capital gains and losses (continued)

Security description	Method	Quantity or face value	Purchase date	Sale date	Sale amount (\$)	Cost basis (\$)	Wash sale cost basis adjustment(\$)	Loss (\$)	Gain (\$)
	FIFO	11 000	Dec 31, 09	Dec 17, 13	166 75	165 97			0 78
	FIFO	11 000	Jan 29, 10	Dec 17, 13	166 74	165 82			0 92
	FIFO	11 000	Feb 26, 10	Dec 17, 13	166 75	174 16		-7 41	
	FIFO	10 000	Mar 31, 10	Dec 17, 13	151 58	163 73		-12 15	
	FIFO	11 000	Apr 30, 10	Dec 17, 13	166 75	175 23		-8 48	
	FIFO	11 000	May 28, 10	Dec 17, 13	166 74	163 58			3 16
	FIFO	11 000	Jun 30, 10	Dec 17, 13	166 75	170 50		-3 75	
	FIFO	10 000	Jul 30, 10	Dec 17, 13	151 59	168 60		-17 01	
	FIFO	10 000	Aug 31, 10	Dec 17, 13	151 58	173 86		-22 28	
	FIFO	10 000	Sep 30, 10	Dec 17, 13	151 59	177 08		-25 49	
	FIFO	10 000	Oct 29, 10	Dec 17, 13	151 59	172 39		-20 80	
	FIFO	11 000	Nov 30, 10	Dec 17, 13	166 74	184 56		-17 82	
	FIFO	11 000	Dec 31, 10	Dec 17, 13	166 75	177 82		-11 07	
	FIFO	11 000	Jan 31, 11	Dec 17, 13	166 74	178 13		-11 39	
	FIFO	11 000	Feb 28, 11	Dec 17, 13	166 75	181 35		-14 60	
	FIFO	11 000	Mar 31, 11	Dec 17, 13	166 74	186 83		-20 09	
	FIFO	11 000	Apr 29, 11	Dec 17, 13	166 75	185 85		-19 10	
	FIFO	11 000	May 31, 11	Dec 17, 13	166 74	192 41		-25 67	
	FIFO	10 000	Jun 30, 11	Dec 17, 13	151 59	176 44		-24 85	
	FIFO	11 000	Jul 29, 11	Dec 17, 13	166 74	185 07		-18 33	
	FIFO	11 000	Aug 31, 11	Dec 17, 13	166 75	191 58		-24 83	
	FIFO	12 000	Sep 30, 11	Dec 17, 13	181 90	195 46		-13 56	
	FIFO	11 000	Oct 31, 11	Dec 17, 13	166 75	187 96		-21 21	
	FIFO	11 000	Nov 30, 11	Dec 17, 13	166 74	185 90		-19 16	
	FIFO	11 000	Dec 19, 11	Dec 17, 13	166 75	186 51		-19 76	
	FIFO	11 000	Jan 31, 12	Dec 17, 13	166 74	166 74	-31 37		
	FIFO	10 000	Feb 29, 12	Dec 17, 13	151 59	169 62	-18 03		
	FIFO	11 000	Mar 30, 12	Dec 17, 13	166 75	197 80		-18 03	
	FIFO	11 000	Apr 30, 12	Dec 17, 13	166 74	211 45		-31 05	
								-44 71	

continued next page



Business Services Account

Account name: B HOLMAN FOUNDATION
Account type: PACE Multi
Account number: TX 62890 11

Your Financial Advisor:
HORACE R NASH JR
214-220-0400/888-430-5579

Realized gains and losses (continued)

Long-term capital gains and losses (continued)

Security description	Method	Quantity or face value	Purchase date	Sale date	Sale amount (\$)	Cost basis (\$)	Wash sale cost basis adjustment(\$)	Loss (\$)	Gain (\$)
	FIFO	11 000	May 31, 12	Dec 17, 13	166 75	210 53		-43 78	
	FIFO	11 000	Jun 29, 12	Dec 17, 13	166 74	214 19		-47 45	
	FIFO	11 000	Jul 31, 12	Dec 17, 13	166 75	216 25		-49 50	
	FIFO	11 000	Aug 31, 12	Dec 17, 13	166 74	220 01		-53 27	
	FIFO	11 000	Sep 28, 12	Dec 17, 13	166 75	221 34		-54 59	
	FIFO	11 000	Oct 31, 12	Dec 17, 13	166 74	219 72		-52 98	
	FIFO	11 000	Nov 30, 12	Dec 17, 13	166 75	216 63		-49 88	
JOHN HANCOCK PREFERRED INCOME FUND	FIFO	1,500 000	Aug 22, 02	Dec 16, 13	25,925 29	37,500 00		-11,574 71	
LORD ABBETT AFFILIATED FUND CL A	FIFO	53 620	Apr 17, 06	Apr 23, 13	717 97	790 89		-72 92	
	FIFO	464 386	Apr 17, 06	Jun 04, 13	6,487 47	6,849 70		-362 23	
	FIFO	346 828	Apr 17, 06	Nov 18, 13	5,309 94	5,115 71			194 23
	FIFO	69 907	Apr 18, 06	Nov 18, 13	1,070.27	1,050 00			20 27
	FIFO	1 477	May 18, 06	Nov 18, 13	22 62	21 74			0 88
	FIFO	56 748	May 18, 06	Nov 18, 13	868 81	835 33			33 48
	FIFO	233 746	Jul 05, 06	Nov 18, 13	3,578 65	3,447 75			130 90
	FIFO	2 199	Aug 17, 06	Nov 18, 13	33 67	33 51			0 16
	FIFO	54 203	Aug 17, 06	Nov 18, 13	829 85	826 05			3 80
	FIFO	40 162	Nov 21, 06	Nov 18, 13	614 88	598 42			16 46
	FIFO	5 040	Nov 21, 06	Nov 18, 13	77 16	75 10			2 06
	FIFO	744 107	Nov 21, 06	Nov 18, 13	11,392 28	11,087 20			305 08
	FIFO	236 565	Nov 21, 06	Dec 11, 13	3,586 33	3,524 82			61 51
	FIFO	123 066	Nov 21, 06	Dec 11, 13	1,865 68	1,833 68			32 00
	FIFO	55 088	Nov 21, 06	Dec 11, 13	835 13	820 81			14 32
	FIFO	2 256	Nov 21, 06	Dec 11, 13	34 20	33 61			0 59
	FIFO	1 179	Dec 21, 06	Dec 11, 13	17 87	17 99			-0 12
	FIFO	28 526	Dec 21, 06	Dec 11, 13	432 46	435 31			-2 85
	FIFO	163 613	Jan 25, 07	Dec 11, 13	2,480 37	2,500 00			-19 63
	FIFO	1 458	Feb 16, 07	Dec 11, 13	22 11	22 82			-0 71

continued next page



Business Services Account

Account name: B HOLMAN FOUNDATION
Account type: PACE Multi
Account number: TX 62890 11

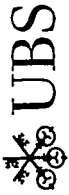
Your Financial Advisor:
HORACE R NASH JR
214-220-0400/888-430-5579

Realized gains and losses (continued)

Long-term capital gains and losses (continued)

Security description	Method	Quantity or face value	Purchase date	Sale date	Sale amount (\$)	Cost basis (\$)	Wash sale cost basis adjustment (\$)	Loss (\$)	Gain (\$)
	FIFO	28 472	Feb 16, 07	Dec 11, 13	431 63	445 59		-13 96	
	FIFO	208 475	Mar 05, 07	Dec 11, 13	3,160 48	3,075 00			85 48
	FIFO	21 797	Mar 07, 07	Dec 11, 13	330 44	325 00			5 44
	FIFO	2 899	May 18, 07	Dec 11, 13	43 95	46 85		-2 90	
	FIFO	55 904	May 18, 07	Dec 11, 13	847 51	903 41		-55 90	
	FIFO	3 073	Aug 17, 07	Dec 11, 13	46 58	46 99		-0 41	
	FIFO	59 273	Aug 17, 07	Dec 11, 13	898 58	906 28		-7 70	
	FIFO	24 968	Sep 14, 07	Dec 11, 13	378 52	395 00		-16 48	
	FIFO	3 549	Nov 20, 07	Dec 11, 13	53 80	48 44			5 36
	FIFO	5 406	Nov 20, 07	Dec 11, 13	81 96	73 79			8 17
	FIFO	1,976 752	Nov 20, 07	Dec 11, 13	29,967 56	26,982 67			2,984 89
	FIFO	66 619	Nov 20, 07	Dec 11, 13	1,009 94	909 35			100 59
	FIFO	105 299	Nov 20, 07	Dec 11, 13	1,596 33	1,437 33			159 00
	FIFO	101 478	Nov 20, 07	Dec 11, 13	1,538 41	1,385 17			153 24
	FIFO	899 550	Nov 26, 07	Dec 11, 13	13,637 18	12,000 00			1,637 18
	FIFO	39 772	Dec 21, 07	Dec 11, 13	602 94	560 39			42 55
	FIFO	40 233	Feb 15, 08	Dec 11, 13	609 93	518 60			91 33
	FIFO	65 867	May 16, 08	Dec 11, 13	998 55	881 96			116 59
	FIFO	75 222	Aug 15, 08	Dec 11, 13	1,140 36	885 36			255 00
	FIFO	123 163	Nov 21, 08	Dec 11, 13	1,867 15	889 24			977 91
	FIFO	55 352	Dec 23, 08	Dec 11, 13	839 14	447 80			391 34
	FIFO	61 623	Feb 13, 09	Dec 11, 13	934 20	449 23			484 97
	FIFO	10 681	May 15, 09	Dec 11, 13	161 93	87 37			74 56
	FIFO	28 620	Dec 30, 09	Dec 11, 13	433 88	294 50			139 38
	FIFO	213 574	Feb 23, 10	Dec 11, 13	3,237 78	2,159 23			1,078 55
	FIFO	39 119	Mar 31, 10	Dec 11, 13	593 04	425 61			167 43
	FIFO	32 031	Jun 30, 10	Dec 11, 13	485 59	297 89			187 70
	FIFO	39 318	Sep 30, 10	Dec 11, 13	596 06	402 62			193 44
	FIFO	42 994	Dec 17, 10	Dec 11, 13	651 79	486 69			165 10

continued next page



Business Services Account

Account name:
Account type:
Account number:

B HOLMAN FOUNDATION
PACE Multi
TX 62890 11

Your Financial Advisor:
HORACE R WASH JR
214-220-0400/888-430-5579

Realized gains and losses (continued)

Long-term capital gains and losses (continued)

Security description	Method	Quantity or face value	Purchase date	Sale date	Sale amount (\$)	Cost basis (\$)	Wash sale cost basis adjustment (\$)	Loss (\$)	Gain (\$)
	FIFO	37 966	Mar 31, 11	Dec 11, 13	575 57	463 56			112 01
	FIFO	46 641	Jun 30, 11	Dec 11, 13	707 07	552.23			154 84
	FIFO	66 174	Sep 30, 11	Dec 11, 13	1,003 20	618 73			384 47
	FIFO	69 303	Dec 30, 11	Dec 11, 13	1,050 64	730 45			320 19
	FIFO	48 107	Mar 30, 12	Dec 11, 13	729 30	569 11			160 19
	FIFO	59 633	Jun 29, 12	Dec 11, 13	904 03	669 08			234 95
	FIFO	61 539	Sep 28, 12	Dec 11, 13	932 94	733 54			199 40
	FIFO	1,263 300	Oct 08, 12	Dec 11, 13	19,151 62	15,298.56			3,853 06
Total					\$393,554.19	\$428,053.22		-\$71,162.32	\$36,663.29
Net long-term capital gains or losses								-\$34,499.03	
Net capital gains/losses:								-\$35,808.65	

Exempt Organization Return

Department of the Treasury
Internal Revenue Service

► File a separate application for each return.
► Information about Form 8868 and its instructions is at www.irs.gov/form8868.

- If you are filing for an **Automatic 3-Month Extension**, complete only **Part I** and check this box
- If you are filing for an **Additional (Not Automatic) 3-Month Extension**, complete only **Part II** (on page 2 of this form)

Do not complete Part II unless you have already been granted an automatic 3-month extension on a previously filed Form 8868

Electronic filing (e-file). You can electronically file Form 8868 if you need a 3-month automatic extension of time to file (6 months for a corporation required to file Form 990-T), or an additional (not automatic) 3-month extension of time. You can electronically file Form 8868 to request an extension of time to file any of the forms listed in Part I or Part II with the exception of Form 8870, Information Return for Transfers Associated With Certain Personal Benefit Contracts, which must be sent to the IRS in paper format (see instructions) For more details on the electronic filing of this form, visit www.irs.gov/efile and click on *e-file for Charities & Nonprofits*.

Part I Automatic 3-Month Extension of Time. Only submit original (no copies needed).

A corporation required to file Form 990-T and requesting an automatic 6-month extension - check this box and complete Part I only

All other corporations (including 1120-C filers), partnerships, REMICs, and trusts must use Form 7004 to request an extension of time to file income tax returns.

Enter filer's identifying number

Type or print	Name of exempt organization or other filer, see instructions THE B HOLMAN FOUNDATION	Employer identification number (EIN) or 75-2910322
	Number, street, and room or suite no. If a P.O. box, see instructions. 10000 N CENTRAL EXPY, NO. 1400	Social security number (SSN)
File by the due date for filing your return. See instructions	City, town or post office, state, and ZIP code. For a foreign address, see instructions DALLAS, TX 75231	

Enter the Return code for the return that this application is for (file a separate application for each return)

04

Application Is For	Return Code	Application Is For	Return Code
Form 990 or Form 990-EZ	01	Form 990-T (corporation)	07
Form 990-BL	02	Form 1041-A	08
Form 4720 (individual)	03	Form 4720 (other than individual)	09
Form 990-PF	04	Form 5227	10
Form 990-T (sec 401(a) or 408(a) trust)	05	Form 6069	11
Form 990-T (trust other than above)	06	Form 8870	12

MICHAEL MAGERS

- The books are in the care of ► **10,000 N CENTRAL EXPY, #1400 - DALLAS, TX 75231**
Telephone No ► **214-361-1400** Fax No ► _____

- If the organization does not have an office or place of business in the United States, check this box
- If this is for a Group Return, enter the organization's four digit Group Exemption Number (GEN) _____ If this is for the whole group, check this box . If it is for part of the group, check this box and attach a list with the names and EINs of all members the extension is for _____

1 I request an automatic 3-month (6 months for a corporation required to file Form 990-T) extension of time until **AUGUST 15, 2014**, to file the exempt organization return for the organization named above. The extension is for the organization's return for:
 ► calendar year **2013** or
 ► tax year beginning _____, and ending _____

2 If the tax year entered in line 1 is for less than 12 months, check reason Initial return Final return
 Change in accounting period

3a	If this application is for Forms 990-BL, 990-PF, 990-T, 4720, or 6069, enter the tentative tax, less any nonrefundable credits. See instructions	3a	\$	0.
b	If this application is for Forms 990-PF, 990-T, 4720, or 6069, enter any refundable credits and estimated tax payments made. Include any prior year overpayment allowed as a credit	3b	\$	0.
c	Balance due. Subtract line 3b from line 3a. Include your payment with this form, if required, by using EFTPS (Electronic Federal Tax Payment System). See instructions	3c	\$	0.

Caution. If you are going to make an electronic funds withdrawal (direct debit) with this Form 8868, see Form 8453-EO and Form 8879-EO for payment instructions.