



See a Social Security Number? Say Something!  
Report Privacy Problems to <https://public.resource.org/privacy>  
Or call the IRS Identity Theft Hotline at 1-800-908-4490



Form **990-PF**

Department of the Treasury  
Internal Revenue Service

Return of Private Foundation

or Section 4947(a)(1) Trust Treated as Private Foundation

Do not enter Social Security numbers on this form as it may be made public. By law, the IRS cannot redact the information on the form.

Information about Form 990-PF and its instructions is at [www.irs.gov/form990pf](http://www.irs.gov/form990pf).

OMB No 1545-0052

2013

Open to Public Inspection

For calendar year 2013, or tax year beginning 01-01-2013 , and ending 12-31-2013

|   |  |  |  |
|---|--|--|--|
| Name of foundation<br>THE SODERQUIST FAMILY FOUNDATION<br>C/O DONALD G SODERQUIST<br>% DONALD G SODERQUIST  |  | A Employer identification number<br><br>73-1621266   |  |
| Number and street (or P O box number if mail is not delivered to street address)<br>201 SOUTH 19TH STREET SUITE P<br>Suite  |  | B Telephone number (see instructions)<br><br>(479) 986-0110  |  |
| City or town, state or province, country, and ZIP or foreign postal code<br>ROGERS, AR 72758  |  | C If exemption application is pending, check here <input type="checkbox"/>   |  |
| G Check all that apply<br><div><input type="checkbox"/> Initial return<br/><input type="checkbox"/> Final return<br/><input type="checkbox"/> Address change</div> <div><input type="checkbox"/> Initial return of a former public charity<br/><input type="checkbox"/> Amended return<br/><input type="checkbox"/> Name change</div> |  | D 1. Foreign organizations, check here <input type="checkbox"/><br>2. Foreign organizations meeting the 85% test, check here and attach computation <input type="checkbox"/> |  |
| H Check type of organization <input checked="" type="checkbox"/> Section 501(c)(3) exempt private foundation<br><input type="checkbox"/> Section 4947(a)(1) nonexempt charitable trust <input type="checkbox"/> Other taxable private foundation  |  | E If private foundation status was terminated under section 507(b)(1)(A), check here <input type="checkbox"/>  |  |
| I Fair market value of all assets at end of year (from Part II, col. (c), line 16) <input checked="" type="checkbox"/> \$ 22,228,910  | J Accounting method <input checked="" type="checkbox"/> Cash <input type="checkbox"/> Accrual<br><input type="checkbox"/> Other (specify) _____<br>(Part I, column (d) must be on cash basis.) | F If the foundation is in a 60-month termination under section 507(b)(1)(B), check here <input type="checkbox"/>   |  |

| Part I Analysis of Revenue and Expenses (The total of amounts in columns (b), (c), and (d) may not necessarily equal the amounts in column (a) (see instructions) ) |   | (a) Revenue and expenses per books | (b) Net investment income | (c) Adjusted net income | (d) Disbursements for charitable purposes (cash basis only) |
|---|---|------------------------------------|---------------------------|-------------------------|---|
| Revenue   | 1 Contributions, gifts, grants, etc , received (attach schedule)                            | 1,178,871                          |                           |                         |   |
|   | 2 Check <input type="checkbox"/> if the foundation is <b>not</b> required to attach Sch B   |                                    |                           |                         |   |
|   | 3 Interest on savings and temporary cash investments  | 322                                | 322                       |                         |   |
|   | 4 Dividends and interest from securities. . . . .   | 354,513                            | 354,513                   |                         |   |
|   | 5a Gross rents . . . . .  |                                    |                           |                         |   |
|   | b Net rental income or (loss) _____   |                                    |                           |                         |   |
|   | 6a Net gain or (loss) from sale of assets not on line 10                                    | 827,222                            |                           |                         |   |
|   | b Gross sales price for all assets on line 6a<br>5,466,057                                  |                                    |                           |                         |   |
|   | 7 Capital gain net income (from Part IV, line 2) . . .                                      |                                    | 827,222                   |                         |   |
|   | 8 Net short-term capital gain . . . . .   |                                    |                           |                         |   |
|   | 9 Income modifications . . . . .  |                                    |                           |                         |   |
|   | 10a Gross sales less returns and allowances   |                                    |                           |                         |   |
| Operating and Administrative Expenses   | b Less Cost of goods sold . . . . .   |                                    |                           |                         |   |
|   | c Gross profit or (loss) (attach schedule) . . . . .  |                                    |                           |                         |   |
|   | 11 Other income (attach schedule) . . . . .   |                                    |                           |                         |   |
|   | 12 <b>Total.</b> Add lines 1 through 11 . . . . .   | 2,360,928                          | 1,182,057                 |                         |   |
|   | 13 Compensation of officers, directors, trustees, etc                                       | 0                                  |                           |                         |   |
|   | 14 Other employee salaries and wages . . . . .  |                                    |                           |                         |   |
|   | 15 Pension plans, employee benefits . . . . .   |                                    |                           |                         |   |
|   | 16a Legal fees (attach schedule) . . . . .  |                                    |                           |                         |   |
|   | b Accounting fees (attach schedule) . . . . .   | 8,966                              | 8,966                     | 0                       | 0   |
|   | c Other professional fees (attach schedule) . . . . .                                       | 103,428                            | 103,428                   |                         |   |
|   | 17 Interest . . . . .   |                                    |                           |                         |   |
|   | 18 Taxes (attach schedule) (see instructions)   | 16,227                             | 1,026                     |                         |   |
|   | 19 Depreciation (attach schedule) and depletion . . .                                       |                                    |                           |                         |   |
|   | 20 Occupancy . . . . .  | 103,878                            |                           |                         |   |
|   | 21 Travel, conferences, and meetings . . . . .  | 1,900                              | 1,900                     |                         |   |
|   | 22 Printing and publications . . . . .  | 329                                | 329                       |                         |   |
|   | 23 Other expenses (attach schedule) . . . . .   | 75                                 | 75                        |                         |   |
|   | 24 <b>Total operating and administrative expenses.</b><br>Add lines 13 through 23 . . . . . | 234,803                            | 115,724                   | 0                       | 0   |
|   | 25 Contributions, gifts, grants paid . . . . .  | 650,893                            |                           |                         | 650,893   |
|   | 26 <b>Total expenses and disbursements.</b> Add lines 24 and 25                             | 885,696                            | 115,724                   | 0                       | 650,893   |
|   | 27 Subtract line 26 from line 12  |                                    |                           |                         |   |
|   | a <b>Excess of revenue over expenses and disbursements</b>                                  | 1,475,232                          |                           |                         |   |
|   | b <b>Net investment income</b> (if negative, enter -0-)                                     |                                    | 1,066,333                 |                         |   |
|   | c <b>Adjusted net income</b> (if negative, enter -0-)                                       |                                    |                           |                         |   |

| Part II Balance Sheets      |   | Attached schedules and amounts in the description column should be for end-of-year amounts only (See instructions )               | Beginning of year | End of year    |                       |
|-----------------------------|---|---|-------------------|----------------|-----------------------|
|                             |   |   | (a) Book Value    | (b) Book Value | (c) Fair Market Value |
| Assets                      | 1   | Cash—non-interest-bearing . . . . .   |                   |                |                       |
|                             | 2   | Savings and temporary cash investments . . . . .  | 1,600,695         | 1,688,849      | 1,688,849             |
|                             | 3   | Accounts receivable ▶ _____<br>Less allowance for doubtful accounts ▶ _____   |                   |                |                       |
|                             | 4   | Pledges receivable ▶ _____<br>Less allowance for doubtful accounts ▶ _____  |                   |                |                       |
|                             | 5   | Grants receivable . . . . .   |                   |                |                       |
|                             | 6   | Receivables due from officers, directors, trustees, and other disqualified persons (attach schedule) (see instructions) . . . . . |                   |                |                       |
|                             | 7   | Other notes and loans receivable (attach schedule) ▶ _____<br>Less allowance for doubtful accounts ▶ _____                        |                   |                |                       |
|                             | 8   | Inventories for sale or use . . . . .   |                   |                |                       |
|                             | 9   | Prepaid expenses and deferred charges . . . . .   |                   |                |                       |
|                             | 10a   | Investments—U S and state government obligations (attach schedule)  |                   |                |                       |
|                             | b   | Investments—corporate stock (attach schedule) . . . . .   | 11,490,961        | 12,880,849     | 15,265,672            |
|                             | c   | Investments—corporate bonds (attach schedule). . . . .  |                   |                |                       |
|                             | 11  | Investments—land, buildings, and equipment basis ▶ _____ 4,860,904<br>Less accumulated depreciation (attach schedule) ▶ _____     | 4,860,904         | 4,860,904      | 5,254,508             |
|                             | 12  | Investments—mortgage loans . . . . .  |                   |                |                       |
|                             | 13  | Investments—other (attach schedule) . . . . .   |                   |                |                       |
|                             | 14  | Land, buildings, and equipment basis ▶ _____<br>Less accumulated depreciation (attach schedule) ▶ _____                           |                   |                |                       |
| 15                          | Other assets (describe ▶ _____)   | 22,691  | 19,881            | 19,881         |                       |
| 16                          | Total assets (to be completed by all filers—see the instructions Also, see page 1, item I)                                    | 17,975,251  | 19,450,483        | 22,228,910     |                       |
| Liabilities                 | 17  | Accounts payable and accrued expenses . . . . .   |                   |                |                       |
|                             | 18  | Grants payable . . . . .  |                   |                |                       |
|                             | 19  | Deferred revenue . . . . .  |                   |                |                       |
|                             | 20  | Loans from officers, directors, trustees, and other disqualified persons  |                   |                |                       |
|                             | 21  | Mortgages and other notes payable (attach schedule) . . . . .   |                   |                |                       |
|                             | 22  | Other liabilities (describe ▶ _____)  |                   |                |                       |
|                             | 23  | Total liabilities (add lines 17 through 22) . . . . .   |                   | 0              |                       |
| Net Assets or Fund Balances | Foundations that follow SFAS 117, check here ▶ <input type="checkbox"/> and complete lines 24 through 26 and lines 30 and 31. |   |                   |                |                       |
|                             | 24  | Unrestricted . . . . .  |                   |                |                       |
|                             | 25  | Temporarily restricted . . . . .  |                   |                |                       |
|                             | 26  | Permanently restricted . . . . .  |                   |                |                       |
|                             | Foundations that do not follow SFAS 117, check here ▶ <input checked="" type="checkbox"/> and complete lines 27 through 31.   |   |                   |                |                       |
|                             | 27  | Capital stock, trust principal, or current funds . . . . .  |                   |                |                       |
|                             | 28  | Paid-in or capital surplus, or land, bldg , and equipment fund  |                   |                |                       |
|                             | 29  | Retained earnings, accumulated income, endowment, or other funds  | 17,975,251        | 19,450,483     |                       |
|                             | 30  | Total net assets or fund balances (see page 17 of the instructions) . . . . .   | 17,975,251        | 19,450,483     |                       |
| 31                          | Total liabilities and net assets/fund balances (see page 17 of the instructions) . . . . .                                    | 17,975,251  | 19,450,483        |                |                       |

Part III Analysis of Changes in Net Assets or Fund Balances

|   |  |   |            |
|---|--|---|------------|
| 1 | Total net assets or fund balances at beginning of year—Part II, column (a), line 30 (must agree with end-of-year figure reported on prior year’s return) . . . . . | 1 | 17,975,251 |
| 2 | Enter amount from Part I, line 27a . . . . .   | 2 | 1,475,232  |
| 3 | Other increases not included in line 2 (itemize) ▶ _____   | 3 |            |
| 4 | Add lines 1, 2, and 3 . . . . .  | 4 | 19,450,483 |
| 5 | Decreases not included in line 2 (itemize) ▶ _____   | 5 |            |
| 6 | Total net assets or fund balances at end of year (line 4 minus line 5)—Part II, column (b), line 30 . . . . .  | 6 | 19,450,483 |

Part IV Capital Gains and Losses for Tax on Investment Income

|   |                           |  |                                      |                                  |
|---|---------------------------|--|--------------------------------------|----------------------------------|
| (a) List and describe the kind(s) of property sold (e g , real estate, 2-story brick warehouse, or common stock, 200 shs MLC Co ) |                           | (b) How acquired<br>P—Purchase<br>D—Donation | (c) Date acquired<br>(mo , day, yr ) | (d) Date sold<br>(mo , day, yr ) |
| 1a  | See Additional Data Table |  |                                      |                                  |
| b   |                           |  |                                      |                                  |
| c   |                           |  |                                      |                                  |
| d   |                           |  |                                      |                                  |
| e   |                           |  |                                      |                                  |

|                             |  |   |  |
|-----------------------------|--|---|--|
| (e) Gross sales price       | (f) Depreciation allowed<br>(or allowable) | (g) Cost or other basis<br>plus expense of sale | (h) Gain or (loss)<br>(e) plus (f) minus (g) |
| a See Additional Data Table |  |   |  |
| b                           |  |   |  |
| c                           |  |   |  |
| d                           |  |   |  |
| e                           |  |   |  |

|   |                                      |   |  |
|---|--------------------------------------|---|--|
| Complete only for assets showing gain in column (h) and owned by the foundation on 12/31/69 |                                      |   | (l) Gains (Col (h) gain minus<br>col (k), but not less than -0-) or<br>Losses (from col (h)) |
| (i) F M V as of 12/31/69  | (j) Adjusted basis<br>as of 12/31/69 | (k) Excess of col (i)<br>over col (j), if any |  |
| a See Additional Data Table   |                                      |   |  |
| b   |                                      |   |  |
| c   |                                      |   |  |
| d   |                                      |   |  |
| e   |                                      |   |  |

|   |  |   |   |         |
|---|--|---|---|---------|
| 2 | Capital gain net income or (net capital loss)  | { If gain, also enter in Part I, line 7<br>If (loss), enter -0- in Part I, line 7 } | 2 | 827,222 |
| 3 | Net short-term capital gain or (loss) as defined in sections 1222(5) and (6)<br><br>If gain, also enter in Part I, line 8, column (c) (see instructions) If (loss), enter -0-<br>in Part I, line 8 . . . . . |   | 3 |         |

Part V Qualification Under Section 4940(e) for Reduced Tax on Net Investment Income

(For optional use by domestic private foundations subject to the section 4940(a) tax on net investment income )

If section 4940(d)(2) applies, leave this part blank

Was the foundation liable for the section 4942 tax on the distributable amount of any year in the base period? ☐ Yes ☒ No

If "Yes," the foundation does not qualify under section 4940(e) Do not complete this part

1 Enter the appropriate amount in each column for each year, see page 18 of the instructions before making any entries

|  |  |  |   |
|--|--|--|---|
| (a)<br>Base period years Calendar<br>year (or tax year beginning in) | (b)<br>Adjusted qualifying distributions | (c)<br>Net value of noncharitable-use assets | (d)<br>Distribution ratio<br>(col (b) divided by col (c)) |
| 2012   | 783,811                                  | 13,430,166                                   | 0 058362  |
| 2011   | 793,877                                  | 15,578,089                                   | 0 050961  |
| 2010   | 695,080                                  | 16,051,199                                   | 0 043304  |
| 2009   | 711,234                                  | 14,075,345                                   | 0 05053   |
| 2008   | 773,970                                  | 14,874,934                                   | 0 052032  |

|   |  |   |            |
|---|--|---|------------|
| 2 | Total of line 1, column (d). . . . .   | 2 | 0 255189   |
| 3 | Average distribution ratio for the 5-year base period—divide the total on line 2 by 5, or by<br>the number of years the foundation has been in existence if less than 5 years . . . . .  | 3 | 0 051038   |
| 4 | Enter the net value of noncharitable-use assets for 2013 from Part X, line 5. . . . .  | 4 | 15,290,884 |
| 5 | Multiply line 4 by line 3. . . . .   | 5 | 780,416    |
| 6 | Enter 1% of net investment income (1% of Part I, line 27b). . . . .  | 6 | 10,663     |
| 7 | Add lines 5 and 6. . . . .   | 7 | 791,079    |
| 8 | Enter qualifying distributions from Part XII, line 4. . . . .<br><br>If line 8 is equal to or greater than line 7, check the box in Part VI, line 1b, and complete that part using a 1% tax rate See<br>the Part VI instructions | 8 | 650,893    |

|  |           |        |
|--|-----------|--------|
| <b>Part VI    Excise Tax Based on Investment Income (Section 4940(a), 4940(b), 4940(e), or 4948—see page 18 of the instructions)</b>                               |           |        |
| <b>1a</b> Exempt operating foundations described in section 4940(d)(2), check here <input type="checkbox"/> and enter "N/A" on line 1                              |           |        |
| Date of ruling or determination letter _____ (attach copy of letter if necessary—see instructions)   |           |        |
| <b>b</b> Domestic foundations that meet the section 4940(e) requirements in Part V, check here <input type="checkbox"/> and enter 1% of Part I, line 27b . . . . . | <b>1</b>  | 21,327 |
| <b>c</b> All other domestic foundations enter 2% of line 27b. Exempt foreign organizations enter 4% of Part I, line 12, col. (b)                                   |           |        |
| <b>2</b> Tax under section 511 (domestic section 4947(a)(1) trusts and taxable foundations only. Others enter -0-)   | <b>2</b>  |        |
| <b>3</b> Add lines 1 and 2. . . . .  | <b>3</b>  | 21,327 |
| <b>4</b> Subtitle A (income) tax (domestic section 4947(a)(1) trusts and taxable foundations only. Others enter -0-)   | <b>4</b>  |        |
| <b>5</b> <b>Tax based on investment income.</b> Subtract line 4 from line 3. If zero or less, enter -0- . . . . .  | <b>5</b>  | 21,327 |
| <b>6</b> Credits/Payments  |           |        |
| <b>a</b> 2013 estimated tax payments and 2012 overpayment credited to 2013   | <b>6a</b> | 14,976 |
| <b>b</b> Exempt foreign organizations—tax withheld at source . . . . .   | <b>6b</b> |        |
| <b>c</b> Tax paid with application for extension of time to file (Form 8868)   | <b>6c</b> | 29,000 |
| <b>d</b> Backup withholding erroneously withheld . . . . .   | <b>6d</b> |        |
| <b>7</b> Total credits and payments. Add lines 6a through 6d. . . . .  | <b>7</b>  | 43,976 |
| <b>8</b> Enter any <b>penalty</b> for underpayment of estimated tax. Check here <input type="checkbox"/> if Form 2220 is attached.                                 | <b>8</b>  |        |
| <b>9</b> <b>Tax due.</b> If the total of lines 5 and 8 is more than line 7, enter <b>amount owed</b> . . . . .   | <b>9</b>  |        |
| <b>10</b> <b>Overpayment.</b> If line 7 is more than the total of lines 5 and 8, enter the <b>amount overpaid</b> . . . . .  | <b>10</b> | 22,649 |
| <b>11</b> Enter the amount of line 10 to be <b>Credited to 2014 estimated tax</b> 22,649 <b>Refunded</b> . . . . .   | <b>11</b> |        |

|  |           |     |    |
|--|-----------|-----|----|
| <b>Part VII-A    Statements Regarding Activities</b>   |           |     |    |
| <b>1a</b> During the tax year, did the foundation attempt to influence any national, state, or local legislation or did it participate or intervene in any political campaign? . . . . .   | <b>1a</b> | Yes | No |
| <b>b</b> Did it spend more than \$100 during the year (either directly or indirectly) for political purposes (see page 19 of the instructions for definition)? . . . . .<br><i>If the answer is "Yes" to 1a or 1b, attach a detailed description of the activities and copies of any materials published or distributed by the foundation in connection with the activities.</i> | <b>1b</b> |     | No |
| <b>c</b> Did the foundation file <b>Form 1120-POL</b> for this year? . . . . .   | <b>1c</b> |     | No |
| <b>d</b> Enter the amount (if any) of tax on political expenditures (section 4955) imposed during the year:<br><b>(1)</b> On the foundation <input type="checkbox"/> \$ _____ <b>(2)</b> On foundation managers <input type="checkbox"/> \$ _____  |           |     |    |
| <b>e</b> Enter the reimbursement (if any) paid by the foundation during the year for political expenditure tax imposed on foundation managers <input type="checkbox"/> \$ _____  |           |     |    |
| <b>2</b> Has the foundation engaged in any activities that have not previously been reported to the IRS? . . . . .<br><i>If "Yes," attach a detailed description of the activities.</i>  | <b>2</b>  |     | No |
| <b>3</b> Has the foundation made any changes, not previously reported to the IRS, in its governing instrument, articles of incorporation, or bylaws, or other similar instruments? <i>If "Yes," attach a conformed copy of the changes</i> . . . . .   | <b>3</b>  |     | No |
| <b>4a</b> Did the foundation have unrelated business gross income of \$1,000 or more during the year? . . . . .  | <b>4a</b> |     | No |
| <b>b</b> If "Yes," has it filed a tax return on <b>Form 990-T</b> for this year? . . . . .   | <b>4b</b> |     |    |
| <b>5</b> Was there a liquidation, termination, dissolution, or substantial contraction during the year? . . . . .<br><i>If "Yes," attach the statement required by General Instruction T.</i>  | <b>5</b>  |     | No |
| <b>6</b> Are the requirements of section 508(e) (relating to sections 4941 through 4945) satisfied either:<br>• By language in the governing instrument, or<br>• By state legislation that effectively amends the governing instrument so that no mandatory directions that conflict with the state law remain in the governing instrument? . . . . .                            | <b>6</b>  | Yes |    |
| <b>7</b> Did the foundation have at least \$5,000 in assets at any time during the year? <i>If "Yes," complete Part II, col. (c), and Part XV.</i>   | <b>7</b>  | Yes |    |
| <b>8a</b> Enter the states to which the foundation reports or with which it is registered (see instructions)<br><input type="checkbox"/> _____   |           |     |    |
| <b>b</b> If the answer is "Yes" to line 7, has the foundation furnished a copy of Form 990-PF to the Attorney General (or designate) of each state as required by General Instruction G? <i>If "No," attach explanation.</i>   | <b>8b</b> | Yes |    |
| <b>9</b> Is the foundation claiming status as a private operating foundation within the meaning of section 4942(j)(3) or 4942(j)(5) for calendar year 2013 or the taxable year beginning in 2013 (see instructions for Part XIV)?<br><i>If "Yes," complete Part XIV</i> . . . . .  | <b>9</b>  |     | No |
| <b>10</b> Did any persons become substantial contributors during the tax year? <i>If "Yes," attach a schedule listing their names and addresses.</i>   | <b>10</b> |     | No |

Part VII-A

Statements Regarding Activities *(continued)*

|                     |   |    |     |    |
|---------------------|---|----|-----|----|
| 11                  | At any time during the year, did the foundation, directly or indirectly, own a controlled entity within the meaning of section 512(b)(13)? If "Yes," attach schedule (see instructions).  | 11 |     | No |
| 12                  | Did the foundation make a distribution to a donor advised fund over which the foundation or a disqualified person had advisory privileges? If "Yes," attach statement (see instructions)  | 12 |     | No |
| 13                  | Did the foundation comply with the public inspection requirements for its annual returns and exemption application?   | 13 | Yes |    |
| Website address N/A |   |    |     |    |
| 14                  | The books are in care of DONALD G SODERQUIST Telephone no (479) 986-0110<br>Located at 201 SOUTH 19TH STREET SUITE P ROGERS AR ZIP+4 72758  |    |     |    |
| 15                  | Section 4947(a)(1) nonexempt charitable trusts filing Form 990-PF in lieu of Form 1041 —Check here and enter the amount of tax-exempt interest received or accrued during the year.       |    |     |    |
|                     |   | 15 |     |    |
| 16                  | At any time during calendar year 2013, did the foundation have an interest in or a signature or other authority over a bank, securities, or other financial account in a foreign country? | 16 | Yes | No |
|                     | See instructions for exceptions and filing requirements for Form TD F 90-22.1 If "Yes", enter the name of the foreign country   |    |     |    |

Part VII-B

Statements Regarding Activities for Which Form 4720 May Be Required

|   |  |    |     |    |
|---|--|----|-----|----|
| File Form 4720 if any item is checked in the "Yes" column, unless an exception applies. |  |    | Yes | No |
| 1a  | During the year did the foundation (either directly or indirectly)   |    |     |    |
|   | (1) Engage in the sale or exchange, or leasing of property with a disqualified person?   |    |     |    |
|   | (2) Borrow money from, lend money to, or otherwise extend credit to (or accept it from) a disqualified person?   |    |     |    |
|   | (3) Furnish goods, services, or facilities to (or accept them from) a disqualified person?   |    |     |    |
|   | (4) Pay compensation to, or pay or reimburse the expenses of, a disqualified person?   |    |     |    |
|   | (5) Transfer any income or assets to a disqualified person (or make any of either available for the benefit or use of a disqualified person)?  |    |     |    |
|   | (6) Agree to pay money or property to a government official? (Exception. Check "No" if the foundation agreed to make a grant to or to employ the official for a period after termination of government service, if terminating within 90 days ).   |    |     |    |
| b   | If any answer is "Yes" to 1a(1)–(6), did any of the acts fail to qualify under the exceptions described in Regulations section 53.4941(d)-3 or in a current notice regarding disaster assistance (see page 20 of the instructions)? Organizations relying on a current notice regarding disaster assistance check here.  | 1b |     |    |
| c   | Did the foundation engage in a prior year in any of the acts described in 1a, other than excepted acts, that were not corrected before the first day of the tax year beginning in 2013?  | 1c |     | No |
| 2   | Taxes on failure to distribute income (section 4942) (does not apply for years the foundation was a private operating foundation defined in section 4942(j)(3) or 4942(j)(5))  |    |     |    |
| a   | At the end of tax year 2013, did the foundation have any undistributed income (lines 6d and 6e, Part XIII) for tax year(s) beginning before 2013? If "Yes," list the years 20____, 20____, 20____, 20____  |    |     |    |
| b   | Are there any years listed in 2a for which the foundation is not applying the provisions of section 4942(a)(2) (relating to incorrect valuation of assets) to the year's undistributed income? (If applying section 4942(a)(2) to all years listed, answer "No" and attach statement—see instructions ).   | 2b |     |    |
| c   | If the provisions of section 4942(a)(2) are being applied to any of the years listed in 2a, list the years here 20____, 20____, 20____, 20____   |    |     |    |
| 3a  | Did the foundation hold more than a 2% direct or indirect interest in any business enterprise at any time during the year?   |    |     |    |
| b   | If "Yes," did it have excess business holdings in 2013 as a result of (1) any purchase by the foundation or disqualified persons after May 26, 1969, (2) the lapse of the 5-year period (or longer period approved by the Commissioner under section 4943(c)(7)) to dispose of holdings acquired by gift or bequest, or (3) the lapse of the 10-, 15-, or 20-year first phase holding period? (Use Schedule C, Form 4720, to determine if the foundation had excess business holdings in 2013.). | 3b |     |    |
| 4a  | Did the foundation invest during the year any amount in a manner that would jeopardize its charitable purposes?  | 4a |     | No |
| b   | Did the foundation make any investment in a prior year (but after December 31, 1969) that could jeopardize its charitable purpose that had not been removed from jeopardy before the first day of the tax year beginning in 2013?  | 4b |     | No |

Part VII-B

Statements Regarding Activities for Which Form 4720 May Be Required (continued)

|  |  |                              |  |    |
|--|--|------------------------------|--|----|
| 5a During the year did the foundation pay or incur any amount to   |  |                              |  |    |
| (1) Carry on propaganda, or otherwise attempt to influence legislation (section 4945(e))?  |  | <input type="checkbox"/> Yes | <input checked="" type="checkbox"/> No |    |
| (2) Influence the outcome of any specific public election (see section 4955), or to carry on, directly or indirectly, any voter registration drive?  |  | <input type="checkbox"/> Yes | <input checked="" type="checkbox"/> No |    |
| (3) Provide a grant to an individual for travel, study, or other similar purposes?   |  | <input type="checkbox"/> Yes | <input checked="" type="checkbox"/> No |    |
| (4) Provide a grant to an organization other than a charitable, etc , organization described in section 509(a)(1 ), (2), or (3), or section 4940(d)(2)? (see instructions).  |  | <input type="checkbox"/> Yes | <input checked="" type="checkbox"/> No |    |
| (5) Provide for any purpose other than religious, charitable, scientific, literary, or educational purposes, or for the prevention of cruelty to children or animals?  |  | <input type="checkbox"/> Yes | <input checked="" type="checkbox"/> No |    |
| b If any answer is "Yes" to 5a(1)–(5), did <b>any</b> of the transactions fail to qualify under the exceptions described in Regulations section 53.4945 or in a current notice regarding disaster assistance (see instructions)? |  | 5b                           |  |    |
| Organizations relying on a current notice regarding disaster assistance check here.  |  |                              |  |    |
| c If the answer is "Yes" to question 5a(4), does the foundation claim exemption from the tax because it maintained expenditure responsibility for the grant?   |  | <input type="checkbox"/> Yes | <input type="checkbox"/> No            |    |
| If "Yes," attach the statement required by Regulations section 53.4945–5(d).   |  |                              |  |    |
| 6a Did the foundation, during the year, receive any funds, directly or indirectly, to pay premiums on a personal benefit contract?   |  | <input type="checkbox"/> Yes | <input checked="" type="checkbox"/> No |    |
| b Did the foundation, during the year, pay premiums, directly or indirectly, on a personal benefit contract?   |  | 6b                           |  | No |
| If "Yes" to 6b, file Form 8870.  |  |                              |  |    |
| 7a At any time during the tax year, was the foundation a party to a prohibited tax shelter transaction?  |  | <input type="checkbox"/> Yes | <input checked="" type="checkbox"/> No |    |
| b If yes, did the foundation receive any proceeds or have any net income attributable to the transaction?  |  | 7b                           |  |    |

Part VIII

Information About Officers, Directors, Trustees, Foundation Managers, Highly Paid Employees, and Contractors

|  |   |   |   |                                       |
|--|---|---|---|---------------------------------------|
| 1 List all officers, directors, trustees, foundation managers and their compensation (see instructions).                     |   |   |   |                                       |
| (a) Name and address   | (b) Title, and average hours per week devoted to position | (c) Compensation (If not paid, enter -0-) | (d) Contributions to employee benefit plans and deferred compensation | (e) Expense account, other allowances |
| See Additional Data Table  |   |   |   |                                       |
|  |   |   |   |                                       |
|  |   |   |   |                                       |
|  |   |   |   |                                       |
|  |   |   |   |                                       |
|  |   |   |   |                                       |
|  |   |   |   |                                       |
| 2 Compensation of five highest-paid employees (other than those included on line 1—see instructions). If none, enter "NONE." |   |   |   |                                       |
| (a) Name and address of each employee paid more than \$50,000  | (b) Title, and average hours per week devoted to position | (c) Compensation                          | (d) Contributions to employee benefit plans and deferred compensation | (e) Expense account, other allowances |
|  |   |   |   |                                       |
|  |   |   |   |                                       |
|  |   |   |   |                                       |
|  |   |   |   |                                       |
|  |   |   |   |                                       |
|  |   |   |   |                                       |
|  |   |   |   |                                       |
|  |   |   |   |                                       |
| Total number of other employees paid over \$50,000.  |   |   |   | 0                                     |

Part VIII

Information About Officers, Directors, Trustees, Foundation Managers, Highly Paid Employees, and Contractors (continued)

| 3 Five highest-paid independent contractors for professional services (see instructions). If none, enter "NONE". |                      |                  |
|--|----------------------|------------------|
| (a) Name and address of each person paid more than \$50,000  | (b) Type of service  | (c) Compensation |
| ARVEST ASSET MANAGEMENT<br>125 PARKWOOD STREET SUITE C<br>LOWELL,AR 72745  | INVESTMENT MANAGEMNT | 103,428          |
|  |                      |                  |
|  |                      |                  |
|  |                      |                  |
|  |                      |                  |
|  |                      |                  |
|  |                      |                  |
|  |                      |                  |
|  |                      |                  |
| Total number of others receiving over \$50,000 for professional services. . . . .                                |                      | 0                |

Part IX-A

Summary of Direct Charitable Activities

| List the foundation's four largest direct charitable activities during the tax year. Include relevant statistical information such as the number of organizations and other beneficiaries served, conferences convened, research papers produced, etc. | Expenses |
|--|----------|
| 1 GRANT TO CHARITIES AND ORGANIZATIONS (SEE ATTACHMENT 11) FOR CHARITABLE PURPOSES   | 650,893  |
| 2  |          |
| 3  |          |
| 4  |          |

Part IX-B

Summary of Program-Related Investments (see instructions)

| Describe the two largest program-related investments made by the foundation during the tax year on lines 1 and 2 | Amount |
|--|--------|
| 1 NONE   |        |
| 2  |        |
|  |        |
|  |        |
| All other program-related investments. See page 24 of the instructions.  |        |
| 3  |        |
|  |        |
|  |        |
| Total. Add lines 1 through 3. . . . .  |        |



Part X

Minimum Investment Return (All domestic foundations must complete this part. Foreign foundations, see instructions.)

|   |  |    |            |
|---|--|----|------------|
| 1 | Fair market value of assets not used (or held for use) directly in carrying out charitable, etc , purposes         |    |            |
| a | Average monthly fair market value of securities. . . . .   | 1a | 14,402,686 |
| b | Average of monthly cash balances. . . . .  | 1b | 1,121,054  |
| c | Fair market value of all other assets (see instructions). . . . .  | 1c | 0          |
| d | Total (add lines 1a, b, and c). . . . .  | 1d | 15,523,740 |
| e | Reduction claimed for blockage or other factors reported on lines 1a and 1c (attach detailed explanation). . . . . | 1e |            |
| 2 | Acquisition indebtedness applicable to line 1 assets. . . . .  | 2  | 0          |
| 3 | Subtract line 2 from line 1d. . . . .  | 3  | 15,523,740 |
| 4 | Cash deemed held for charitable activities Enter 1 1/2% of line 3 (for greater amount, see instructions). . . . .  | 4  | 232,856    |
| 5 | Net value of noncharitable-use assets. Subtract line 4 from line 3 Enter here and on Part V, line 4                | 5  | 15,290,884 |
| 6 | Minimum investment return. Enter 5% of line 5. . . . .   | 6  | 764,544    |

Part XI

Distributable Amount (see instructions) (Section 4942(j)(3) and (j)(5) private operating foundations and certain foreign organizations check here ☐ and do not complete this part.)

|    |   |    |         |
|----|---|----|---------|
| 1  | Minimum investment return from Part X, line 6. . . . .  | 1  | 764,544 |
| 2a | Tax on investment income for 2013 from Part VI, line 5. . . . .   | 2a | 21,327  |
| b  | Income tax for 2013 (This does not include the tax from Part VI ). . . . .                                | 2b |         |
| c  | Add lines 2a and 2b. . . . .  | 2c | 21,327  |
| 3  | Distributable amount before adjustments Subtract line 2c from line 1. . . . .                             | 3  | 743,217 |
| 4  | Recoveries of amounts treated as qualifying distributions. . . . .  | 4  |         |
| 5  | Add lines 3 and 4. . . . .  | 5  | 743,217 |
| 6  | Deduction from distributable amount (see instructions). . . . .   | 6  |         |
| 7  | Distributable amount as adjusted Subtract line 6 from line 5 Enter here and on Part XIII, line 1. . . . . | 7  | 743,217 |

Part XII

Qualifying Distributions (see instructions)

|  |  |    |         |
|--|--|----|---------|
| 1  | Amounts paid (including administrative expenses) to accomplish charitable, etc , purposes  |    |         |
| a  | Expenses, contributions, gifts, etc —total from Part I, column (d), line 26. . . . .   | 1a | 650,893 |
| b  | Program-related investments—total from Part IX-B. . . . .  | 1b | 0       |
| 2  | Amounts paid to acquire assets used (or held for use) directly in carrying out charitable, etc , purposes. . . . .   | 2  | 0       |
| 3  | Amounts set aside for specific charitable projects that satisfy the  |    |         |
| a  | Suitability test (prior IRS approval required). . . . .  | 3a | 0       |
| b  | Cash distribution test (attach the required schedule). . . . .   | 3b | 0       |
| 4  | Qualifying distributions. Add lines 1a through 3b Enter here and on Part V, line 8, and Part XIII, line 4  | 4  | 650,893 |
| 5  | Foundations that qualify under section 4940(e) for the reduced rate of tax on net investment income Enter 1% of Part I, line 27b (see instructions). . . . . | 5  |         |
| 6  | Adjusted qualifying distributions. Subtract line 5 from line 4. . . . .  | 6  | 650,893 |
| Note: The amount on line 6 will be used in Part V, column (b), in subsequent years when calculating whether the foundation qualifies for the section 4940(e) reduction of tax in those years |  |    |         |

Part XIII

Undistributed Income (see instructions)

|   | (a)<br>Corpus | (b)<br>Years prior to 2012 | (c)<br>2012 | (d)<br>2013 |
|---|---------------|----------------------------|-------------|-------------|
| 1 Distributable amount for 2013 from Part XI, line 7  |               |                            |             | 743,217     |
| 2 Undistributed income, if any, as of the end of 2013   |               |                            |             |             |
| a Enter amount for 2012 only. . . . .   |               |                            | 635,948     |             |
| b Total for prior years 2011 , 2010 , 2009  |               |                            |             |             |
| 3 Excess distributions carryover, if any, to 2013   |               |                            |             |             |
| a From 2008. . . . .  |               |                            |             |             |
| b From 2009. . . . .  |               |                            |             | 0           |
| c From 2010. . . . .  |               |                            |             | 0           |
| d From 2011. . . . .  |               |                            |             | 0           |
| e From 2012. . . . .  |               |                            |             | 0           |
| f Total of lines 3a through e. . . . .  | 0             |                            |             |             |
| 4 Qualifying distributions for 2013 from Part XII, line 4 ▶ \$ 650,893  |               |                            |             |             |
| a Applied to 2012, but not more than line 2a  |               |                            | 635,948     |             |
| b Applied to undistributed income of prior years (Election required—see instructions). . . . .  |               |                            |             |             |
| c Treated as distributions out of corpus (Election required—see instructions). . . . .  |               |                            |             |             |
| d Applied to 2013 distributable amount. . . . .   |               |                            |             | 14,945      |
| e Remaining amount distributed out of corpus  | 0             |                            |             |             |
| 5 Excess distributions carryover applied to 2013<br>(If an amount appears in column (d), the same amount must be shown in column (a).)  | 0             |                            |             | 0           |
| 6 Enter the net total of each column as indicated below:  | 0             |                            |             |             |
| a Corpus Add lines 3f, 4c, and 4e Subtract line 5   |               |                            |             |             |
| b Prior years' undistributed income Subtract line 4b from line 2b. . . . .  |               |                            |             |             |
| c Enter the amount of prior years' undistributed income for which a notice of deficiency has been issued, or on which the section 4942(a) tax has been previously assessed. . . . . |               |                            |             |             |
| d Subtract line 6c from line 6b Taxable amount—see instructions . . . . .   |               |                            |             |             |
| e Undistributed income for 2012 Subtract line 4a from line 2a Taxable amount—see instructions . . . . .   |               |                            |             |             |
| f Undistributed income for 2013 Subtract lines 4d and 5 from line 1 This amount must be distributed in 2014 . . . . .   |               |                            |             | 728,272     |
| 7 Amounts treated as distributions out of corpus to satisfy requirements imposed by section 170(b)(1)(F) or 4942(g)(3) (see instructions). . . . .                                  |               |                            |             |             |
| 8 Excess distributions carryover from 2008 not applied on line 5 or line 7 (see instructions). . .  |               |                            |             |             |
| 9 Excess distributions carryover to 2014.<br>Subtract lines 7 and 8 from line 6a . . . . .  | 0             |                            |             |             |
| 10 Analysis of line 9   |               |                            |             |             |
| a Excess from 2009. . . .   |               |                            |             |             |
| b Excess from 2010. . . .   |               |                            |             | 0           |
| c Excess from 2011. . . .   |               |                            |             | 0           |
| d Excess from 2012. . . .   |               |                            |             | 0           |
| e Excess from 2013. . . .   |               |                            |             | 0           |

Part XIV

Private Operating Foundations (see instructions and Part VII-A, question 9)

1a

If the foundation has received a ruling or determination letter that it is a private operating foundation, and the ruling is effective for 2013, enter the date of the ruling.

b

Check box to indicate whether the organization is a private operating foundation described in section 4942(j)(3) or 4942(j)(5)

☐ 4942(j)(3) or ☐ 4942(j)(5)

|    |  |          |               |          |          |           |
|----|--|----------|---------------|----------|----------|-----------|
| 2a | Enter the lesser of the adjusted net income from Part I or the minimum investment return from Part X for each year listed.                         | Tax year | Prior 3 years |          |          | (e) Total |
|    |  | (a) 2013 | (b) 2012      | (c) 2011 | (d) 2010 |           |
|    |  |          |               |          |          |           |
| b  | 85% of line 2a   |          |               |          |          |           |
| c  | Qualifying distributions from Part XII, line 4 for each year listed.   |          |               |          |          |           |
| d  | Amounts included in line 2c not used directly for active conduct of exempt activities.   |          |               |          |          |           |
| e  | Qualifying distributions made directly for active conduct of exempt activities. Subtract line 2d from line 2c.                                     |          |               |          |          |           |
| 3  | Complete 3a, b, or c for the alternative test relied upon  |          |               |          |          |           |
| a  | "Assets" alternative test—enter  |          |               |          |          |           |
|    | (1) Value of all assets  |          |               |          |          |           |
|    | (2) Value of assets qualifying under section 4942(j)(3)(B)(i)  |          |               |          |          |           |
| b  | "Endowment" alternative test— enter 2/3 of minimum investment return shown in Part X, line 6 for each year listed.                                 |          |               |          |          |           |
| c  | "Support" alternative test—enter   |          |               |          |          |           |
|    | (1) Total support other than gross investment income (interest, dividends, rents, payments on securities loans (section 512(a)(5)), or royalties). |          |               |          |          |           |
|    | (2) Support from general public and 5 or more exempt organizations as provided in section 4942(j)(3)(B)(iii).                                      |          |               |          |          |           |
|    | (3) Largest amount of support from an exempt organization  |          |               |          |          |           |
|    | (4) Gross investment income  |          |               |          |          |           |

Part XV

Supplementary Information (Complete this part only if the organization had \$5,000 or more in assets at any time during the year—see instructions.)

1

Information Regarding Foundation Managers:

a

List any managers of the foundation who have contributed more than 2% of the total contributions received by the foundation before the close of any tax year (but only if they have contributed more than \$5,000) (See section 507(d)(2) )

DONALD G SODERQUIST

b

List any managers of the foundation who own 10% or more of the stock of a corporation (or an equally large portion of the ownership of a partnership or other entity) of which the foundation has a 10% or greater interest

NA

2

Information Regarding Contribution, Grant, Gift, Loan, Scholarship, etc., Programs:

Check here ☒ if the foundation only makes contributions to preselected charitable organizations and does not accept unsolicited requests for funds. If the foundation makes gifts, grants, etc. (see instructions) to individuals or organizations under other conditions, complete items 2a, b, c, and d

a

The name, address, and telephone number of the person to whom applications should be addressed

b

The form in which applications should be submitted and information and materials they should include

c

Any submission deadlines

d

Any restrictions or limitations on awards, such as by geographical areas, charitable fields, kinds of institutions, or other factors

Part XV

Supplementary Information (continued)

3 Grants and Contributions Paid During the Year or Approved for Future Payment

| Recipient   | If recipient is an individual,<br>show any relationship to<br>any foundation manager<br>or substantial contributor | Foundation<br>status of<br>recipient | Purpose of grant or<br>contribution | Amount  |
|---|--|--------------------------------------|-------------------------------------|---------|
| Name and address (home or business)                 |  |                                      |                                     |         |
| a Paid during the year<br>See Additional Data Table |  |                                      |                                     |         |
| Total . . . . .                                     |  |                                      | ▶ 3a                                | 650,893 |
| b Approved for future payment                       |  |                                      |                                     |         |
| Total . . . . .                                     |  |                                      | ▶ 3b                                |         |

Enter gross amounts unless otherwise indicated

## Part XVI-B Relationship of Activities to the Accomplishment of Exempt Purposes

Form **990-PF** (2013)



Form 990PF Part IV - Capital Gains and Losses for Tax on Investment Income - Columns a - d

| (a) List and describe the kind(s) of property sold (e g , real estate, 2-story brick warehouse, or common stock, 200 shs MLC Co ) | (b) How acquired<br>P—Purchase<br>D—Donation | (c) Date acquired<br>(mo , day, yr ) | (d) Date sold<br>(mo , day, yr ) |
|---|--|--------------------------------------|----------------------------------|
| RAYMOND JAMES 78336171 - ATTACHED   | D  | 2013-02-27                           | 2013-11-08                       |
| RAYMOND JAMES 78336171 - ATTACHED   | D  | 2011-12-13                           | 2013-09-19                       |
| RAYMOND JAMES 78593805 - ATTACHED   | D  | 2012-03-21                           | 2013-01-24                       |
| RAYMOND JAMES 78693805 - ATTACHED   | D  | 2012-08-06                           | 2013-10-29                       |
| RAYMOND JAMES 79785837 - ATTACHED   | D  | 2013-01-01                           | 2013-01-17                       |
| RAYMOND JAMES 79785837 - ATTACHED   | D  | 2012-01-01                           | 2013-12-31                       |
| CAPITAL GAIN DIVIDENDS  | P  |                                      |                                  |

Form 990PF Part IV - Capital Gains and Losses for Tax on Investment Income - Columns e - h

| (e) Gross sales price | (f) Depreciation allowed<br>(or allowable) | (g) Cost or other basis<br>plus expense of sale | (h) Gain or (loss)<br>(e) plus (f) minus (g) |
|-----------------------|--|---|--|
| 24,811                |  | 28,991  | -4,180                                       |
| 379,459               |  | 254,896   | 124,563                                      |
| 1,013,662             |  | 925,961   | 87,701                                       |
| 798,563               |  | 552,497   | 246,066                                      |
| 94,528                |  | 91,992  | 2,536  |
| 2,993,526             |  | 2,784,498                                       | 209,028                                      |
|                       |  |   | 161,508                                      |




Form 990PF Part IV - Capital Gains and Losses for Tax on Investment Income - Columns i - l

| Complete only for assets showing gain in column (h) and owned by the foundation on 12/31/69 |                                   |  | (l) Gains (Col (h) gain minus col (k), but not less than -0-) or Losses (from col (h)) |
|---|-----------------------------------|--|--|
| (i) F M V as of 12/31/69  | (j) Adjusted basis as of 12/31/69 | (k) Excess of col (i) over col (j), if any |  |
|   |                                   |  | -4,180   |
|   |                                   |  | 124,563  |
|   |                                   |  | 87,701   |
|   |                                   |  | 246,066  |
|   |                                   |  | 2,536  |
|   |                                   |  | 209,028  |
|   |                                   |  |  |


Form 990PF Part VIII Line 1 - List all officers, directors, trustees, foundation managers and their compensation

| (a) Name and address                                 | (b) Title, and average hours per week devoted to position | (c) Compensation (If not paid, enter -0-) | (d) Contributions to employee benefit plans and deferred compensation | (e) Expense account, other allowances |
|--|---|---|---|---------------------------------------|
| DONALD G SODERQUIST                                  | DIRECTOR/VICE PRESIDENT<br>10 0                           | 0   | 0   | 0                                     |
| 201 SOUTH 19TH STREET<br>SUITE P<br>ROGERS,AR 72758  |   |   |   |                                       |
| JOANN SODERQUIST                                     | DIRECTOR/SECRETARY/TREASURER<br>1 0                       | 0   | 0   | 0                                     |
| 201 SOUTH 19TH STREET<br>SUITE P<br>ROGERS,AR 72758  |   |   |   |                                       |
| MARK SODERQUIST                                      | DIRECTOR/PRESIDENT<br>10 0                                | 0   | 0   | 0                                     |
| PO BOX 3215<br>OAK PARK,IL 603033215                 |   |   |   |                                       |
| WENDY SODERQUIST-TOGAMI                              | DIRECTOR/VICE PRESIDENT<br>1 0                            | 0   | 0   | 0                                     |
| 21901 ESTATE DRIVE<br>SILOAM SPRINGS,AR<br>727619246 |   |   |   |                                       |
| SANDRA FORD  | DIRECTOR/VICE PRESIDENT<br>1 0                            | 0   | 0   | 0                                     |
| 2900 WEST SEMINOLE ROAD<br>ROGERS,AR 727581338       |   |   |   |                                       |
| JEFFREY SODERQUIST                                   | DIRECTOR/VICE PRESIDENT<br>1 0                            | 0   | 0   | 0                                     |
| 17799 RIDGEWAY DRIVE<br>SILOAM SPRINGS,AR<br>72761   |   |   |   |                                       |


Form 990PF Part XV Line 3 - Grants and Contributions Paid During the Year or Approved for Future Payment

| Recipient  | If recipient is an individual, show any relationship to any foundation manager or substantial contributor | Foundation status of recipient | Purpose of grant or contribution | Amount  |
|--|---|--------------------------------|----------------------------------|---------|
| Name and address (home or business)  |   |                                |                                  |         |
| <b>a</b> Paid during the year  |   |                                |                                  |         |
| SAMARITAN'S PURSE 801 BAMBOO ROAD<br>PO BOX 3000<br>BOONE,NC 28607   | NO RELATION   | PC                             | CHARITABLE                       | 2,393   |
| WESTLAWN YOUTH NETWORK 2117 S ST LOUIS AVENUE<br>CHICAGO,IL 60623  | NO RELATION   | PC                             | CHARITABLE                       | 100,000 |
| CIRCLE Y RANCH 9654 WEST 131ST STREET 343<br>PALOS PARK,IL 60464   | No Relation   | PC                             | Charitable                       | 20,000  |
| LAKE GENEVA FOUNDATION W2655 SOUTH STREET<br>LAKE GENEVA,WI 53147  | NO RELATION   | PC                             | CHARITABLE                       | 50,000  |
| DICKSON VALLEY CAMP 8250 FINNIE ROAD<br>NEWARK,IL 605419574  | NO RELATION   | PC                             | CHARITABLE                       | 10,000  |
| EZEKIEL ROIN PO BOX 6748<br>SILOAM SPRINGS,AR 72761  | NO RELATION   | PC                             | CHARITABLE                       | 67,000  |
| NEW LIFE RANCH 160 NEW LIFE RANCH DRIVE<br>COLCORD,OK 74338  | NO RELATION   | PC                             | CHARITABLE                       | 32,500  |
| BOYS AND GIRLS CLUB OF WESTERN BENTON COUNTY 655 HERITAGE COURT<br>SILOAM SPRINGS,AR 72761                             | NO REALTION   | PC                             | CHARITABLE                       | 3,000   |
| POTTERS HOUSE ASSOCIATION INTERNATIONAL PO BOX 106 - DEPARTMENT A<br>PEWAUKEE,WI 53072                                 | NO RELATION   | PC                             | CHARITABLE                       | 20,000  |
| SAMARITAN COMMUNITY CENTER 1211 WEST HUDSON ROAD<br>ROGERS,AR 72756  | NO RELATION   | PC                             | CHARITABLE                       | 30,000  |
| NEW BEGINNINGS PREGNANCY CENTER 608 S HICO STREET<br>SILOAM SPRINGS,AR 72761   | NO RELATION   | PC                             | CHARITABLE                       | 5,000   |
| NATIONAL HOUSE OF HOPE PO BOX 560503<br>ORLANDO,FL 32856   | NO RELATION   | PC                             | CHARITABLE                       | 20,000  |
| TWIN PEAKS BIBLE CAMP PO BOX 907<br>GRAND JUNCTION,CO 81502  | NO RELATION   | PC                             | CHARITABLE                       | 10,000  |
| THE MANNA CENTER 670 HERITAGE COURT<br>SILOAM SPRINGS,AR 72761   | NO RELATION   | PC                             | CHARITABLE                       | 8,000   |
| DUKE DIVINITY SCHOLARSHIP PO BOX 90969<br>DURHAM,NC 277080969  | NO RELATION   | PC                             | CHARITABLE                       | 20,000  |
| <b>Total . . . . .</b>  <b>3a</b> |   |                                |                                  | 650,893 |

Form 990PF Part XV Line 3 - Grants and Contributions Paid During the Year or Approved for Future Payment

| Recipient  | If recipient is an individual, show any relationship to any foundation manager or substantial contributor | Foundation status of recipient | Purpose of grant or contribution | Amount  |
|--|---|--------------------------------|----------------------------------|---------|
| Name and address (home or business)  |   |                                |                                  |         |
| <b>a</b> <i>Paid during the year</i>   |   |                                |                                  |         |
| JOHN BROWN UNIVERSITY (SODERQUIST CENTER) 2000 W UNIVERSITY STREET SILOAM SPRINGS,AR 72761                             | NO RELATION   | PC                             | CHARITABLE                       | 5,000   |
| SALVATION ARMY OF SILOAM SPRINGS 1029 S MAXWELL STREET SILOAM SPRINGS,AR 72761   | NO RELATION   | PC                             | CHARITABLE                       | 6,000   |
| PATHWAY TO FREEDOM INC 22522 ASHER ROAD PO BOX 1010 WRIGHTSVILLE,AK 72183  | NO RELATION   | PC                             | CHARITABLE                       | 20,000  |
| REALITY MINISTRIES PO BOX 242 DURHAM,NC 27702  | NO RELATION   | PC                             | CHARITABLE                       | 16,000  |
| WILLOWCREEK ASSOCIATION 67 E ALGONQUIN ROAD SOUTH BARRINGTON,IL 60010  | NO RELATION   | PC                             | CHARITABLE                       | 2,500   |
| LIVING WATERS INTERNATIONAL 4001 GREENBRIAR DRIVE STAFFORD,TX 77477  | NO RELATION   | PC                             | CHARITABLE                       | 20,000  |
| ST JOSEPH'S EPISCOPAL CHURCH 1902 WEST MAIN STREET DURHAM,NC 27705   | NO RELATION   | PC                             | CHARITABLE                       | 250     |
| SILOAM SPRINGS PUBLIC SCHOOL FOUNDATION PO BOX 130 SILOAM SPRINGS,AR 72761   | NO RELATION   | PC                             | CHARITABLE                       | 50,000  |
| PASSION CONFERENCES (CHOICE MINISTRIES) 31 N MAIN STREET ALPHARETTA,GA 300093620                                       | NO RELATION   | PC                             | CHARITABLE                       | 20,000  |
| RONALD MCDONLD HOUSE CHARITIES OF ARKOMA INC 518 S THOMPSON STREET SUITE G SPRINGFIELD,AR 72764                        | NO RELATION   | PC                             | CHARITABLE                       | 50,000  |
| CHURCH OF THE ANGELS EPISCOPAL CHURCH 1100 AVENUE 64 PASADENA,CA 91105   | NO RELATION   | PC                             | CHARITABLE                       | 250     |
| HOPE INTERNATIONAL 227 GRANITE RUN DRIVE SUITE 250 LANCASTER,PA 17601  | NO RELATION   | PC                             | CHARITABLE                       | 250     |
| CASA CHIRILAGUA 3846 KING STREET ALEXANDRIA,VA 22302   | NO RELATION   | PC                             | CHARITABLE                       | 20,000  |
| ROGERS PUBLIC EDUCATION FOUNDATION PO BOX 1021 ROGERS,AR 72757   | NO RELATION   | PC                             | CHARITABLE                       | 20,000  |
| ALL SAINTS CHURCH 4300 GARRETT ROAD DURHAM,NC 27707  | NO RELATION   | PC                             | CHARITABLE                       | 500     |
| <b>Total . . . . .</b>  <b>3a</b> |   |                                |                                  | 650,893 |

Form 990PF Part XV Line 3 - Grants and Contributions Paid During the Year or Approved for Future Payment

| Recipient  | If recipient is an individual, show any relationship to any foundation manager or substantial contributor | Foundation status of recipient | Purpose of grant or contribution | Amount  |
|--|---|--------------------------------|----------------------------------|---------|
| Name and address (home or business)  |   |                                |                                  |         |
| <b>a</b> <i>Paid during the year</i>   |   |                                |                                  |         |
| DOGWOOD LITERACY COUNCIL<br>100 S BROADWAY STREET<br>SILOAM SPRINGS,AR 72761   | NO RELATION   | PC                             | CHARITABLE                       | 250     |
| OVERFLOW CHRISTIAN<br>COMMUNITY DEVELOPMENT<br>ASSOC 510 W MAIN STREET<br>PO BOX 8611<br>BENTON HARBOR,MI 49023      | NO RELATION   | PC                             | CHARITABLE                       | 5,000   |
| ENTRENUITY 1550 S STATE<br>STREET SUITE 101<br>CHICAGO,IL 60605  | NO RELATION   | PC                             | CHARITABLE                       | 5,000   |
| TAYLOR UNIVERSITY 236 W<br>READE AVENUE<br>UPLAND,IN 46989   | NO RELATION   | PC                             | CHARITABLE                       | 10,000  |
| SHOW HOPE PO BOX 647<br>FRANKLIN,TN 37065  | NO RELATION   | PC                             | CHARITABLE                       | 2,000   |
| <b>Total . . . . .</b>  <b>3a</b> |   |                                |                                  | 650,893 |

|  |  |   |
|--|--|---|
| <b>Schedule B</b><br>(Form 990, 990-EZ, or 990-PF)<br><small>Department of the Treasury<br/>Internal Revenue Service</small> | <b>Schedule of Contributors</b><br><br>▶ <b>Attach to Form 990, 990-EZ, or 990-PF.</b><br>▶ <b>Information about Schedule B (Form 990, 990-EZ, or 990-PF) and its instructions is at <u>www.irs.gov/form990</u>.</b> | OMB No 1545-0047  |
|  |  | <b>2013</b>   |
| <b>Name of the organization</b><br>THE SODERQUIST FAMILY FOUNDATION<br>C/O DONALD G SODERQUIST                               |  | <b>Employer identification number</b><br><br>73-1621266 |

Organization type (check one)

|                    |   |
|--------------------|---|
| <b>Filers of:</b>  | <b>Section:</b>   |
| Form 990 or 990-EZ | <input type="checkbox"/> 501(c)( ) (enter number) organization  |
|                    | <input type="checkbox"/> 4947(a)(1) nonexempt charitable trust <b>not</b> treated as a private foundation |
|                    | <input type="checkbox"/> 527 political organization   |
| Form 990-PF        | <input checked="" type="checkbox"/> 501(c)(3) exempt private foundation                                   |
|                    | <input type="checkbox"/> 4947(a)(1) nonexempt charitable trust treated as a private foundation            |
|                    | <input type="checkbox"/> 501(c)(3) taxable private foundation   |

Check if your organization is covered by the **General Rule** or a **Special Rule**.  
**Note.** Only a section 501(c)(7), (8), or (10) organization can check boxes for both the General Rule and a Special Rule. See instructions.

General Rule

☒ For an organization filing Form 990, 990-EZ, or 990-PF that received, during the year, \$5,000 or more (in money or property) from any one contributor. Complete Parts I and II.

Special Rules

- ☐ For a section 501(c)(3) organization filing Form 990 or 990-EZ that met the 33<sup>1</sup>/<sub>3</sub>% support test of the regulations under sections 509(a)(1) and 170(b)(1)(A)(vi) and received from any one contributor, during the year, a contribution of the greater of **(1)** \$5,000 or **(2)** 2% of the amount on (i) Form 990, Part VIII, line 1h, or (ii) Form 990-EZ, line 1. Complete Parts I and II.
- ☐ For a section 501(c)(7), (8), or (10) organization filing Form 990 or 990-EZ that received from any one contributor, during the year, total contributions of more than \$1,000 for use *exclusively* for religious, charitable, scientific, literary, or educational purposes, or for the prevention of cruelty to children or animals. Complete Parts I, II, and III.
- ☐ For a section 501(c)(7), (8), or (10) organization filing Form 990 or 990-EZ that received from any one contributor, during the year, contributions for use *exclusively* for religious, charitable, etc., purposes, but these contributions did not total more than \$1,000. If this box is checked, enter here the total contributions that were received during the year for an *exclusively* religious, charitable, etc., purpose. Do not complete any of the parts unless the **General Rule** applies to this organization because it received *nonexclusively* religious, charitable, etc., contributions of \$5,000 or more during the year. . . . . ▶ \$ \_\_\_\_\_

**Caution.** An organization that is not covered by the General Rule and/or the Special Rules does not file Schedule B (Form 990, 990-EZ, or 990-PF), but it **must** answer “No” on Part IV, line 2, of its Form 990, or check the box on line H of its Form 990-EZ or on its Form 990PF, Part I, line 2, to certify that it does not meet the filing requirements of Schedule B (Form 990, 990-EZ, or 990-PF).

|  |   |
|--|---|
| <b>Name of organization</b><br>THE SODERQUIST FAMILY FOUNDATION<br>C/O DONALD G SODERQUIST | <b>Employer identification number</b><br><br>73-1621266 |
|--|---|

| Part I Contributors (see instructions) Use duplicate copies of Part I if additional space is needed |  |                            |   |
|---|--|----------------------------|---|
| (a)<br>No.  | (b)<br>Name, address, and ZIP + 4  | (c)<br>Total contributions | (d)<br>Type of contribution   |
| <u>1</u>  | DONALD G SODERQUIST<br>201 SOUTH 19TH STREET SUITE P<br><br>ROGERS, AR72758                | \$ 8,966                   | Person <input checked="" type="checkbox"/><br>Payroll <input type="checkbox"/><br>Noncash <input type="checkbox"/><br><br>(Complete Part II for noncash contributions ) |
| <u>2</u>  | SODERQUIST CHARITABLE LEAD ANNUITY<br>201 SOUTH 19TH STREET SUITE P<br><br>ROGERS, AR72758 | \$ 1,169,905               | Person <input checked="" type="checkbox"/><br>Payroll <input type="checkbox"/><br>Noncash <input type="checkbox"/><br><br>(Complete Part II for noncash contributions ) |
| <u>  </u>   |  | \$                         | Person <input type="checkbox"/><br>Payroll <input type="checkbox"/><br>Noncash <input type="checkbox"/><br><br>(Complete Part II for noncash contributions )            |
| <u>  </u>   |  | \$                         | Person <input type="checkbox"/><br>Payroll <input type="checkbox"/><br>Noncash <input type="checkbox"/><br><br>(Complete Part II for noncash contributions )            |
| <u>  </u>   |  | \$                         | Person <input type="checkbox"/><br>Payroll <input type="checkbox"/><br>Noncash <input type="checkbox"/><br><br>(Complete Part II for noncash contributions )            |
| <u>  </u>   |  | \$                         | Person <input type="checkbox"/><br>Payroll <input type="checkbox"/><br>Noncash <input type="checkbox"/><br><br>(Complete Part II for noncash contributions )            |
| <u>  </u>   |  | \$                         | Person <input type="checkbox"/><br>Payroll <input type="checkbox"/><br>Noncash <input type="checkbox"/><br><br>(Complete Part II for noncash contributions )            |

|  |   |
|--|---|
| <b>Name of organization</b><br>THE SODERQUIST FAMILY FOUNDATION<br>C/O DONALD G SODERQUIST | <b>Employer identification number</b><br><br>73-1621266 |
|--|---|

| Part II                   | Noncash Property (see instructions) Use duplicate copies of Part II if additional space is needed |  |                      |
|---------------------------|---|--|----------------------|
| (a) No.<br>from<br>Part I | (b)<br>Description of noncash property given  | (c)<br>FMV (or estimate)<br>(see instructions) | (d)<br>Date received |
| _____                     | _____<br>_____<br>_____<br>_____  | \$ _____                                       | _____                |
| (a) No.<br>from<br>Part I | (b)<br>Description of noncash property given  | (c)<br>FMV (or estimate)<br>(see instructions) | (d)<br>Date received |
| _____                     | _____<br>_____<br>_____<br>_____  | \$ _____                                       | _____                |
| (a) No.<br>from<br>Part I | (b)<br>Description of noncash property given  | (c)<br>FMV (or estimate)<br>(see instructions) | (d)<br>Date received |
| _____                     | _____<br>_____<br>_____<br>_____  | \$ _____                                       | _____                |
| (a) No.<br>from<br>Part I | (b)<br>Description of noncash property given  | (c)<br>FMV (or estimate)<br>(see instructions) | (d)<br>Date received |
| _____                     | _____<br>_____<br>_____<br>_____  | \$ _____                                       | _____                |
| (a) No.<br>from<br>Part I | (b)<br>Description of noncash property given  | (c)<br>FMV (or estimate)<br>(see instructions) | (d)<br>Date received |
| _____                     | _____<br>_____<br>_____<br>_____  | \$ _____                                       | _____                |
| (a) No.<br>from<br>Part I | (b)<br>Description of noncash property given  | (c)<br>FMV (or estimate)<br>(see instructions) | (d)<br>Date received |
| _____                     | _____<br>_____<br>_____<br>_____  | \$ _____                                       | _____                |



|  |   |
|--|---|
| <b>Name of organization</b><br>THE SODERQUIST FAMILY FOUNDATION<br>C/O DONALD G SODERQUIST | <b>Employer identification number</b><br><br>73-1621266 |
|--|---|

Part III

**Exclusively religious, charitable, etc., individual contributions to section 501(c)(7), (8), or (10) organizations that total more than \$1,000 for the year.** Complete columns (a) through (e) and the following line entry

For organizations completing Part III, enter the total of *exclusively* religious, charitable, etc , contributions of **\$1,000 or less** for the year (Enter this information once See instructions ) ▶ \$

Use duplicate copies of Part III if additional space is needed

| (a) No.<br>from<br>Part I | (b) Purpose of gift  | (c) Use of gift | (d) Description of how gift is held |
|---------------------------|--|-----------------|-------------------------------------|
| —                         | <div></div>  | <div></div>     | <div></div>                         |
|                           | <div>(e) Transfer of gift</div>  |                 |                                     |
|                           | <div>Transferee's name, address, and ZIP 4Relationship of transferor to transferee</div> |                 |                                     |
| —                         | <div></div>  | <div></div>     | <div></div>                         |
|                           | <div>(e) Transfer of gift</div>  |                 |                                     |
|                           | <div>Transferee's name, address, and ZIP 4Relationship of transferor to transferee</div> |                 |                                     |
| —                         | <div></div>  | <div></div>     | <div></div>                         |
|                           | <div>(e) Transfer of gift</div>  |                 |                                     |
|                           | <div>Transferee's name, address, and ZIP 4Relationship of transferor to transferee</div> |                 |                                     |
| —                         | <div></div>  | <div></div>     | <div></div>                         |
|                           | <div>(e) Transfer of gift</div>  |                 |                                     |
|                           | <div>Transferee's name, address, and ZIP 4Relationship of transferor to transferee</div> |                 |                                     |
| —                         | <div></div>  | <div></div>     | <div></div>                         |
|                           | <div>(e) Transfer of gift</div>  |                 |                                     |
|                           | <div>Transferee's name, address, and ZIP 4Relationship of transferor to transferee</div> |                 |                                     |

**TY 2013 Accounting Fees Schedule****Name:** THE SODERQUIST FAMILY FOUNDATION

C/O DONALD G SODERQUIST

**EIN:** 73-1621266

| Category        | Amount | Net Investment<br>Income | Adjusted Net<br>Income | Disbursements for<br>Charitable<br>Purposes |
|-----------------|--------|--------------------------|------------------------|---|
| ACCOUNTING FEES | 8,966  | 8,966                    |                        |   |

**TY 2013 All Other Program  
Related Investments Schedule**

**Name:** THE SODERQUIST FAMILY FOUNDATION  
C/O DONALD G SODERQUIST  
**EIN:** 73-1621266

| Category | Amount |
|----------|--------|
| NONE     |        |

**Note:** To capture the full content of this document, please select landscape mode (11" x 8.5") when printing.

**TY 2013 Depreciation Schedule**

**Name:** THE SODERQUIST FAMILY FOUNDATION  
C/O DONALD G SODERQUIST

**EIN:** 73-1621266

TY 2013 Investments Corporate  
Stock Schedule

**Name:** THE SODERQUIST FAMILY FOUNDATION  
C/O DONALD G SODERQUIST  
**EIN:** 73-1621266

| Name of Stock                 | End of Year Book Value | End of Year Fair Market Value |
|-------------------------------|------------------------|-------------------------------|
| 3,932 SHARES WAL MART STORES  | 219,119                | 309,409                       |
| 895 SHS AMERICAN EXPRESS CO   | 15,797                 | 81,203                        |
| 530 SHS BARD C R INCORPORATED | 0                      | 0                             |
| 3,265 SHS BARRICK GOLD CORP   | 84,509                 | 57,562                        |
| 890 SHS BAXTER INTERNATIONAL  | 40,487                 | 61,900                        |
| 505 SHS BECTON DICKINSON & CO | 36,612                 | 55,797                        |
| 620 SHS CVS CAREMARK CORP     | 19,958                 | 44,373                        |
| 280 SHS CHEVRON CORP NEW      | 19,736                 | 34,975                        |
| 765 SHS CHUBB CORPORATION     | 36,394                 | 73,922                        |
| 1,855 SHS CISCO SYSTEMS       | 30,607                 | 41,608                        |
| 898 SHARES CONOCOPHILLIPS     | 39,072                 | 63,444                        |
| 2,910 SHS DELL INC            | 0                      | 0                             |
| 955 SHS DEVON ENERGY CORP     | 51,349                 | 59,086                        |
| 1,836 SHS DR PEPPER           |                        |                               |
| SNAPPLE GROUP INC             | 64,886                 | 89,450                        |
| 855 SHS EBAY INC              | 0                      | 0                             |
| 2,970 SHS EXELON CORP         | 100,662                | 81,348                        |
| 730 EXPRESS SCRIPTS HLDG CO   | 44,967                 | 51,275                        |
| 915 SHS EXXON MOBIL CORP      | 65,385                 | 92,598                        |
| 840 SHS GLAXO SMITHKLINE PLC  | 30,507                 | 44,848                        |
| 67 SHS GOOGLE INC             | 0                      | 0                             |
| 650 SHS JOHNSON & JOHNSON     | 39,774                 | 59,534                        |
| 1,700 SHS MEDTRONIC INC       | 55,576                 | 97,563                        |
| 2,215 SHS MICROSOFT CORP      | 58,082                 | 82,863                        |
| 1,790 SHS MOLSON COORS        |                        |                               |
| BREWING COMPANY CO CL B       | 82,002                 | 100,509                       |
| 1,380 NEWMONT MINING CORP     | 49,636                 | 31,781                        |
| 665 SHS NORTHROP GRUMMAN      | 36,105                 | 76,216                        |
| 1,020 SHS PNC FINL SVCS GROUP | 53,360                 | 79,132                        |
| 1,150 SHARES PEPSICO INC      | 67,228                 | 95,381                        |

| Name of Stock                  | End of Year Book Value | End of Year Fair Market Value |
|--------------------------------|------------------------|-------------------------------|
| 755 SHS PROCTER & GAMBLE CO    | 37,796                 | 61,465                        |
| 2,125 SHS SCHWAB CHARLES CORP  | 25,355                 | 55,250                        |
| 400 SHS SIGMA ALDRICH CORP     | 14,792                 | 37,604                        |
| 955 SHS SUNTRUST BKS INC       | 14,814                 | 35,154                        |
| 2,890 TAIWAN SEMICONDUCTOR MFG |                        |                               |
| LIMITED SPN ADR                | 46,958                 | 50,402                        |
| 1,360 SHS TARGET CORPORATION   | 49,221                 | 86,047                        |
| 510 SHS TORCHMARK CORP         | 6,901                  | 39,857                        |
| 620 SH TRAVELERS COMPANIES     | 28,882                 | 56,135                        |
| 1,915 US BANCORP DEL COM       | 47,176                 | 77,366                        |
| 1,320 SHS UNILEVER N VN        | 0                      | 0                             |
| 1,150 SHS WAL MART STORES      | 57,171                 | 90,494                        |
| 1,795 SHS WELLS FARGO & CO     | 48,736                 | 81,493                        |
| 39,518.468 SHS ALLIANCE        |                        |                               |
| BERNSTEIN HIGH INC FUND A      | 343,179                | 370,683                       |
| 4,634.527 ALLIANZ RCM TECH     |                        |                               |
| FUND CL A M/F                  | 0                      | 0                             |
| 11,896.757 SHS BLACKROCK       |                        |                               |
| GLOBAL ALLOC FUND              | 235,330                | 253,758                       |
| 35,895.582 SHS DWS FLOATING RT | 325,611                | 339,572                       |
| 2,444.259 SHS DODGE            |                        |                               |
| & COX INTL STOCK FUND          | 64,692                 | 105,201                       |
| 25,640.953 EATON VANCE GLOBAL  |                        |                               |
| MACRO ABSOLUTE RETURN FD       | 241,747                | 241,794                       |
| 6,876.552 FPA CRESCENT FUND    | 208,845                | 226,651                       |
| 7,539.528 SHS FIDELITY ADVISOR |                        |                               |
| MID CAP II FUND                | 0                      | 0                             |
| 3,790.808 SHS FIDELITY         |                        |                               |
| LATIN AMERICA FND CL A         | 0                      | 0                             |
| 17,073.313 SHS FIDELITY        |                        |                               |

| Name of Stock                  | End of Year Book Value | End of Year Fair Market Value |
|--------------------------------|------------------------|-------------------------------|
| ADV NEW INSIGHTS FUND I        | 360,471                | 456,882                       |
| 3,340.544 SHS FIDELTY          |                        |                               |
| SELECT MATERIALS FUND          | 0                      | 0                             |
| 957.886 FIRST EAGLE GLOBAL FD  | 52,225                 | 51,352                        |
| 20,355.118 FORESTER VALUE FD   | 252,464                | 256,474                       |
| 376,736.008 SHS                |                        |                               |
| FRANKLIN INCOME FUND           | 826,714                | 911,701                       |
| 13,430.887 SHS FRANKLIN        |                        |                               |
| CONVERTIBLE SEC FUND           | 0                      | 0                             |
| 9,121.674 GOLDMAN SACHS        |                        |                               |
| GROWTH OPP FUND CL A M/F       | 193,426                | 259,694                       |
| 1,896.143 GREENSPRING FUND N/L | 51,077                 | 50,191                        |
| 18,120.902 SHS OAKMARK INTL FD | 333,850                | 476,942                       |
| 6,826.654 SHS OAKMARK          |                        |                               |
| SELECT FUND CL I               | 202,226                | 273,476                       |
| 9,583.660 INTREPID SM CAP FUND | 144,263                | 151,805                       |
| 9,663.354 SHS IVY              |                        |                               |
| ASSET STRATEGY FUND CL A       | 221,236                | 309,421                       |
| 11,214.197 JAMES BAL GOLDEN    |                        |                               |
| RAINBOW FUND                   | 254,527                | 267,122                       |
| 26,952.451 SHS JP MORGAN       |                        |                               |
| SM CAP GROWTH FUND CL A        | 251,298                | 388,924                       |
| 47,276.559 SHS LOOMIS          |                        |                               |
| SAYLES BOND FUND RTL CL        | 608,623                | 713,403                       |
| 45,927.156 SHS LOOMIS          |                        |                               |
| SAYLES STRATEGIC INCOME        | 597,107                | 751,368                       |
| 89,166.792 LORD ABBETT SHORT   |                        |                               |
| DURATION INC FUND              | 403,957                | 405,709                       |
| 11,326.261 MATTHEWS ASIA       |                        |                               |
| DIVIDEND FUND N/L              | 175,203                | 176,690                       |

| Name of Stock                  | End of Year Book Value | End of Year Fair Market Value |
|--------------------------------|------------------------|-------------------------------|
| 17,612.605 SHS CGM ADV         |                        |                               |
| TARGETED EQUITY FND CL A       | 0                      | 0                             |
| 41,260.204 SHS NEUBERGER       |                        |                               |
| BERMAN HIGH INC BOND CL N/L    | 0                      | 0                             |
| 43,540.801 PIMCO ALL ASSET     |                        |                               |
| ALL AUTHORITY FUND             | 483,983                | 431,054                       |
| 40,344.018 PIMCO UNCONSTRAINED |                        |                               |
| BOND FUND CL P N/L             | 464,675                | 447,415                       |
| 10,009.182 SHS PERMANENT       |                        |                               |
| PORTFOLIO FUND                 | 0                      | 0                             |
| 2,031.334 T. ROWE PRICE        |                        |                               |
| CAPITAL APPRECIATION FD        | 52,947                 | 52,124                        |
| 51,305.467 SHS TCW TOTAL       |                        |                               |
| RETURN BOND FUND CL I          | 506,823                | 514,081                       |
| 375 SHS SPDR GOLD TR GOLD SHS  | 50,371                 | 43,545                        |
| 13,021.085 MAINSTAY MARKET     |                        |                               |
| FIELD FUND                     | 213,028                | 241,150                       |
| 1,249.067 THE TOCQUEVILLE      |                        |                               |
| GOLD FUND N/L                  | 0                      | 0                             |
| 462 SHS AMC NETWORKS INC CL A  | 31,274                 | 31,467                        |
| 397 SHS ABBVIE INCORPORATED    | 20,855                 | 20,966                        |
| 309 SHS ABBOTT LABS            | 0                      | 0                             |
| 171 SHS ACTAVIS PLC IRELAND    | 24,626                 | 28,728                        |
| 306 SHS ADVISORY BRD COMPANY   | 15,269                 | 19,483                        |
| 154 SHS AFFILIATED MGRS GROUP  | 19,650                 | 33,400                        |
| 276 SHS AIRGAS INCORPORATED    | 0                      | 0                             |
| 277 SHS ALEXION PHARMA         | 21,895                 | 36,809                        |
| 258 SHS ALLERGAN INC           | 0                      | 0                             |
| 191 SHS ALLIANCE DATA SYSTEMS  | 31,320                 | 50,220                        |
| 172 SHS AMAZON                 | 43,841                 | 68,592                        |



| Name of Stock                  | End of Year Book Value | End of Year Fair Market Value |
|--------------------------------|------------------------|-------------------------------|
| 284 SHS ANTERO RES CORPORATION | 15,227                 | 18,017                        |
| 146 SHS APPLE INC              | 72,250                 | 81,909                        |
| 571 SHS ARM HLDGS PLC SPON ADR | 26,501                 | 31,251                        |
| 343 SHS ASML HOLDING NVNY REG  | 31,554                 | 32,139                        |
| 538 SHS AUTONATION INC         | 27,875                 | 26,733                        |
| 393 SHS B/E AEROSPACE INC      | 29,605                 | 34,203                        |
| 706 SHS BEST BUY INCORPORATED  | 24,502                 | 28,155                        |
| 105 SHS BIOGEN IDEC INC        | 23,605                 | 29,355                        |
| 312 SHS BIOMARIN PHARMACEUTICA | 0                      | 0                             |
| 2,307 SHS BOSTON SCIENTIFIC    | 26,199                 | 27,730                        |
| 502 SHS BRISTOL MYERS SQUIBB   | 26,256                 | 26,681                        |
| 541 SHS BROADCOM CORP          | 0                      | 0                             |
| 456 BROADSOFT INC              | 0                      | 0                             |
| 446 SHS CBS CORP               | 0                      | 0                             |
| 1,169 SHS CBRE GOUP INC        | 0                      | 0                             |
| 337 SHS CAPITAL ONE FINL       | 0                      | 0                             |
| 220 SHS CARDINAL HEALTH        | 10,443                 | 14,698                        |
| 218 SHS CELGENE CORP           | 30,137                 | 36,835                        |
| 209 SHS CERNER CORPORATION     | 0                      | 0                             |
| 383 SHS COGNEX CORPORATION     | 12,878                 | 14,623                        |
| 444 SHS COMMVAULT SYSTEMS INC  | 26,348                 | 33,239                        |
| 139 SHS CONCHO RES INC         | 14,797                 | 15,012                        |
| 620 SHS CONSTELLATION BRANDS   | 25,660                 | 43,636                        |
| 203 SHS COPA HOLDINGS SA       | 17,332                 | 32,502                        |
| 375 SHS CROWN CASTLE INTL      | 0                      | 0                             |
| 298 SHS CUBIST PHARMACEUTICALS | 0                      | 0                             |
| 224 SHS CUMMINS INC            | 0                      | 0                             |
| 1,256 SHS DELTA AIRLINES INC   | 27,561                 | 34,502                        |
| 409 SHS DELPHI AUTOMOTIVE PLC  | 22,521                 | 24,593                        |
| 379 SHS DISCOVERY COMM         | 23,285                 | 31,783                        |

| Name of Stock                                     | End of Year Book Value | End of Year Fair Market Value |
|---|------------------------|-------------------------------|
| 670 SHS DOLLAR GENERAL CORP                       | 0                      | 0                             |
| 437 SHS EATON CORP PLC IRELAND                    | 29,392                 | 33,264                        |
| 814 SHS EBAY INCORPORATED                         | 0                      | 0                             |
| 298 SHS EHEALTH INCORPORATED                      | 12,735                 | 13,854                        |
| 591 SHS ENVISION HEALTHCARE                       | 15,388                 | 20,992                        |
| 516 SHS EXACTTARGET INC                           | 0                      | 0                             |
| 154 SHS EXPEDIA INC                               | 0                      | 0                             |
| 835 SHS FACEBOOK INC                              | 24,513                 | 45,632                        |
| 286 SHS FLEETMATICS GROUP PLC                     | 9,976                  | 12,370                        |
| 776 SHS FORTINET INC                              | 0                      | 0                             |
| 619 SHS FORTUNE BRANDS HOME &<br>SEC INCORPORATED | 24,134                 | 28,288                        |
| 608 SHS GILEAD SCIENCES INC                       | 18,240                 | 45,661                        |
| 649 SHS GNC HOLDINGS INC                          | 0                      | 0                             |
| 77 SHS GOOGLE INC                                 | 50,025                 | 86,295                        |
| 211 SHS GUIDEWIRE SOFTWARE INC                    | 10,077                 | 10,354                        |
| 267 SHS GULFPORT ENERGY CORP                      | 12,898                 | 16,856                        |
| 269 SHS HERSHEY COMPANY                           | 0                      | 0                             |
| 1,419 SH HERTZ GLOBAL HOLDINGS                    | 0                      | 0                             |
| 300 SHS HOME DEPORT INC                           | 21,021                 | 24,702                        |
| 206 SHS INTERCONTINENT<br>ALEXCHAN GE GROUP       | 30,585                 | 46,334                        |
| 41 SHS INTUITIVE SURGICAL INC                     | 0                      | 0                             |
| 1568 SHS IRIDIUM COMM                             | 0                      | 0                             |
| 410 SHS KANSAS CITY SOUTHERN                      | 31,764                 | 50,770                        |
| 158 SHS LIBETY GLOBAL PLC CL A                    | 11,610                 | 14,062                        |
| 374 SHS LIBERTY GLBL PLC CL C                     | 26,530                 | 31,536                        |
| 222 SHS LIBERTY MEDIA CORP                        | 0                      | 0                             |
| 617 SHS LIMITED BRANDS INC                        | 0                      | 0                             |
| 126 SHS LINKEDIN CORP                             | 17,355                 | 27,321                        |

| Name of Stock                 | End of Year Book Value | End of Year Fair Market Value |
|-------------------------------|------------------------|-------------------------------|
| 868 SHS LKQ CORPORATION       | 24,997                 | 28,557                        |
| 238 SHS LULULEMON ATHLETICA   | 0                      | 0                             |
| 184 SHS MARATHON PETE CORP    | 16,132                 | 16,878                        |
| 38 SHS MASTERCARD INC         | 23,723                 | 31,747                        |
| 147 SHS MCKESSON CORPORATION  | 20,951                 | 23,726                        |
| 27 SHS MERCADLIBRE INC        | 2,966                  | 2,910                         |
| 301 SHS MICHAEL KORS HLDGS    | 22,843                 | 24,438                        |
| 282 SHS MONSANTO COMPANY      | 20,922                 | 32,867                        |
| 86 SHS NETFLIX INCORPORATED   | 25,609                 | 31,663                        |
| 341 SHS NORDSTROM INC         | 0                      | 0                             |
| 163 SHS PIONEER NAT RES CO    | 17,604                 | 30,003                        |
| 118 SHS PRECISION CASTPARTS   | 18,398                 | 31,777                        |
| 35 SHS PRICELINE COM          | 20,631                 | 40,684                        |
| 350 SHS QUALLCOMM INC         | 0                      | 0                             |
| 387 SHS QUANTA SVCS INC       | 11,201                 | 12,214                        |
| 165 SHS RACKSPACE HOSTING INC | 0                      | 0                             |
| 149 SHS RED HAT INC           | 0                      | 0                             |
| 324 SHS RESTORATION HARDWARE  | 21,636                 | 21,805                        |
| 509 SHS SBA COMM              | 31,695                 | 45,729                        |
| 606 SHS SALESFORCE COM INC    | 24,786                 | 33,445                        |
| 332 SHS SANOFI SPONSORED ADR  | 0                      | 0                             |
| 223 SHS SCHLUMBERGER LIMITED  | 0                      | 0                             |
| 441 SHS SERVICENOW INC        | 17,613                 | 24,700                        |
| 117 SHS SHIRE PLC SPON ADR    | 15,716                 | 16,531                        |
| 6,565 SHS SIRIUS XM HLDGS INC | 22,837                 | 22,912                        |
| 881 SHS SMART BALANCE INC     | 0                      | 0                             |
| 466 SHS STARBUCKS CORP        | 22,998                 | 36,530                        |
| 179 SHS STRATASYS LIMITED     | 15,286                 | 24,111                        |
| 534 SHS TESLA MTRS INC        | 0                      | 0                             |
| 498 SHS TJX COMPANIES INC     | 22,747                 | 31,738                        |

| Name of Stock                  | End of Year Book Value | End of Year Fair Market Value |
|--------------------------------|------------------------|-------------------------------|
| 264 SHS TEAM HEALTH HLDGS      | 7,625                  | 12,025                        |
| 127 SHS TERADATA CORP          | 0                      | 0                             |
| 164 SHS TRANSDIGM GROUP INC    | 0                      | 0                             |
| 132 SHS ULTRA SALON COSMETICS  | 0                      | 0                             |
| 207 SHS UNDER ARMOUR INC       | 10,270                 | 18,071                        |
| 342 SHS UNITEDHEALTH GROUP     | 0                      | 0                             |
| 351 SHS UNITED RENTALS INC     | 18,652                 | 27,360                        |
| 1,215 VANTIV INC CL A          | 28,724                 | 39,621                        |
| 265 SHS VERISK ANALYTICS       | 13,641                 | 17,416                        |
| 613 SHS VIRGIN MEDIA           | 0                      | 0                             |
| 237 SHS VISA INCORPORATED      | 36,420                 | 52,775                        |
| 260 SHS VMWARE INC             | 0                      | 0                             |
| 287 SHS WHOLE FOODS MKT INC    | 0                      | 0                             |
| 639 SHS WILLIAMS COMPANIES INC | 0                      | 0                             |
| 13,181.019 DOUBLELINE TOTAL    |                        |                               |
| RETURN BOND FUND               | 150,000                | 142,091                       |
| 65,701.428 LORD ABBETT SHORT   |                        |                               |
| DURATION INC FUND              | 308,023                | 300,913                       |
| 12,868.228 SCOUT UNCONSTRAINED |                        |                               |
| BOND FUND                      | 150,984                | 152,360                       |
| 38,498.081 SHS VANGUARD SHORT  |                        |                               |
| TERM BOND INDX FUND            | 409,986                | 403,845                       |
| 38,640.367 SHS VANGUARD SHORT  |                        |                               |
| TERM INV GRAD FUND             | 416,214                | 413,452                       |

**TY 2013 Investments - Land Schedule**

**Name:** THE SODERQUIST FAMILY FOUNDATION  
C/O DONALD G SODERQUIST  
**EIN:** 73-1621266

**TY 2013 Land, Etc. Schedule**

**Name:** THE SODERQUIST FAMILY FOUNDATION  
C/O DONALD G SODERQUIST  
**EIN:** 73-1621266

**TY 2013 Other Assets Schedule****Name:** THE SODERQUIST FAMILY FOUNDATION

C/O DONALD G SODERQUIST

**EIN:** 73-1621266

| Description                  | Beginning of Year -<br>Book Value | End of Year - Book<br>Value | End of Year - Fair<br>Market Value |
|------------------------------|-----------------------------------|-----------------------------|------------------------------------|
| PREPAID FEDERAL TAXES        | 14,976                            | 0                           | 0                                  |
| 2012 INCOME PAID IN 2013     | 6,235                             | 0                           | 0                                  |
| STOCK SALES REPORTED IN 2012 |                                   |                             |                                    |
| THAT SETTLED IN 2013         | 1,480                             | 0                           | 0                                  |
| 2013 INCOME PAID IN 2014     | 0                                 | 8,373                       | 8,373                              |
| STOCK SALES REPORTED IN 2013 |                                   |                             |                                    |
| THAT SETTLED IN 2014         | 0                                 | 11,508                      | 11,508                             |

## TY 2013 Other Expenses Schedule

**Name:** THE SODERQUIST FAMILY FOUNDATION

C/O DONALD G SODERQUIST

**EIN:** 73-1621266

| Description            | Revenue and Expenses<br>per Books | Net Investment<br>Income | Adjusted Net Income | Disbursements for<br>Charitable Purposes |
|------------------------|-----------------------------------|--------------------------|---------------------|--|
| MISCELLANEOUS EXPENSES | 75                                | 75                       |                     |  |



**TY 2013 Other Professional Fees Schedule****Name:** THE SODERQUIST FAMILY FOUNDATION

C/O DONALD G SODERQUIST

**EIN:** 73-1621266

| <b>Category</b>                   | <b>Amount</b> | <b>Net Investment<br/>Income</b> | <b>Adjusted Net<br/>Income</b> | <b>Disbursements for<br/>Charitable<br/>Purposes</b> |
|-----------------------------------|---------------|----------------------------------|--------------------------------|--|
| RAYMOND JAMES &<br>ASSOCIATES INC | 49,573        | 49,573                           |                                |  |
| RAYMOND JAMES &<br>ASSOCIATES INC | 25,435        | 25,435                           |                                |  |
| RAYMOND JAMES &<br>ASSOCIATES INC | 28,420        | 28,420                           |                                |  |

**TY 2013 Taxes Schedule****Name:** THE SODERQUIST FAMILY FOUNDATION

C/O DONALD G SODERQUIST

**EIN:** 73-1621266

| Category                      | Amount | Net Investment<br>Income | Adjusted Net<br>Income | Disbursements for<br>Charitable<br>Purposes |
|-------------------------------|--------|--------------------------|------------------------|---|
| FOREIGN TAX CREDIT (78336171) | 15     | 15                       |                        |   |
| FOREIGN TAX CREDIT (79785837) | 749    | 749                      |                        |   |
| FOREIGN TAX CREDIT (78693805) | 262    | 262                      |                        |   |
| 4940 TAX FROM 2013 RETURN     | 14,976 |                          |                        |   |
| REAL ESTATE TAXES             | 225    |                          |                        |   |