



See a Social Security Number? Say Something!
Report Privacy Problems to <https://public.resource.org/privacy>
Or call the IRS Identity Theft Hotline at 1-800-908-4490



Form **990-PF****Return of Private Foundation**

OMB No 1545-0052

2013Department of the Treasury
Internal Revenue Serviceor Section 4947(a)(1) Trust Treated as Private Foundation
Do not enter Social Security numbers on this form as it may be made public.
Information about Form 990-PF and its separate instructions is at www.irs.gov/form990pf

Open to Public Inspection

For calendar year 2013 or tax year beginning , 2013, and ending , 20

Name of foundation **DR MARIUS E JOHNSTON AND MARGARET JOHNSTON
WRIGHT MEMORIAL TRUST R74731002**A Employer identification number
62-6200642

Number and street (or P.O. box number if mail is not delivered to street address)

Room/suite

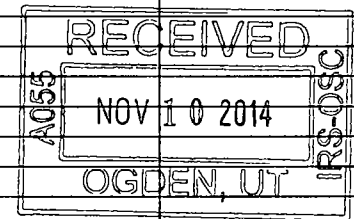
B Telephone number (see instructions)

10 S DEARBORN IL1-0117**866-888-5157**

City or town, state or province, country, and ZIP or foreign postal code

CHICAGO, IL 60603G Check all that apply:
☐ Initial return ☐ Initial return of a former public charity
☐ Final return ☐ Amended return
☐ Address change ☐ Name changeH Check type of organization ☒ Section 501(c)(3) exempt private foundation
☐ Section 4947(a)(1) nonexempt charitable trust ☐ Other taxable private foundationI Fair market value of all assets at end of year (from Part II, col. (c), line 16) **\$ 15,657,883.**
J Accounting method: ☒ Cash ☐ Accrual
☐ Other (specify) _____
(Part I, column (d) must be on cash basis.)C If exemption application is pending, check here ☐
D 1 Foreign organizations, check here ☐
2 Foreign organizations meeting the 85% test, check here and attach computation ☐
E If private foundation status was terminated under section 507(b)(1)(A), check here ☐
F If the foundation is in a 60-month termination under section 507(b)(1)(B), check here ☐**Part I Analysis of Revenue and Expenses** (The total of amounts in columns (b), (c), and (d) may not necessarily equal the amounts in column (a) (see instructions).)

	(a) Revenue and expenses per books	(b) Net investment income	(c) Adjusted net income	(d) Disbursements for charitable purposes (cash basis only)
Revenue				
1 Contributions, gifts, grants, etc., received (attach schedule)				
2 Check <input checked="" type="checkbox"/> if the foundation is not required to attach Sch. B				
3 Interest on savings and temporary cash investments				
4 Dividends and interest from securities	202,738.	202,649.		
5a Gross rents				
b Net rental income or (loss)				
6a Net gain or (loss) from sale of assets not on line 10	569,286.			
b Gross sales price for all assets on line 6a 6,059,566.				
7 Capital gain net income (from Part IV, line 2)		569,286.		
8 Net short-term capital gain				
9 Income modifications				
10a Gross sales less returns and allowances				
b Less Cost of goods sold				
c Gross profit or (loss) (attach schedule)				
11 Other income (attach schedule)	-27.	-9,745.		STMT 1
12 Total. Add lines 1 through 11	771,997.	762,190.		
Operating and Administrative Expenses				
13 Compensation of officers, directors, trustees, etc.	72,174.	54,130.		18,043.
14 Other employee salaries and wages		NONE	NONE	
15 Pension plans, employee benefits		NONE	NONE	
16a Legal fees (attach schedule)				
b Accounting fees (attach schedule) STMT 2	1,500.	750.	NONE	750.
c Other professional fees (attach schedule)				
17 Interest				
18 Taxes (attach schedule) (see instructions) STMT 3	13,595.	7,195.		
19 Depreciation (attach schedule) and depletion				
20 Occupancy				
21 Travel, conferences, and meetings		NONE	NONE	
22 Printing and publications		NONE	NONE	
23 Other expenses (attach schedule)				
24 Total operating and administrative expenses. Add lines 13 through 23	87,269.	62,075.	NONE	18,793.
25 Contributions, gifts, grants paid	580,594.			580,594.
26 Total expenses and disbursements. Add lines 24 and 25	667,863.	62,075.	NONE	599,387.
27 Subtract line 26 from line 12				
a Excess of revenue over expenses and disbursements	104,134.			
b Net investment income (if negative, enter -0-)		700,115.		
c Adjusted net income (if negative, enter -0-)				



NOV 05 2014

SCANNED NOV 12 2014

Part II Balance Sheets		Attached schedules and amounts in the description column should be for end-of-year amounts only. (See instructions)		Beginning of year	End of year	
				(a) Book Value	(b) Book Value	(c) Fair Market Value
Assets	1	Cash - non-interest-bearing				
	2	Savings and temporary cash investments		529,775.	844,913.	844,913.
	3	Accounts receivable ▶				
		Less: allowance for doubtful accounts ▶				
	4	Pledges receivable ▶				
		Less: allowance for doubtful accounts ▶				
	5	Grants receivable				
	6	Receivables due from officers, directors, trustees, and other disqualified persons (attach schedule) (see instructions)				
	7	Other notes and loans receivable (attach schedule) ▶				
		Less: allowance for doubtful accounts ▶	NONE			
	8	Inventories for sale or use				
	9	Prepaid expenses and deferred charges				
	10 a	Investments - U S and state government obligations (attach schedule)				
	b	Investments - corporate stock (attach schedule)		8,982,176.	9,110,405.	11,531,572.
	c	Investments - corporate bonds (attach schedule)		1,614,688.	1,186,259.	1,195,524.
	Liabilities	11	Investments - land, buildings, and equipment basis ▶			
		Less: accumulated depreciation ▶ (attach schedule)				
12		Investments - mortgage loans				
13		Investments - other (attach schedule)		1,828,146.	1,939,586.	2,085,874.
14		Land, buildings, and equipment basis ▶				
		Less: accumulated depreciation ▶ (attach schedule)				
15		Other assets (describe ▶)				
16		Total assets (to be completed by all filers - see the instructions. Also, see page 1, item I)		12,954,785.	13,081,163.	15,657,883.
17		Accounts payable and accrued expenses				
18		Grants payable				
Net Assets or Fund Balances	19	Deferred revenue				
	20	Loans from officers, directors, trustees, and other disqualified persons				
	21	Mortgages and other notes payable (attach schedule)				
	22	Other liabilities (describe ▶)				
	23	Total liabilities (add lines 17 through 22)			NONE	
Net Assets or Fund Balances		Foundations that follow SFAS 117, check here ▶ <input type="checkbox"/>				
		and complete lines 24 through 26 and lines 30 and 31.				
	24	Unrestricted				
	25	Temporarily restricted				
	26	Permanently restricted				
		Foundations that do not follow SFAS 117, . . . ▶ <input checked="" type="checkbox"/>				
		check here and complete lines 27 through 31.				
	27	Capital stock, trust principal, or current funds		12,954,785.	13,081,163.	
28	Paid-in or capital surplus, or land, bldg, and equipment fund					
29	Retained earnings, accumulated income, endowment, or other funds					
30	Total net assets or fund balances (see instructions)		12,954,785.	13,081,163.		
31	Total liabilities and net assets/fund balances (see instructions)		12,954,785.	13,081,163.		

Part III Analysis of Changes in Net Assets or Fund Balances

1	Total net assets or fund balances at beginning of year - Part II, column (a), line 30 (must agree with end-of-year figure reported on prior year's return)	1	12,954,785.
2	Enter amount from Part I, line 27a	2	104,134.
3	Other increases not included in line 2 (itemize) ▶ COST BASIS ADJUSTMENT	3	22,244.
4	Add lines 1, 2, and 3	4	13,081,163.
5	Decreases not included in line 2 (itemize) ▶	5	
6	Total net assets or fund balances at end of year (line 4 minus line 5) - Part II, column (b), line 30	6	13,081,163.

Part IV Capital Gains and Losses for Tax on Investment Income

(a) List and describe the kind(s) of property sold (e.g., real estate, 2-story brick warehouse; or common stock, 200 shs. MLC Co.)			(b) How acquired P - Purchase D - Donation	(c) Date acquired (mo., day, yr.)	(d) Date sold (mo., day, yr.)
1a PUBLICLY TRADED SECURITIES					
b					
c					
d					
e					
(e) Gross sales price	(f) Depreciation allowed (or allowable)	(g) Cost or other basis plus expense of sale	(h) Gain or (loss) (e) plus (f) minus (g)		
a 6,059,566.		5,490,280.	569,286.		
b					
c					
d					
e					
Complete only for assets showing gain in column (h) and owned by the foundation on 12/31/69					
(i) F.M.V. as of 12/31/69	(j) Adjusted basis as of 12/31/69	(k) Excess of col. (i) over col. (j), if any	(l) Gains (Col. (h) gain minus col. (k), but not less than -0- or Losses (from col. (h))		
a			569,286.		
b					
c					
d					
e					
2 Capital gain net income or (net capital loss)			2	569,286.	
If gain, also enter in Part I, line 7 If (loss), enter -0- in Part I, line 7					
3 Net short-term capital gain or (loss) as defined in sections 1222(5) and (6):			3		
If gain, also enter in Part I, line 8, column (c) (see instructions). If (loss), enter -0- in Part I, line 8					

Part V Qualification Under Section 4940(e) for Reduced Tax on Net Investment Income

(For optional use by domestic private foundations subject to the section 4940(a) tax on net investment income.)

If section 4940(d)(2) applies, leave this part blank.

Was the foundation liable for the section 4942 tax on the distributable amount of any year in the base period?

☐ Yes ☒ No

If "Yes," the foundation does not qualify under section 4940(e). Do not complete this part.

1 Enter the appropriate amount in each column for each year; see the instructions before making any entries.

(a) Base period years Calendar year (or tax year beginning in)	(b) Adjusted qualifying distributions	(c) Net value of noncharitable-use assets	(d) Distribution ratio (col. (b) divided by col. (c))
2012	587,584.	13,474,296.	0.043608
2011	587,963.	13,693,037.	0.042939
2010	672,271.	13,204,556.	0.050912
2009	761,392.	12,006,387.	0.063416
2008	870,129.	14,915,295.	0.058338
2 Total of line 1, column (d)			2 0.259213
3 Average distribution ratio for the 5-year base period - divide the total on line 2 by 5, or by the number of years the foundation has been in existence if less than 5 years			3 0.051843
4 Enter the net value of noncharitable-use assets for 2013 from Part X, line 5			4 14,371,760.
5 Multiply line 4 by line 3			5 745,075.
6 Enter 1% of net investment income (1% of Part I, line 27b)			6 7,001.
7 Add lines 5 and 6			7 752,076.
8 Enter qualifying distributions from Part XII, line 4			8 599,387.

If line 8 is equal to or greater than line 7, check the box in Part VI, line 1b, and complete that part using a 1% tax rate. See the Part VI instructions.

Part VI Excise Tax Based on Investment Income (Section 4940(a), 4940(b), 4940(e), or 4948 - see instructions)

1a Exempt operating foundations described in section 4940(d)(2), check here <input type="checkbox"/> and enter "N/A" on line 1 Date of ruling or determination letter _____ (attach copy of letter if necessary - see instructions)		1	14,002.
b Domestic foundations that meet the section 4940(e) requirements in Part V, check here <input type="checkbox"/> and enter 1% of Part I, line 27b			
c All other domestic foundations enter 2% of line 27b. Exempt foreign organizations enter 4% of Part I, line 12, col. (b).			
2 Tax under section 511 (domestic section 4947(a)(1) trusts and taxable foundations only. Others enter -0-)		2	
3 Add lines 1 and 2		3	14,002.
4 Subtitle A (income) tax (domestic section 4947(a)(1) trusts and taxable foundations only. Others enter -0-)		4	NONE
5 Tax based on investment income. Subtract line 4 from line 3. If zero or less, enter -0-		5	14,002.
6 Credits/Payments			
a 2013 estimated tax payments and 2012 overpayment credited to 2013	6a	12,093.	
b Exempt foreign organizations - tax withheld at source	6b	NONE	
c Tax paid with application for extension of time to file (Form 8868)	6c	14,000.	
d Backup withholding erroneously withheld	6d		
7 Total credits and payments. Add lines 6a through 6d	7	26,093.	
8 Enter any penalty for underpayment of estimated tax. Check here <input type="checkbox"/> if Form 2220 is attached	8	1.	
9 Tax due. If the total of lines 5 and 8 is more than line 7, enter amount owed	9		
10 Overpayment. If line 7 is more than the total of lines 5 and 8, enter the amount overpaid	10	12,090.	
11 Enter the amount of line 10 to be Credited to 2014 estimated tax <input type="checkbox"/> 12,090. Refunded <input type="checkbox"/>	11		

Part VII-A Statements Regarding Activities

	Yes	No
1a During the tax year, did the foundation attempt to influence any national, state, or local legislation or did it participate or intervene in any political campaign?		X
b Did it spend more than \$100 during the year (either directly or indirectly) for political purposes (see Instructions for the definition)? If the answer is "Yes" to 1a or 1b, attach a detailed description of the activities and copies of any materials published or distributed by the foundation in connection with the activities		X
c Did the foundation file Form 1120-POL for this year?		X
d Enter the amount (if any) of tax on political expenditures (section 4955) imposed during the year (1) On the foundation <input type="checkbox"/> \$ _____ (2) On foundation managers. <input type="checkbox"/> \$ _____		
e Enter the reimbursement (if any) paid by the foundation during the year for political expenditure tax imposed on foundation managers. <input type="checkbox"/> \$ _____		
2 Has the foundation engaged in any activities that have not previously been reported to the IRS? If "Yes," attach a detailed description of the activities		X
3 Has the foundation made any changes, not previously reported to the IRS, in its governing instrument, articles of incorporation, or bylaws, or other similar instruments? If "Yes," attach a conformed copy of the changes		X
4a Did the foundation have unrelated business gross income of \$1,000 or more during the year?	X	
b If "Yes," has it filed a tax return on Form 990-T for this year?	X	
5 Was there a liquidation, termination, dissolution, or substantial contraction during the year? If "Yes," attach the statement required by General Instruction T		X
6 Are the requirements of section 508(e) (relating to sections 4941 through 4945) satisfied either • By language in the governing instrument, or • By state legislation that effectively amends the governing instrument so that no mandatory directions that conflict with the state law remain in the governing instrument?	X	
7 Did the foundation have at least \$5,000 in assets at any time during the year? If "Yes," complete Part II, col (c), and Part XV	X	
8a Enter the states to which the foundation reports or with which it is registered (see instructions) <input type="checkbox"/> KY		
b If the answer is "Yes" to line 7, has the foundation furnished a copy of Form 990-PF to the Attorney General (or designate) of each state as required by General Instruction G? If "No," attach explanation.	X	
9 Is the foundation claiming status as a private operating foundation within the meaning of section 4942(j)(3) or 4942(j)(5) for calendar year 2013 or the taxable year beginning in 2013 (see instructions for Part XIV)? If "Yes," complete Part XIV.		X
10 Did any persons become substantial contributors during the tax year? If "Yes," attach a schedule listing their names and addresses		X

Form 990-PF (2013)

Part VII-A Statements Regarding Activities (continued)

11	At any time during the year, did the foundation, directly or indirectly, own a controlled entity within the meaning of section 512(b)(13)? If "Yes," attach schedule (see instructions)	11		X
12	Did the foundation make a distribution to a donor advised fund over which the foundation or a disqualified person had advisory privileges? If "Yes," attach statement (see instructions)	12		X
13	Did the foundation comply with the public inspection requirements for its annual returns and exemption application?	13	X	
Website address <input type="checkbox"/> N/A				
14	The books are in care of <input type="checkbox"/> JP MORGAN CHASE BANK, NA Telephone no. <input type="checkbox"/> (866) 888-5157			
Located at <input type="checkbox"/> 10 S DEARBORN ST, IL1-0117, CHICAGO, IL ZIP+4 <input type="checkbox"/> 60603				
15	Section 4947(a)(1) nonexempt charitable trusts filing Form 990-PF in lieu of Form 1041 - Check here	15		
16	At any time during calendar year 2013, did the foundation have an interest in or a signature or other authority over a bank, securities, or other financial account in a foreign country?	16	Yes	No
				X
See the instructions for exceptions and filing requirements for Form TD F 90-22.1. If "Yes," enter the name of the foreign country <input type="checkbox"/>				

Part VII-B Statements Regarding Activities for Which Form 4720 May Be Required

File Form 4720 if any item is checked in the "Yes" column, unless an exception applies.

	Yes	No
1a During the year did the foundation (either directly or indirectly).		
(1) Engage in the sale or exchange, or leasing of property with a disqualified person?	<input type="checkbox"/> Yes	<input checked="" type="checkbox"/> No
(2) Borrow money from, lend money to, or otherwise extend credit to (or accept it from) a disqualified person?	<input type="checkbox"/> Yes	<input checked="" type="checkbox"/> No
(3) Furnish goods, services, or facilities to (or accept them from) a disqualified person?	<input type="checkbox"/> Yes	<input checked="" type="checkbox"/> No
(4) Pay compensation to, or pay or reimburse the expenses of, a disqualified person?	<input checked="" type="checkbox"/> Yes	<input type="checkbox"/> No
(5) Transfer any income or assets to a disqualified person (or make any of either available for the benefit or use of a disqualified person)?	<input type="checkbox"/> Yes	<input checked="" type="checkbox"/> No
(6) Agree to pay money or property to a government official? (Exception. Check "No" if the foundation agreed to make a grant to or to employ the official for a period after termination of government service, if terminating within 90 days.)	<input type="checkbox"/> Yes	<input checked="" type="checkbox"/> No
b If any answer is "Yes" to 1a(1)-(6), did any of the acts fail to qualify under the exceptions described in Regulations section 53.4941(d)-3 or in a current notice regarding disaster assistance (see instructions)?	1b	X
Organizations relying on a current notice regarding disaster assistance check here <input type="checkbox"/>		
c Did the foundation engage in a prior year in any of the acts described in 1a, other than excepted acts, that were not corrected before the first day of the tax year beginning in 2013?	1c	X
2 Taxes on failure to distribute income (section 4942) (does not apply for years the foundation was a private operating foundation defined in section 4942(j)(3) or 4942(j)(5))		
a At the end of tax year 2013, did the foundation have any undistributed income (lines 6d and 6e, Part XIII) for tax year(s) beginning before 2013?	<input type="checkbox"/> Yes	<input checked="" type="checkbox"/> No
If "Yes," list the years <input type="checkbox"/>		
b Are there any years listed in 2a for which the foundation is not applying the provisions of section 4942(a)(2) (relating to incorrect valuation of assets) to the year's undistributed income? (If applying section 4942(a)(2) to all years listed, answer "No" and attach statement - see instructions.)	2b	
c If the provisions of section 4942(a)(2) are being applied to any of the years listed in 2a, list the years here. <input type="checkbox"/>		
3a Did the foundation hold more than a 2% direct or indirect interest in any business enterprise at any time during the year?	<input type="checkbox"/> Yes	<input checked="" type="checkbox"/> No
b If "Yes," did it have excess business holdings in 2013 as a result of (1) any purchase by the foundation or disqualified persons after May 26, 1969, (2) the lapse of the 5-year period (or longer period approved by the Commissioner under section 4943(c)(7)) to dispose of holdings acquired by gift or bequest, or (3) the lapse of the 10-, 15-, or 20-year first phase holding period? (Use Schedule C, Form 4720, to determine if the foundation had excess business holdings in 2013)	3b	
4a Did the foundation invest during the year any amount in a manner that would jeopardize its charitable purposes?	4a	X
b Did the foundation make any investment in a prior year (but after December 31, 1969) that could jeopardize its charitable purpose that had not been removed from jeopardy before the first day of the tax year beginning in 2013?	4b	X

Form 990-PF (2013)

Part VII-B Statements Regarding Activities for Which Form 4720 May Be Required (continued)**5a** During the year did the foundation pay or incur any amount to(1) Carry on propaganda, or otherwise attempt to influence legislation (section 4945(e))? ☐ Yes ☒ No(2) Influence the outcome of any specific public election (see section 4955), or to carry on, directly or indirectly, any voter registration drive? ☐ Yes ☒ No(3) Provide a grant to an individual for travel, study, or other similar purposes? ☐ Yes ☒ No(4) Provide a grant to an organization other than a charitable, etc., organization described in section 509(a)(1), (2), or (3), or section 4940(d)(2)? (see instructions) ☐ Yes ☒ No(5) Provide for any purpose other than religious, charitable, scientific, literary, or educational purposes, or for the prevention of cruelty to children or animals? ☐ Yes ☒ No**b** If any answer is "Yes" to 5a(1)-(5), did any of the transactions fail to qualify under the exceptions described in Regulations section 53.4945 or in a current notice regarding disaster assistance (see instructions)? ☐ Yes ☒ NoOrganizations relying on a current notice regarding disaster assistance check here ☐**c** If the answer is "Yes" to question 5a(4), does the foundation claim exemption from the tax because it maintained expenditure responsibility for the grant? ☐ Yes ☒ No

If "Yes," attach the statement required by Regulations section 53.4945-5(d).

6a Did the foundation, during the year, receive any funds, directly or indirectly, to pay premiums on a personal benefit contract? ☐ Yes ☒ No**b** Did the foundation, during the year, pay premiums, directly or indirectly, on a personal benefit contract? ☐ Yes ☒ No
If "Yes" to 6b, file Form 8870.**7a** At any time during the tax year, was the foundation a party to a prohibited tax shelter transaction? ☐ Yes ☒ No**b** If "Yes," did the foundation receive any proceeds or have any net income attributable to the transaction? ☐ Yes ☒ No**Part VIII Information About Officers, Directors, Trustees, Foundation Managers, Highly Paid Employees, and Contractors****1** List all officers, directors, trustees, foundation managers and their compensation (see instructions).

(a) Name and address	(b) Title, and average hours per week devoted to position	(c) Compensation (If not paid, enter -0-)	(d) Contributions to employee benefit plans and deferred compensation	(e) Expense account, other allowances
JP MORGAN CHASE BANK, NA 10 S DEARBORN ST, IL1-0117, CHICAGO, IL 60603	TRUSTEE 2	72,174.	-0-	-0-

2 Compensation of five highest-paid employees (other than those included on line 1 - see instructions). If none, enter "NONE."

(a) Name and address of each employee paid more than \$50,000	(b) Title, and average hours per week devoted to position	(c) Compensation	(d) Contributions to employee benefit plans and deferred compensation	(e) Expense account, other allowances
NONE		NONE	NONE	NONE

Total number of other employees paid over \$50,000 ☐ NONE

Form 990-PF (2013)

Part VIII Information About Officers, Directors, Trustees, Foundation Managers, Highly Paid Employees, and Contractors (continued)**3 Five highest-paid independent contractors for professional services (see instructions). If none, enter "NONE."**

(a) Name and address of each person paid more than \$50,000	(b) Type of service	(c) Compensation
NONE		NONE
Total number of others receiving over \$50,000 for professional services		NONE

Part IX-A Summary of Direct Charitable Activities

List the foundation's four largest direct charitable activities during the tax year. Include relevant statistical information such as the number of organizations and other beneficiaries served, conferences convened, research papers produced, etc	Expenses
1 NONE	
2	
3	
4	

Part IX-B Summary of Program-Related Investments (see instructions)

Describe the two largest program-related investments made by the foundation during the tax year on lines 1 and 2.	Amount
1 NONE	
2	
All other program-related investments See instructions	
3 NONE	
Total. Add lines 1 through 3	

Form 990-PF (2013)

Part X Minimum Investment Return (All domestic foundations must complete this part. Foreign foundations, see instructions.)

1	Fair market value of assets not used (or held for use) directly in carrying out charitable, etc., purposes:		
a	Average monthly fair market value of securities	1a	14,121,346.
b	Average of monthly cash balances	1b	469,273.
c	Fair market value of all other assets (see instructions)	1c	NONE
d	Total (add lines 1a, b, and c)	1d	14,590,619.
e	Reduction claimed for blockage or other factors reported on lines 1a and 1c (attach detailed explanation)	1e	
2	Acquisition indebtedness applicable to line 1 assets	2	NONE
3	Subtract line 2 from line 1d	3	14,590,619.
4	Cash deemed held for charitable activities. Enter 1 1/2% of line 3 (for greater amount, see instructions)	4	218,859.
5	Net value of noncharitable-use assets. Subtract line 4 from line 3. Enter here and on Part V, line 4.	5	14,371,760.
6	Minimum investment return. Enter 5% of line 5	6	718,588.

Part XI Distributable Amount (see instructions) (Section 4942(j)(3) and (j)(5) private operating foundations and certain foreign organizations check here ☐ and do not complete this part.)

1	Minimum investment return from Part X, line 6	1	718,588.
2a	Tax on investment income for 2013 from Part VI, line 5	2a	14,002.
2b	Income tax for 2013. (This does not include the tax from Part VI.)	2b	
c	Add lines 2a and 2b	2c	14,002.
3	Distributable amount before adjustments. Subtract line 2c from line 1.	3	704,586.
4	Recoveries of amounts treated as qualifying distributions	4	NONE
5	Add lines 3 and 4	5	704,586.
6	Deduction from distributable amount (see instructions)	6	NONE
7	Distributable amount as adjusted. Subtract line 6 from line 5. Enter here and on Part XIII, line 1.	7	704,586.

Part XII Qualifying Distributions (see instructions)

1	Amounts paid (including administrative expenses) to accomplish charitable, etc., purposes:		
a	Expenses, contributions, gifts, etc. - total from Part I, column (d), line 26	1a	599,387.
b	Program-related investments - total from Part IX-B	1b	
2	Amounts paid to acquire assets used (or held for use) directly in carrying out charitable, etc., purposes	2	NONE
3	Amounts set aside for specific charitable projects that satisfy the:		
a	Suitability test (prior IRS approval required)	3a	NONE
b	Cash distribution test (attach the required schedule)	3b	NONE
4	Qualifying distributions. Add lines 1a through 3b. Enter here and on Part V, line 8, and Part XIII, line 4.	4	599,387.
5	Foundations that qualify under section 4940(e) for the reduced rate of tax on net investment income. Enter 1% of Part I, line 27b (see instructions)	5	N/A
6	Adjusted qualifying distributions. Subtract line 5 from line 4.	6	599,387.

Note. The amount on line 6 will be used in Part V, column (b), in subsequent years when calculating whether the foundation qualifies for the section 4940(e) reduction of tax in those years.

Part XIII Undistributed Income (see instructions)

	(a) Corpus	(b) Years prior to 2012	(c) 2012	(d) 2013
1 Distributable amount for 2013 from Part XI, line 7				704,586.
2 Undistributed income, if any, as of the end of 2013				
a Enter amount for 2012 only			NONE	
b Total for prior years 20 <u>11</u> , 20 <u> </u> , 20 <u> </u>		NONE		
3 Excess distributions carryover, if any, to 2013				
a From 2008	NONE			
b From 2009	143,693.			
c From 2010	26,808.			
d From 2011	NONE			
e From 2012	NONE			
f Total of lines 3a through e	170,501.			
4 Qualifying distributions for 2013 from Part XII, line 4. ► \$ <u>599,387.</u>				
a Applied to 2012, but not more than line 2a			NONE	
b Applied to undistributed income of prior years (Election required - see instructions)		NONE		
c Treated as distributions out of corpus (Election required - see instructions)	NONE			
d Applied to 2013 distributable amount				599,387.
e Remaining amount distributed out of corpus	NONE			
5 Excess distributions carryover applied to 2013. (If an amount appears in column (d), the same amount must be shown in column (a))	105,199.			105,199.
6 Enter the net total of each column as indicated below:				
a Corpus. Add lines 3f, 4c, and 4e. Subtract line 5	65,302.			
b Prior years' undistributed income. Subtract line 4b from line 2b		NONE		
c Enter the amount of prior years' undistributed income for which a notice of deficiency has been issued, or on which the section 4942(a) tax has been previously assessed		NONE		
d Subtract line 6c from line 6b. Taxable amount - see instructions		NONE		
e Undistributed income for 2012. Subtract line 4a from line 2a. Taxable amount - see instructions			NONE	
f Undistributed income for 2013. Subtract lines 4d and 5 from line 1. This amount must be distributed in 2014				
7 Amounts treated as distributions out of corpus to satisfy requirements imposed by section 170(b)(1)(F) or 4942(g)(3) (see instructions)	NONE			
8 Excess distributions carryover from 2008 not applied on line 5 or line 7 (see instructions)	NONE			
9 Excess distributions carryover to 2014. Subtract lines 7 and 8 from line 6a	65,302.			
10 Analysis of line 9				
a Excess from 2009	38,494.			
b Excess from 2010	26,808.			
c Excess from 2011	NONE			
d Excess from 2012	NONE			
e Excess from 2013	NONE			

Part XIV Private Operating Foundations (see instructions and Part VII-A, question 9)**NOT APPLICABLE**

1a If the foundation has received a ruling or determination letter that it is a private operating foundation, and the ruling is effective for 2013, enter the date of the ruling

b Check box to indicate whether the foundation is a private operating foundation described in section

4942(j)(3) or 4942(j)(5)

2a Enter the lesser of the adjusted net income from Part I or the minimum investment return from Part X for each year listed

Tax year	Prior 3 years				(e) Total
	(a) 2013	(b) 2012	(c) 2011	(d) 2010	
b 85% of line 2a					
c Qualifying distributions from Part XII, line 4 for each year listed					
d Amounts included in line 2c not used directly for active conduct of exempt activities					
e Qualifying distributions made directly for active conduct of exempt activities. Subtract line 2d from line 2c					
3 Complete 3a, b, or c for the alternative test relied upon					
a "Assets" alternative test - enter					
(1) Value of all assets					
(2) Value of assets qualifying under section 4942(j)(3)(B)(i).					
b "Endowment" alternative test - enter 2/3 of minimum investment return shown in Part X, line 6 for each year listed					
c "Support" alternative test - enter					
(1) Total support other than gross investment income (interest, dividends, rents, payments on securities loans (section 512(a)(5)), or royalties).					
(2) Support from general public and 5 or more exempt organizations as provided in section 4942(j)(3)(B)(iii).					
(3) Largest amount of support from an exempt organization.					
(4) Gross investment income					

Part XV Supplementary Information (Complete this part only if the foundation had \$5,000 or more in assets at any time during the year - see instructions.)**1 Information Regarding Foundation Managers:**

a List any managers of the foundation who have contributed more than 2% of the total contributions received by the foundation before the close of any tax year (but only if they have contributed more than \$5,000). (See section 507(d)(2).)

NONE

b List any managers of the foundation who own 10% or more of the stock of a corporation (or an equally large portion of the ownership of a partnership or other entity) of which the foundation has a 10% or greater interest.

NONE

2 Information Regarding Contribution, Grant, Gift, Loan, Scholarship, etc., Programs:

Check here ☒ if the foundation only makes contributions to preselected charitable organizations and does not accept unsolicited requests for funds. If the foundation makes gifts, grants, etc. (see instructions) to individuals or organizations under other conditions, complete items 2a, b, c, and d.

a The name, address, and telephone number or e-mail address of the person to whom applications should be addressed:

b The form in which applications should be submitted and information and materials they should include:

c Any submission deadlines:

d Any restrictions or limitations on awards, such as by geographical areas, charitable fields, kinds of institutions, or other factors:

Part XV Supplementary Information (continued)**3 Grants and Contributions Paid During the Year or Approved for Future Payment**

<div>Recipient</div> <div>Name and address (home or business)</div>	If recipient is an individual, show any relationship to any foundation manager or substantial contributor	Foundation status of recipient	Purpose of grant or contribution	Amount
a Paid during the year				
UNIVERSITY OF KENTUCKY 310 PETERSON SERVICE BLDG LEXINGTON KY 40506	NONE	PC	PROGRAM SUPPORT	580,594.
Total			▶ 3a	580,594.
b Approved for future payment				
Total			▶ 3b	

Enter gross amounts unless otherwise indicated.

Unrelated business income		Excluded by section 512, 513, or 514		(e) Related or exempt function income (See instructions.)
(a) Business code	(b) Amount	(c) Exclusion code	(d) Amount	
1 Program service revenue.				
a				
b				
c				
d				
e				
f				
g	Fees and contracts from government agencies			
2 Membership dues and assessments				
3 Interest on savings and temporary cash investments				
4 Dividends and interest from securities				
5 Net rental income or (loss) from real estate:		14	202,738.	
a	Debt-financed property			
b	Not debt-financed property			
6 Net rental income or (loss) from personal property .				
7 Other investment income				
8 Gain or (loss) from sales of assets other than inventory		14	-27.	
9 Net income or (loss) from special events . . .		18	569,286.	
10 Gross profit or (loss) from sales of inventory . .				
11 Other revenue a				
b				
c				
d				
e				
12 Subtotal. Add columns (b), (d), and (e)			771,997.	
13 Total. Add line 12, columns (b), (d), and (e)			771,997.	

(See worksheet in line 13 instructions to verify calculations.)

Part XVI-B	Relationship of Activities to the Accomplishment of Exempt Purposes

[illegible]

Part XVII Information Regarding Transfers To and Transactions and Relationships With Noncharitable Exempt Organizations

- | 1 Did the organization directly or indirectly engage in any of the following with any other organization described in section 501(c) of the Code (other than section 501(c)(3) organizations) or in section 527, relating to political organizations? | | Yes | No |
|--|-------|-----|----|
| a Transfers from the reporting foundation to a noncharitable exempt organization of: | | | |
| (1) Cash | 1a(1) | | X |
| (2) Other assets | 1a(2) | | X |
| b Other transactions: | | | |
| (1) Sales of assets to a noncharitable exempt organization | 1b(1) | | X |
| (2) Purchases of assets from a noncharitable exempt organization | 1b(2) | | X |
| (3) Rental of facilities, equipment, or other assets | 1b(3) | | X |
| (4) Reimbursement arrangements | 1b(4) | | X |
| (5) Loans or loan guarantees | 1b(5) | | X |
| (6) Performance of services or membership or fundraising solicitations | 1b(6) | | X |
| c Sharing of facilities, equipment, mailing lists, other assets, or paid employees | 1c | | X |
| d If the answer to any of the above is "Yes," complete the following schedule. Column (b) should always show the fair market value of the goods, other assets, or services given by the reporting foundation. If the foundation received less than fair market value in any transaction or sharing arrangement, show in column (d) the value of the goods, other assets, or services received. | | | |


[illegible]

- 2a** Is the foundation directly or indirectly affiliated with, or related to, one or more tax-exempt organizations described in section 501(c) of the Code (other than section 501(c)(3)) or in section 527? ☐ Yes ☒ No
- b** If "Yes," complete the following schedule.

(a) Name of organization	(b) Type of organization	(c) Description of relationship

**Sign
Here**

Under penalties of perjury, I declare that I have examined this return, including accompanying schedules and statements, and to the best of my knowledge and belief, it is true, correct, and complete. Declaration of preparer (other than taxpayer) is based on all information of which preparer has any knowledge.


Signature of officer or trustee

10/30/2014
Date

Title

May the IRS discuss this return with the preparer shown below (see instructions)? ☒ Yes ☐ No

**Paid
Preparer
Use Only**

Print/Type preparer's name

CAROLYN J. SECHSEL

Preparer's signature Carolyn J. Seckel
JLP
DATE

Date

10/30/2014

Check ☐ if self-employed

PTIN	
------	--

P01256399

Firm's name ► DELOITTE TAX LLP

Firm's address ► 127 PUBLIC SQUARE

44114

Firm's EIN ▶ 86-1065772

Phone no. 216-589-1300

FORM 990PF, PART I - OTHER INCOME
=====

DESCRIPTION -----	REVENUE AND EXPENSES PER BOOKS -----	NET INVESTMENT INCOME -----
DEFERRED REVENUE	-27.	
JPMORGAN MULTI-STRATEGY FUND LLC K-1		13,370.
POWERSHARES DB COMMODITY INDEX K-1		-23,115.
	-----	-----
TOTALS	-27.	-9,745.
	=====	=====

FORM 990PF, PART I - ACCOUNTING FEES
=====

DESCRIPTION -----	REVENUE AND EXPENSES PER BOOKS -----	NET INVESTMENT INCOME -----	ADJUSTED NET INCOME -----	CHARITABLE PURPOSES -----
TAX PREPARATION FEE (NON-ALLOC	1,500.	750.		750.
TOTALS	1,500.	750.	NONE	750.
	=====	=====	=====	=====

FORM 990PF, PART I - TAXES
=====

DESCRIPTION -----	REVENUE AND EXPENSES PER BOOKS -----	NET INVESTMENT INCOME -----
FEDERAL TAX PAYMENT - PRIOR YE	200.	
FEDERAL ESTIMATES - PRINCIPAL	6,200.	
FOREIGN TAXES ON QUALIFIED FOR	6,327.	6,327.
FOREIGN TAXES ON NONQUALIFIED	868.	868.
	-----	-----
TOTALS	13,595.	7,195.
	=====	=====



T/W FLOYD H. WRIGHT ACCT X74731229
For the Period 10/1/13 to 12/31/13

Account Summary

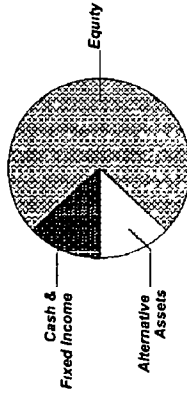
PRINCIPAL

Asset Allocation	Beginning Market Value	Ending Market Value	Change In Value	Estimated Annual Income	Current Allocation
Equity	10,830,120.29	11,531,571.64	701,451.35	112,995.54	74%
Alternative Assets	2,230,674.36	2,085,874.11	(144,800.25)	1,864.25	13%
Cash & Fixed Income	1,725,027.16	2,040,436.65	315,409.49	35,677.36	13%
Market Value	\$14,785,821.81	\$15,657,882.40	\$872,060.59	\$150,537.15	100%

INCOME

Cash Position	Beginning Market Value	Ending Market Value	Change In Value
Accruals	9,055.20	1,979.76	(7,075.44)
Market Value	\$9,055.20	\$1,979.76	(\$7,075.44)

Asset Allocation



INCOME

	Current Period Value	Year-to-Date Value
	0.00	0.00
	\$0.00	\$0.00
	\$0.00	\$0.00
	1,979.76	1,979.76
	\$1,979.76	\$1,979.76


PRINCIPAL

	Current Period Value	Year-to-Date Value
Beginning Market Value	14,785,821.81	13,887,908.34
Additions		231,000.00
Withdrawals & Fees	(18,617.48)	(891,667.28)
Net Additions/Withdrawals	(\$18,617.48)	(\$660,667.28)
Income	126,116.06	195,618.09
Change in Investment Value	764,562.01	2,235,023.25
Ending Market Value	\$15,657,882.40	\$15,657,882.40
Accruals	--	--
Market Value with Accruals	--	--

Portfolio Activity

Beginning Market Value	
Additions	
Withdrawals & Fees	
Net Additions/Withdrawals	
Income	
Change in Investment Value	
Ending Market Value	
Accruals	
Market Value with Accruals	

J.P. Morgan



T/W FLOYD H. WRIGHT ACCT X74731229
For the Period 10/1/13 to 12/31/13

Account Summary CONTINUED

Tax Summary	Current Period Value	Year-to-Date Value
Domestic Dividends/Distributions	126,116.06	193,943.08
Original Issue Discount		1,675.01
Taxable Income	\$126,116.06	\$195,618.09

	Current Period Value	Year-to-Date Value
LT Capital Gain Distributions	240,170.27	241,126.52
ST Realized Gain/Loss	14,558.58	(22,691.57)
LT Realized Gain/Loss	126,935.97	372,992.22
Realized Gain/Loss	\$381,664.82	\$591,427.17

	To-Date Value
Unrealized Gain/Loss	\$2,439,368.55

Cost Summary	Cost
Equity	9,110,404.73
Cash & Fixed Income	2,031,172.37
Total	\$11,141,577.10

J.P.Morgan

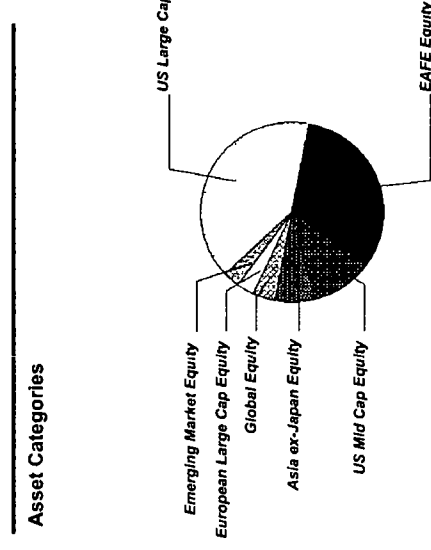


T/W FLOYD H. WRIGHT ACCT X74731229
For the Period 10/1/13 to 12/31/13

Equity Summary

Asset Categories	Beginning Market Value	Ending Market Value	Change In Value	Current Allocation
US Large Cap Equity	4,752,773.82	4,544,972.19	(207,801.63)	30%
US Mid Cap Equity	1,180,630.43	1,206,268.02	25,637.59	8%
EAFE Equity	3,131,467.95	3,827,477.03	696,009.08	24%
European Large Cap Equity	164,712.75	318,072.33	153,359.58	2%
Asia ex-Japan Equity	841,731.31	838,990.95	(2,740.36)	5%
Emerging Market Equity	297,400.57	302,871.78	5,471.21	2%
Global Equity	461,403.46	492,919.34	31,515.88	3%
Total Value	\$10,830,120.29	\$11,531,571.64	\$701,451.35	74%

Market Value/Cost	Current Period Value
Market Value	11,531,571.64
Tax Cost	9,110,404.73
Unrealized Gain/Loss	2,421,166.91
Estimated Annual Income	112,995.54
Accrued Dividends	28.70
Yield	0.97%



Equity as a percentage of your portfolio - 74 %



T/W FLOYD H. WRIGHT ACCT X74731229
For the Period 10/1/13 to 12/31/13

Equity Detail

	Price	Quantity	Value	Adjusted Tax Cost Original Cost	Unrealized Gain/Loss	Est Annual Inc Accrued Div	Yield
US Large Cap Equity							
BARC REN SPX 09/04/14 2 XLEV- 7 85%CAP- 15 70% MAXPYMIT INITIAL LEVEL-08/16/13 SPX 1655 83 06741T-D4-6	109 43	185,000 000	202,445 50	183,150 00	19,295 50		
FMI LARGE CAP FUND LARGE CAP FD 302933-20-5 FMIH X	20 86	24,823 950	517,827 60	260,155 00	257,672 60	4,393 83	0 85%
HARTFORD CAPITAL APPREC-I 416649-30-9 ITHI X	46 69	11,900 493	555,634 02	359,145 31	196,488.71	2,606 20	0 47%
JPM GROWTH ADVANTAGE FD - SEL FUND 1567 4812A3-71-8 JGAS X	13 85	31,819 420	440,698 97	285,102 00	155,596 97		
JPM LARGE CAP GROWTH FD - SEL FUND 3118 4812C0-53-0 SEEG X	31 78	5,026 083	159,728 92	106,000 09	53,728 83		
JPM US LARGE CAP CORE PLUS FD - SEL FUND 1002 4812A2-38-9 JLPS X	27 74	21,428 839	594,435 99	430,076 80	164,359 19	2,464 31	0 41%
NEUBERGER BER MU/C OPP-INS 64122Q-30-9 NMUL X	15 35	51,781 991	794,853 56	577,118 81	217,734 75	5,592 45	0 70%
SPDR S&P 500 ETF TRUST 78462F-10-3 SPY	184 69	6,927 000	1,279,347 63	978,500 43	300,847 20	23,212 37	1 81%
Total US Large Cap Equity			\$4,544,972 19	\$3,179,248.44	\$1,365,723.75	\$38,269.16	0.84 %

J.P.Morgan



T/W FLOYD H. WRIGHT ACCT X74731229
For the Period 10/1/13 to 12/31/13

	Price	Quantity	Value	Adjusted Tax Cost Original Cost	Unrealized Gain/Loss	Est Annual Inc Accrued Div	Yield
US Mid Cap Equity							
ISHARES CORE S&P MID-CAP ETF 464287-50-7 IJH	133.81	2,975,000	398,084.75	217,095.88	180,988.87	5,140.80	1.29%
JPM MID CAP GROWTH FD - SEL FUND 3120 4812C1-71-0 HLGE X	27.95	20,289,599	567,094.29	385,309.48	181,784.81		
JPM MKT EXP ENH INDEX FD - SEL FUND 3708 4812C1-63-7 PGMI X	13.13	18,361,689	241,088.98	200,004.44	41,084.54	2,203.40	0.91%
Total US Mid Cap Equity			\$1,206,268.02	\$802,409.80	\$403,858.22	\$7,344.20	0.61%

EAFE Equity

BARC BREN MXEA 04/16/14 10%BUFFER-1 50 XLEV- 6 60%CAP 9.9%MAXTRN INITIAL LEVEL-03/28/13 MXEA 1674 60 06741T-RT-6	108.59	150,000,000	162,885.00	148,500.00	14,385.00		
CAPITAL PRIVATE CLIENT SVCS CAP NON US EQT 14042Y-60-1 CNUS X	11.93	64,796,363	773,020.61	730,745.82	42,274.79	5,831.67	0.75%
DODGE & COX INTL STOCK FUND 256206-10-3 DODF X	43.04	18,066,558	777,584.66	611,126.19	166,458.47	12,556.25	1.61%
GS BREN EAFE 01/10/14 10%BUFFER-2 XLEV- 7 65%CAP 15.3%MAXTRN INITIAL LEVEL-12/21/12 SX5E 2651 09 UKX 5939 99 TPX 832 72 38141G-LJ-1	115.28	140,000,000	161,387.80	138,600.00	22,787.80		

J.P. Morgan



T/W FLOYD H. WRIGHT ACCT X74731229
For the Period 10/1/13 to 12/31/13

	Price	Quantity	Value	Adjusted Tax Cost Original Cost	Unrealized Gain/Loss	Est Annual Inc Accrued Div	Yield
EAFE Equity							
ISHARES MSCI EAFE INDEX FUND 464287-46-5 EFA	67.10	7,227 000	484,895 57	392,000 06	92,895 51	12,307 58	2 54 %
JPM INTL VALUE FD - INSTL FUND 1375 4812A0-57-3 JUNUS X	15 35	46,588 763	715,137 51	620,317 99	94,819 52	14,815 22	2 07 %
MANNING & NAPIER WORLD OPPOR 563821-54-5 EXWA X	9 05	83,156 451	752,565 88	754,545 87	(1,979 99)	8,565 11	1 14 %
Total EAFE Equity			\$3,827,477.03	\$3,395,835.93	\$431,641.10	\$54,075.83	1.41 %

European Large Cap Equity

DB MARKET PLUS SX5E 03/19/14
80% CONTIN BARRIER- 7 6%CPN
UNCAPPED
INITIAL LEVEL-09/14/12 SX5E 2594 56
2515A1-LR-0

JPM INTREPID EUROPEAN FD - INSTL FUND 1300 4812A0-68-0 JFEI X	26 73	5,385 246	143,947 63	137,108 36	6,839 27	457 74 28 70	0 32 %
Total European Large Cap Equity			\$318,072.33	\$280,295.86	\$37,776.47	\$457.74 \$28.70	0.14 %

Asia ex-Japan Equity

MATTHEWS PACIFIC TIGER FD-IS
577130-83-4 MIPT X

	24 97	11,341 501	283,197 28	167,386 64	115,810 64		
--	-------	------------	------------	------------	------------	--	--

J.P.Morgan




T/W FLOYD H. WRIGHT ACCT X74731229
For the Period 10/1/13 to 12/31/13

	Price	Quantity	Value	Adjusted Tax Cost Original Cost	Unrealized Gain/Loss	Est Annual Inc Accrued Div	Yield
Asia ex-Japan Equity							
T ROWE PRICE NEW ASIA 77956H-50-0 PRAS X	16 01	34,715 407	555,793 67	545,700 20	10,093 47	5,207 31	0 94 %
Total Asia ex-Japan Equity			\$838,990.95	\$713,086.84	\$125,904.11	\$5,207.31	0.62 %
Emerging Market Equity							
JPM CHINA REGION FD - SEL FUND 3810 4812A3-52-8 JCHS X	21 24	6,297 425	133,757 31	114,928 00	18,829 31	667 52	0 50 %
VIRTUS EMERGING MKTS OPPOR-I 92828T-88-9 HIEM X	9 55	17,708 321	169,114 47	179,507 25	(10,392 78)	1,859 37	1 10 %
Total Emerging Market Equity			\$302,871.78	\$294,435.25	\$8,436.53	\$2,526.89	0.84 %
Global Equity							
JPM GLOBAL RES ENH INDEX FD - SEL FUND 3457 46637K-51-3 JEIT X	17 83	27,645 504	492,919 34	445,092 61	47,826 73	5,114 41	1 04 %

Alternative Assets Summary

Asset Categories				
Asset Categories	Beginning Estimated Value	Ending Estimated Value	Change In Value	Current Allocation
Hedge Funds	1,635,040.96	1,631,066.21	(3,974.75)	10%
Hard Assets	595,633.40	454,807.90	(140,825.50)	3%
Total Value	\$2,230,674.36	\$2,085,874.11	(\$144,800.25)	13%



Alternative Assets as a percentage of your portfolio - 13 %

Alternative Assets Detail

Hedge Funds		Price	Quantity	Estimated Value
BLACKSTONE PARTNERS OFFSHORE FUND		1,319.37	463.160	611,079.41
LTD CLASS H2 - NEW ISSUES		11/29/13		
INELIGIBLE NON-SELF DEALING				
FIDUCIARY INVESTORS - LEAD SERIES				
N/O Client				
092911-96-5				
				500,000.00



T/W FLOYD H. WRIGHT ACCT X74731229
For the Period 10/1/13 to 12/31/13

	Price	Quantity	Estimated Value	Cost
Hedge Funds				
INV BALANCED-RISK ALLOC-Y 00141V-69-7 ABRY X	11 89	33,439 027	397,590 03	423,029 12
JPM ACCESS MULTI-STRATEGY FUND RIC 06-08 N/O Client 154991-91-3	1 08 11/29/13	350,000 000	376,271 35	350,000 00
PIMCO UNCONSTRAINED BOND-P 72201M-45-3 PUCP X	11 09	22,193 455	246,125 42	256,334 40
Total Hedge Funds			\$1,631,066.21	\$1,535,363.52

	Price	Quantity	Estimated Value	Cost	Est. Annual Income Accrued Income
Hard Assets					
POWERSHARES DB COMMODITY INDEX TRACKING FUND 73935S-10-5 DBC	25 66	9,440 000	242,230 40	206,222 47	
SG BRENT CBEN 3/24/14 LNKD TO CO1 80%BARRIER, 10 45% CPN,10 45% MAXRTN 3/8/13, INITIAL STRIKE 110.85 78423E-GB-4	108 85	125,000 000	136,062 50	123,750 00	

J.P. Morgan



T/W FLOYD H. WRIGHT ACCT X74731229
For the Period 10/1/13 to 12/31/13

	Price	Quantity	Estimated Value	Cost	Est Annual Income Accrued Income
Hard Assets					
SG CONT BUFF EQ BRENT 08/12/14 LNKD TO CO1 80% BARRIER- 4 6%CPN 15 00%CAP INITIAL LEVEL-08/01/13 CO1 109 43 78423E-HT-4	102.02	75,000,000	76,515.00	74,250.00	
Total Hard Assets			\$454,807.90	\$404,222.47	

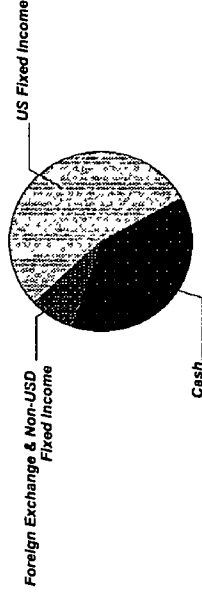


T/W FLOYD H. WRIGHT ACCT X74731229
For the Period 10/1/13 to 12/31/13

Cash & Fixed Income Summary

Asset Categories	Beginning Market Value	Ending Market Value	Change In Value	Current Allocation
Cash	286,892.08	844,913.15	558,021.07	5%
US Fixed Income	1,289,579.72	1,047,634.30	(241,945.42)	7%
Foreign Exchange & Non-USD Fixed Income	148,555.36	147,889.20	(666.16)	1%
Total Value	\$1,725,027.16	\$2,040,436.65	\$315,409.49	13%

Market Value/Cost	Current Period Value
Market Value	2,040,436.65
Tax Cost	2,031,172.37
Unrealized Gain/Loss	9,264.28
Estimated Annual Income	35,677.36
Accrued Interest	1,951.06
Yield	1.74%



Cash & Fixed Income as a percentage of your portfolio - 13 %


SUMMARY BY MATURITY

Cash & Fixed Income	Market Value	% of Bond Portfolio
0-6 months ¹	2,040,436.65	100%

¹ The years indicate the number of years until the bond is scheduled to mature based on the statement end date. Some bonds may be called, or paid in full, before their stated maturity.

SUMMARY BY TYPE

Cash & Fixed Income	Market Value	% of Bond Portfolio
Cash	844,913.15	41%
Mutual Funds	1,195,523.50	59%
Total Value	\$2,040,436.65	100%



T/W FLOYD H. WRIGHT ACCT X74731229
For the Period 10/1/13 to 12/31/13

Cash & Fixed Income Detail

	Price	Quantity	Value	Adjusted Tax Cost Original Cost	Unrealized Gain/Loss	Est Annual Income Accrued Interest	Yield
Cash							
JPM US GOVT PREMIER SWEEP FD #1086	1 00	844,913 15	844,913 15	844,913 15		84 49	0 01 %
7-Day Annualized Yield .01%						15 49	
US Fixed Income							
DOUBLELINE TOTAL RET BD-I	10 78	27,598 30	297,509 68	305,549 36	(8,039 68)	15,372 25	5 17 %
258620-10-3							
JPM STRAT INCOME OPPORT FD - SEL	11 89	25,470 62	302,845 65	281,652 59	21,193 06	7,870 42	2 60 %
FUND 3844						687 71	
4812A4-35-1							
JPM CORE BOND FD - SEL	11 47	38,995 55	447,278 97	452,944 47	(5,665 50)	12,283 59	2 75 %
FUND 3720						1,247 86	
4812C0-38-1							
Total US Fixed Income			\$1,047,634.30	\$1,040,146.42	\$7,487.88	\$35,526.26 \$1,935.57	3.39 %
Foreign Exchange & Non-USD Fixed Income							
JPM INTL CURR INCOME FD - SEL	11 10	13,323 35	147,889 20	146,112 80	1,776 40	66 61	0 05 %
FUND 3831							
4812A3-29-6							