



See a Social Security Number? Say Something!
Report Privacy Problems to <https://public.resource.org/privacy>
Or call the IRS Identity Theft Hotline at 1-800-908-4490



Form 990-PF
Department of the Treasury
Internal Revenue Service

or Section 4947(a)(1) Trust Treated as Private Foundation
Do not enter Social Security numbers on this form as it may be made public.

Information about Form 990-PF and its separate instructions is at www.irs.gov/form990pf

Open to Public Inspection

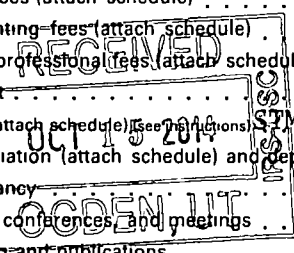
For calendar year 2013 or tax year beginning , 2013, and ending , 20

Name of foundation: EDGAR WILSON CHARITABLE TRUST R74155004
Employer identification number: 61-6162804
Telephone number: 866-888-5157
City: CHICAGO, IL 60603
Check type of organization: Section 501(c)(3) exempt private foundation
Fair market value of all assets at end of year: \$ 3,076,385

Table with 4 columns: (a) Revenue and expenses per books, (b) Net investment income, (c) Adjusted net income, (d) Disbursements for charitable purposes. Rows include Revenue (Total 170,889) and Operating and Administrative Expenses (Total 149,305).

RECEIVED OCT 11 2013

SCANNED OCT 20 2014



Part II Balance Sheets		Attached schedules and amounts in the description column should be for end-of-year amounts only (See instructions)			
		Beginning of year	End of year		
		(a) Book Value	(b) Book Value	(c) Fair Market Value	
Assets	1	Cash - non-interest-bearing	89,409.	130,879.	130,879.
	2	Savings and temporary cash investments	169,938.	201,091.	201,091.
	3	Accounts receivable ▶ Less: allowance for doubtful accounts ▶			
	4	Pledges receivable ▶ Less: allowance for doubtful accounts ▶			
	5	Grants receivable			
	6	Receivables due from officers, directors, trustees, and other disqualified persons (attach schedule) (see instructions)			
	7	Other notes and loans receivable (attach schedule) ▶ Less: allowance for doubtful accounts ▶			NONE
	8	Inventories for sale or use			
	9	Prepaid expenses and deferred charges			
	10 a	Investments - U S and state government obligations (attach schedule),			
	b	Investments - corporate stock (attach schedule)	1,247,214.	1,205,671.	1,572,927.
	c	Investments - corporate bonds (attach schedule),	777,690.	659,086.	674,955.
	11	Investments - land, buildings, and equipment basis Less: accumulated depreciation (attach schedule) ▶			
	12	Investments - mortgage loans			
	13	Investments - other (attach schedule)	391,130.	500,221.	496,533.
	14	Land, buildings, and equipment basis Less: accumulated depreciation (attach schedule) ▶			
15	Other assets (describe ▶)				
16	Total assets (to be completed by all filers - see the instructions Also, see page 1, item I)	2,675,381.	2,696,948.	3,076,385.	
Liabilities	17	Accounts payable and accrued expenses			
	18	Grants payable			
	19	Deferred revenue			
	20	Loans from officers, directors, trustees, and other disqualified persons			
	21	Mortgages and other notes payable (attach schedule)			
	22	Other liabilities (describe ▶)			
23	Total liabilities (add lines 17 through 22)			NONE	
Net Assets or Fund Balances	Foundations that follow SFAS 117, check here ▶ <input type="checkbox"/>				
	and complete lines 24 through 26 and lines 30 and 31.				
	24	Unrestricted			
	25	Temporarily restricted			
	26	Permanently restricted			
	Foundations that do not follow SFAS 117, . . . ▶ <input checked="" type="checkbox"/>				
	check here and complete lines 27 through 31.				
27	Capital stock, trust principal, or current funds	2,675,381.	2,696,948.		
28	Paid-in or capital surplus, or land, bldg, and equipment fund				
29	Retained earnings, accumulated income, endowment, or other funds				
30	Total net assets or fund balances (see instructions)	2,675,381.	2,696,948.		
31	Total liabilities and net assets/fund balances (see instructions)	2,675,381.	2,696,948.		

Part III Analysis of Changes in Net Assets or Fund Balances		
1	Total net assets or fund balances at beginning of year - Part II, column (a), line 30 (must agree with end-of-year figure reported on prior year's return)	1 2,675,381.
2	Enter amount from Part I, line 27a	2 21,584.
3	Other increases not included in line 2 (itemize) ▶	3
4	Add lines 1, 2, and 3	4 2,696,965.
5	Decreases not included in line 2 (itemize) ▶ PRIOR PERIOD ADJUSTMENT	5 17.
6	Total net assets or fund balances at end of year (line 4 minus line 5) - Part II, column (b), line 30	6 2,696,948.

Part IV Capital Gains and Losses for Tax on Investment Income

(a) List and describe the kind(s) of property sold (e.g., real estate, 2-story brick warehouse, or common stock, 200 shs MLC Co)				(b) How acquired P - Purchase D - Donation	(c) Date acquired (mo., day, yr.)	(d) Date sold (mo., day, yr.)
1a PUBLICLY TRADED SECURITIES						
b						
c						
d						
e						
(e) Gross sales price	(f) Depreciation allowed (or allowable)	(g) Cost or other basis plus expense of sale	(h) Gain or (loss) (e) plus (f) minus (g)			
a 842,297.		725,522.	116,775.			
b						
c						
d						
e						
Complete only for assets showing gain in column (h) and owned by the foundation on 12/31/69				(i) Gains (Col. (h) gain minus col. (k), but not less than -0-) or Losses (from col. (h))		
(i) FMV as of 12/31/69	(j) Adjusted basis as of 12/31/69	(k) Excess of col. (i) over col. (j), if any				
a			116,775.			
b						
c						
d						
e						
2 Capital gain net income or (net capital loss)				2	116,775.	
{ If gain, also enter in Part I, line 7 If (loss), enter -0- in Part I, line 7 }						
3 Net short-term capital gain or (loss) as defined in sections 1222(5) and (6)				3		
If gain, also enter in Part I, line 8, column (c) (see instructions). If (loss), enter -0- in Part I, line 8						

Part V Qualification Under Section 4940(e) for Reduced Tax on Net Investment Income

(For optional use by domestic private foundations subject to the section 4940(a) tax on net investment income.)

If section 4940(d)(2) applies, leave this part blank.

Was the foundation liable for the section 4942 tax on the distributable amount of any year in the base period? Yes No
 If "Yes," the foundation does not qualify under section 4940(e). Do not complete this part.

1 Enter the appropriate amount in each column for each year; see the instructions before making any entries.

(a) Base period years Calendar year (or tax year beginning in)	(b) Adjusted qualifying distributions	(c) Net value of noncharitable-use assets	(d) Distribution ratio (col. (b) divided by col. (c))
2012	141,277.	2,816,064.	0.050168
2011	138,695.	2,887,585.	0.048031
2010	128,227.	2,844,297.	0.045082
2009	61,457.	2,602,470.	0.023615
2008	85,625.	2,899,298.	0.029533
2 Total of line 1, column (d)			2 0.196429
3 Average distribution ratio for the 5-year base period - divide the total on line 2 by 5, or by the number of years the foundation has been in existence if less than 5 years			3 0.039286
4 Enter the net value of noncharitable-use assets for 2013 from Part X, line 5			4 2,939,542.
5 Multiply line 4 by line 3			5 115,483.
6 Enter 1% of net investment income (1% of Part I, line 27b)			6 1,605.
7 Add lines 5 and 6			7 117,088.
8 Enter qualifying distributions from Part XII, line 4			8 139,910.

If line 8 is equal to or greater than line 7, check the box in Part VI, line 1b, and complete that part using a 1% tax rate. See the Part VI instructions.

Part VI Excise Tax Based on Investment Income (Section 4940(a), 4940(b), 4940(e), or 4948 - see instructions)

Table with 11 rows for excise tax calculations. Includes sub-rows 6a-6d for credits and payments. Total tax due is 1,605.

Part VII-A Statements Regarding Activities

Table with 10 rows for activity statements. Includes questions about political activities, unrelated business income, and substantial contributors. Includes state KY in row 8a.

Part VII-A Statements Regarding Activities (continued)

11 At any time during the year, did the foundation, directly or indirectly, own a controlled entity within the meaning of section 512(b)(13)? If "Yes," attach schedule (see instructions) 11 X
12 Did the foundation make a distribution to a donor advised fund over which the foundation or a disqualified person had advisory privileges? If "Yes," attach statement (see instructions) 12 X
13 Did the foundation comply with the public inspection requirements for its annual returns and exemption application? 13 X
Website address N/A
14 The books are in care of JPMORGAN CHASE BANK, NA Telephone no (866) 888-5157
Located at 10 S DEARBORN IL1-0117, CHICAGO, IL ZIP+4 60603
15 Section 4947(a)(1) nonexempt charitable trusts filing Form 990-PF in lieu of Form 1041 - Check here and enter the amount of tax-exempt interest received or accrued during the year 15
16 At any time during calendar year 2013, did the foundation have an interest in or a signature or other authority over a bank, securities, or other financial account in a foreign country? 16 Yes No X
See the instructions for exceptions and filing requirements for Form TD F 90-22 1. If "Yes," enter the name of the foreign country

Part VII-B Statements Regarding Activities for Which Form 4720 May Be Required

File Form 4720 if any item is checked in the "Yes" column, unless an exception applies.

1a During the year did the foundation (either directly or indirectly):
(1) Engage in the sale or exchange, or leasing of property with a disqualified person? Yes No X
(2) Borrow money from, lend money to, or otherwise extend credit to (or accept it from) a disqualified person? Yes No X
(3) Furnish goods, services, or facilities to (or accept them from) a disqualified person? Yes No X
(4) Pay compensation to, or pay or reimburse the expenses of, a disqualified person? X Yes No
(5) Transfer any income or assets to a disqualified person (or make any of either available for the benefit or use of a disqualified person)? Yes No X
(6) Agree to pay money or property to a government official? (Exception. Check "No" if the foundation agreed to make a grant to or to employ the official for a period after termination of government service, if terminating within 90 days) Yes No X
b If any answer is "Yes" to 1a(1)-(6), did any of the acts fail to qualify under the exceptions described in Regulations section 53.4941(d)-3 or in a current notice regarding disaster assistance (see instructions)? 1b
Organizations relying on a current notice regarding disaster assistance check here
c Did the foundation engage in a prior year in any of the acts described in 1a, other than excepted acts, that were not corrected before the first day of the tax year beginning in 2013? 1c X
2 Taxes on failure to distribute income (section 4942) (does not apply for years the foundation was a private operating foundation defined in section 4942(j)(3) or 4942(j)(5))
a At the end of tax year 2013, did the foundation have any undistributed income (lines 6d and 6e, Part XIII) for tax year(s) beginning before 2013? Yes No X
If "Yes," list the years
b Are there any years listed in 2a for which the foundation is not applying the provisions of section 4942(a)(2) (relating to incorrect valuation of assets) to the year's undistributed income? (If applying section 4942(a)(2) to all years listed, answer "No" and attach statement - see instructions) 2b
c If the provisions of section 4942(a)(2) are being applied to any of the years listed in 2a, list the years here.
3a Did the foundation hold more than a 2% direct or indirect interest in any business enterprise at any time during the year? Yes No X
b If "Yes," did it have excess business holdings in 2013 as a result of (1) any purchase by the foundation or disqualified persons after May 26, 1969; (2) the lapse of the 5-year period (or longer period approved by the Commissioner under section 4943(c)(7)) to dispose of holdings acquired by gift or bequest; or (3) the lapse of the 10-, 15-, or 20-year first phase holding period? (Use Schedule C, Form 4720, to determine if the foundation had excess business holdings in 2013) 3b
4a Did the foundation invest during the year any amount in a manner that would jeopardize its charitable purposes? 4a X
b Did the foundation make any investment in a prior year (but after December 31, 1969) that could jeopardize its charitable purpose that had not been removed from jeopardy before the first day of the tax year beginning in 2013? 4b X

Part VIII Information About Officers, Directors, Trustees, Foundation Managers, Highly Paid Employees, and Contractors (continued)

3 Five highest-paid independent contractors for professional services (see instructions). If none, enter "NONE."

(a) Name and address of each person paid more than \$50,000	(b) Type of service	(c) Compensation
NONE		NONE

Total number of others receiving over \$50,000 for professional services		NONE

Part IX-A Summary of Direct Charitable Activities

List the foundation's four largest direct charitable activities during the tax year. Include relevant statistical information such as the number of organizations and other beneficiaries served, conferences convened, research papers produced, etc.	Expenses
1 NONE	
2	
3	
4	

Part IX-B Summary of Program-Related Investments (see instructions)

Describe the two largest program-related investments made by the foundation during the tax year on lines 1 and 2	Amount	
1 NONE		
2		
All other program-related investments See instructions		
3 NONE		
Total. Add lines 1 through 3		

Part X Minimum Investment Return (All domestic foundations must complete this part. Foreign foundations, see instructions.)

1	Fair market value of assets not used (or held for use) directly in carrying out charitable, etc., purposes:		
a	Average monthly fair market value of securities	1a	2,744,180.
b	Average of monthly cash balances	1b	240,127.
c	Fair market value of all other assets (see instructions)	1c	NONE
d	Total (add lines 1a, b, and c)	1d	2,984,307.
e	Reduction claimed for blockage or other factors reported on lines 1a and 1c (attach detailed explanation)	1e	
2	Acquisition indebtedness applicable to line 1 assets	2	NONE
3	Subtract line 2 from line 1d	3	2,984,307.
4	Cash deemed held for charitable activities. Enter 1 1/2% of line 3 (for greater amount, see instructions)	4	44,765.
5	Net value of noncharitable-use assets. Subtract line 4 from line 3. Enter here and on Part V, line 4	5	2,939,542.
6	Minimum investment return. Enter 5% of line 5	6	146,977.

Part XI Distributable Amount (see instructions) (Section 4942(j)(3) and (j)(5) private operating foundations and certain foreign organizations check here and do not complete this part.)

1	Minimum investment return from Part X, line 6	1	146,977.
2a	Tax on investment income for 2013 from Part VI, line 5	2a	1,605.
b	Income tax for 2013 (This does not include the tax from Part VI)	2b	
c	Add lines 2a and 2b	2c	1,605.
3	Distributable amount before adjustments Subtract line 2c from line 1	3	145,372.
4	Recoveries of amounts treated as qualifying distributions	4	NONE
5	Add lines 3 and 4	5	145,372.
6	Deduction from distributable amount (see instructions)	6	NONE
7	Distributable amount as adjusted Subtract line 6 from line 5. Enter here and on Part XIII, line 1.	7	145,372.

Part XII Qualifying Distributions (see instructions)

1	Amounts paid (including administrative expenses) to accomplish charitable, etc., purposes:		
a	Expenses, contributions, gifts, etc - total from Part I, column (d), line 26	1a	139,910.
b	Program-related investments - total from Part IX-B	1b	
2	Amounts paid to acquire assets used (or held for use) directly in carrying out charitable, etc., purposes	2	NONE
3	Amounts set aside for specific charitable projects that satisfy the		
a	Suitability test (prior IRS approval required)	3a	NONE
b	Cash distribution test (attach the required schedule)	3b	NONE
4	Qualifying distributions. Add lines 1a through 3b. Enter here and on Part V, line 8, and Part XIII, line 4.	4	139,910.
5	Foundations that qualify under section 4940(e) for the reduced rate of tax on net investment income. Enter 1% of Part I, line 27b (see instructions)	5	1,605.
6	Adjusted qualifying distributions. Subtract line 5 from line 4	6	138,305.

Note. The amount on line 6 will be used in Part V, column (b), in subsequent years when calculating whether the foundation qualifies for the section 4940(e) reduction of tax in those years

Part XIII Undistributed Income (see instructions)

	(a) Corpus	(b) Years prior to 2012	(c) 2012	(d) 2013
1 Distributable amount for 2013 from Part XI, line 7				145,372.
2 Undistributed income, if any, as of the end of 2013				
a Enter amount for 2012 only			136,957.	
b Total for prior years 20 <u>11</u> , 20 <u> </u> , 20 <u> </u>		NONE		
3 Excess distributions carryover, if any, to 2013:				
a From 2008	NONE			
b From 2009	NONE			
c From 2010	NONE			
d From 2011	NONE			
e From 2012	NONE			
f Total of lines 3a through e	NONE			
4 Qualifying distributions for 2013 from Part XII, line 4 ▶ \$ <u>139,910.</u>				
a Applied to 2012, but not more than line 2a			136,957.	
b Applied to undistributed income of prior years (Election required - see instructions)		NONE		
c Treated as distributions out of corpus (Election required - see instructions)	NONE			
d Applied to 2013 distributable amount				2,953.
e Remaining amount distributed out of corpus	NONE			
5 Excess distributions carryover applied to 2013 (If an amount appears in column (d), the same amount must be shown in column (a))	NONE			NONE
6 Enter the net total of each column as indicated below:				
a Corpus Add lines 3f, 4c, and 4e. Subtract line 5	NONE			
b Prior years' undistributed income Subtract line 4b from line 2b		NONE		
c Enter the amount of prior years' undistributed income for which a notice of deficiency has been issued, or on which the section 4942(a) tax has been previously assessed		NONE		
d Subtract line 6c from line 6b. Taxable amount - see instructions		NONE		
e Undistributed income for 2012 Subtract line 4a from line 2a Taxable amount - see instructions				
f Undistributed income for 2013 Subtract lines 4d and 5 from line 1 This amount must be distributed in 2014				142,419.
7 Amounts treated as distributions out of corpus to satisfy requirements imposed by section 170(b)(1)(F) or 4942(g)(3) (see instructions)	NONE			
8 Excess distributions carryover from 2008 not applied on line 5 or line 7 (see instructions)	NONE			
9 Excess distributions carryover to 2014. Subtract lines 7 and 8 from line 6a	NONE			
10 Analysis of line 9				
a Excess from 2009	NONE			
b Excess from 2010	NONE			
c Excess from 2011	NONE			
d Excess from 2012	NONE			
e Excess from 2013	NONE			

Part XIV Private Operating Foundations (see instructions and Part VII-A, question 9) NOT APPLICABLE

1a If the foundation has received a ruling or determination letter that it is a private operating foundation, and the ruling is effective for 2013, enter the date of the ruling
b Check box to indicate whether the foundation is a private operating foundation described in section 4942(j)(3) or 4942(j)(5)

Table with 5 columns: (a) 2013, (b) 2012, (c) 2011, (d) 2010, (e) Total. Rows include: 2a Adjusted net income, 2b 85% of line 2a, 2c Qualifying distributions from Part XII, 2d Amounts included in line 2c not used directly for active conduct of exempt activities, 2e Qualifying distributions made directly for active conduct of exempt activities, 3 Complete 3a, b, or c for the alternative test relied upon (Assets, Endowment, Support).

Part XV Supplementary Information (Complete this part only if the foundation had \$5,000 or more in assets at any time during the year - see instructions.)

1 Information Regarding Foundation Managers:
a List any managers of the foundation who have contributed more than 2% of the total contributions received by the foundation before the close of any tax year (but only if they have contributed more than \$5,000) (See section 507(d)(2).)
N/A

b List any managers of the foundation who own 10% or more of the stock of a corporation (or an equally large portion of the ownership of a partnership or other entity) of which the foundation has a 10% or greater interest.
N/A

2 Information Regarding Contribution, Grant, Gift, Loan, Scholarship, etc., Programs:
Check here [X] if the foundation only makes contributions to preselected charitable organizations and does not accept unsolicited requests for funds. If the foundation makes gifts, grants, etc. (see instructions) to individuals or organizations under other conditions, complete items 2a, b, c, and d.

a The name, address, and telephone number or e-mail address of the person to whom applications should be addressed:

b The form in which applications should be submitted and information and materials they should include:

c Any submission deadlines:

d Any restrictions or limitations on awards, such as by geographical areas, charitable fields, kinds of institutions, or other factors:

Part XV Supplementary Information (continued)

3 Grants and Contributions Paid During the Year or Approved for Future Payment

Recipient Name and address (home or business)	If recipient is an individual, show any relationship to any foundation manager or substantial contributor	Foundation status of recipient	Purpose of grant or contribution	Amount
a Paid during the year				
SOCIETY OF ST JOHN THE EVANGELIST 980 MEMORIAL DR CAMBRIDGE MA 02138	NONE	PUBLIC CHA	GENERAL	24,797.
ST FRANCIS SOC AMERICAN PROVINCE INC C/O BROTH PO BOX 389 MOUNT SINAI NY 11766-0389	NONE	PUBLIC CHA	GENERAL	24,797.
HOLY CROSS MONASTERY PO BOX 99 WEST PARK NY 12493-0099	NONE	PUBLIC CHA	GENERAL	12,467.
ST GREGORY'S ABBEY C/O ABBOTT ANDREW MARR 56500 ABBEY RD THREE RIVERS MI 49093-9595	NONE	PUBLIC CHA	GENERAL	24,797.
SMITHSONIAN ASTROPHYSICAL OBSERV. C/O AMANDA 60 GARDEN ST # 45 CAMBRIDGE MA 02138-1516	NONE	PUBLIC CHA	GENERAL	37,675.
MOUNT CALVARY RETREAT HOUSE & MONASTERY C/O BR. ADAM MCCOY, PRIOR SANTA BARBARA CA 9	NONE	PUBLIC CHA	GENERAL	12,467.
Total				137,000.
b Approved for future payment				
Total				3b

FORM 990PF, PART I - DIVIDENDS AND INTEREST FROM SECURITIES

DESCRIPTION	REVENUE AND EXPENSES PER BOOKS	NET INVESTMENT INCOME
INV BALANCED-RISK ALLOC-Y	2,305.	2,305.
ABERDEEN ASIA PACIFIC EX JAPAN	876.	876.
ARTISAN INTL VALUE FUND - INV	2,679.	2,679.
BBH CORE SELECT FUND-N	839.	839.
BLACKROCK FDS HI YLD BD PORT INSTL	929.	929.
DODGE & COX INCOME FUND	905.	905.
DOUBLELINE TOTAL RET BD-I	2,244.	2,244.
DREYFUS/LAUREL FDS TR	651.	651.
EATON VANCE FLOATING-RATE	2,666.	2,666.
EATON VANCE MUT FDS TR	2,137.	880.
FMI FDS INC	886.	886.
GATEWAY TR GATEWAY FD CL Y*	1,138.	1,138.
OAKMARK INTERNATIONAL FUND	2,079.	2,079.
ISHARES MISC EAFE INDEX FUND	2,558.	2,558.
ISHARES TR S & P MIDCAP 400 INDEX FD	811.	811.
JPM GLBL RES ENH INDEX FD - SEL	995.	995.
JPM TR I MLT SC INCOME FD - SEL	1,354.	1,354.
JPM INFLATION MGD BD FD - SEL	580.	580.
JPM TAX AWARE EQUITY FD - SEL	138.	138.
JPM MID CAP CORE FD - SEL	4,725.	4,725.
JPMORGAN EMERGING MARKETS EQUITY	273.	273.
JPMORGAN INTREPID AMERICA FUND	675.	675.
JPMORGAN INTREPID VALUE FD SELECT CL	674.	674.
JPMORGAN US LARGE CAP CORE PLUS FUND SEL	1,009.	1,009.
JPMORGAN INTERNATIONAL CURRENCY	26.	
JPMORGAN CHINA REGION FUND	197.	197.
JPMORGAN STRATEGIC INCOME OPPTYS FUND SE	1,421.	1,421.
JPMORGAN EQUITY INCOME FUND	5.	5.
JPMORGAN HIGH YIELD BOND FUND	3,609.	3,609.
JPMORGAN SHORT DURATION BOND FUND	2,828.	2,828.
JPMORGAN MARKET EXPANSION INDEX FUND	933.	933.
MFS INTL VALUE-I	1,543.	1,543.

FORM 990PF, PART I - DIVIDENDS AND INTEREST FROM SECURITIES
=====

DESCRIPTION	REVENUE AND EXPENSES PER BOOKS	NET INVESTMENT INCOME
-----	-----	-----
MATTHEWS PACIFIC TIGER INSTL FUND	559.	559.
PIMCO UNCONSTRAINED BOND-P	465.	465.
PIMCO COMMODITYPL STRAT-P	412.	412.
RIDGEWORTH SEIX FLTG RT INCOME FD I*	2,952.	2,952.
SPDR TR UNIT SER 1	3,365.	3,365.
JPMORGAN US GOVT MNY MKT FD PR SWEEP	28.	28.
JPMORGAN REALTY INCOME FUND	401.	401.
VANGUARD EMERGING MARKET VIPERS	454.	454.
VANGUARD EUROPEAN ETF	1,106.	1,106.
	-----	-----
TOTAL	54,430.	53,147.
	=====	=====

FORM 990PF, PART I - OTHER INCOME
=====

DESCRIPTION -----	REVENUE AND EXPENSES PER BOOKS -----
DEFERRED INCOME	-316.

TOTALS	-316.
	=====

FORM 990PF, PART I - TAXES
=====

DESCRIPTION	REVENUE AND EXPENSES PER BOOKS	NET INVESTMENT INCOME
FOREIGN TAXES ON QUALIFIED FOR	559.	559.
FOREIGN TAXES ON NONQUALIFIED	106.	106.
TOTALS	665.	665.

**SCHEDULE D
(Form 1041)**

Department of the Treasury
Internal Revenue Service

Capital Gains and Losses

▶ Attach to Form 1041, Form 5227, or Form 990-T.

▶ Use Form 8949 to list your transactions for lines 1b, 2, 3, 8b, 9 and 10.

▶ Information about Schedule D and its separate instructions is at www.irs.gov/form1041

OMB No. 1545-0092

2013

Name of estate or trust

EDGAR WILSON CHARITABLE TRUST R74155004

Employer identification number

61-6162804

Note: Form 5227 filers need to complete only Parts I and II.

Part I Short-Term Capital Gains and Losses - Assets Held One Year or Less

See instructions for how to figure the amounts to enter on the lines below. This form may be easier to complete if you round off cents to whole dollars	(d) Proceeds (sales price)	(e) Cost (or other basis)	(g) Adjustments to gain or loss from Form(s) 8949, Part I, line 2, column (g)	(h) Gain or (loss) Subtract column (e) from column (d) and combine the result with column (g)
1a Totals for all short-term transactions reported on Form 1099-B for which basis was reported to the IRS and for which you have no adjustments (see instructions). However, if you choose to report all these transactions on Form 8949, leave this line blank and go to line 1b				
1b Totals for all transactions reported on Form(s) 8949 with Box A checked				
2 Totals for all transactions reported on Form(s) 8949 with Box B checked				
3 Totals for all transactions reported on Form(s) 8949 with Box C checked	98,143.	94,503.		3,640.
4 Short-term capital gain or (loss) from Forms 4684, 6252, 6781, and 8824				4
5 Net short-term gain or (loss) from partnerships, S corporations, and other estates or trusts				5
6 Short-term capital loss carryover Enter the amount, if any, from line 9 of the 2012 Capital Loss Carryover Worksheet				6 ()
7 Net short-term capital gain or (loss). Combine lines 1a through 6 in column (h). Enter here and on line 17, column (3) on the back ▶				7 3,640.

Part II Long-Term Capital Gains and Losses - Assets Held More Than One Year

See instructions for how to figure the amounts to enter on the lines below. This form may be easier to complete if you round off cents to whole dollars	(d) Proceeds (sales price)	(e) Cost (or other basis)	(g) Adjustments to gain or loss from Form(s) 8949, Part II, line 2, column (g)	(h) Gain or (loss) Subtract column (e) from column (d) and combine the result with column (g)
8a Totals for all long-term transactions reported on Form 1099-B for which basis was reported to the IRS and for which you have no adjustments (see instructions). However, if you choose to report all these transactions on Form 8949, leave this line blank and go to line 8b				
8b Totals for all transactions reported on Form(s) 8949 with Box D checked				
9 Totals for all transactions reported on Form(s) 8949 with Box E checked				
10 Totals for all transactions reported on Form(s) 8949 with Box F checked	708,207.	631,019.		77,188.
11 Long-term capital gain or (loss) from Forms 2439, 4684, 6252, 6781, and 8824				11
12 Net long-term gain or (loss) from partnerships, S corporations, and other estates or trusts.				12
13 Capital gain distributions.				13 35,947.
14 Gain from Form 4797, Part I.				14
15 Long-term capital loss carryover. Enter the amount, if any, from line 14 of the 2012 Capital Loss Carryover Worksheet				15 ()
16 Net long-term capital gain or (loss). Combine lines 8a through 15 in column (h) Enter here and on line 18a, column (3) on the back ▶				16 113,135.

For Paperwork Reduction Act Notice, see the Instructions for Form 1041.

Schedule D (Form 1041) 2013

JSA
3F1210 1 000

Part III Summary of Parts I and II		(1) Beneficiaries' (see instr.)	(2) Estate's or trust's	(3) Total
Caution: Read the instructions before completing this part.				
17	Net short-term gain or (loss)	17		3,640.
18	Net long-term gain or (loss):			
a	Total for year	18a		113,135.
b	Unrecaptured section 1250 gain (see line 18 of the wrksh.)	18b		
c	28% rate gain	18c		9,058.
19	Total net gain or (loss). Combine lines 17 and 18a. ▶	19		116,775.

Note: If line 19, column (3), is a net gain, enter the gain on Form 1041, line 4 (or Form 990-T, Part I, line 4a). If lines 18a and 19, column (2), are net gains, go to Part V, and do not complete Part IV. If line 19, column (3), is a net loss, complete Part IV and the **Capital Loss Carryover Worksheet**, as necessary.

Part IV Capital Loss Limitation	
20	Enter here and enter as a (loss) on Form 1041, line 4 (or Form 990-T, Part I, line 4c, if a trust), the smaller of: a The loss on line 19, column (3) or b \$3,000 20 ()

Note: If the loss on line 19, column (3), is more than \$3,000, or if Form 1041, page 1, line 22 (or Form 990-T, line 34), is a loss, complete the **Capital Loss Carryover Worksheet** in the instructions to figure your capital loss carryover.

Part V Tax Computation Using Maximum Capital Gains Rates

Form 1041 filers. Complete this part **only** if both lines 18a and 19 in column (2) are gains, or an amount is entered in Part I or Part II and there is an entry on Form 1041, line 2b(2), and Form 1041, line 22, is more than zero.
Caution: Skip this part and complete the **Schedule D Tax Worksheet** in the instructions if:
 • Either line 18b, col (2) or line 18c, col (2) is more than zero, or
 • Both Form 1041, line 2b(1), and Form 4952, line 4g are more than zero

Form 990-T trusts. Complete this part **only** if both lines 18a and 19 are gains, or qualified dividends are included in income in Part I of Form 990-T, and Form 990-T, line 34, is more than zero. Skip this part and complete the **Schedule D Tax Worksheet** in the instructions if either line 18b, col. (2) or line 18c, col (2) is more than zero.

21	Enter taxable income from Form 1041, line 22 (or Form 990-T, line 34).	21		
22	Enter the smaller of line 18a or 19 in column (2) but not less than zero	22		
23	Enter the estate's or trust's qualified dividends from Form 1041, line 2b(2) (or enter the qualified dividends included in income in Part I of Form 990-T)	23		
24	Add lines 22 and 23	24		
25	If the estate or trust is filing Form 4952, enter the amount from line 4g; otherwise, enter -0- . . . ▶	25		
26	Subtract line 25 from line 24. If zero or less, enter -0-	26		
27	Subtract line 26 from line 21. If zero or less, enter -0-	27		
28	Enter the smaller of the amount on line 21 or \$2,450	28		
29	Enter the smaller of the amount on line 27 or line 28	29		
30	Subtract line 29 from line 28. If zero or less, enter -0-. This amount is taxed at 0% ▶	30		
31	Enter the smaller of line 21 or line 26	31		
32	Subtract line 30 from line 26.	32		
33	Enter the smaller of line 21 or \$11,950	33		
34	Add lines 27 and 30	34		
35	Subtract line 34 from line 33. If zero or less, enter -0-	35		
36	Enter the smaller of line 32 or line 35	36		
37	Multiply line 36 by 15%. ▶	37		
38	Enter the amount from line 31	38		
39	Add lines 30 and 36	39		
40	Subtract line 39 from line 38. If zero or less, enter -0-	40		
41	Multiply line 40 by 20% ▶	41		
42	Figure the tax on the amount on line 27. Use the 2013 Tax Rate Schedule for Estates and Trusts (see the Schedule G instructions in the instructions for Form 1041)	42		
43	Add lines 37, 41, and 42	43		
44	Figure the tax on the amount on line 21. Use the 2013 Tax Rate Schedule for Estates and Trusts (see the Schedule G instructions in the instructions for Form 1041)	44		
45	Tax on all taxable income. Enter the smaller of line 43 or line 44 here and on Form 1041, Schedule G, line 1a (or Form 990-T, line 36) ▶	45		

Name(s) shown on return (Name and SSN or taxpayer identification no. not required if shown on other side)

Social security number or taxpayer identification number

EDGAR WILSON CHARITABLE TRUST R74155004

61-6162804

Most brokers issue their own substitute statement instead of using Form 1099-B. They also may provide basis information (usually your cost) to you on the statement even if it is not reported to the IRS. Before you check Box D, E, or F below, determine whether you received any statement(s) and, if so, the transactions for which basis was reported to the IRS. Brokers are required to report basis to the IRS for most stock you bought in 2011 or later.

Part II Long-Term. Transactions involving capital assets you held more than one year are long term. For short-term transactions, see page 1.

Note. You may aggregate all long-term transactions reported on Form(s) 1099-B showing basis was reported to the IRS and for which no adjustments or codes are required. Enter the total directly on Schedule D, line 8a; you are not required to report these transactions on Form 8949 (see instructions).

You must check Box D, E, or F below. Check only one box. If more than one box applies for your long-term transactions, complete a separate Form 8949, page 2, for each applicable box. If you have more long-term transactions than will fit on this page for one or more of the boxes, complete as many forms with the same box checked as you need

(D) Long-term transactions reported on Form(s) 1099-B showing basis was reported to the IRS (see Note above)

(E) Long-term transactions reported on Form(s) 1099-B showing basis was **not** reported to the IRS

(F) Long-term transactions not reported to you on Form 1099-B

1	(a) Description of property (Example 100 sh XYZ Co)	(b) Date acquired (Mo, day, yr)	(c) Date sold or disposed (Mo, day, yr)	(d) Proceeds (sales price) (see instructions)	(e) Cost or other basis. See the Note below and see Column (e) in the separate instructions	Adjustment, if any, to gain or loss If you enter an amount in column (g), enter a code in column (f) See the separate instructions.		(h) Gain or (loss). Subtract column (e) from column (d) and combine the result with column (g)
						(f) Code(s) from instructions	(g) Amount of adjustment	
	1435.66 JPM TAX AWARE EQUI	VAR	02/04/2013	30,034.00	24,620.00			5,414.00
	1589.331 JPMORGAN EQUITY I	VAR	02/04/2013	17,181.00	13,592.00			3,589.00
	695.252 JPMORGAN LARGE CAP	04/11/2011	02/04/2013	17,277.00	15,143.00			2,134.00
	661.601 JPMORGAN SHORT DUR FUND	VAR	02/04/2013	7,271.00	7,038.00			233.00
	2734.468 JPM TAX AWARE EQU	05/13/2009	04/17/2013	58,572.00	33,643.00			24,929.00
	368.752 JPM MID CAP CORE F	05/26/2011	04/17/2013	7,246.00	6,387.00			859.00
	2706.818 JPMORGAN INTERNAT FUND	VAR	04/17/2013	35,730.00	41,372.00			-5,642.00
	6. SPDR GOLD TRUST	05/10/2012	06/06/2013	811.00	931.00	C		-120.00
	17. SPDR GOLD TRUST	05/10/2012	06/06/2013	2,301.00	2,638.00	C		-337.00
	17. SPDR GOLD TRUST	05/10/2012	06/06/2013	2,299.00	2,638.00	C		-339.00
	62. SPDR GOLD TRUST	VAR	06/06/2013	8,400.00	7,617.00	C		783.00
	11. SPDR GOLD TRUST	05/13/2009	06/06/2013	1,490.00	996.00	C		494.00
	3735.318 BLACKROCK FDS HI INSTL	10/25/2011	06/26/2013	29,546.00	27,604.00			1,942.00
	7977.706 JPMORGAN SHORT DU FUND	10/22/2007	06/26/2013	86,957.00	84,723.00			2,234.00

2 Totals. Add the amounts in columns (d), (e), (g), and (h) (subtract negative amounts) Enter each total here and include on your Schedule D, line 8b (if Box D above is checked), line 9 (if Box E above is checked), or line 10 (if Box F above is checked) ▶

Note. If you checked Box D above but the basis reported to the IRS was incorrect, enter in column (e) the basis as reported to the IRS, and enter an adjustment in column (g) to correct the basis. See Column (g) in the separate instructions for how to figure the amount of the adjustment

Name(s) shown on return (Name and SSN or taxpayer identification no. not required if shown on other side)

Social security number or taxpayer identification number

EDGAR WILSON CHARITABLE TRUST R74155004

61-6162804

Most brokers issue their own substitute statement instead of using Form 1099-B. They also may provide basis information (usually your cost) to you on the statement even if it is not reported to the IRS. Before you check Box D, E, or F below, determine whether you received any statement(s) and, if so, the transactions for which basis was reported to the IRS. Brokers are required to report basis to the IRS for most stock you bought in 2011 or later.

Part II Long-Term. Transactions involving capital assets you held more than one year are long term. For short-term transactions, see page 1.

Note. You may aggregate all long-term transactions reported on Form(s) 1099-B showing basis was reported to the IRS and for which no adjustments or codes are required. Enter the total directly on Schedule D, line 8a; you are not required to report these transactions on Form 8949 (see instructions).

You must check Box D, E, or F below. Check only one box. If more than one box applies for your long-term transactions, complete a separate Form 8949, page 2, for each applicable box. If you have more long-term transactions than will fit on this page for one or more of the boxes, complete as many forms with the same box checked as you need.


(D) Long-term transactions reported on Form(s) 1099-B showing basis was reported to the IRS (see Note above)

(E) Long-term transactions reported on Form(s) 1099-B showing basis was **not** reported to the IRS

(F) Long-term transactions not reported to you on Form 1099-B

1	(a) Description of property (Example 100 sh XYZ Co.)	(b) Date acquired (Mo., day, yr.)	(c) Date sold or disposed (Mo., day, yr.)	(d) Proceeds (sales price) (see instructions)	(e) Cost or other basis. See the Note below and see Column (e) in the separate instructions	Adjustment, if any, to gain or loss. If you enter an amount in column (g), enter a code in column (f). See the separate instructions		(h) Gain or (loss). Subtract column (e) from column (d) and combine the result with column (g)
						(f) Code(s) from instructions	(g) Amount of adjustment	
	3169.342 RIDGEWORTH SEIX F INCOME FD I*	VAR	06/26/2013	28,429.00	28,619.00			-190.00
	2537.308 JPMORGAN INTERNAT CURRENCY	12/09/2011	07/19/2013	28,088.00	28,354.00			-266.00
	6444.758 JPMORGAN INTERNAT FUND	VAR	07/31/2013	89,775.00	87,854.00			1,921.00
	1414.936 JPMORGAN EMERGING FUND	07/15/2011	07/31/2013	30,874.00	33,916.00			-3,042.00
	718. VANGUARD EMERGING MAR	09/24/2010	07/31/2013	28,099.00	32,193.00			-4,094.00
	518.194 JPMORGAN INTREPID SELECT CL	04/11/2011	09/04/2013	16,007.00	12,711.00			3,296.00
	415.968 JPMORGAN MARKET EX INDEX FUND	05/13/2009	09/04/2013	5,262.00	2,691.00			2,571.00
	2074.468 DREYFUS/LAUREL FD	12/09/2011	09/06/2013	28,151.00	28,275.00			-124.00
	2468.651 JPMORGAN REALTY I	09/24/2010	09/25/2013	29,105.00	22,218.00			6,887.00
	647.073 FMI FDS INC	11/13/2008	10/15/2013	13,375.00	7,047.00			6,328.00
	400.311 JPM MID CAP CORE F	05/26/2011	10/15/2013	8,999.00	6,933.00			2,066.00
	313.266 JPMORGAN LARGE CAP	04/11/2011	10/15/2013	9,044.00	6,823.00			2,221.00
	217 SPDR GOLD TRUST	05/13/2009	10/25/2013	28,186.00	19,647.00	C		8,539.00
	1826.178 JPMORGAN INTREPID SELECT CL	04/11/2011	10/31/2013	59,698.00	44,796.00			14,902.00
2 Totals. Add the amounts in columns (d), (e), (g), and (h) (subtract negative amounts). Enter each total here and include on your Schedule D, line 8b (if Box D above is checked), line 9 (if Box E above is checked), or line 10 (if Box F above is checked) ▶				708,207.	631,019.			77,188.

Note. If you checked Box D above but the basis reported to the IRS was incorrect, enter in column (e) the basis as reported to the IRS, and enter an adjustment in column (g) to correct the basis. See Column (g) in the separate instructions for how to figure the amount of the adjustment.




For the Period 10/1/13 to 12/31/13

Account Summary

	Account Number	Beginning Net Market Value	Ending Net Market Value	Change In Value	Start on Page
Fiduciary Account(s)					
SUCC T/W EDGAR WILSON	R74155004	2,849,700.40	2,945,506.30	95,805.90	3
SUCC T/W EDGAR WILSON	R74155103	105,624.73	131,926.05	26,301.32	21
Total Value		\$2,955,325.13	\$3,077,432.35	\$122,107.22	

Please see disclosures located at the end of this statement package for important information relating to each J P Morgan account(s)



For the Period 10/1/13 to 12/31/13

Consolidated Summary

FIDUCIARY ACCOUNT(S) YEAR-TO-DATE

Portfolio Activity	Account Number	Beginning Market Value	Net Additions/Withdrawals	Income	Change in Investment Value	Ending Market Value with Accruals
SUCC TAW EDGAR WILSON	R74155004	2,793,094.30	(136,657.70)		289,069.70	2,945,506.30
SUCC TAW EDGAR WILSON	R74155103	89,409.08	(13,281.57)	54,751.04		131,926.05
Total Value		\$2,882,503.38	(\$149,939.27)	\$54,751.04	\$289,069.70	\$3,077,432.35

Tax Summary	Account Number	Taxable Income	Tax-Exempt Income	Other Income & Receipts	Realized Gain/Loss	Unrealized Gain/Loss ¹
SUCC TAW EDGAR WILSON	R74155004				Short-term	
SUCC TAW EDGAR WILSON	R74155103	54,751.04			Long-term	
Total Value		\$54,751.04			\$3,639.69	\$379,435.97

¹Unrealized Gain/Loss represents data from the time of account inception to the current statement period



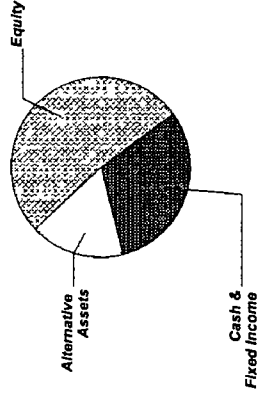
SUCC T/W EDGAR WILSON ACCT R74155004
For the Period 10/1/13 to 12/31/13

Account Summary

PRINCIPAL

Asset Allocation	Beginning Market Value	Ending Market Value	Change In Value	Estimated Annual Income	Current Allocation
Equity	1,577,232 25	1,572,926 73	(4,305 52)	20,225 52	52%
Alternative Assets	488,520 37	496,532 81	8,012 44	7,066 25	17%
Cash & Fixed Income	783,947 78	876,046 76	92,098 98	16,458 13	31%
Market Value	\$2,849,700.40	\$2,945,506.30	\$95,805.90	\$43,749.90	100%

Asset Allocation



PRINCIPAL

Portfolio Activity	Current Period Value	Year-to-Date Value
Beginning Market Value	2,849,700.40	2,793,094.30
Additions		9,843 54
Withdrawals & Fees	(2,063 48)	(146,501 24)
Net Additions/Withdrawals	(\$2,063.48)	(\$136,657.70)
Change in Investment Value	97,869 38	289,069 70
Ending Market Value	\$2,945,506.30	\$2,945,506.30



SUCC T/W EDGAR WILSON ACCT R74155004
 For the Period 10/1/13 to 12/31/13

Account Summary CONTINUED

Tax Summary	Current Period Value	Year-to-Date Value
LT Capital Gain Distributions	35,943.16	35,943.16
ST Realized Gain/Loss	2,044.81	3,639.69
LT Realized Gain/Loss	34,054.96	77,172.77
Realized Gain/Loss	\$72,042.93	\$116,755.62

Unrealized Gain/Loss	To-Date Value
	\$379,435.97

Cost Summary	Cost
Equity	1,205,671.24
Cash & Fixed Income	860,177.62
Total	\$2,065,848.86

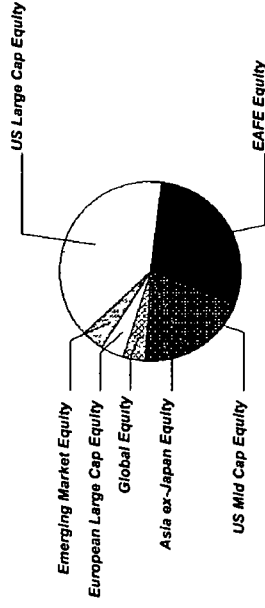


SUCC T/W EDGAR WILSON ACCT R74155004
For the Period 10/1/13 to 12/31/13

Equity Summary

Asset Categories	Beginning Market Value	Ending Market Value	Change In Value	Current Allocation
US Large Cap Equity	697,076 68	632,714 46	(64,362 22)	21%
US Mid Cap Equity	188,694 49	182,447 45	(6,247 04)	6%
EAFE Equity	420,128 13	451,985 96	31,857 83	15%
European Large Cap Equity	31,828 00	60,211 20	28,383 20	2%
Asia ex-Japan Equity	118,174 13	118,155 62	(18 51)	4%
Emerging Market Equity	58,362 00	60,142 18	1,780 18	2%
Global Equity	62,968 82	67,269 86	4,301 04	2%
Total Value	\$1,577,232.25	\$1,572,926.73	(\$4,305.52)	52%

Asset Categories



Equity as a percentage of your portfolio - 52 %

Market Value/Cost	Current Period Value
Market Value	1,572,926 73
Tax Cost	1,205,671 24
Unrealized Gain/Loss	367,255 49
Estimated Annual Income	20,225 52
Yield	1 28 %



SUCC T/W EDGAR WILSON ACCT R74155004
For the Period 10/1/13 to 12/31/13

Equity Detail


	Price	Quantity	Value	Adjusted Tax Cost Original Cost	Unrealized Gain/Loss	Est Annual Inc Accrued Div	Yield
US Large Cap Equity							
BBH CORE SELECT FUND-N 05528X-60-4 BBTE X	21 40	4,158 489	88,991 66	74,312 20	14,679 46		
FMI LARGE CAP FUND LARGE CAP FD 302933-20-5 FMIH X	20 86	2,758 724	57,546 98	30,042 50	27,504 48	488 29	0 85%
JPM INTREPID AMER FD - SEL FUND 1206 4812A2-10-8 JPIA X	34 77	2,073 651	72,100 85	47,263 63	24,837 22	676 01	0 94%
JPM LARGE CAP GROWTH FD - SEL FUND 3118 4812C0-53-0 SEEG X	31 78	1,981 748	62,979 95	41,943 49	21,036 46		
JPM US LARGE CAP CORE PLUS FD - SEL FUND 1002 4812A2-38-9 JLPS X	27 74	5,932 160	164,558 12	115,284 58	49,273 54	682 19	0 41%
SPDR S&P 500 ETF TRUST 78462F-10-3 SPY	184 69	1,010 000	186,536 90	139,138 96	47,397 94	3,384 51	1 81%
Total US Large Cap Equity			\$632,714.46	\$447,985.36	\$184,729.10	\$5,231.00	0.82%
US Mid Cap Equity							
ISHARES CORE S&P MID-CAP ETF 454287-50-7 IJH	133 81	517 000	69,179 77	45,252 90	23,926 87	893 37	1 29%

J.P. Morgan



SUCC T/W EDGAR WILSON ACCT R74155004
For the Period 10/1/13 to 12/31/13

	Price	Quantity	Value	Adjusted Tax Cost Original Cost	Unrealized Gain/Loss	Est Annual Inc Accrued Div	Yield
US Mid Cap Equity							
JPM MID CAP CORE FD - SEL FUND 2426 48121L-75-9 JMRS X	21 64	2,531 942	54,791 22	43,853 23	10,937 99	134 19	0 24 %
JPM MKT EXP ENH INDEX FD - SEL FUND 3708 4812C1-63-7 PGM1 X	13 13	4,453 653	58,476 46	28,815 13	29,661 33	534 43	0 91 %
Total US Mid Cap Equity			\$182,447.45	\$117,921.26	\$64,526.19	\$1,561.99	0.85 %
EAFE Equity							
ARTISAN INTL VALUE FUND-INV 04314H-88-1 ARTK X	36 77	2,865.962	105,381 42	70,327 41	35,054 01	2,645 28	2 51 %
ISHARES MSCI EAFE INDEX FUND 464287-46-5 EFA	67 10	2,206 000	148,011 57	133,645 29	14,366 28	3,756 81	2 54 %
MFS INTL VALUE-I 55273E-82-2 MINI X	35 18	2,220 586	78,120 22	54,442 00	23,678 22	1,467 80	1 88 %
OAKMARK INTERNATIONAL FD-I 413838-20-2 OAKI X	26 32	4,577 232	120,472 75	112,783 00	7,689 75	1,995 67	1 66 %
Total EAFE Equity			\$451,985.96	\$371,197.70	\$80,788.26	\$9,865.56	2.18 %
European Large Cap Equity							
VANGUARD FTSE EUROPE ETF 922042-87-4 VGK	58 80	1,024 000	60,211 20	53,356 36	6,854 84	1,668 09	2 77 %



SUCC T/W EDGAR WILSON ACCT R74155004
For the Period 10/1/13 to 12/31/13


	Price	Quantity	Value	Adjusted Tax Cost Original Cost	Unrealized Gain/Loss	Est Annual Inc Accrued Div	Yield
Asia ex-Japan Equity							
ABERDEEN ASIA-PAC XJ-INST EQUITY FUND - INSTITUTIONAL SERVICE SHARES 003021-69-8 AAPI X	11.47	5,189,944	59,528.66	55,740.00	3,788.66	820.01	1.38%
MATTHEWS PACIFIC TIGER FD-IS 577130-83-4 MIPT X	24.97	2,347,896	58,626.96	42,533.11	16,093.85		
Total Asia ex-Japan Equity			\$118,155.62	\$98,273.11	\$19,882.51	\$820.01	0.70%
Emerging Market Equity							
JPM CHINA REGION FD - SEL FUND 3810 4812A3-52-8 JCHS X	21.24	1,455,076	30,905.81	28,665.00	2,240.81	154.23	0.50%
JPM EMERG MRKT EQUITY FD - INSTL FUND 1389 4812A0-63-1 JMIE X	22.70	1,287,946	29,236.37	30,887.45	(1,651.08)	226.67	0.78%
Total Emerging Market Equity			\$60,142.18	\$59,552.45	\$589.73	\$380.90	0.64%
Global Equity							
JPM GLOBAL RES ENH INDEX FD - SEL FUND 3457 46637K-51-3 JEIT X	17.83	3,772,847	67,269.86	57,385.00	9,884.86	697.97	1.04%



SUCC T/W EDGAR WILSON ACCT R74155004
For the Period 10/1/13 to 12/31/13

Alternative Assets Summary

Asset Categories	Beginning Estimated Value	Ending Estimated Value	Change In Value	Current Allocation
Hedge Funds	379,937.73	379,723.82	(213.91)	13%
Hard Assets	108,582.64	116,808.99	8,226.35	4%
Total Value	\$488,520.37	\$496,532.81	\$8,012.44	17%



Alternative Assets as a percentage of your portfolio - 17 %

Alternative Assets Detail

Hedge Funds	Price	Quantity	Estimated Value	Cost
EATON VANCE FLOATING-RATE ADVANTAGE I 277923-63-7 EIFA X	11.20	4,935,668	55,279.48	54,094.92
EATON VANCE GLOBAL MACRO-I 277923-72-8 EIGM X	9.42	5,782,197	54,468.30	58,721.46

J.P.Morgan



SUCC T/W EDGAR WILSON ACCT R74155004
For the Period 10/1/13 to 12/31/13

	Price	Quantity	Estimated Value	Cost
Hedge Funds				
EQUINOX FDS TR EQNX CB STGY I 29446A-81-9 EBSI X	10 50	4,046 705	42,490 40	42,369 00
GATEWAY FUND-Y 367829-88-4 GTEY X	28 99	3,060 405	88,721 14	83,260 88
INV BALANCED-RISK ALLOC-Y 00141V-69-7 ABRV X	11 89	4,474 230	53,198 59	55,212 00
PIMCO UNCONSTRAINED BOND-P 72201M-45-3 PUCP X	11 09	5,012 543	55,589 10	57,488 00
THE ARBITRAGE FUND-I 03875R-20-5 ARBN X	12 86	2,331 012	29,976 81	30,462 21
Total Hedge Funds			\$379,723.82	\$381,608.47

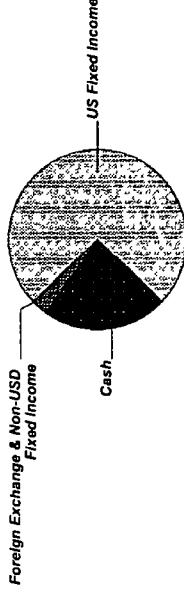
	Price	Quantity	Estimated Value	Cost	Est Annual Income Accrued Income
Hard Assets					
PIMCO COMMODITYPL STRAT-P 72201P-16-7 PCLP X	10 67	10,947 422	116,808 99	118,613 00	372 21



SUCC T/W EDGAR WILSON ACCT R74155004
For the Period 10/1/13 to 12/31/13

Cash & Fixed Income Summary

Asset Categories	Beginning Market Value	Ending Market Value	Change In Value	Current Allocation
Cash	108,698.21	201,091.28	92,393.07	7%
US Fixed Income	646,812.54	646,645.97	(166.57)	23%
Foreign Exchange & Non-USD Fixed Income	28,437.03	28,309.51	(127.52)	1%
Total Value	\$783,947.78	\$876,046.76	\$92,098.98	31%



Market Value/Cost	Current Period Value
Market Value	876,046.76
Tax Cost	860,177.62
Unrealized Gain/Loss	15,869.14
Estimated Annual Income	16,458.13
Yield	1.87%

Cash & Fixed Income as a percentage of your portfolio - 31 %

SUMMARY BY MATURITY

Cash & Fixed Income	Market Value	% of Bond Portfolio
0-6 months ¹	876,046.76	100%

¹ The years indicate the number of years until the bond is scheduled to mature based on the statement end date. Some bonds may be called, or paid in full, before their stated maturity.

SUMMARY BY TYPE

Cash & Fixed Income	Market Value	% of Bond Portfolio
Cash	201,091.28	22%
Mutual Funds	674,955.48	78%
Total Value	\$876,046.76	100%



SUCC T/W EDGAR WILSON ACCT R74155004
For the Period 10/1/13 to 12/31/13

Cash & Fixed Income Detail

	Price	Quantity	Value	Adjusted Tax Cost Original Cost	Unrealized Gain/Loss	Est Annual Income Accrued Interest	Yield
Cash							
JPM US GOVT PREMIER SWEEP FD #1086	1 00	201,091 28	201,091 28	201,091 28		20 10	0 01 %
7-Day Annualized Yield 01%							
US Fixed Income							
DODGE & COX INCOME FUND	13 53	4,209 46	56,954 03	56,491 00	463 03	1,746 92	3 07 %
256210-10-5							
DOUBLELINE TOTAL RET BD-I	10 78	5,100 91	54,987 77	56,759 00	(1,771 23)	2,841 20	5 17 %
258620-10-3							
JPM STRAT INCOME OPPORT FD - SEL	11 89	4,816 01	57,262 32	48,828 72	8,433 60	1,488 14	2 60 %
FUND 3844							
4812A4-35-1							
JPM HIGH YIELD FD - SEL	7 98	6,874 90	54,861 72	52,450 31	2,411 41	3,451 20	6 29 %
FUND 3580							
4812C0-80-3							
JPM SHORT DURATION BOND FD - SEL	10 89	23,350 86	254,290 85	247,986 12	6,304 73	2,428 48	0 96 %
FUND 3133							
4812C1-33-0							
JPM MULTI SECTOR INCOME FD - SEL	10 31	5,617 63	57,917 80	56,794 27	1,123 53	1,499 90	2 59 %
FUND 2130							
48121A-29-0							
JPM INFLATION MGD BOND FD - SEL	10 38	5,145 33	53,408 55	54,489 07	(1,080 52)	586 56	1 10 %
FUND 2037							
48121A-56-3							



SUCC T/W EDGAR WILSON ACCT R74155004
 For the Period 10/1/13 to 12/31/13

	Price	Quantity	Value	Adjusted Tax Cost Original Cost	Unrealized Gain/Loss	Est Annual Income Accrued Interest	Yield
US Fixed Income							
RIDGEWORTH SEIX FLOATING-I 76628T-67-8	9.06	6,287.30	56,962.93	56,774.31	188.62	2,382.88	4.18%
Total US Fixed Income			\$646,645.97	\$630,572.80	\$16,073.17	\$16,425.28	2.54%
Foreign Exchange & Non-USD Fixed Income							
JPM INTL CURR INCOME FD - SEL FUND 3831 4812A3-29-6	11.10	2,550.41	28,309.51	28,513.54	(204.03)	12.75	0.05%



SUCC T/W EDGAR WILSON ACCT. R74155103
For the Period 10/1/13 to 12/31/13


Account Summary

	Beginning Market Value	Ending Market Value	Change In Value	Estimated Annual Income	Current Allocation
Asset Allocation					
Cash & Fixed Income	103,920.43	130,878.55	26,958.12	13.07	100%
Market Value	\$103,920.43	\$130,878.55	\$26,958.12	\$13.07	100%
Accruals	1,704.30	1,047.50	(656.80)		
Market Value with Accruals	\$105,624.73	\$131,926.05	\$26,301.32		

INCOME

	Current Period Value	Year-to-Date Value
Portfolio Activity		
Beginning Market Value	103,920.43	89,409.08
Withdrawals & Fees	(1,066.90)	(13,281.57)
Net Additions/Withdrawals	(\$1,066.90)	(\$13,281.57)
Income	28,025.02	54,751.04
Ending Market Value	\$130,878.55	\$130,878.55
Accruals	1,047.50	1,047.50
Market Value with Accruals	\$131,926.05	\$131,926.05

	Current Period Value	Year-to-Date Value
Tax Summary		
Domestic Dividends/Distributions	28,025.02	54,751.04
Taxable Income	\$28,025.02	\$54,751.04



SUCC T/W EDGAR WILSON ACCT R74155103
For the Period 10/1/13 to 12/31/13

Account Summary CONTINUED

Cost Summary	Cost
Cash & Fixed Income	130,878.55
Total	\$130,878.55



SUCC T/W EDGAR WILSON ACCT R74155103
For the Period 10/1/13 to 12/31/13

Equity Summary

Asset Categories	Beginning Market Value	Ending Market Value	Change In Value	Current Allocation
US Large Cap Equity	0.00	0.00	0.00	
US Mid Cap Equity	0.00	0.00	0.00	
Total Value	\$0.00	\$0.00	\$0.00	



SUCC T/W EDGAR WILSON ACCT R74155103
For the Period 10/1/13 to 12/31/13

Cash & Fixed Income Summary

Asset Categories	Beginning Market Value	Ending Market Value	Change In Value	Current Allocation
Cash	103,920.43	130,878.55	26,958.12	100%
US Fixed Income	0.00	0.00	0.00	
Total Value	\$103,920.43	\$130,878.55	\$26,958.12	100%

Market Value/Cost	Current Period Value
Market Value	130,878.55
Tax Cost	130,878.55
Estimated Annual Income	13.07
Accrued Interest	1,047.50
Yield	

SUMMARY BY MATURITY

Cash & Fixed Income	Market Value	% of Bond Portfolio
0-6 months ¹	130,878.55	100%

¹ The years indicate the number of years until the bond is scheduled to mature based on the statement end date. Some bonds may be called, or paid in full, before their stated maturity.

SUMMARY BY TYPE

Cash & Fixed Income	Market Value	% of Bond Portfolio
Cash	130,878.55	100%



SUCC T/W EDGAR WILSON ACCT R74155103
For the Period 10/1/13 to 12/31/13

Cash & Fixed Income Detail

	Price	Quantity	Value	Adjusted Tax Cost Original Cost	Unrealized Gain/Loss	Est Annual Income Accrued Interest	Yield
Cash							
US DOLLAR	1 00	104 12	104 12	104 12			
JPM US GOVT PREMIER SWEEP FD #1086 7-Day Annualized Yield 01%	1 00	130,774 43	130,774 43	130,774 43		13 07 6 88	0 01 %
Total Cash			\$130,878.55	\$130,878.55	\$0.00	\$13.07 \$6.88	0.01 %
US Fixed Income							
JPM STRAT INCOME OPPORT FD - SEL FUND 3844 4812A4-35-1	11 89			0 00		130 03	2 48 %
JPM HIGH YIELD FD - SEL FUND 3580 4812C0-80-3	7 98			0 00		330 00	6 24 %
JPM SHORT DURATION BOND FD - SEL FUND 3133 4812C1-33-0	10 89			0 00		326 91	0 96 %
JPM MULTI SECTOR INCOME FD - SEL FUND 2130 48121A-29-0	10 31			0 00		202 23	2 34 %
JPM INFLATION MGD BOND FD - SEL FUND 2037 48121A-56-3	10 38			0 00		51 45	1 07 %
Total US Fixed Income			\$0.00	\$0.00	\$0.00	\$0.00 \$1,040.62	0.00 %

J.P. Morgan