



See a Social Security Number? Say Something!
Report Privacy Problems to <https://public.resource.org/privacy>
Or call the IRS Identity Theft Hotline at 1-800-908-4490



Form **990-PF****Return of Private Foundation**

OMB No 1545-0052

Department of the Treasury
Internal Revenue Service

or Section 4947(a)(1) Trust Treated as Private Foundation

Do not enter Social Security numbers on this form as it may be made public.

Information about Form 990-PF and its separate instructions is at www.irs.gov/form990pf**2013**

Open to Public Inspection

For calendar year 2013 or tax year beginning

, 2013, and ending

, 20

Name of foundation LINDA NEVILLE TR UW R73733009		A Employer identification number 61-6018696
Number and street (or P O box number if mail is not delivered to street address) 10 S DEARBORN IL1-0117		B Telephone number (see instructions) 866-888-5157
City or town, state or province, country, and ZIP or foreign postal code CHICAGO, IL 60603		C If exemption application is pending, check here <input type="checkbox"/>
G Check all that apply: <input type="checkbox"/> Initial return <input type="checkbox"/> Final return <input type="checkbox"/> Address change <input type="checkbox"/> Initial return of a former public charity <input type="checkbox"/> Amended return <input type="checkbox"/> Name change		D 1 Foreign organizations, check here <input type="checkbox"/> 2 Foreign organizations meeting the 85% test, check here and attach computation <input type="checkbox"/>
H Check type of organization: <input checked="" type="checkbox"/> Section 501(c)(3) exempt private foundation <input type="checkbox"/> Section 4947(a)(1) nonexempt charitable trust <input type="checkbox"/> Other taxable private foundation		E If private foundation status was terminated under section 507(b)(1)(A), check here <input type="checkbox"/>
I Fair market value of all assets at end of year (from Part II, col. (c), line 16) \$ 2,924,569.		F If the foundation is in a 60-month termination under section 507(b)(1)(B), check here <input type="checkbox"/>
J Accounting method: <input checked="" type="checkbox"/> Cash <input type="checkbox"/> Accrual <input type="checkbox"/> Other (specify) _____ (Part I, column (d) must be on cash basis.)		

Part I Analysis of Revenue and Expenses (The total of amounts in columns (b), (c), and (d) may not necessarily equal the amounts in column (a) (see instructions).)		(a) Revenue and expenses per books	(b) Net investment income	(c) Adjusted net income	(d) Disbursements for charitable purposes (cash basis only)
1 Contributions, gifts, grants, etc., received (attach schedule) if the foundation is not required to attach Sch B <input checked="" type="checkbox"/>					
2 Check <input checked="" type="checkbox"/> Interest on savings and temporary cash investments					
3 Dividends and interest from securities		49,471.	48,192.		
5a Gross rents					
b Net rental income or (loss)					
6a Net gain or (loss) from sale of assets not on line 10		122,610.			
b Gross sales price for all assets on line 6a 1,060,044.					
7 Capital gain net income (from Part IV, line 2)			122,610.		
8 Net short-term capital gain					
9 Income modifications					
10 a Gross sales less returns and allowances					
b Less Cost of goods sold					
c Gross profit or (loss) (attach schedule)					
11 Other income (attach schedule)		-91.	-3,794.		STMT 1
12 Total. Add lines 1 through 11		171,990.	167,008.		
13 Compensation of officers, directors, trustees, etc		10,970.	8,228.		2,743.
14 Other employee salaries and wages			NONE	NONE	
15 Pension plans, employee benefits			NONE	NONE	
16a Legal fees (attach schedule)					
b Accounting fees (attach schedule)					
c Other professional fees (attach schedule)					
17 Interest					
18 Taxes (attach schedule) (see instructions)		412.	1,412.		
19 Depreciation (attach schedule) and depletion					
20 Occupancy					
21 Travel, conferences, and meetings			NONE	NONE	
22 Printing and publications			NONE	NONE	
23 Other expenses (attach schedule)					
24 Total operating and administrative expenses. Add lines 13 through 23		12,382.	9,640.	NONE	2,743.
25 Contributions, gifts, grants paid		121,719.			121,719.
26 Total expenses and disbursements. Add lines 24 and 25		134,101.	9,640.	NONE	124,462.
27 Subtract line 26 from line 12:					
a Excess of revenue over expenses and disbursements		37,889.			
b Net investment income (if negative, enter -0-)			157,368.		
c Adjusted net income (if negative, enter -0-)					

JSA For Paperwork Reduction Act Notice, see instructions.
3E1410 1 000

Form 990-PF (2013)


DBC465 501G 04/24/2014 15:03:44

R73733009

6

MAY 01 2014

SCANNED MAY 12 2014



Part II Balance Sheets		Attached schedules and amounts in the description column should be for end-of-year amounts only (See instructions)		Beginning of year	End of year	
				(a) Book Value	(b) Book Value	(c) Fair Market Value
Assets	1	Cash - non-interest-bearing		2,424.	23,513.	23,513.
	2	Savings and temporary cash investments		81,965.	12,069.	12,069.
	3	Accounts receivable ▶				
		Less: allowance for doubtful accounts ▶				
	4	Pledges receivable ▶				
		Less: allowance for doubtful accounts ▶				
	5	Grants receivable				
	6	Receivables due from officers, directors, trustees, and other disqualified persons (attach schedule) (see instructions)				
	7	Other notes and loans receivable (attach schedule) ▶				
		Less: allowance for doubtful accounts ▶	NONE			
	8	Inventories for sale or use				
	9	Prepaid expenses and deferred charges				
	10 a	Investments - U.S. and state government obligations (attach schedule)				
	b	Investments - corporate stock (attach schedule)		1,682,664.	1,764,066.	2,242,519.
	c	Investments - corporate bonds (attach schedule)		275,213.	227,455.	233,640.
	Liabilities	11	Investments - land, buildings, and equipment basis ▶			
		Less: accumulated depreciation (attach schedule) ▶				
12		Investments - mortgage loans				
13		Investments - other (attach schedule)		370,777.	419,725.	412,828.
14		Land, buildings, and equipment basis ▶				
		Less: accumulated depreciation (attach schedule) ▶				
15		Other assets (describe ▶)				
16		Total assets (to be completed by all filers - see the instructions Also, see page 1, item I)		2,413,043.	2,446,828.	2,924,569.
17		Accounts payable and accrued expenses				
18		Grants payable				
Net Assets or Fund Balances	19	Deferred revenue				
	20	Loans from officers, directors, trustees, and other disqualified persons				
	21	Mortgages and other notes payable (attach schedule)				
	22	Other liabilities (describe ▶)				
23	Total liabilities (add lines 17 through 22)			NONE		
Foundations that follow SFAS 117, check here ▶ <input type="checkbox"/> and complete lines 24 through 26 and lines 30 and 31.						
24	Unrestricted					
25	Temporarily restricted					
26	Permanently restricted					
Foundations that do not follow SFAS 117, . . . ▶ <input checked="" type="checkbox"/> check here and complete lines 27 through 31.						
27	Capital stock, trust principal, or current funds		2,413,043.	2,446,828.		
28	Paid-in or capital surplus, or land, bldg., and equipment fund					
29	Retained earnings, accumulated income, endowment, or other funds					
30	Total net assets or fund balances (see instructions)		2,413,043.	2,446,828.		
31	Total liabilities and net assets/fund balances (see instructions)		2,413,043.	2,446,828.		

Part III Analysis of Changes in Net Assets or Fund Balances

1	Total net assets or fund balances at beginning of year - Part II, column (a), line 30 (must agree with end-of-year figure reported on prior year's return)	1	2,413,043.
2	Enter amount from Part I, line 27a	2	37,889.
3	Other increases not included in line 2 (itemize) ▶	3	
4	Add lines 1, 2, and 3	4	2,450,932.
5	Decreases not included in line 2 (itemize) ▶ PRIOR PERIOD ADJUSTMENT	5	4,104.
6	Total net assets or fund balances at end of year (line 4 minus line 5) - Part II, column (b), line 30	6	2,446,828.

Form 990-PF (2013)

Part IV Capital Gains and Losses for Tax on Investment Income

(a) List and describe the kind(s) of property sold (e.g., real estate, 2-story brick warehouse, or common stock, 200 shs MLC Co.)			(b) How acquired P - Purchase D - Donation	(c) Date acquired (mo., day, yr.)	(d) Date sold (mo., day, yr.)
1a PUBLICLY TRADED SECURITIES					
b					
c					
d					
e					
(e) Gross sales price	(f) Depreciation allowed (or allowable)	(g) Cost or other basis plus expense of sale	(h) Gain or (loss) (e) plus (f) minus (g)		
a 1,060,044.		937,429.	122,615.		
b					
c					
d					
e					
Complete only for assets showing gain in column (h) and owned by the foundation on 12/31/69			(i) Gains (Col. (h) gain minus col. (k), but not less than -0-) or Losses (from col. (h))		
(i) F.M.V. as of 12/31/69	(j) Adjusted basis as of 12/31/69	(k) Excess of col. (i) over col. (j), if any			
a			122,615.		
b					
c					
d					
e					
2 Capital gain net income or (net capital loss)			2	122,615.	
3 Net short-term capital gain or (loss) as defined in sections 1222(5) and (6):			3		
If gain, also enter in Part I, line 8, column (c) (see instructions). If (loss), enter -0- in Part I, line 8					

Part V Qualification Under Section 4940(e) for Reduced Tax on Net Investment Income

(For optional use by domestic private foundations subject to the section 4940(a) tax on net investment income.)

If section 4940(d)(2) applies, leave this part blank.

Was the foundation liable for the section 4942 tax on the distributable amount of any year in the base period?

☐ Yes ☒ No

If "Yes," the foundation does not qualify under section 4940(e). Do not complete this part.

1 Enter the appropriate amount in each column for each year; see the instructions before making any entries.

(a) Base period years Calendar year (or tax year beginning in)	(b) Adjusted qualifying distributions	(c) Net value of noncharitable-use assets	(d) Distribution ratio (col. (b) divided by col. (c))
2012	128,076.	2,535,505.	0.050513
2011	129,476.	2,654,973.	0.048767
2010	166,641.	2,607,353.	0.063912
2009	73,128.	2,350,097.	0.031117
2008	179,953.	2,841,211.	0.063337
2 Total of line 1, column (d)			2 0.257646
3 Average distribution ratio for the 5-year base period - divide the total on line 2 by 5, or by the number of years the foundation has been in existence if less than 5 years			3 0.051529
4 Enter the net value of noncharitable-use assets for 2013 from Part X, line 5			4 2,759,524.
5 Multiply line 4 by line 3			5 142,196.
6 Enter 1% of net investment income (1% of Part I, line 27b)			6 1,574.
7 Add lines 5 and 6			7 143,770.
8 Enter qualifying distributions from Part XII, line 4			8 124,462.

If line 8 is equal to or greater than line 7, check the box in Part VI, line 1b, and complete that part using a 1% tax rate. See the Part VI instructions.

Part VI Excise Tax Based on Investment Income (Section 4940(a), 4940(b), 4940(e), or 4948 - see instructions)

1a Exempt operating foundations described in section 4940(d)(2), check here <input type="checkbox"/> and enter "N/A" on line 1 Date of ruling or determination letter _____ (attach copy of letter if necessary - see instructions)		1	3,147.
b Domestic foundations that meet the section 4940(e) requirements in Part V, check here <input type="checkbox"/> and enter 1% of Part I, line 27b			
c All other domestic foundations enter 2% of line 27b. Exempt foreign organizations enter 4% of Part I, line 12, col. (b).			
2 Tax under section 511 (domestic section 4947(a)(1) trusts and taxable foundations only Others enter -0-)		2	
3 Add lines 1 and 2		3	3,147.
4 Subtitle A (income) tax (domestic section 4947(a)(1) trusts and taxable foundations only Others enter -0-)		4	NONE
5 Tax based on investment income. Subtract line 4 from line 3. If zero or less, enter -0-		5	3,147.
6 Credits/Payments			
a 2013 estimated tax payments and 2012 overpayment credited to 2013	6a	868.	
b Exempt foreign organizations - tax withheld at source	6b	NONE	
c Tax paid with application for extension of time to file (Form 8868)	6c	NONE	
d Backup withholding erroneously withheld	6d		
7 Total credits and payments. Add lines 6a through 6d	7	868.	
8 Enter any penalty for underpayment of estimated tax. Check here <input type="checkbox"/> if Form 2220 is attached	8		
9 Tax due. If the total of lines 5 and 8 is more than line 7, enter amount owed	9	2,279.	
10 Overpayment. If line 7 is more than the total of lines 5 and 8, enter the amount overpaid	10		
11 Enter the amount of line 10 to be Credited to 2014 estimated tax <input type="checkbox"/> NONE Refunded <input type="checkbox"/>	11		

Part VII-A Statements Regarding Activities

	Yes	No
1a During the tax year, did the foundation attempt to influence any national, state, or local legislation or did it participate or intervene in any political campaign?		X
b Did it spend more than \$100 during the year (either directly or indirectly) for political purposes (see instructions for the definition)? If the answer is "Yes" to 1a or 1b, attach a detailed description of the activities and copies of any materials published or distributed by the foundation in connection with the activities.		X
c Did the foundation file Form 1120-POL for this year?		X
d Enter the amount (if any) of tax on political expenditures (section 4955) imposed during the year: (1) On the foundation <input type="checkbox"/> \$ _____ (2) On foundation managers <input type="checkbox"/> \$ _____		
e Enter the reimbursement (if any) paid by the foundation during the year for political expenditure tax imposed on foundation managers. <input type="checkbox"/> \$ _____		
2 Has the foundation engaged in any activities that have not previously been reported to the IRS? If "Yes," attach a detailed description of the activities.		X
3 Has the foundation made any changes, not previously reported to the IRS, in its governing instrument, articles of incorporation, or bylaws, or other similar instruments? If "Yes," attach a conformed copy of the changes		X
4a Did the foundation have unrelated business gross income of \$1,000 or more during the year?		X
b If "Yes," has it filed a tax return on Form 990-T for this year?		
5 Was there a liquidation, termination, dissolution, or substantial contraction during the year? If "Yes," attach the statement required by General Instruction T.		X
6 Are the requirements of section 508(e) (relating to sections 4941 through 4945) satisfied either: • By language in the governing instrument, or • By state legislation that effectively amends the governing instrument so that no mandatory directions that conflict with the state law remain in the governing instrument?	X	
7 Did the foundation have at least \$5,000 in assets at any time during the year? If "Yes," complete Part II, col. (c), and Part XV	X	
8a Enter the states to which the foundation reports or with which it is registered (see instructions) <input type="checkbox"/> KY		
b If the answer is "Yes" to line 7, has the foundation furnished a copy of Form 990-PF to the Attorney General (or designate) of each state as required by General Instruction G? If "No," attach explanation.	X	
9 Is the foundation claiming status as a private operating foundation within the meaning of section 4942(j)(3) or 4942(j)(5) for calendar year 2013 or the taxable year beginning in 2013 (see instructions for Part XIV)? If "Yes," complete Part XIV.		X
10 Did any persons become substantial contributors during the tax year? If "Yes," attach a schedule listing their names and addresses.		X

Part VII-A Statements Regarding Activities (continued)

11	At any time during the year, did the foundation, directly or indirectly, own a controlled entity within the meaning of section 512(b)(13)? If "Yes," attach schedule (see instructions)	11		X
12	Did the foundation make a distribution to a donor advised fund over which the foundation or a disqualified person had advisory privileges? If "Yes," attach statement (see instructions)	12		X
13	Did the foundation comply with the public inspection requirements for its annual returns and exemption application?	13	X	
Website address ▶ <u>N/A</u>				
14	The books are in care of ▶ <u>JPMORGAN CHASE BANK, NA</u> Telephone no. ▶ <u>(866) 888-5157</u>			
	Located at ▶ <u>10 S DEARBORN IL1-0117, CHICAGO, IL</u> ZIP+4 ▶ <u>60603</u>			
15	Section 4947(a)(1) nonexempt charitable trusts filing Form 990-PF in lieu of Form 1041 - Check here			<input type="checkbox"/>
	and enter the amount of tax-exempt interest received or accrued during the year	15		
16	At any time during calendar year 2013, did the foundation have an interest in or a signature or other authority over a bank, securities, or other financial account in a foreign country?	16	Yes	No
	See the instructions for exceptions and filing requirements for Form TD F 90-22.1 If "Yes," enter the name of the foreign country ▶			X

Part VII-B Statements Regarding Activities for Which Form 4720 May Be Required**File Form 4720 if any item is checked in the "Yes" column, unless an exception applies.**

		Yes	No
1a	During the year did the foundation (either directly or indirectly).		
(1)	Engage in the sale or exchange, or leasing of property with a disqualified person?	<input type="checkbox"/> Yes	<input checked="" type="checkbox"/> No
(2)	Borrow money from, lend money to, or otherwise extend credit to (or accept it from) a disqualified person?	<input type="checkbox"/> Yes	<input checked="" type="checkbox"/> No
(3)	Furnish goods, services, or facilities to (or accept them from) a disqualified person?	<input type="checkbox"/> Yes	<input checked="" type="checkbox"/> No
(4)	Pay compensation to, or pay or reimburse the expenses of, a disqualified person?	<input checked="" type="checkbox"/> Yes	<input type="checkbox"/> No
(5)	Transfer any income or assets to a disqualified person (or make any of either available for the benefit or use of a disqualified person)?	<input type="checkbox"/> Yes	<input checked="" type="checkbox"/> No
(6)	Agree to pay money or property to a government official? (Exception. Check "No" if the foundation agreed to make a grant to or to employ the official for a period after termination of government service, if terminating within 90 days.)	<input type="checkbox"/> Yes	<input checked="" type="checkbox"/> No
b	If any answer is "Yes" to 1a(1)-(6), did any of the acts fail to qualify under the exceptions described in Regulations section 53.4941(d)-3 or in a current notice regarding disaster assistance (see instructions)?	1b	X
	Organizations relying on a current notice regarding disaster assistance check here ▶ <input type="checkbox"/>		
c	Did the foundation engage in a prior year in any of the acts described in 1a, other than excepted acts, that were not corrected before the first day of the tax year beginning in 2013?	1c	X
2	Taxes on failure to distribute income (section 4942) (does not apply for years the foundation was a private operating foundation defined in section 4942(j)(3) or 4942(j)(5))		
a	At the end of tax year 2013, did the foundation have any undistributed income (lines 6d and 6e, Part XIII) for tax year(s) beginning before 2013?	<input type="checkbox"/> Yes	<input checked="" type="checkbox"/> No
	If "Yes," list the years ▶		
b	Are there any years listed in 2a for which the foundation is not applying the provisions of section 4942(a)(2) (relating to incorrect valuation of assets) to the year's undistributed income? (If applying section 4942(a)(2) to all years listed, answer "No" and attach statement - see instructions.)	2b	
c	If the provisions of section 4942(a)(2) are being applied to any of the years listed in 2a, list the years here. ▶		
3a	Did the foundation hold more than a 2% direct or indirect interest in any business enterprise at any time during the year?	<input type="checkbox"/> Yes	<input checked="" type="checkbox"/> No
b	If "Yes," did it have excess business holdings in 2013 as a result of (1) any purchase by the foundation or disqualified persons after May 26, 1969; (2) the lapse of the 5-year period (or longer period approved by the Commissioner under section 4943(c)(7)) to dispose of holdings acquired by gift or bequest; or (3) the lapse of the 10-, 15-, or 20-year first phase holding period? (Use Schedule C, Form 4720, to determine if the foundation had excess business holdings in 2013)	3b	
4a	Did the foundation invest during the year any amount in a manner that would jeopardize its charitable purposes?	4a	X
b	Did the foundation make any investment in a prior year (but after December 31, 1969) that could jeopardize its charitable purpose that had not been removed from jeopardy before the first day of the tax year beginning in 2013?	4b	X

Form 990-PF (2013)

Part VII-B Statements Regarding Activities for Which Form 4720 May Be Required (continued)**5a** During the year did the foundation pay or incur any amount to(1) Carry on propaganda, or otherwise attempt to influence legislation (section 4945(e))? ☐ Yes ☒ No(2) Influence the outcome of any specific public election (see section 4955); or to carry on, directly or indirectly, any voter registration drive? ☐ Yes ☒ No(3) Provide a grant to an individual for travel, study, or other similar purposes? ☐ Yes ☒ No(4) Provide a grant to an organization other than a charitable, etc., organization described in section 509(a)(1), (2), or (3), or section 4940(d)(2)? (see instructions) ☐ Yes ☒ No(5) Provide for any purpose other than religious, charitable, scientific, literary, or educational purposes, or for the prevention of cruelty to children or animals? ☐ Yes ☒ No**b** If any answer is "Yes" to 5a(1)-(5), did any of the transactions fail to qualify under the exceptions described in Regulations section 53.4945 or in a current notice regarding disaster assistance (see instructions)? ☐ **5b**Organizations relying on a current notice regarding disaster assistance check here ☐**c** If the answer is "Yes" to question 5a(4), does the foundation claim exemption from the tax because it maintained expenditure responsibility for the grant? ☐ Yes ☐ No

If "Yes," attach the statement required by Regulations section 53.4945-5(d)

6a Did the foundation, during the year, receive any funds, directly or indirectly, to pay premiums on a personal benefit contract? ☐ Yes ☒ No**b** Did the foundation, during the year, pay premiums, directly or indirectly, on a personal benefit contract? ☐ **6b** ☒

If "Yes" to 6b, file Form 8870

7a At any time during the tax year, was the foundation a party to a prohibited tax shelter transaction? ☐ Yes ☒ No**b** If "Yes," did the foundation receive any proceeds or have any net income attributable to the transaction? ☐ **7b****Part VIII Information About Officers, Directors, Trustees, Foundation Managers, Highly Paid Employees, and Contractors****1** List all officers, directors, trustees, foundation managers and their compensation (see instructions).

(a) Name and address	(b) Title, and average hours per week devoted to position	(c) Compensation (if not paid, enter -0-)	(d) Contributions to employee benefit plans and deferred compensation	(e) Expense account, other allowances
JPMORGAN CHASE BANK, NA 10 S DEARBORN IL1-0117, CHICAGO, IL 60603	TRUSTEE 2	10,970.	-0-	-0-

2 Compensation of five highest-paid employees (other than those included on line 1 - see instructions). If none, enter "NONE."

(a) Name and address of each employee paid more than \$50,000	(b) Title, and average hours per week devoted to position	(c) Compensation	(d) Contributions to employee benefit plans and deferred compensation	(e) Expense account, other allowances
NONE		-0-	-0-	-0-

Total number of other employees paid over \$50,000 ☐ **NONE**

Form 990-PF (2013)

Part VIII Information About Officers, Directors, Trustees, Foundation Managers, Highly Paid Employees, and Contractors (continued)**3 Five highest-paid independent contractors for professional services** (see instructions). If none, enter "NONE."

(a) Name and address of each person paid more than \$50,000	(b) Type of service	(c) Compensation
NONE		NONE
Total number of others receiving over \$50,000 for professional services		NONE

Part IX-A Summary of Direct Charitable Activities

List the foundation's four largest direct charitable activities during the tax year. Include relevant statistical information such as the number of organizations and other beneficiaries served, conferences convened, research papers produced, etc	Expenses
1 N/A	
2	
3	
4	

Part IX-B Summary of Program-Related Investments (see instructions)

Describe the two largest program-related investments made by the foundation during the tax year on lines 1 and 2	Amount
1 N/A	
2	
All other program-related investments. See instructions	
3 NONE	
Total. Add lines 1 through 3	

Form 990-PF (2013)

Part X Minimum Investment Return (All domestic foundations must complete this part. Foreign foundations, see instructions.)

1	Fair market value of assets not used (or held for use) directly in carrying out charitable, etc., purposes:		
a	Average monthly fair market value of securities	1a	2,733,552.
b	Average of monthly cash balances	1b	67,995.
c	Fair market value of all other assets (see instructions)	1c	NONE
d	Total (add lines 1a, b, and c)	1d	2,801,547.
e	Reduction claimed for blockage or other factors reported on lines 1a and 1c (attach detailed explanation) 1e		
2	Acquisition indebtedness applicable to line 1 assets	2	NONE
3	Subtract line 2 from line 1d	3	2,801,547.
4	Cash deemed held for charitable activities. Enter 1 1/2% of line 3 (for greater amount, see instructions)	4	42,023.
5	Net value of noncharitable-use assets. Subtract line 4 from line 3. Enter here and on Part V, line 4	5	2,759,524.
6	Minimum investment return. Enter 5% of line 5	6	137,976.

Part XI Distributable Amount (see instructions) (Section 4942(j)(3) and (j)(5) private operating foundations and certain foreign organizations check here ☐ and do not complete this part.)

1	Minimum investment return from Part X, line 6	1	137,976.
2a	Tax on investment income for 2013 from Part VI, line 5 2a		3,147.
b	Income tax for 2013. (This does not include the tax from Part VI.) 2b		
c	Add lines 2a and 2b	2c	3,147.
3	Distributable amount before adjustments. Subtract line 2c from line 1	3	134,829.
4	Recoveries of amounts treated as qualifying distributions	4	NONE
5	Add lines 3 and 4	5	134,829.
6	Deduction from distributable amount (see instructions)	6	NONE
7	Distributable amount as adjusted. Subtract line 6 from line 5. Enter here and on Part XIII, line 1.	7	134,829.

Part XII Qualifying Distributions (see instructions)

1	Amounts paid (including administrative expenses) to accomplish charitable, etc., purposes:		
a	Expenses, contributions, gifts, etc. - total from Part I, column (d), line 26	1a	124,462.
b	Program-related investments - total from Part IX-B	1b	
2	Amounts paid to acquire assets used (or held for use) directly in carrying out charitable, etc., purposes	2	NONE
3	Amounts set aside for specific charitable projects that satisfy the:		
a	Suitability test (prior IRS approval required)	3a	NONE
b	Cash distribution test (attach the required schedule)	3b	NONE
4	Qualifying distributions. Add lines 1a through 3b. Enter here and on Part V, line 8, and Part XIII, line 4.	4	124,462.
5	Foundations that qualify under section 4940(e) for the reduced rate of tax on net investment income. Enter 1% of Part I, line 27b (see instructions)	5	N/A
6	Adjusted qualifying distributions. Subtract line 5 from line 4	6	124,462.

Note. The amount on line 6 will be used in Part V, column (b), in subsequent years when calculating whether the foundation qualifies for the section 4940(e) reduction of tax in those years.

Part XIII Undistributed Income (see instructions)

	(a) Corpus	(b) Years prior to 2012	(c) 2012	(d) 2013
1 Distributable amount for 2013 from Part XI, line 7				134,829.
2 Undistributed income, if any, as of the end of 2013				
a Enter amount for 2012 only			121,619.	
b Total for prior years 20 <u>11</u> , 20 <u> </u> , 20 <u> </u>		NONE		
3 Excess distributions carryover, if any, to 2013:				
a From 2008	NONE			
b From 2009	NONE			
c From 2010	NONE			
d From 2011	NONE			
e From 2012	NONE			
f Total of lines 3a through e	NONE			
4 Qualifying distributions for 2013 from Part XII, line 4 ▶ \$ <u>124,462.</u>				
a Applied to 2012, but not more than line 2a			121,619.	
b Applied to undistributed income of prior years (Election required - see instructions)		NONE		
c Treated as distributions out of corpus (Election required - see instructions)	NONE			
d Applied to 2013 distributable amount				2,843.
e Remaining amount distributed out of corpus	NONE			
5 Excess distributions carryover applied to 2013 (If an amount appears in column (d), the same amount must be shown in column (a).)	NONE			NONE
6 Enter the net total of each column as indicated below:				
a Corpus Add lines 3f, 4c, and 4e Subtract line 5	NONE			
b Prior years' undistributed income. Subtract line 4b from line 2b		NONE		
c Enter the amount of prior years' undistributed income for which a notice of deficiency has been issued, or on which the section 4942(a) tax has been previously assessed		NONE		
d Subtract line 6c from line 6b. Taxable amount - see instructions		NONE		
e Undistributed income for 2012. Subtract line 4a from line 2a Taxable amount - see instructions				
f Undistributed income for 2013 Subtract lines 4d and 5 from line 1 This amount must be distributed in 2014				131,986.
7 Amounts treated as distributions out of corpus to satisfy requirements imposed by section 170(b)(1)(F) or 4942(g)(3) (see instructions)	NONE			
8 Excess distributions carryover from 2008 not applied on line 5 or line 7 (see instructions)	NONE			
9 Excess distributions carryover to 2014. Subtract lines 7 and 8 from line 6a	NONE			
10 Analysis of line 9:				
a Excess from 2009	NONE			
b Excess from 2010	NONE			
c Excess from 2011	NONE			
d Excess from 2012	NONE			
e Excess from 2013	NONE			

Form **990-PF** (2013)

Part XIV Private Operating Foundations (see instructions and Part VII-A, question 9)

NOT APPLICABLE

1a If the foundation has received a ruling or determination letter that it is a private operating foundation, and the ruling is effective for 2013, enter the date of the ruling

b Check box to indicate whether the foundation is a private operating foundation described in section

4942(j)(3) or 4942(j)(5)

	Tax year	Prior 3 years			(e) Total
	(a) 2013	(b) 2012	(c) 2011	(d) 2010	
2a Enter the lesser of the adjusted net income from Part I or the minimum investment return from Part X for each year listed					
b 85% of line 2a					
c Qualifying distributions from Part XII, line 4 for each year listed					
d Amounts included in line 2c not used directly for active conduct of exempt activities					
e Qualifying distributions made directly for active conduct of exempt activities. Subtract line 2d from line 2c					
3 Complete 3a, b, or c for the alternative test relied upon					
a "Assets" alternative test - enter					
(1) Value of all assets					
(2) Value of assets qualifying under section 4942(j)(3)(B)(i).					
b "Endowment" alternative test - enter 2/3 of minimum investment return shown in Part X, line 6 for each year listed					
c "Support" alternative test - enter					
(1) Total support other than gross investment income (interest, dividends, rents, payments on securities loans (section 512(a)(5)), or royalties).					
(2) Support from general public and 5 or more exempt organizations as provided in section 4942(j)(3)(B)(iii).					
(3) Largest amount of support from an exempt organization.					
(4) Gross investment income					

Part XV Supplementary Information (Complete this part only if the foundation had \$5,000 or more in assets at any time during the year - see instructions.)**1 Information Regarding Foundation Managers:**

a List any managers of the foundation who have contributed more than 2% of the total contributions received by the foundation before the close of any tax year (but only if they have contributed more than \$5,000). (See section 507(d)(2).)

N/A

b List any managers of the foundation who own 10% or more of the stock of a corporation (or an equally large portion of the ownership of a partnership or other entity) of which the foundation has a 10% or greater interest.

N/A

2 Information Regarding Contribution, Grant, Gift, Loan, Scholarship, etc., Programs:

Check here ☐ if the foundation only makes contributions to preselected charitable organizations and does not accept unsolicited requests for funds. If the foundation makes gifts, grants, etc. (see instructions) to individuals or organizations under other conditions, complete items 2a, b, c, and d.

a The name, address, and telephone number or e-mail address of the person to whom applications should be addressed:

SEE STATEMENT 3

b The form in which applications should be submitted and information and materials they should include:

SEE ATTACHED STATEMENT FOR LINE 2

c Any submission deadlines:

SEE ATTACHED STATEMENT FOR LINE 2

d Any restrictions or limitations on awards, such as by geographical areas, charitable fields, kinds of institutions, or other factors:

SEE ATTACHED STATEMENT FOR LINE 2

Part XV Supplementary Information (continued)**3 Grants and Contributions Paid During the Year or Approved for Future Payment**

Recipient	If recipient is an individual, show any relationship to any foundation manager or substantial contributor	Foundation status of recipient	Purpose of grant or contribution	Amount
Name and address (home or business)				
a Paid during the year				
BLUE GRASS COUNCIL OF THE BLIND INC BLIND INC 1093 SOUTH BROADWAY, SUITE 1220 LEXINGTON KY	NONE	PUBLIC CHA	GENERAL	35,500.
CENTRAL KENTUCKY RADIO EYE INC 1733 RUSSELL CAVE ROAD LEXINGTON KY 40505	NONE	PUBLIC CHA	GENERAL	15,000.
INDEPENDENCE PLACE INC 1093 S. BROADWAY LEXINGTON KY 40504	NONE	PUBLIC CHA	GENERAL	20,000.
LOW VISION SERVICES OF KY 120 NORTH EAGLE CREEK DR LEXINGTON KY 40509	NONE	PUBLIC CHA	GENERAL	1,158.
VISUALLY IMPAIRED PRESCHOOL SERVICES OF GREAT 161 BURT ROAD LEXINGTON KY 40503-2410	NONE	PUBLIC CHA	GENERAL	20,000.
RETINA ASSOCIATES OF KY 120 NORTH EAGLE CREEK DRIVE SUITE 5 LEXINGTO	NONE	PUBLIC CHA	GENERAL	30,061.
Total			3a	121,719.
b Approved for future payment				
Total			3b	

Form **990-PF** (2013)

Part XVI-A Analysis of Income-Producing Activities

Enter gross amounts unless otherwise indicated.

Enter gross amounts unless otherwise indicated.		Unrelated business income		Excluded by section 512, 513, or 514		(e)
		(a) Business code	(b) Amount	(c) Exclusion code	(d) Amount	Related or exempt function income (See instructions)
1	Program service revenue					
a						
b						
c						
d						
e						
f						
g	Fees and contracts from government agencies					
2	Membership dues and assessments					
3	Interest on savings and temporary cash investments					
4	Dividends and interest from securities			14	49,471.	
5	Net rental income or (loss) from real estate.					
a	Debt-financed property					
b	Not debt-financed property					
6	Net rental income or (loss) from personal property .					
7	Other investment income					
8	Gain or (loss) from sales of assets other than inventory			18	122,610.	
9	Net income or (loss) from special events . . .					
10	Gross profit or (loss) from sales of inventory . .					
11	Other revenue: a					
b	DEFERRED INCOME			14	-91.	
c						
d						
e						
12	Subtotal. Add columns (b), (d), and (e)				171,990.	
13	Total. Add line 12, columns (b), (d), and (e)				171,990.	

(See worksheet in line 13 instructions to verify calculations.)

Part XVI-B Relationship of Activities to the Accomplishment of Exempt Purposes

[illegible]

Part XVII Information Regarding Transfers To and Transactions and Relationships With Noncharitable Exempt Organizations

- | | | Yes | No |
|----------|--|--------------|----|
| 1 | Did the organization directly or indirectly engage in any of the following with any other organization described in section 501(c) of the Code (other than section 501(c)(3) organizations) or in section 527, relating to political organizations? | | |
| a | Transfers from the reporting foundation to a noncharitable exempt organization of: | | |
| | (1) Cash | 1a(1) | X |
| | (2) Other assets | 1a(2) | X |
| b | Other transactions: | | |
| | (1) Sales of assets to a noncharitable exempt organization | 1b(1) | X |
| | (2) Purchases of assets from a noncharitable exempt organization | 1b(2) | X |
| | (3) Rental of facilities, equipment, or other assets | 1b(3) | X |
| | (4) Reimbursement arrangements | 1b(4) | X |
| | (5) Loans or loan guarantees | 1b(5) | X |
| | (6) Performance of services or membership or fundraising solicitations | 1b(6) | X |
| c | Sharing of facilities, equipment, mailing lists, other assets, or paid employees | 1c | X |
| d | If the answer to any of the above is "Yes," complete the following schedule. Column (b) should always show the fair market value of the goods, other assets, or services given by the reporting foundation. If the foundation received less than fair market value in any transaction or sharing arrangement, show in column (d) the value of the goods, other assets, or services received. | | |

[illegible]

- 2a** Is the foundation directly or indirectly affiliated with, or related to, one or more tax-exempt organizations described in section 501(c) of the Code (other than section 501(c)(3)) or in section 527? ☐ Yes ☒ No
- b** If "Yes," complete the following schedule.

(a) Name of organization	(b) Type of organization	(c) Description of relationship

**Sign
Here**

Under penalties of perjury, I declare that I have examined this return, including accompanying schedules and statements, and to the best of my knowledge and belief, it is true, correct, and complete. Declaration of preparer (other than taxpayer) is based on all information of which preparer has any knowledge.

Anthony Ward
Signature of officer or trustee

04/24/2014
Date

▶
Title

May the IRS discuss this return with the preparer shown below (see instructions)? ☐ Yes ☐ No

**Paid
Preparer
Use Only**

Print/Type preparer's name

Preparer's signature

Date

Check <input type="checkbox"/> if self-employed	PTIN
---	------

Firm's name

Firm's EIN ▶

Firm's address ►

Phone no

FORM 990PF, PART I - OTHER INCOME
=====

DESCRIPTION -----	REVENUE AND EXPENSES PER BOOKS -----	NET INVESTMENT INCOME -----
POWERSHARES DB COMMODITY INDEX DEFERRED INCOME	-91.	-3,794.
	-----	-----
TOTALS	-91. =====	-3,794. =====

FORM 990PF, PART I - TAXES
=====

DESCRIPTION -----	REVENUE AND EXPENSES PER BOOKS -----	NET INVESTMENT INCOME -----
FOREIGN TAXES ON QUALIFIED FOR	1,233.	1,233.
FOREIGN TAXES ON NONQUALIFIED	179.	179.
	-----	-----
TOTALS	1,412.	1,412.
	=====	=====

LINDA NEVILLE TR UW R73733009
FORM 990PF, PART XV - LINES 2a - 2d
=====

61-6018696

RECIPIENT NAME:
DEBBIE OTTINGER
ADDRESS:
C/O JPMORGAN CHASE BANK 2200 ROSS AVENUE
DALLAS, TX 75201-2914
RECIPIENT'S PHONE NUMBER: 214-965-2914
FORM, INFORMATION AND MATERIALS:
LETTER FORM
SUBMISSION DEADLINES:
NONE
RESTRICTIONS OR LIMITATIONS ON AWARDS:
INDIVIDUALS WITH DEFECTIVE EYE SIGHT

STATEMENT 3

**SCHEDULE D
(Form 1041)**Department of the Treasury
Internal Revenue Service**Capital Gains and Losses**

▶ Attach to Form 1041, Form 5227, or Form 990-T.

▶ Use Form 8949 to list your transactions for lines 1b, 2, 3, 8b, 9 and 10.

▶ Information about Schedule D and its separate instructions is at www.irs.gov/form1041

OMB No 1545-0092

2013

Name of estate or trust

LINDA NEVILLE TR UW R73733009

Employer identification number

61-6018696

Note: Form 5227 filers need to complete **only** Parts I and II.**Part I Short-Term Capital Gains and Losses - Assets Held One Year or Less**

See instructions for how to figure the amounts to enter on the lines below.

This form may be easier to complete if you round off cents to whole dollars.

	(d) Proceeds (sales price)	(e) Cost (or other basis)	(g) Adjustments to gain or loss from Form(s) 8949, Part I, line 2, column (g)	(h) Gain or (loss) Subtract column (e) from column (d) and combine the result with column (g)
1a Totals for all short-term transactions reported on Form 1099-B for which basis was reported to the IRS and for which you have no adjustments (see instructions). However, if you choose to report all these transactions on Form 8949, leave this line blank and go to line 1b				
1b Totals for all transactions reported on Form(s) 8949 with Box A checked				
2 Totals for all transactions reported on Form(s) 8949 with Box B checked				
3 Totals for all transactions reported on Form(s) 8949 with Box C checked	369,496.	362,750.		6,746.
4 Short-term capital gain or (loss) from Forms 4684, 6252, 6781, and 8824				4
5 Net short-term gain or (loss) from partnerships, S corporations, and other estates or trusts				5
6 Short-term capital loss carryover. Enter the amount, if any, from line 9 of the 2012 Capital Loss Carryover Worksheet				6 ()
7 Net short-term capital gain or (loss). Combine lines 1a through 6 in column (h). Enter here and on line 17, column (3) on the back ▶				7 6,746.

Part II Long-Term Capital Gains and Losses - Assets Held More Than One Year

See instructions for how to figure the amounts to enter on the lines below.

This form may be easier to complete if you round off cents to whole dollars.

	(d) Proceeds (sales price)	(e) Cost (or other basis)	(g) Adjustments to gain or loss from Form(s) 8949, Part II, line 2, column (g)	(h) Gain or (loss) Subtract column (e) from column (d) and combine the result with column (g)
8a Totals for all long-term transactions reported on Form 1099-B for which basis was reported to the IRS and for which you have no adjustments (see instructions). However, if you choose to report all these transactions on Form 8949, leave this line blank and go to line 8b				
8b Totals for all transactions reported on Form(s) 8949 with Box D checked				
9 Totals for all transactions reported on Form(s) 8949 with Box E checked				
10 Totals for all transactions reported on Form(s) 8949 with Box F checked	638,296.	574,679.		63,617.
11 Long-term capital gain or (loss) from Forms 2439, 4684, 6252, 6781, and 8824				11
12 Net long-term gain or (loss) from partnerships, S corporations, and other estates or trusts.				12
13 Capital gain distributions.				13 52,252.
14 Gain from Form 4797, Part I.				14
15 Long-term capital loss carryover. Enter the amount, if any, from line 14 of the 2012 Capital Loss Carryover Worksheet				15 ()
16 Net long-term capital gain or (loss). Combine lines 8a through 15 in column (h). Enter here and on line 18a, column (3) on the back ▶				16 115,869.

For Paperwork Reduction Act Notice, see the Instructions for Form 1041.

Schedule D (Form 1041) 2013

JSA
3F1210 1 000

DBC465 501G 04/24/2014 15:03:44

R73733009

22 -

Part III Summary of Parts I and II**Caution:** Read the instructions *before* completing this part.

	(1) Beneficiaries' (see instr.)	(2) Estate's or trust's	(3) Total
17 Net short-term gain or (loss)	17		6,746.
18 Net long-term gain or (loss):			
a Total for year	18a		115,869.
b Unrecaptured section 1250 gain (see line 18 of the wrksht.)	18b		
c 28% rate gain	18c		6,069.
19 Total net gain or (loss). Combine lines 17 and 18a. ▶	19		122,615.

Note: If line 19, column (3), is a net gain, enter the gain on Form 1041, line 4 (or Form 990-T, Part I, line 4a). If lines 18a and 19, column (2), are net gains, go to Part V, and do not complete Part IV. If line 19, column (3), is a net loss, complete Part IV and the **Capital Loss Carryover Worksheet**, as necessary.

Part IV Capital Loss Limitation**20** Enter here and enter as a (loss) on Form 1041, line 4 (or Form 990-T, Part I, line 4c, if a trust), the **smaller** of:

a The loss on line 19, column (3) or **b** \$3,000 **20** ()

Note: If the loss on line 19, column (3), is more than \$3,000, or if Form 1041, page 1, line 22 (or Form 990-T, line 34), is a loss, complete the **Capital Loss Carryover Worksheet** in the instructions to figure your capital loss carryover.

Part V Tax Computation Using Maximum Capital Gains Rates

Form 1041 filers. Complete this part **only** if both lines 18a and 19 in column (2) are gains, or an amount is entered in Part I or Part II and there is an entry on Form 1041, line 2b(2), and Form 1041, line 22, is more than zero.

Caution: Skip this part and complete the **Schedule D Tax Worksheet** in the instructions if:

- Either line 18b, col. (2) or line 18c, col. (2) is more than zero, or
- Both Form 1041, line 2b(1), and Form 4952, line 4g are more than zero.

Form 990-T trusts. Complete this part **only** if both lines 18a and 19 are gains, or qualified dividends are included in income in Part I of Form 990-T, and Form 990-T, line 34, is more than zero. Skip this part and complete the **Schedule D Tax Worksheet** in the instructions if either line 18b, col. (2) or line 18c, col. (2) is more than zero.

21 Enter taxable income from Form 1041, line 22 (or Form 990-T, line 34). . .	21		
22 Enter the smaller of line 18a or 19 in column (2) but not less than zero.	22		
23 Enter the estate's or trust's qualified dividends from Form 1041, line 2b(2) (or enter the qualified dividends included in income in Part I of Form 990-T) . .	23		
24 Add lines 22 and 23	24		
25 If the estate or trust is filing Form 4952, enter the amount from line 4g; otherwise, enter -0- . . . ▶	25		
26 Subtract line 25 from line 24. If zero or less, enter -0-	26		
27 Subtract line 26 from line 21. If zero or less, enter -0-	27		
28 Enter the smaller of the amount on line 21 or \$2,450	28		
29 Enter the smaller of the amount on line 27 or line 28	29		
30 Subtract line 29 from line 28. If zero or less, enter -0-. This amount is taxed at 0% ▶	30		
31 Enter the smaller of line 21 or line 26	31		
32 Subtract line 30 from line 26.	32		
33 Enter the smaller of line 21 or \$11,950	33		
34 Add lines 27 and 30	34		
35 Subtract line 34 from line 33. If zero or less, enter -0-	35		
36 Enter the smaller of line 32 or line 35	36		
37 Multiply line 36 by 15%. ▶	37		
38 Enter the amount from line 31	38		
39 Add lines 30 and 36	39		
40 Subtract line 39 from line 38. If zero or less, enter -0-	40		
41 Multiply line 40 by 20% ▶	41		
42 Figure the tax on the amount on line 27. Use the 2013 Tax Rate Schedule for Estates and Trusts (see the Schedule G instructions in the instructions for Form 1041)	42		
43 Add lines 37, 41, and 42	43		
44 Figure the tax on the amount on line 21. Use the 2013 Tax Rate Schedule for Estates and Trusts (see the Schedule G instructions in the instructions for Form 1041)	44		
45 Tax on all taxable income. Enter the smaller of line 43 or line 44 here and on Form 1041, Schedule G, line 1a (or Form 990-T, line 36) ▶	45		

Schedule D (Form 1041) 2013

Sales and Other Dispositions of Capital Assets

► Information about Form 8949 and its separate instructions is at www.irs.gov/form8949

► **File with your Schedule D** to list your transactions for lines 1b, 2, 3, 8b, 9, and 10 of Schedule D.

OMB No. 1545-0074

2013

Attachment
Sequence No. **12A**

Name(s) shown on return

LINDA NEVILLE TR UW R73733009

Social security number or taxpayer identification number

61-6018696

Most brokers issue their own substitute statement instead of using Form 1099-B. They also may provide basis information (usually your cost) to you on the statement even if it is not reported to the IRS. Before you check Box A, B, or C below, determine whether you received any statement(s) and, if so, the transactions for which basis was reported to the IRS. Brokers are required to report basis to the IRS for most stock you bought in 2011 or later.

Part I **Short-Term.** Transactions involving capital assets you held one year or less are short-term. For long-term transactions, see page 2.

Note. You may aggregate all short-term transactions reported on Form(s) 1099-B showing basis was reported to the IRS and for which no adjustments or codes are required. Enter the total directly on Schedule D, line 1a; you are not required to report these transactions on Form 8949 (see instructions).

You must check Box A, B, or C below. Check only one box. If more than one box applies for your short-term transactions, complete a separate Form 8949, page 1, for each applicable box. If you have more short-term transactions than will fit on this page for one or more of the boxes, complete as many forms with the same box checked as you need.

- ☐ (A) Short-term transactions reported on Form(s) 1099-B showing basis was reported to the IRS (see **Note** above)
- ☐ (B) Short-term transactions reported on Form(s) 1099-B showing basis was **not** reported to the IRS
- ☒ (C) Short-term transactions not reported to you on Form 1099-B

A (C) Short-term transactions not reported to you on Form 1099-B								
1	(a) Description of property (Example 100 sh XYZ Co)	(b) Date acquired (Mo., day, yr.)	(c) Date sold or disposed (Mo., day, yr.)	(d) Proceeds (sales price) (see instructions)	(e) Cost or other basis See the Note below and see Column (e) in the separate instructions	Adjustment, if any, to gain or loss. If you enter an amount in column (g), enter a code in column (f) See the separate instructions		(h) Gain or (loss). Subtract column (e) from column (d) and combine the result with column (g)
						(f) Code(s) from instructions	(g) Amount of adjustment	
	2430.948 HSBC FDS	11/06/2012	02/04/2013	24,917.00	25,136.00			-219.00
	699. ISHARES TR S & P MIDC FD	VAR	02/04/2013	76,121.00	68,719.00			7,402.00
	2907.577 RS INTERNATIONAL	11/06/2012	04/19/2013	53,209.00	50,272.00			2,937.00
	536. ISHARES MSCI CHINA IN	VAR	07/10/2013	21,678.00	26,205.00			-4,527.00
	2200.399 JPMORGAN INTERNAT CURRENCY	11/06/2012	07/22/2013	24,424.00	24,633.00			-209.00
	1973.542 DELAWARE EMERGING FUND	02/04/2013	07/31/2013	28,774.00	29,129.00			-355.00
	197.861 OAKMARK INTERNATIO	07/31/2013	09/20/2013	5,222.00	4,875.00			347.00
	367.974 NEUBERGER BERMAN M	04/19/2013	09/20/2013	5,222.00	4,607.00			615.00
	2202.74 JPMORGAN REALTY IN	09/21/2012	09/20/2013	26,323.00	25,728.00			595.00
	65. SPDR GOLD TRUST	09/20/2013	10/25/2013	8,443.00	8,387.00			56.00
	3748. POWERSHARES DB COMMO TRACKING FUND	VAR	12/17/2013	95,163.00	95,059.00			104.00
2 Totals. Add the amounts in columns (d), (e), (g), and (h) (subtract negative amounts) Enter each total here and include on your Schedule D, line 1b (if Box A above is checked), line 2 (if Box B above is checked), or line 3 (if Box C above is checked) ▶				369,496.	362,750.			6,746.

Note. If you checked Box A above but the basis reported to the IRS was incorrect, enter in column (e) the basis as reported to the IRS, and enter an adjustment in column (a) to correct the basis. See *Column (a)* in the separate instructions for how to figure the amount of the adjustment.

For Paperwork Reduction Act Notice, see your tax return instructions.

Form **8949** (2013)

Name(s) shown on return (Name and SSN or taxpayer identification no. not required if shown on other side)

Social security number or taxpayer identification number

LINDA NEVILLE TR UW R73733009

61-6018696

Most brokers issue their own substitute statement instead of using Form 1099-B. They also may provide basis information (usually your cost) to you on the statement even if it is not reported to the IRS. Before you check Box D, E, or F below, determine whether you received any statement(s) and, if so, the transactions for which basis was reported to the IRS. Brokers are required to report basis to the IRS for most stock you bought in 2011 or later.

Part II Long-Term. Transactions involving capital assets you held more than one year are long term. For short-term transactions, see page 1.

Note. You may aggregate all long-term transactions reported on Form(s) 1099-B showing basis was reported to the IRS and for which no adjustments or codes are required. Enter the total directly on Schedule D, line 8a; you are not required to report these transactions on Form 8949 (see instructions).

You must check Box D, E, or F below. Check only one box. If more than one box applies for your long-term transactions, complete a separate Form 8949, page 2, for each applicable box. If you have more long-term transactions than will fit on this page for one or more of the boxes, complete as many forms with the same box checked as you need.

☐ **(D)** Long-term transactions reported on Form(s) 1099-B showing basis was reported to the IRS (see **Note** above)

☐ **(E)** Long-term transactions reported on Form(s) 1099-B showing basis was **not** reported to the IRS

☒ **(F)** Long-term transactions **not** reported to you on Form 1099-B

1	(a) Description of property (Example 100 sh XYZ Co.)	(b) Date acquired (Mo., day, yr.)	(c) Date sold or disposed (Mo., day, yr.)	(d) Proceeds (sales price) (see instructions)	(e) Cost or other basis. See the Note below and see Column (e) in the separate instructions	Adjustment, if any, to gain or loss. If you enter an amount in column (g), enter a code in column (f). See the separate instructions		(h) Gain or (loss). Subtract column (e) from column (d) and combine the result with column (g)
						(f) Code(s) from instructions	(g) Amount of adjustment	
	85. ISHARES TR S & P MIDCA FD	09/14/2009	02/04/2013	9,257.00	5,780.00			3,477.00
	2393.72 JPMORGAN GROWTH AD	02/22/2010	02/04/2013	25,158.00	17,067.00			8,091.00
	2918.896 HIGHBRIDGE DYNAMI COMMODITIES	01/14/2011	04/16/2013	36,953.00	54,992.00			-18,039.00
	3514.733 VICTORY PORTFOLIO	01/14/2011	04/19/2013	63,089.00	56,376.00			6,713.00
	986. POWERSHARES DB COMMOD TRACKING FUND	01/14/2011	06/06/2013	25,857.00	24,931.00			926.00
	691.644 JPMORGAN SHORT DUR FUND	06/06/2012	06/25/2013	7,532.00	7,594.00			-62.00
	3361.369 DELAWARE EMERGING FUND	01/14/2011	07/31/2013	49,009.00	54,992.00			-5,983.00
	6302.568 MANNING & NAPIER	VAR	07/31/2013	53,383.00	55,348.00			-1,965.00
	617. VANGUARD EMERGING MAR	09/24/2010	07/31/2013	24,146.00	27,665.00			-3,519.00
	821.177 ASTON OPTIMUM MID	03/02/2011	09/20/2013	37,109.00	27,879.00			9,230.00
	479.853 DODGE & INTERNATIO FUND	02/16/2011	09/20/2013	19,708.00	17,769.00			1,939.00
	513.916 HARTFORD CAPITAL A FUND	01/14/2011	09/20/2013	23,008.00	18,496.00			4,512.00
	66. ISHARES MISC EAFE IND	04/25/2011	09/20/2013	4,258.00	4,099.00			159.00
	300.935 JPMORGAN INTERNATI FUND	06/12/2006	09/20/2013	4,466.00	4,746.00			-280.00
2 Totals. Add the amounts in columns (d), (e), (g), and (h) (subtract negative amounts). Enter each total here and include on your Schedule D, line 8b (if Box D above is checked), line 9 (if Box E above is checked), or line 10 (if Box F above is checked) ►								

Note. If you checked Box D above but the basis reported to the IRS was incorrect, enter in column (e) the basis as reported to the IRS, and enter an adjustment in column (g) to correct the basis. See Column (g) in the separate instructions for how to figure the amount of the adjustment.

Name(s) shown on return (Name and SSN or taxpayer identification no. not required if shown on other side)

Social security number or taxpayer identification number

LINDA NEVILLE TR UW R73733009

61-6018696

Most brokers issue their own substitute statement instead of using Form 1099-B. They also may provide basis information (usually your cost) to you on the statement even if it is not reported to the IRS. Before you check Box D, E, or F below, determine whether you received any statement(s) and, if so, the transactions for which basis was reported to the IRS. Brokers are required to report basis to the IRS for most stock you bought in 2011 or later.

Part II **Long-Term.** Transactions involving capital assets you held more than one year are long term. For short-term transactions, see page 1.

Note. You may aggregate all long-term transactions reported on Form(s) 1099-B showing basis was reported to the IRS and for which no adjustments or codes are required. Enter the total directly on Schedule D, line 8a; you are not required to report these transactions on Form 8949 (see instructions).

You must check Box D, E, or F below. Check only one box. If more than one box applies for your long-term transactions, complete a separate Form 8949, page 2, for each applicable box. If you have more long-term transactions than will fit on this page for one or more of the boxes, complete as many forms with the same box checked as you need.

☐ (D) Long-term transactions reported on Form(s) 1099-B showing basis was reported to the IRS (see Note above)

	(E) Long-term transactions reported on Form(s) 1099-B showing basis was not reported to the IRS
--	--

X	(F) Long-term transactions not reported to you on Form 1099-B
---	---

1	(a) Description of property (Example 100 sh. XYZ Co.)	(b) Date acquired (Mo., day, yr.)	(c) Date sold or disposed (Mo., day, yr.)	(d) Proceeds (sales price) (see instructions)	(e) Cost or other basis. See the Note below and see Column (e) in the separate instructions	Adjustment, if any, to gain or loss. If you enter an amount in column (g), enter a code in column (f). See the separate instructions.		(h) Gain or (loss). Subtract column (e) from column (d) and combine the result with column (g)
						(f) Code(s) from instructions	(g) Amount of adjustment	
	962.994 JPMORGAN GROWTH AD	02/22/2010	09/20/2013	12,663.00	6,866.00			5,797.00
	642.375 JPMORGAN MARKET EX INDEX FUND	05/19/2009	09/20/2013	8,473.00	4,355.00			4,118.00
	155. SPDR GOLD TRUST	05/19/2009	10/25/2013	20,133.00	14,064.00	C		6,069.00
	627.233 ASTON OPTIMUM MID	03/02/2011	11/01/2013	28,928.00	21,295.00			7,633.00
	1704.562 EATON VANCE FLOAT	05/10/2012	11/01/2013	19,057.00	18,682.00			375.00
	1892.442 JPMORGAN INTREPID FUND	04/25/2011	11/01/2013	62,980.00	46,914.00			16,066.00
	2224.204 JPMORGAN GROWTH A FUND	02/22/2010	11/01/2013	30,049.00	15,859.00			14,190.00
	6360.735 JPMORGAN HIGH YIE	VAR	11/01/2013	52,285.00	46,040.00			6,245.00
	819. POWERSHARES DB COMMOD TRACKING FUND	01/14/2011	12/17/2013	20,795.00	22,870.00			-2,075.00
2 Totals. Add the amounts in columns (d), (e), (g), and (h) (subtract negative amounts). Enter each total here and include on your Schedule D, line 8b (if Box D above is checked), line 9 (if Box E above is checked), or line 10 (if Box F above is checked) ▶				638,296.	574,679.			63,617.

Note. If you checked Box D above but the basis reported to the IRS was incorrect, enter in column (e) the basis as reported to the IRS, and enter an adjustment in column (g) to correct the basis. See *Column (g)* in the separate instructions for how to figure the amount of the adjustment.

Form **8949** (2013)



Consolidated Summary

For the Period 12/1/13 to 12/31/13

FIDUCIARY ACCOUNT(S) YEAR-TO-DATE

Portfolio Activity	Account Number	Beginning Market Value	Net Additions/Withdrawals	Income	Change in Investment Value	Ending Market Value with Accruals
T/W LINDA NEVILLE	R73733009	2,557,949.30	(105,805.41)		448,912.72	2,901,056.61
T/W LINDA NEVILLE	R73733108	2,424.18	(26,883.81)	47,972.26		23,766.78
Total Value		\$2,560,373.48	(\$132,689.22)	\$47,972.26	\$448,912.72	\$2,924,823.39

Tax Summary	Account Number	Taxable Income	Tax-Exempt Income	Other Income & Receipts	Realized Gain/Loss		Unrealized Gain/Loss ¹
					Short-term	Long-term	
T/W LINDA NEVILLE	R73733009				5,241.07	113,260.83	477,740.69
T/W LINDA NEVILLE	R73733108	47,972.26					
Total Value		\$47,972.26			\$5,241.07	\$113,260.83	\$477,740.69

¹Unrealized Gain/Loss represents data from the time of account inception to the current statement period.



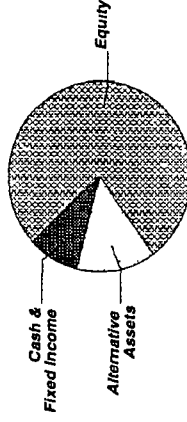
T/W LINDA NEVILLE ACCT. R73733009
For the Period 12/1/13 to 12/31/13

Account Summary

PRINCIPAL

Asset Allocation	Beginning Market Value	Ending Market Value	Change In Value	Estimated Annual Income	Current Allocation
Equity	2,269,895.22	2,242,519.45	(27,375.77)	28,745.05	77%
Alternative Assets	417,978.92	412,827.88	(5,151.04)	7,951.54	14%
Cash & Fixed Income	293,136.32	245,709.28	(47,427.04)	6,099.98	9%
Market Value	\$2,981,010.46	\$2,901,056.61	(\$79,953.85)	\$42,796.57	100%

Asset Allocation



PRINCIPAL

Portfolio Activity	Current Period Value	Year-to-Date Value
Beginning Market Value	2,981,010.46	2,557,949.30
Additions	24,011.00	24,011.00
Withdrawals & Fees	(121,997.01)	(129,816.41)
Net Additions/Withdrawals	(\$97,986.01)	(\$105,805.41)
Change in Investment Value	18,032.16	448,912.72
Ending Market Value	\$2,901,056.61	\$2,901,056.61

J.P.Morgan



T/W LINDA NEVILLE ACCT. R73733009
For the Period 12/1/13 to 12/31/13

Account Summary CONTINUED

Tax Summary	Current Period Value	Year-to-Date Value
LT Capital Gain Distributions	52,247 53	52,247 53
ST Realized Gain/Loss	(1,387 68)	5,241.07
LT Realized Gain/Loss	(2,075 46)	61,013 30
Realized Gain/Loss	\$48,784.39	\$118,501.90

Unrealized Gain/Loss	To-Date Value
	\$477,740.69

Cost Summary	Cost
Equity	1,764,066.28
Cash & Fixed Income	239,524 67
Total	\$2,003,590.95



T/W LINDA NEVILLE ACCT. R73733009
For the Period 12/1/13 to 12/31/13

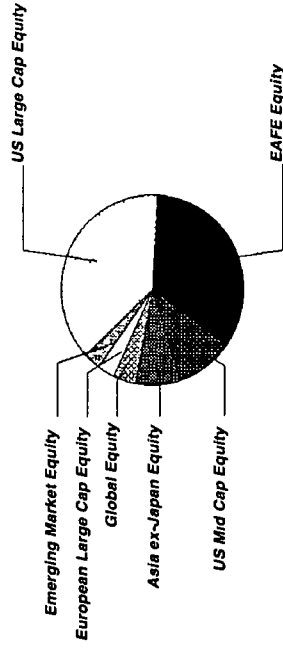
Equity Summary

Asset Categories	Beginning Market Value	Ending Market Value	Change In Value	Current Allocation
US Large Cap Equity	899,953.61	883,507.42	(16,446.19)	30%
US Mid Cap Equity	241,374.38	235,618.23	(5,756.15)	8%
EAFE Equity	745,381.49	744,198.70	(1,182.79)	26%
European Large Cap Equity	59,424.96	60,916.80	1,491.84	2%
Asia ex-Japan Equity	175,534.61	169,849.08	(5,685.53)	6%
Emerging Market Equity	55,500.82	55,180.89	(319.93)	2%
Global Equity	92,725.35	93,248.33	522.98	3%
Total Value	\$2,269,895.22	\$2,242,519.45	(\$27,375.77)	77%

Market Value/Cost

	Current Period Value
Market Value	(2,242,519.45)
Tax Cost	(1,764,066.28)
Unrealized Gain/Loss	478,453.17
Estimated Annual Income	28,745.05
Yield	1.28%

Asset Categories



Equity as a percentage of your portfolio - 77 %

J.P.Morgan



T/W LINDA NEVILLE ACCT. R73733009
For the Period 12/1/13 to 12/31/13

Equity Detail

	Price	Quantity	Value	Adjusted Tax Cost Original Cost	Unrealized Gain/Loss	Est Annual Inc Accrued Div.	Yield
US Large Cap Equity							
EDGEWOOD GROWTH FUND-INS 0075W0-75-9 EGFI X	18.74	3,542.888	66,393.72	41,380.93	25,012.79		
FMI LARGE CAP FUND LARGE CAP FD 302933-20-5 FMIH X	20.86	3,441.484	71,789.36	37,477.76	34,311.60	609.14	0.85%
HARTFORD CAPITAL APPREC-I 416649-30-9 ITHI X	46.69	3,213.095	150,019.41	109,408.13	40,611.28	703.66	0.47%
JPM GROWTH ADVANTAGE FD - SEL FUND 1567 4812A3-71-8 JGAS X	13.85	4,347.890	60,218.28	31,000.46	29,217.82		
JPM US LARGE CAP CORE PLUS FD - SEL FUND 1002 4812A2-38-9 JLPS X	27.74	3,290.803	91,286.88	62,473.55	28,813.33	378.44	0.41%
MANNING & NAPIER EQUITY SERI 563821-60-2 EXEY X	19.68	5,298.178	104,268.14	104,744.98	(476.84)	42.38	0.04%
NEUBERGER BER MU/C OPP-INS 64122Q-30-9 NMUL X	15.35	6,020.613	92,416.41	65,133.97	27,282.44	650.22	0.70%
SPDR S&P 500 ETF TRUST 78462F-10-3 SPY	184.69	1,338.000	247,115.22	171,086.69	76,028.53	4,483.63	1.81%
Total US Large Cap Equity			\$883,507.42	\$622,706.47	\$260,800.95	\$6,867.47	0.78%

J.P.Morgan



T/W LINDA NEVILLE ACCT. R73733009
For the Period 12/1/13 to 12/31/13

	Price	Quantity	Value	Adjusted Tax Cost Original Cost	Unrealized Gain/Loss	Est. Annual Inc Accrued Div	Yield
US Mid Cap Equity							
ASTON/FAIRPOINTE MID CAP-I 00078H-15-8 ABMI X	44.67	1,913.678	85,484.00	61,996.47	23,487.53	116.73	0.14%
ISHARES CORE S&P MID-CAP ETF 464287-50-7 IJH	133.81	693.000	92,730.33	58,879.25	33,851.08	1,197.50	1.29%
JPM MKT EXP ENH INDEX FD - SEL FUND 3708 4812C1-63-7 PGMI X	13.13	4,371.965	57,403.90	29,641.93	27,761.97	524.63	0.91%
Total US Mid Cap Equity			\$235,618.23	\$150,517.65	\$85,100.58	\$1,838.86	0.78%
EAFE Equity							
DODGE & COX INTL STOCK FUND 256206-10-3 DODF X	43.04	3,846.768	165,564.89	138,257.58	27,307.31	2,673.50	1.61%
ISHARES MSCI EAFE INDEX FUND 464287-46-5 EFA	67.10	3,570.000	239,529.15	227,003.67	12,525.48	6,079.71	2.54%
JPM INTL VALUE FD - INSTL FUND 1375 4812A0-57-3 JNUS X	15.35	6,793.948	104,287.10	97,217.35	7,069.75	2,160.47	2.07%
MFS INTL VALUE-I 55273E-82-2 MINI X	35.18	3,425.666	120,514.93	91,937.00	28,577.93	2,264.36	1.88%
OAKMARK INTERNATIONAL FD-I 413838-20-2 OAKI X	26.32	4,342.805	114,302.63	107,006.71	7,295.92	1,893.46	1.66%
Total EAFE Equity			\$744,198.70	\$661,422.31	\$82,776.39	\$15,071.50	2.03%

J.P.Morgan



T/W LINDA NEVILLE ACCT. R73733009
For the Period 12/1/13 to 12/31/13

	Price	Quantity	Value	Adjusted Tax Cost Original Cost	Unrealized Gain/Loss	Est. Annual Inc. Accrued Div	Yield
European Large Cap Equity							
VANGUARD FTSE EUROPE ETF 922042-87-4 VGK	58.80	1,036,000	60,916.80	54,196.11	6,720.69	1,687.64	2.77%
Asia ex-Japan Equity							
COLUMBIA ASIA PAX X-JPN-R5 19763P-57-2 TAPR X	13.51	6,402,112	86,492.53	75,971.64	10,520.89	1,120.36	1.30%
T ROWE PRICE NEW ASIA 77956H-50-0 PRAS X	16.01	5,206,530	83,356.55	70,673.58	12,682.97	780.97	0.94%
Total Asia ex-Japan Equity			\$169,849.08	\$146,645.22	\$23,203.86	\$1,901.33	1.12%
Emerging Market Equity							
DELAWARE EMERGING MARKETS-I 245914-81-7 DEMI X	16.27	1,859,182	30,248.89	27,441.52	2,807.37	286.31	0.95%
JPM CHINA REGION FD - SEL FUND 3810 4812A3-52-8 JCHS X	21.24	1,173,823	24,932.00	21,434.00	3,498.00	124.42	0.50%
Total Emerging Market Equity			\$55,180.89	\$48,875.52	\$6,305.37	\$410.73	0.75%



T/W LINDA NEVILLE ACCT R73733009
For the Period 12/1/13 to 12/31/13

		Price	Quantity	Value	Adjusted Tax Cost Original Cost	Unrealized Gain/Loss	Est Annual Inc Accrued Div.	Yield
Global Equity								
JPM GLOBAL RES ENH INDEX FD - SEL		17.83	5,229.856	93,248.33	79,703.00	13,545.33	967.52	1.04 %
FUND 3457								
46637K-51-3 JEIT X								




T/W LINDA NEVILLE ACCT. R73733009
For the Period 12/1/13 to 12/31/13

Alternative Assets Summary

Asset Categories	Beginning Estimated Value	Ending Estimated Value	Change In Value	Current Allocation
Hedge Funds	301,474.75	296,644.55	(4,830.20)	10%
Hard Assets	116,504.17	116,183.33	(320.84)	4%
Total Value	\$417,978.92	\$412,827.88	(\$5,151.04)	14%

Asset Categories



Alternative Assets as a percentage of your portfolio - 14 %

Alternative Assets Detail

	Price	Quantity	Estimated Value	Cost
Hedge Funds				
EATON VANCE FLOATING-RATE ADVANTAGE I 277923-63-7 EIFA X	11.20	2,629 970	29,455 66	28,824 47
EATON VANCE GLOBAL MACRO-I 277923-72-8 EIGM X	9 42	5,496 041	51,772 71	56,891 75

J.P.Morgan



T/W LINDA NEVILLE ACCT. R73733009
For the Period 12/1/13 to 12/31/13

	Price	Quantity	Estimated Value	Cost
Hedge Funds				
EQUINOX FDS TR EQNX CB STGY I 29446A-81-9 EBSI X	10.50	3,810 667	40,012.00	40,012.00
GATEWAY FUND-Y 367829-88-4 GTEY X	28 99	2,038.629	59,099 85	56,280 14
INV BALANCED-RISK ALLOC-Y 00141V-69-7 ABRY X	11 89	4,165 998	49,533.72	51,548.15
PIMCO UNCONSTRAINED BOND-P 72201M-45-3 PUCP X	11.09	6,020 794	66,770 61	69,723 46
Total Hedge Funds			\$296,644.55	\$303,279.97

	Price	Quantity	Estimated Value	Cost	Est Annual Income Accrued Income
Hard Assets					
INV BALANCE RISK COMM STR-Y BLRSK CMD FD Y 00888Y-50-8 BRCY X	8.88	13,083.708	116,183.33	(16,445.00)	2,983.08

J.P.Morgan



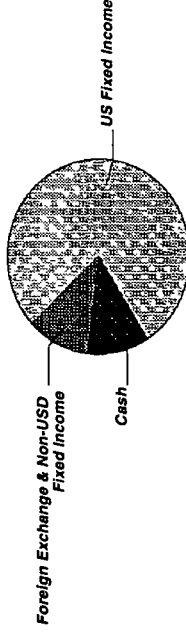
T/W LINDA NEVILLE ACCT. R73733009
For the Period 12/1/13 to 12/31/13

Cash & Fixed Income Summary

Asset Categories	Beginning Market Value	Ending Market Value	Change In Value	Current Allocation
Cash	58,295.68	12,069.51	(46,226.17)	1%
US Fixed Income	210,275.26	209,215.27	(1,059.99)	7%
Foreign Exchange & Non-USD Fixed Income	24,565.38	24,424.50	(140.88)	1%
Total Value	\$293,136.32	\$245,709.28	(\$47,427.04)	9%

Market Value/Cost

	Current Period Value
Market Value	(245,709.28)
Tax Cost	(239,524.67)
Unrealized Gain/Loss	6,184.61
Estimated Annual Income	6,099.98
Yield	2.48%



SUMMARY BY MATURITY

Cash & Fixed Income	Market Value	% of Bond Portfolio
0-6 months ¹	245,709.28	100%

¹ The years indicate the number of years until the bond is scheduled to mature based on the statement end date. Some bonds may be called, or paid in full, before their stated maturity.

SUMMARY BY TYPE

Cash & Fixed Income	Market Value	% of Bond Portfolio
Cash	12,069.51	4%
International Bonds	24,424.50	9%
Mutual Funds	209,215.27	87%
Total Value	\$245,709.28	100%

Cash & Fixed Income as a percentage of your portfolio - 9 %

J.P.Morgan



T/W LINDA NEVILLE ACCT. R73733009
For the Period 12/1/13 to 12/31/13

Cash & Fixed Income Detail

	Price	Quantity	Value	Adjusted Tax Cost Original Cost	Unrealized Gain/Loss	Est. Annual Income Accrued Interest	Yield
Cash							
US DOLLAR	1.00	117.63	117.63	117.63			
JPM US GOVT PREMIER SWEEP FD #1086							
7-Day Annualized Yield .01%	1.00	11,951.88	11,951.88	11,951.88		1.19	0.01%
Total Cash			\$12,069.51	\$12,069.51	\$0.00	\$1.19	0.01%
US Fixed Income							
DOUBLELINE TOTAL RET BD-I							
258620-10-3	10.78	4,813.75	51,892.21	53,535.00	(1,642.79)	2,681.25	5.17%
JPM STRAT INCOME OPPORT FD - SEL							
FUND 3844	11.89	4,266.49	50,728.61	43,219.58	7,509.03	1,318.34	2.60%
4812A4-35-1							
JPM SHORT DURATION BOND FD - SEL							
FUND 3133	10.89	9,788.29	106,594.45	105,201.89	1,392.56	1,017.98	0.96%
4812C1-33-0							
Total US Fixed Income			\$209,215.27	\$201,956.47	\$7,258.80	\$5,017.57	2.40%
Foreign Exchange & Non-USD Fixed Income							
DREYFUS EMG MKT DEBT LOC C-I	13.87	1,760.96	24,424.50	25,498.69	(1,074.19)	1,081.22	4.43%
261980-49-4							

J.P.Morgan



T/W LINDA NEVILLE ACCT. R73733108
For the Period 12/1/13 to 12/31/13

Account Summary

INCOME

Asset Allocation	Beginning Market Value	Ending Market Value	Change In Value	Estimated Annual Income	Current Allocation
Cash & Fixed Income	21,588.82	23,512.63	1,923.81	2.33	100%
Market Value	\$21,588.82	\$23,512.63	\$1,923.81	\$2.33	100%
Accruals	164.55	254.15	89.60		
Market Value with Accruals	\$21,753.37	\$23,766.78	\$2,013.41		

INCOME

Portfolio Activity	Current Period Value	Year-to-Date Value
Beginning Market Value	21,588.82	2,424.18
Withdrawals & Fees	(24,421.95)	(26,883.81)
Net Additions/Withdrawals	(\$24,421.95)	(\$26,883.81)
Income	26,345.76	47,972.26
Ending Market Value	\$23,512.63	\$23,512.63
Accruals	254.15	254.15
Market Value with Accruals	\$23,766.78	\$23,766.78

Tax Summary

	Current Period Value	Year-to-Date Value
Domestic Dividends/Distributions	26,345.76	47,972.26
Taxable Income	\$26,345.76	\$47,972.26

J.P. Morgan



T/W LINDA NEVILLE ACCT. R73733108
For the Period 12/1/13 to 12/31/13

Account Summary CONTINUED

Cost Summary	Cost
Cash & Fixed Income	23,512.63
Total	\$23,512.63



T/W LINDA NEVILLE ACCT R73733108
For the Period 12/1/13 to 12/31/13

Cash & Fixed Income Summary

Asset Categories	Beginning Market Value	Ending Market Value	Change In Value	Current Allocation
Cash	21,588.82	(23,512.63)	1,923.81	100%
US Fixed Income	0.00	0.00	0.00	
Total Value	\$21,588.82	\$23,512.63	\$1,923.81	100%

Market Value/Cost	Current Period Value
Market Value	23,512.63
Tax Cost	23,512.63
Estimated Annual Income	2.33
Accrued Interest	254.15
Yield	

SUMMARY BY MATURITY

Cash & Fixed Income	Market Value	% of Bond Portfolio
0-6 months ¹	23,512.63	100%

¹ The years indicate the number of years until the bond is scheduled to mature based on the statement end date. Some bonds may be called, or paid in full, before their stated maturity

SUMMARY BY TYPE

Cash & Fixed Income	Market Value	% of Bond Portfolio
Cash	23,512.63	100%

JP.Morgan



T/W LINDA NEVILLE ACCT R73733108
For the Period 12/1/13 to 12/31/13

Cash & Fixed Income Detail

	Price	Quantity	Value	Adjusted Tax Cost Original Cost	Unrealized Gain/Loss	Est. Annual Income Accrued Interest	Yield
Cash							
US DOLLAR	1.00	160.63	160.63	160.63			
JPM US GOVT PREMIER SWEEP FD #1086	1.00	23,352.00	23,352.00	23,352.00		2.33	0.01%
7-Day Annualized Yield: .01%						1.91	
Total Cash			\$23,512.63	\$23,512.63	\$0.00	\$2.33 \$1.91	0.01%
US Fixed Income							
JPM STRAT INCOME OPPORT FD - SEL	11.89			0.00		115.20	2.48%
FUND 3844 4812A4-35-1							
JPM SHORT DURATION BOND FD - SEL	10.89			0.00		137.04	0.96%
FUND 3133 4812C1-33-0							
Total US Fixed Income			\$0.00	\$0.00	\$0.00	\$0.00 \$252.24	0.00%

J.P.Morgan