




See a Social Security Number? Say Something!
Report Privacy Problems to <https://public.resource.org/privacy>
Or call the IRS Identity Theft Hotline at 1-800-908-4490



Form 990-PF



Department of the Treasury
Internal Revenue Service

Return of Private Foundation

or Section 4947(a)(1) Trust Treated as Private Foundation

Do not enter Social Security numbers on this form as it may be made public. By law, the IRS cannot redact the information on the form.

Information about Form 990-PF and its instructions is at www.irs.gov/form990pf.




OMB No 1545-0052

2013

Open to Public Inspection

For calendar year 2013, or tax year beginning 01-01-2013 , and ending 12-31-2013

Name of foundation THOMAS A & MARY S JAMES FOUNDATION INC		A Employer identification number 59-3288143	
Number and street (or P O box number if mail is not delivered to street address) 880 CARILLON PARKWAY		Room/suite	B Telephone number (see instructions) (727) 567-5002
City or town, state or province, country, and ZIP or foreign postal code ST PETERSBURG, FL 33716		C If exemption application is pending, check here <input type="checkbox"/>	
G Check all that apply <div><input type="checkbox"/> Initial return <input type="checkbox"/> Final return <input type="checkbox"/> Address change</div> <div><input type="checkbox"/> Initial return of a former public charity <input type="checkbox"/> Amended return <input type="checkbox"/> Name change</div>		D 1. Foreign organizations, check here <input type="checkbox"/> 2. Foreign organizations meeting the 85% test, check here and attach computation <input type="checkbox"/>	
H Check type of organization <input checked="" type="checkbox"/> Section 501(c)(3) exempt private foundation <input type="checkbox"/> Section 4947(a)(1) nonexempt charitable trust <input type="checkbox"/> Other taxable private foundation		E If private foundation status was terminated under section 507(b)(1)(A), check here <input type="checkbox"/>	
I Fair market value of all assets at end of year (<i>from Part II, col. (c), line 16</i>)▶\$ 12,348,774	J Accounting method <input checked="" type="checkbox"/> Cash <input type="checkbox"/> Accrual <input type="checkbox"/> Other (specify) _____ (<i>Part I, column (d) must be on cash basis.</i>)		F If the foundation is in a 60-month termination under section 507(b)(1)(B), check here <input type="checkbox"/>

Part I Analysis of Revenue and Expenses <small>(The total of amounts in columns (b), (c), and (d) may not necessarily equal the amounts in column (a) (see instructions))</small>		(a) Revenue and expenses per books	(b) Net investment income	(c) Adjusted net income	(d) Disbursements for charitable purposes (cash basis only)
Revenue	1 Contributions, gifts, grants, etc , received (attach schedule)	1,953,800			
	2 Check <input type="checkbox"/> if the foundation is not required to attach Sch B				
	3 Interest on savings and temporary cash investments	55	55		
	4 Dividends and interest from securities.	150,950	150,950		
	5a Gross rents				
	b Net rental income or (loss) _____				
	6a Net gain or (loss) from sale of assets not on line 10	353,273			
	b Gross sales price for all assets on line 6a 1,415,030				
	7 Capital gain net income (from Part IV , line 2)		353,273		
	8 Net short-term capital gain				
	9 Income modifications				
	10a Gross sales less returns and allowances				
	b Less Cost of goods sold				
Operating and Administrative Expenses	c Gross profit or (loss) (attach schedule)				
	11 Other income (attach schedule)				
	12 Total. Add lines 1 through 11	2,458,078	504,278		
	13 Compensation of officers, directors, trustees, etc				
	14 Other employee salaries and wages				
	15 Pension plans, employee benefits				
	16a Legal fees (attach schedule)				
	b Accounting fees (attach schedule)	 5,675			
	c Other professional fees (attach schedule)	 24,620	24,620		
	17 Interest				
	18 Taxes (attach schedule) (see instructions)	 26,838	1,890		
	19 Depreciation (attach schedule) and depletion				
	20 Occupancy				
	21 Travel, conferences, and meetings				
	22 Printing and publications				
	23 Other expenses (attach schedule)	 61			
	24 Total operating and administrative expenses.				
	Add lines 13 through 23	57,194	26,510		0
	25 Contributions, gifts, grants paid	520,750			520,750
	26 Total expenses and disbursements. Add lines 24 and 25	577,944	26,510		520,750
	27 Subtract line 26 from line 12				
	a Excess of revenue over expenses and disbursements	1,880,134			
	b Net investment income (if negative, enter -0-)		477,768		
	c Adjusted net income (if negative, enter -0-)				

Part II Balance Sheets		Attached schedules and amounts in the description column should be for end-of-year amounts only (See instructions)	Beginning of year	End of year	
			(a) Book Value	(b) Book Value	(c) Fair Market Value
Assets	1	Cash—non-interest-bearing			
	2	Savings and temporary cash investments	220,661	125,628	125,628
	3	Accounts receivable ▶ _____ Less allowance for doubtful accounts ▶ _____			
	4	Pledges receivable ▶ _____ Less allowance for doubtful accounts ▶ _____			
	5	Grants receivable			
	6	Receivables due from officers, directors, trustees, and other disqualified persons (attach schedule) (see instructions)			
	7	Other notes and loans receivable (attach schedule) ▶ _____ Less allowance for doubtful accounts ▶ _____			
	8	Inventories for sale or use			
	9	Prepaid expenses and deferred charges		16,822	16,822
	10a	Investments—U S and state government obligations (attach schedule)			
	b	Investments—corporate stock (attach schedule)	6,354,828	8,308,447	12,197,333
	c	Investments—corporate bonds (attach schedule).			
	11	Investments—land, buildings, and equipment basis ▶ _____ Less accumulated depreciation (attach schedule) ▶ _____			
	12	Investments—mortgage loans			
	13	Investments—other (attach schedule)			
	14	Land, buildings, and equipment basis ▶ _____ Less accumulated depreciation (attach schedule) ▶ _____			
15	Other assets (describe ▶ _____)	4,265	8,991	8,991	
16	Total assets (to be completed by all filers—see the instructions Also, see page 1, item I)	6,579,754	8,459,888	12,348,774	
Liabilities	17	Accounts payable and accrued expenses			
	18	Grants payable			
	19	Deferred revenue			
	20	Loans from officers, directors, trustees, and other disqualified persons			
	21	Mortgages and other notes payable (attach schedule)			
	22	Other liabilities (describe ▶ _____)			
	23	Total liabilities (add lines 17 through 22)		0	
Net Assets or Fund Balances	Foundations that follow SFAS 117, check here ▶ <input type="checkbox"/> and complete lines 24 through 26 and lines 30 and 31.				
	24	Unrestricted			
	25	Temporarily restricted			
	26	Permanently restricted			
	Foundations that do not follow SFAS 117, check here ▶ <input checked="" type="checkbox"/> and complete lines 27 through 31.				
	27	Capital stock, trust principal, or current funds			
	28	Paid-in or capital surplus, or land, bldg , and equipment fund	3,614,451	5,568,251	
	29	Retained earnings, accumulated income, endowment, or other funds	2,965,303	2,891,637	
	30	Total net assets or fund balances (see page 17 of the instructions)	6,579,754	8,459,888	
31	Total liabilities and net assets/fund balances (see page 17 of the instructions)	6,579,754	8,459,888		

Part III Analysis of Changes in Net Assets or Fund Balances		
1	Total net assets or fund balances at beginning of year—Part II, column (a), line 30 (must agree with end-of-year figure reported on prior year’s return)	1 6,579,754
2	Enter amount from Part I, line 27a	2 1,880,134
3	Other increases not included in line 2 (itemize) ▶ _____	3
4	Add lines 1, 2, and 3	4 8,459,888
5	Decreases not included in line 2 (itemize) ▶ _____	5
6	Total net assets or fund balances at end of year (line 4 minus line 5)—Part II, column (b), line 30	6 8,459,888

Part IV Capital Gains and Losses for Tax on Investment Income

(a) List and describe the kind(s) of property sold (e g , real estate, 2-story brick warehouse, or common stock, 200 shs MLC Co)		(b) How acquired P—Purchase D—Donation	(c) Date acquired (mo , day, yr)	(d) Date sold (mo , day, yr)
1 a Capital Gain Dividends				
b				
c				
d				
e				
(e) Gross sales price	(f) Depreciation allowed (or allowable)	(g) Cost or other basis plus expense of sale	(h) Gain or (loss) (e) plus (f) minus (g)	
a				
b			78,539	
c				
d				
e				
Complete only for assets showing gain in column (h) and owned by the foundation on 12/31/69			(i) Gains (Col (h) gain minus col (k), but not less than -0-) or Losses (from col (h))	
(i) F M V as of 12/31/69	(j) Adjusted basis as of 12/31/69	(k) Excess of col (i) over col (j), if any		
a				
b				
c				
d				
e				
2 Capital gain net income or (net capital loss) { If gain, also enter in Part I, line 7 If (loss), enter -0- in Part I, line 7 }			2	353,273
3 Net short-term capital gain or (loss) as defined in sections 1222(5) and (6) If gain, also enter in Part I, line 8, column (c) (see instructions) If (loss), enter -0- in Part I, line 8 }			3	36,798

Part V Qualification Under Section 4940(e) for Reduced Tax on Net Investment Income

(For optional use by domestic private foundations subject to the section 4940(a) tax on net investment income)

If section 4940(d)(2) applies, leave this part blank

Was the foundation liable for the section 4942 tax on the distributable amount of any year in the base period? ☐ Yes ☒ No

If "Yes," the foundation does not qualify under section 4940(e) Do not complete this part

1 Enter the appropriate amount in each column for each year, see page 18 of the instructions before making any entries

(a) Base period years Calendar year (or tax year beginning in)	(b) Adjusted qualifying distributions	(c) Net value of noncharitable-use assets	(d) Distribution ratio (col (b) divided by col (c))
2012	419,454	7,962,385	0 05268
2011	353,226	6,680,124	0 05288
2010	303,950	5,750,818	0 05285
2009	282,201	4,730,135	0 05966
2008	260,500	6,180,561	0 04215

2 Total of line 1, column (d).	2	0 26022
3 Average distribution ratio for the 5-year base period—divide the total on line 2 by 5, or by the number of years the foundation has been in existence if less than 5 years	3	0 05204
4 Enter the net value of noncharitable-use assets for 2013 from Part X, line 5.	4	9,458,688
5 Multiply line 4 by line 3.	5	492,258
6 Enter 1% of net investment income (1% of Part I, line 27b).	6	4,778
7 Add lines 5 and 6.	7	497,036
8 Enter qualifying distributions from Part XII, line 4.	8	520,750

If line 8 is equal to or greater than line 7, check the box in Part VI, line 1b, and complete that part using a 1% tax rate See
the Part VI instructions

Part VI Excise Tax Based on Investment Income (Section 4940(a), 4940(b), 4940(e), or 4948—see page 18 of the instructions)

1a Exempt operating foundations described in section 4940(d)(2), check here <input type="checkbox"/> and enter "N/A" on line 1		1	4,778
Date of ruling or determination letter _____ (attach copy of letter if necessary—see instructions)			
b Domestic foundations that meet the section 4940(e) requirements in Part V, check here <input checked="" type="checkbox"/> and enter 1% of Part I, line 27b			
c All other domestic foundations enter 2% of line 27b Exempt foreign organizations enter 4% of Part I, line 12, col (b)			
2 Tax under section 511 (domestic section 4947(a)(1) trusts and taxable foundations only Others enter -0-)		2	
3 Add lines 1 and 2.		3	4,778
4 Subtitle A (income) tax (domestic section 4947(a)(1) trusts and taxable foundations only Others enter -0-)		4	
5 Tax based on investment income. Subtract line 4 from line 3 If zero or less, enter -0-		5	4,778
6 Credits/Payments			
a 2013 estimated tax payments and 2012 overpayment credited to 2013	6a	21,600	
b Exempt foreign organizations—tax withheld at source	6b		
c Tax paid with application for extension of time to file (Form 8868)	6c		
d Backup withholding erroneously withheld	6d		
7 Total credits and payments Add lines 6a through 6d.		7	21,600
8 Enter any penalty for underpayment of estimated tax Check here <input checked="" type="checkbox"/> if Form 2220 is attached		8	
9 Tax due. If the total of lines 5 and 8 is more than line 7, enter amount owed		9	
10 Overpayment. If line 7 is more than the total of lines 5 and 8, enter the amount overpaid.		10	16,822
11 Enter the amount of line 10 to be Credited to 2014 estimated tax 16,822 Refunded		11	

Part VII-A Statements Regarding Activities

1a During the tax year, did the foundation attempt to influence any national, state, or local legislation or did it participate or intervene in any political campaign?	1a	Yes	No
b Did it spend more than \$100 during the year (either directly or indirectly) for political purposes (see page 19 of the instructions for definition)?	1b		No
If the answer is "Yes" to 1a or 1b, attach a detailed description of the activities and copies of any materials published or distributed by the foundation in connection with the activities.			
c Did the foundation file Form 1120-POL for this year?.	1c		No
d Enter the amount (if any) of tax on political expenditures (section 4955) imposed during the year (1) On the foundation \$ _____ (2) On foundation managers \$ _____			
e Enter the reimbursement (if any) paid by the foundation during the year for political expenditure tax imposed on foundation managers \$ _____			
2 Has the foundation engaged in any activities that have not previously been reported to the IRS?	2		No
If "Yes," attach a detailed description of the activities.			
3 Has the foundation made any changes, not previously reported to the IRS, in its governing instrument, articles of incorporation, or bylaws, or other similar instruments? If "Yes," attach a conformed copy of the changes	3		No
4a Did the foundation have unrelated business gross income of \$1,000 or more during the year?.	4a		No
b If "Yes," has it filed a tax return on Form 990-T for this year?.	4b		No
5 Was there a liquidation, termination, dissolution, or substantial contraction during the year?	5		No
If "Yes," attach the statement required by General Instruction T.			
6 Are the requirements of section 508(e) (relating to sections 4941 through 4945) satisfied either			
• By language in the governing instrument, or			
• By state legislation that effectively amends the governing instrument so that no mandatory directions that conflict with the state law remain in the governing instrument?	6	Yes	
7 Did the foundation have at least \$5,000 in assets at any time during the year? If "Yes," complete Part II, col. (c), and Part XV.	7	Yes	
8a Enter the states to which the foundation reports or with which it is registered (see instructions) FL _____			
b If the answer is "Yes" to line 7, has the foundation furnished a copy of Form 990-PF to the Attorney General (or designate) of each state as required by General Instruction G? If "No," attach explanation .	8b	Yes	
9 Is the foundation claiming status as a private operating foundation within the meaning of section 4942(j)(3) or 4942(j)(5) for calendar year 2013 or the taxable year beginning in 2013 (see instructions for Part XIV)? If "Yes," complete Part XIV	9		No
10 Did any persons become substantial contributors during the tax year? If "Yes," attach a schedule listing their names and addresses.	10		No

Part VII-A

Statements Regarding Activities *(continued)*

11	At any time during the year, did the foundation, directly or indirectly, own a controlled entity within the meaning of section 512(b)(13)? If "Yes," attach schedule (see instructions).	11		No
12	Did the foundation make a distribution to a donor advised fund over which the foundation or a disqualified person had advisory privileges? If "Yes," attach statement (see instructions)	12		No
13	Did the foundation comply with the public inspection requirements for its annual returns and exemption application?	13	Yes	
Website address ▶N/A				
14	The books are in care of ▶THOMAS A JAMES Telephone no ▶(727) 567-5002 Located at ▶880 CARILLON ST PETE FL ST PETERSBURG FL ZIP +4 ▶337161102			
15	Section 4947(a)(1) nonexempt charitable trusts filing Form 990-PF in lieu of Form 1041 —Check here ▶ <input type="checkbox"/> and enter the amount of tax-exempt interest received or accrued during the year ▶	15		
16	At any time during calendar year 2013, did the foundation have an interest in or a signature or other authority over a bank, securities, or other financial account in a foreign country?	16	Yes	No
See instructions for exceptions and filing requirements for Form TD F 90-22.1 If "Yes", enter the name of the foreign country ▶				

Part VII-B

Statements Regarding Activities for Which Form 4720 May Be Required

File Form 4720 if any item is checked in the "Yes" column, unless an exception applies.			Yes	No
1a	During the year did the foundation (either directly or indirectly) (1) Engage in the sale or exchange, or leasing of property with a disqualified person? <input type="checkbox"/> Yes <input checked="" type="checkbox"/> No (2) Borrow money from, lend money to, or otherwise extend credit to (or accept it from) a disqualified person?. <input type="checkbox"/> Yes <input checked="" type="checkbox"/> No (3) Furnish goods, services, or facilities to (or accept them from) a disqualified person? <input type="checkbox"/> Yes <input checked="" type="checkbox"/> No (4) Pay compensation to, or pay or reimburse the expenses of, a disqualified person? <input type="checkbox"/> Yes <input checked="" type="checkbox"/> No (5) Transfer any income or assets to a disqualified person (or make any of either available for the benefit or use of a disqualified person)?. <input type="checkbox"/> Yes <input checked="" type="checkbox"/> No (6) Agree to pay money or property to a government official? (Exception. Check "No" if the foundation agreed to make a grant to or to employ the official for a period after termination of government service, if terminating within 90 days). <input type="checkbox"/> Yes <input checked="" type="checkbox"/> No			
b	If any answer is "Yes" to 1a(1)–(6), did any of the acts fail to qualify under the exceptions described in Regulations section 53.4941(d)-3 or in a current notice regarding disaster assistance (see page 20 of the instructions)?. . . Organizations relying on a current notice regarding disaster assistance check here. ▶ <input type="checkbox"/>	1b		No
c	Did the foundation engage in a prior year in any of the acts described in 1a, other than excepted acts, that were not corrected before the first day of the tax year beginning in 2013?.	1c		No
2	Taxes on failure to distribute income (section 4942) (does not apply for years the foundation was a private operating foundation defined in section 4942(j)(3) or 4942(j)(5))			
a	At the end of tax year 2013, did the foundation have any undistributed income (lines 6d and 6e, Part XIII) for tax year(s) beginning before 2013?. <input type="checkbox"/> Yes <input checked="" type="checkbox"/> No If "Yes," list the years ▶ 20____, 20____, 20____, 20____			
b	Are there any years listed in 2a for which the foundation is not applying the provisions of section 4942(a)(2) (relating to incorrect valuation of assets) to the year's undistributed income? (If applying section 4942(a)(2) to all years listed, answer "No" and attach statement—see instructions).	2b		No
c	If the provisions of section 4942(a)(2) are being applied to any of the years listed in 2a, list the years here ▶ 20____, 20____, 20____, 20____			
3a	Did the foundation hold more than a 2% direct or indirect interest in any business enterprise at any time during the year?. <input type="checkbox"/> Yes <input checked="" type="checkbox"/> No			
b	If "Yes," did it have excess business holdings in 2013 as a result of (1) any purchase by the foundation or disqualified persons after May 26, 1969, (2) the lapse of the 5-year period (or longer period approved by the Commissioner under section 4943(c)(7)) to dispose of holdings acquired by gift or bequest, or (3) the lapse of the 10-, 15-, or 20-year first phase holding period? (<i>Use Schedule C, Form 4720, to determine if the foundation had excess business holdings in 2013.</i>).	3b		No
4a	Did the foundation invest during the year any amount in a manner that would jeopardize its charitable purposes?	4a		No
b	Did the foundation make any investment in a prior year (but after December 31, 1969) that could jeopardize its charitable purpose that had not been removed from jeopardy before the first day of the tax year beginning in 2013?	4b		No

Part VII-B

Statements Regarding Activities for Which Form 4720 May Be Required (continued)

5a

During the year did the foundation pay or incur any amount to

(1)

Carry on propaganda, or otherwise attempt to influence legislation (section 4945(e))?

YesNo

(2)

Influence the outcome of any specific public election (see section 4955), or to carry on, directly or indirectly, any voter registration drive?

YesNo

(3)

Provide a grant to an individual for travel, study, or other similar purposes?

YesNo

(4)

Provide a grant to an organization other than a charitable, etc , organization described in section 509(a)(1), (2), or (3), or section 4940(d)(2)? (see instructions).

YesNo

(5)

Provide for any purpose other than religious, charitable, scientific, literary, or educational purposes, or for the prevention of cruelty to children or animals?

YesNo

b

If any answer is "Yes" to 5a(1)–(5), did **any** of the transactions fail to qualify under the exceptions described in Regulations section 53.4945 or in a current notice regarding disaster assistance (see instructions)?

5b

No

Organizations relying on a current notice regarding disaster assistance check here.

c

If the answer is "Yes" to question 5a(4), does the foundation claim exemption from the tax because it maintained expenditure responsibility for the grant?

YesNo

If "Yes," attach the statement required by Regulations section 53.4945–5(d).

6a

Did the foundation, during the year, receive any funds, directly or indirectly, to pay premiums on a personal benefit contract?

YesNo

b

Did the foundation, during the year, pay premiums, directly or indirectly, on a personal benefit contract?

6b

No

If "Yes" to 6b, file Form 8870.

7a

At any time during the tax year, was the foundation a party to a prohibited tax shelter transaction?

YesNo

b

If yes, did the foundation receive any proceeds or have any net income attributable to the transaction?

7b

No

Part VIII

Information About Officers, Directors, Trustees, Foundation Managers, Highly Paid Employees, and Contractors

1

List all officers, directors, trustees, foundation managers and their compensation (see instructions).

(a) Name and address	(b) Title, and average hours per week devoted to position	(c) Compensation (If not paid, enter -0-)	(d) Contributions to employee benefit plans and deferred compensation	(e) Expense account, other allowances
THOMAS A JAMES	President	0		
9341 SILVERTHORN LARGO, FL 33777	1 00			
MARY S JAMES	Secretary	0		
9341 SILVERTHORN LARGO, FL 33777	0 00			
HUNT JAMES	Trustee	0		
4609 SYLVAN RAMBLE TAMPA, FL 33609	0 00			
COURT JAMES	Trustee	0		
202 TOLEDO WAY E ST PETERSBURG, FL 33704	0 00			

2

Compensation of five highest-paid employees (other than those included on line 1—see instructions). If none, enter "NONE."

(a) Name and address of each employee paid more than \$50,000	(b) Title, and average hours per week devoted to position	(c) Compensation	(d) Contributions to employee benefit plans and deferred compensation	(e) Expense account, other allowances
NONE				

Total number of other employees paid over \$50,000.

Form 990-PF (2013)

Part VIII

Information About Officers, Directors, Trustees, Foundation Managers, Highly Paid Employees, and Contractors (continued)

3 Five highest-paid independent contractors for professional services (see instructions). If none, enter "NONE".

(a) Name and address of each person paid more than \$50,000	(b) Type of service	(c) Compensation
NONE		
Total number of others receiving over \$50,000 for professional services.		

Part IX-A

Summary of Direct Charitable Activities

List the foundation's four largest direct charitable activities during the tax year. Include relevant statistical information such as the number of organizations and other beneficiaries served, conferences convened, research papers produced, etc	Expenses
1	
2	
3	
4	

Part IX-B

Summary of Program-Related Investments (see instructions)

Describe the two largest program-related investments made by the foundation during the tax year on lines 1 and 2	Amount
1	
2	
All other program-related investments. See page 24 of the instructions	
3	
Total. Add lines 1 through 3	

Part X

Minimum Investment Return (All domestic foundations must complete this part. Foreign foundations, see instructions.)

1	Fair market value of assets not used (or held for use) directly in carrying out charitable, etc , purposes		
a	Average monthly fair market value of securities.	1a	9,420,484
b	Average of monthly cash balances.	1b	174,118
c	Fair market value of all other assets (see instructions).	1c	8,127
d	Total (add lines 1a, b, and c).	1d	9,602,729
e	Reduction claimed for blockage or other factors reported on lines 1a and 1c (attach detailed explanation).	1e	0
2	Acquisition indebtedness applicable to line 1 assets.	2	
3	Subtract line 2 from line 1d.	3	9,602,729
4	Cash deemed held for charitable activities Enter 1 1/2% of line 3 (for greater amount, see instructions).	4	144,041
5	Net value of noncharitable-use assets. Subtract line 4 from line 3 Enter here and on Part V, line 4	5	9,458,688
6	Minimum investment return. Enter 5% of line 5.	6	472,934

Part XI

Distributable Amount (see instructions) (Section 4942(j)(3) and (j)(5) private operating foundations and certain foreign organizations check here ☐ and do not complete this part.)

1	Minimum investment return from Part X, line 6.	1	472,934
2a	Tax on investment income for 2013 from Part VI, line 5.	2a	4,778
b	Income tax for 2013 (This does not include the tax from Part VI).	2b	
c	Add lines 2a and 2b.	2c	4,778
3	Distributable amount before adjustments Subtract line 2c from line 1.	3	468,156
4	Recoveries of amounts treated as qualifying distributions.	4	
5	Add lines 3 and 4.	5	468,156
6	Deduction from distributable amount (see instructions).	6	
7	Distributable amount as adjusted Subtract line 6 from line 5 Enter here and on Part XIII, line 1.	7	468,156

Part XII

Qualifying Distributions (see instructions)

1	Amounts paid (including administrative expenses) to accomplish charitable, etc , purposes		
a	Expenses, contributions, gifts, etc —total from Part I, column (d), line 26.	1a	520,750
b	Program-related investments—total from Part IX-B.	1b	
2	Amounts paid to acquire assets used (or held for use) directly in carrying out charitable, etc , purposes.	2	
3	Amounts set aside for specific charitable projects that satisfy the		
a	Suitability test (prior IRS approval required).	3a	
b	Cash distribution test (attach the required schedule).	3b	
4	Qualifying distributions. Add lines 1a through 3b Enter here and on Part V, line 8, and Part XIII, line 4	4	520,750
5	Foundations that qualify under section 4940(e) for the reduced rate of tax on net investment income Enter 1% of Part I, line 27b (see instructions).	5	4,778
6	Adjusted qualifying distributions. Subtract line 5 from line 4.	6	515,972
Note: The amount on line 6 will be used in Part V, column (b), in subsequent years when calculating whether the foundation qualifies for the section 4940(e) reduction of tax in those years			

Part XIII

Undistributed Income (see instructions)

	(a) Corpus	(b) Years prior to 2012	(c) 2012	(d) 2013
1 Distributable amount for 2013 from Part XI, line 7				468,156
2 Undistributed income, if any, as of the end of 2013				
a Enter amount for 2012 only.			122,272	
b Total for prior years 20____, 20____, 20____				
3 Excess distributions carryover, if any, to 2013				
a From 2008.				
b From 2009.				
c From 2010.				
d From 2011.				
e From 2012.				
f Total of lines 3a through e.				
4 Qualifying distributions for 2013 from Part XII, line 4 ▶ \$ 520,750				
a Applied to 2012, but not more than line 2a			122,272	
b Applied to undistributed income of prior years (Election required—see instructions).				
c Treated as distributions out of corpus (Election required—see instructions).	0			
d Applied to 2013 distributable amount.				398,478
e Remaining amount distributed out of corpus				
5 Excess distributions carryover applied to 2013 (If an amount appears in column (d), the same amount must be shown in column (a).)				
6 Enter the net total of each column as indicated below:				
a Corpus Add lines 3f, 4c, and 4e Subtract line 5				
b Prior years' undistributed income Subtract line 4b from line 2b.				
c Enter the amount of prior years' undistributed income for which a notice of deficiency has been issued, or on which the section 4942(a) tax has been previously assessed.				
d Subtract line 6c from line 6b Taxable amount—see instructions				
e Undistributed income for 2012 Subtract line 4a from line 2a Taxable amount—see instructions				
f Undistributed income for 2013 Subtract lines 4d and 5 from line 1 This amount must be distributed in 2014				69,678
7 Amounts treated as distributions out of corpus to satisfy requirements imposed by section 170(b)(1)(F) or 4942(g)(3) (see instructions).				
8 Excess distributions carryover from 2008 not applied on line 5 or line 7 (see instructions). . . .				
9 Excess distributions carryover to 2014. Subtract lines 7 and 8 from line 6a				
10 Analysis of line 9				
a Excess from 2009. . . .				
b Excess from 2010. . . .				
c Excess from 2011. . . .				
d Excess from 2012. . . .				
e Excess from 2013. . . .				

Part XIVPrivate Operating Foundations (see instructions and Part VII-A, question 9)

1a

If the foundation has received a ruling or determination letter that it is a private operating foundation, and the ruling is effective for 2013, enter the date of the ruling.

b

Check box to indicate whether the organization is a private operating foundation described in section 4942(j)(3) or 4942(j)(5)

☐ 4942(j)(3) or ☐ 4942(j)(5)

	Tax year	Prior 3 years			(e) Total
	(a) 2013	(b) 2012	(c) 2011	(d) 2010	
2a	Enter the lesser of the adjusted net income from Part I or the minimum investment return from Part X for each year listed				
b	85% of line 2a				
c	Qualifying distributions from Part XII, line 4 for each year listed				
d	Amounts included in line 2c not used directly for active conduct of exempt activities				
e	Qualifying distributions made directly for active conduct of exempt activities Subtract line 2d from line 2c				
3	Complete 3a, b, or c for the alternative test relied upon				
a	"Assets" alternative test—enter				
	(1) Value of all assets				
	(2) Value of assets qualifying under section 4942(j)(3)(B)(i)				
b	"Endowment" alternative test— enter 2/3 of minimum investment return shown in Part X, line 6 for each year listed. . .				
c	"Support" alternative test—enter				
	(1) Total support other than gross investment income (interest, dividends, rents, payments on securities loans (section 512(a)(5)), or royalties).				
	(2) Support from general public and 5 or more exempt organizations as provided in section 4942(j)(3)(B)(iii).				
	(3) Largest amount of support from an exempt organization				
	(4) Gross investment income				

Part XVSupplementary Information (Complete this part only if the organization had \$5,000 or more in assets at any time during the year—see instructions.)

1

Information Regarding Foundation Managers:

a

List any managers of the foundation who have contributed more than 2% of the total contributions received by the foundation before the close of any tax year (but only if they have contributed more than \$5,000) (See section 507(d)(2))

THOMAS A JAMES

b

List any managers of the foundation who own 10% or more of the stock of a corporation (or an equally large portion of the ownership of a partnership or other entity) of which the foundation has a 10% or greater interest

2

Information Regarding Contribution, Grant, Gift, Loan, Scholarship, etc., Programs:

Check here ☒ if the foundation only makes contributions to preselected charitable organizations and does not accept unsolicited requests for funds If the foundation makes gifts, grants, etc (see instructions) to individuals or organizations under other conditions, complete items 2a, b, c, and d

a

The name, address, and telephone number of the person to whom applications should be addressed

b

The form in which applications should be submitted and information and materials they should include

c

Any submission deadlines

d

Any restrictions or limitations on awards, such as by geographical areas, charitable fields, kinds of institutions, or other factors

3 Grants and Contributions Paid During the Year or Approved for Future Payment

Form **990-PF** (2013)

Enter gross amounts unless otherwise indicated

Part XVI-B Relationship of Activities to the Accomplishment of Exempt Purposes

Form **990-PF** (2013)

<div>Schedule B</div> <div>(Form 990, 990-EZ, or 990-PF)</div> <div>Department of the Treasury Internal Revenue Service</div>	<div>Schedule of Contributors</div> <div>▶ Attach to Form 990, 990-EZ, or 990-PF.</div> <div>▶ Information about Schedule B (Form 990, 990-EZ, or 990-PF) and its instructions is at www.irs.gov/form990.</div>	<div>OMB No 1545-0047</div> <div>2013</div>
---	--	---

<div>Name of the organization</div> <div>THOMAS A & MARY S JAMES FOUNDATION INC</div>	<div>Employer identification number</div> <div>59-3288143</div>
---	---

Organization type (check one)

Filers of:	Section:
Form 990 or 990-EZ	<div><input type="checkbox"/> 501(c)() (enter number) organization</div> <div><input type="checkbox"/> 4947(a)(1) nonexempt charitable trust not treated as a private foundation</div> <div><input type="checkbox"/> 527 political organization</div>
Form 990-PF	<div><input checked="" type="checkbox"/> 501(c)(3) exempt private foundation</div> <div><input type="checkbox"/> 4947(a)(1) nonexempt charitable trust treated as a private foundation</div> <div><input type="checkbox"/> 501(c)(3) taxable private foundation</div>

Check if your organization is covered by the **General Rule** or a **Special Rule**.
Note. Only a section 501(c)(7), (8), or (10) organization can check boxes for both the General Rule and a Special Rule. See instructions.

General Rule

☒ For an organization filing Form 990, 990-EZ, or 990-PF that received, during the year, \$5,000 or more (in money or property) from any one contributor. Complete Parts I and II.

Special Rules

- ☐ For a section 501(c)(3) organization filing Form 990 or 990-EZ that met the 33¹/₃% support test of the regulations under sections 509(a)(1) and 170(b)(1)(A)(vi) and received from any one contributor, during the year, a contribution of the greater of **(1)** \$5,000 or **(2)** 2% of the amount on (i) Form 990, Part VIII, line 1h, or (ii) Form 990-EZ, line 1. Complete Parts I and II.
- ☐ For a section 501(c)(7), (8), or (10) organization filing Form 990 or 990-EZ that received from any one contributor, during the year, total contributions of more than \$1,000 for use *exclusively* for religious, charitable, scientific, literary, or educational purposes, or for the prevention of cruelty to children or animals. Complete Parts I, II, and III.
- ☐ For a section 501(c)(7), (8), or (10) organization filing Form 990 or 990-EZ that received from any one contributor, during the year, contributions for use *exclusively* for religious, charitable, etc., purposes, but these contributions did not total more than \$1,000. If this box is checked, enter here the total contributions that were received during the year for an *exclusively* religious, charitable, etc., purpose. Do not complete any of the parts unless the **General Rule** applies to this organization because it received *nonexclusively* religious, charitable, etc., contributions of \$5,000 or more during the year. ▶ \$ _____

Caution. An organization that is not covered by the General Rule and/or the Special Rules does not file Schedule B (Form 990, 990-EZ, or 990-PF), but it **must** answer “No” on Part IV, line 2, of its Form 990, or check the box on line H of its Form 990-EZ or on its Form 990PF, Part I, line 2, to certify that it does not meet the filing requirements of Schedule B (Form 990, 990-EZ, or 990-PF).

59-3288143

Part I Contributors (see instructions) Use duplicate copies of Part I if additional space is needed.

(a) No.	(b) Name, address, and ZIP + 4	(c) Total contributions	(d) Type of contribution
1	THOMAS A JAMES 9341 SILVERTHORN LARGO, FL 33777	\$ 1,953,800	Person <input type="checkbox"/> Payroll <input type="checkbox"/> Noncash <input checked="" type="checkbox"/> (Complete Part II for noncash contributions)
(a) No.	(b) Name, address, and ZIP + 4	(c) Total contributions	(d) Type of contribution
		\$	Person <input type="checkbox"/> Payroll <input type="checkbox"/> Noncash <input type="checkbox"/> (Complete Part II for noncash contributions)
(a) No.	(b) Name, address, and ZIP + 4	(c) Total contributions	(d) Type of contribution
		\$	Person <input type="checkbox"/> Payroll <input type="checkbox"/> Noncash <input type="checkbox"/> (Complete Part II for noncash contributions)
(a) No.	(b) Name, address, and ZIP + 4	(c) Total contributions	(d) Type of contribution
		\$	Person <input type="checkbox"/> Payroll <input type="checkbox"/> Noncash <input type="checkbox"/> (Complete Part II for noncash contributions)
(a) No.	(b) Name, address, and ZIP + 4	(c) Total contributions	(d) Type of contribution
		\$	Person <input type="checkbox"/> Payroll <input type="checkbox"/> Noncash <input type="checkbox"/> (Complete Part II for noncash contributions)
(a) No.	(b) Name, address, and ZIP + 4	(c) Total contributions	(d) Type of contribution
		\$	Person <input type="checkbox"/> Payroll <input type="checkbox"/> Noncash <input type="checkbox"/> (Complete Part II for noncash contributions)
(a) No.	(b) Name, address, and ZIP + 4	(c) Total contributions	(d) Type of contribution
		\$	Person <input type="checkbox"/> Payroll <input type="checkbox"/> Noncash <input type="checkbox"/> (Complete Part II for noncash contributions)

[illegible]

Name of organization THOMAS A & MARY S JAMES FOUNDATION INC	Employer identification number 59-3288143
---	---

Part III

Exclusively religious, charitable, etc., individual contributions to section 501(c)(7), (8), or (10) organizations that total more than \$1,000 for the year. Complete columns (a) through (e) and the following line entry

For organizations completing Part III, enter the total of *exclusively* religious, charitable, etc , contributions of **\$1,000 or less** for the year (Enter this information once See instructions) ▶ \$

Use duplicate copies of Part III if additional space is needed

(a) No. from Part I	(b) Purpose of gift	(c) Use of gift	(d) Description of how gift is held
—	<div></div> <div></div> <div></div>	<div></div> <div></div> <div></div>	<div></div> <div></div> <div></div>
	(e) Transfer of gift		
	Transferee's name, address, and ZIP 4		Relationship of transferor to transferee
<div></div> <div></div>		<div></div> <div></div> <div></div>	

(a) No. from Part I	(b) Purpose of gift	(c) Use of gift	(d) Description of how gift is held
—	<div></div> <div></div> <div></div>	<div></div> <div></div> <div></div>	<div></div> <div></div> <div></div>
	(e) Transfer of gift		
	Transferee's name, address, and ZIP 4		Relationship of transferor to transferee
<div></div> <div></div>		<div></div> <div></div> <div></div>	

(a) No. from Part I	(b) Purpose of gift	(c) Use of gift	(d) Description of how gift is held
—	<div></div> <div></div> <div></div>	<div></div> <div></div> <div></div>	<div></div> <div></div> <div></div>
	(e) Transfer of gift		
	Transferee's name, address, and ZIP 4		Relationship of transferor to transferee
<div></div> <div></div>		<div></div> <div></div> <div></div>	

(a) No. from Part I	(b) Purpose of gift	(c) Use of gift	(d) Description of how gift is held
—	<div></div> <div></div> <div></div>	<div></div> <div></div> <div></div>	<div></div> <div></div> <div></div>
	(e) Transfer of gift		
	Transferee's name, address, and ZIP 4		Relationship of transferor to transferee
<div></div> <div></div>		<div></div> <div></div> <div></div>	

TY 2013 Accounting Fees Schedule**Name:** THOMAS A & MARY S JAMES FOUNDATION INC**EIN:** 59-3288143**Software ID:** 13000170**Software Version:** 2013v3.1

Category	Amount	Net Investment Income	Adjusted Net Income	Disbursements for Charitable Purposes
TAX RETURN PREPARATION	5,675	0	0	0

**TY 2013 Investments Corporate
Stock Schedule****Name:** THOMAS A & MARY S JAMES FOUNDATION INC**EIN:** 59-3288143**Software ID:** 13000170**Software Version:** 2013v3.1

Name of Stock	End of Year Book Value	End of Year Fair Market Value
RAYMOND JAMES FINANCIAL	3,739,313	6,158,420
EAGLE SMALLCAP GROWTH FUND	448,148	830,753
EAGLE MID CAP STOCK	484,973	687,772
WESTERN ASSET HIGH INCOME	570,275	559,059
EAGLE MID CAP GROWTH	416,948	609,788
EAGLE GROWTH & INCOME	529,248	661,987
FIRST EAGLE FUND OF AMERICA	512,576	684,825
THORNBURG INTERNATIONAL VALUE	430,063	498,517
COMMON STOCKS RJ AC# 78730327 SEE PDF	387,603	549,977
COMMON STOCKS RJ AC# 78754568 SEE PDF		
COMMONS STOCKS RJ AC# 78759740 SEE PDF	287,383	383,339
COMMON STOCKS RJ # 78632483 SEE PDF	152,130	194,612
COMMON STOCKS RJ AC# 78922878 SEE PDF	349,787	378,284

TY 2013 Other Assets Schedule**Name:** THOMAS A & MARY S JAMES FOUNDATION INC**EIN:** 59-3288143**Software ID:** 13000170**Software Version:** 2013v3.1

Description	Beginning of Year - Book Value	End of Year - Book Value	End of Year - Fair Market Value
DIVIDENDS IN TRANSIT	2,864	2,954	2,954
TRADES IN TRANSIT	1,401	6,037	6,037

TY 2013 Other Expenses Schedule**Name:** THOMAS A & MARY S JAMES FOUNDATION INC**EIN:** 59-3288143**Software ID:** 13000170**Software Version:** 2013v3.1

Description	Revenue and Expenses per Books	Net Investment Income	Adjusted Net Income	Disbursements for Charitable Purposes
STATE FILING FEES	61			

TY 2013 Other Professional Fees Schedule**Name:** THOMAS A & MARY S JAMES FOUNDATION INC**EIN:** 59-3288143**Software ID:** 13000170**Software Version:** 2013v3.1

Category	Amount	Net Investment Income	Adjusted Net Income	Disbursements for Charitable Purposes
INVESTMENT MANAGEMENT FEES	24,620	24,620	0	0

TY 2013 Taxes Schedule**Name:** THOMAS A & MARY S JAMES FOUNDATION INC**EIN:** 59-3288143**Software ID:** 13000170**Software Version:** 2013v3.1

Category	Amount	Net Investment Income	Adjusted Net Income	Disbursements for Charitable Purposes
FOREIGN INCOME TAXES	1,890	1,890		
TAXES ON INVESTMENT INCOME	24,948			

Raymond James & Associates, Inc.

Account 78632483

Proceeds from Broker and Barter Exchange Transactions

2013 1099-B*

OMB No 1545-0715

1c - SHORT-TERM TRANSACTIONS 6 - COVERED tax lot for which cost basis is reported to the IRS**

Report on Form 8949, Part I, with Box A checked

8 - Description / CUSIP / 1d - Symbol

These columns are not reported to the IRS

1a - Date of Sale or exchange	1e - Quantity	2a - Proceeds of [#] stocks, bonds, etc.	1b - Date of acquisition	3 - Cost or other basis	5 - Wash sale loss disallowed	Gain or loss(-)	Additional information
AGCO CORPORATION / CUSIP 001084102 / Symbol AGCO							
10/25/13	11 000	693 29	02/28/13	568 60	0 00	124 69	Sale
AES CORPORATION / CUSIP 00130H105 / Symbol AES							
05/13/13	1 000	13 10	03/11/13	12 48	0 00	0 62	Sale
08/09/13	1 000	13 16	03/11/13	12 48	0 00	0 68	Sale
	Security total	26 26		24 96	0 00	1 30	
ABBOTT LABS / CUSIP 002824100 / Symbol ABT							
04/05/13	11 000	399 62	12/26/12	343 71	0 00	55 91	Sale
AMERICAN ELEC PWR INCORPORATED / CUSIP 025537101 / Symbol AEP							
05/03/13	7 000	359 04	12/26/12	300 30	0 00	58 74	Sale
07/26/13	20 000	915 83	12/26/12	858 00	0 00	57 83	Sale
	Security total	1,274 87		1,158 30	0 00	116 57	
AMERISOURCEBERGEN CORPORATION / CUSIP 03073E105 / Symbol ABC							
03/19/13	8 000	406 07	12/26/12	346 16	0 00	59 91	Sale
07/31/13	10 000	583 84	12/26/12	432 70	0 00	151 14	Sale
09/12/13	6 000	362 75	12/26/12	259 62	0 00	103 13	Sale
	Security total	1,352 66		1,038 48	0 00	314 18	
AMGEN INCORPORATED / CUSIP 031162100 / Symbol AMGN							
08/30/13	4 000	435 79	12/26/12	348 76	0 00	87 03	Sale
ANHEUSER BUSCH INBEV SA/NV SPONSORED ADR (BELGIUM) / CUSIP 03524A108 / Symbol BUD							
01/24/13	8 000	722 11	12/26/12	696 96	0 00	25 15	Sale
APPLE INCORPORATED / CUSIP 037833100 / Symbol AAPL							
04/17/13	1 000	404 62	12/26/12	514 70	0 00	-110 08	Sale
BB&T CORPORATION / CUSIP 054937107 / Symbol BBT							
05/13/13	1 000	31 72	12/26/12	29 27	0 00	2 45	Sale
08/09/13	1 000	35 57	12/26/12	29 27	0 00	6 30	Sale
08/20/13	9 000	321 93	12/26/12	263 43	0 00	58 50	Sale
	Security total	389 22		321 97	0 00	67 25	

* This is important tax information and is being furnished to the Internal Revenue Service. If you are required to file a return, a negligence penalty or other sanction may be imposed on you if this income is taxable and the IRS determines that it has not been reported. Remember, taxpayers are ultimately responsible for the accuracy of their tax return(s).

**For NONCOVERED tax lots, values for "Date of acquisition," "Cost or other basis" and "Wash sale loss disallowed" are provided for your reference and are NOT reported to the IRS

Less commissions



78632483 - 003

Raymond James & Associates, Inc.

Account 78632483

Proceeds from Broker and Barter Exchange Transactions

2013 1099-B*

(continued)

OMB No 1545-0715

1c - SHORT-TERM TRANSACTIONS 6 - COVERED tax lot for which cost basis is reported to the IRS**

Report on Form 8949, Part I, with Box A checked

8 - Description / CUSIP / 1d - Symbol

These columns are not reported to the IRS

1a - Date of Sale or exchange	1e - Quantity	2a - Proceeds of [#] stocks, bonds, etc.	1b - Date of acquisition	3 - Cost or other basis	5 - Wash sale loss disallowed	Gain or loss(-)	Additional information
BANK OF AMERICA CORPORATION / CUSIP 060505104 / Symbol BAC							
05/13/13	1 000	13 04	03/20/13	12 85	0 00	0 19	Sale
08/09/13	2 000	28 97	03/20/13	25 70	0 00	3 27	Sale
Security total		42 01		38 55	0 00	3 46	
BERKSHIRE HATHAWAY INCORPORATED DEL CLASS B NEW / CUSIP 084670702 / Symbol BRK B							
01/22/13	1 000	95 43	12/26/12	89 37	0 00	6 06	Sale
05/13/13	1 000	112 10	12/26/12	89 37	0 00	22 73	Sale
08/09/13	1 000	116 72	12/26/12	89 37	0 00	27 35	Sale
Security total		324 25		268 11	0 00	56 14	
BROCADE COMMUNICATIONS SYSTEMS INCORPORATED COM NEW / CUSIP 111621306 / Symbol BRCD							
08/09/13	1 000	6 80	06/26/13	5 39	0 00	1 41	Sale
CBS CORPORATION NEW CLASS B / CUSIP 124857202 / Symbol CBS							
01/17/13	16 000	662 25	12/26/12	598 56	0 00	63 69	Sale
02/19/13	11 000	492 91	12/26/12	411 51	0 00	81 40	Sale
10/09/13	6 000	321 25	12/26/12	224 46	0 00	96 79	Sale
Security total		1,476 41		1,234 53	0 00	241 88	
CIGNA CORPORATION / CUSIP 125509109 / Symbol CI							
10/17/13	8 000	629 15	12/26/12	430 40	0 00	198 75	Sale
11/14/13	5 000	412 63	12/26/12	269 00	0 00	143 63	Sale
Security total		1,041 78		699 40	0 00	342 38	
CAMERON INTERNATIONAL CORPORATION / CUSIP 13342B105 / Symbol CAM							
04/17/13	8 000	469 68	12/26/12	442 40	0 00	27 28	Sale
CAPITAL ONE FINL CORPORATION / CUSIP 14040H105 / Symbol COF							
08/09/13	1 000	68 78	12/26/12	57 86	0 00	10 92	Sale
CAREFUSION CORPORATION / CUSIP 14170T101 / Symbol CFN							
06/20/13	38 000	1,406 58	12/26/12	1,086 80	0 00	319 78	Sale
CISCO SYSTEMS INCORPORATED / CUSIP 17275R102 / Symbol CSCO							
01/22/13	1 000	20 62	12/26/12	19 93	0 00	0 69	Sale
05/13/13	1 000	21 07	12/26/12	19 93	0 00	1 14	Sale
08/09/13	1 000	26 15	12/26/12	19 93	0 00	6 22	Sale

* This is important tax information and is being furnished to the Internal Revenue Service. If you are required to file a return, a negligence penalty or other sanction may be imposed on you if this income is taxable and the IRS determines that it has not been reported. Remember, taxpayers are ultimately responsible for the accuracy of their tax return(s).

**For NONCOVERED tax lots, values for "Date of acquisition," "Cost or other basis" and "Wash sale loss disallowed" are provided for your reference and are NOT reported to the IRS

Less commissions

Raymond James & Associates, Inc.

Account 78632483

Proceeds from Broker and Barter Exchange Transactions

2013 1099-B*

(continued)

OMB No 1545-0715

1c - SHORT-TERM TRANSACTIONS 6 - COVERED tax lot for which cost basis is reported to the IRS**

Report on Form 8949, Part I, with Box A checked

8 - Description / CUSIP / 1d - Symbol

These columns are not reported to the IRS

1a - Date of Sale or exchange	1e - Quantity	2a - Proceeds of stocks, bonds, etc. #	1b - Date of acquisition	3 - Cost or other basis	5 - Wash sale loss disallowed	Gain or loss(-)	Additional information
Security total		67 84		59 79	0 00	8 05	
CITIGROUP INCORPORATED COM NEW / CUSIP 172967424 / Symbol C							
01/22/13	1 000	41 39	12/26/12	39 70	0 00	1 69	Sale
05/13/13	1 000	48 67	12/26/12	39 70	0 00	8 97	Sale
08/09/13	1 000	51 54	12/26/12	39 70	0 00	11 84	Sale
Security total		141 60		119 10	0 00	22 50	
COMCAST CORPORATION NEW CLASS A / CUSIP 20030N101 / Symbol CMCSA							
01/22/13	1 000	39 80	12/26/12	37 29	0 00	2 51	Sale
01/24/13	9 000	357 75	12/26/12	335 61	0 00	22 14	Sale
05/13/13	1 000	42 66	12/26/12	37 29	0 00	5 37	Sale
08/09/13	1 000	44 91	12/26/12	37 29	0 00	7 62	Sale
Security total		485 12		447 48	0 00	37 64	
CONSTELLATION BRANDS INCORPORATED CLASS A / CUSIP 21036P108 / Symbol STZ							
02/28/13	4 000	177 96	12/26/12	139 84	0 00	38 12	Sale
03/11/13	10 000	436 49	12/26/12	349 60	0 00	86 89	Sale
07/16/13	11 000	573 99	12/26/12	384 56	0 00	189 43	Sale
Security total		1,188 44		874 00	0 00	314 44	
EOG RES INCORPORATED / CUSIP 26875P101 / Symbol EOG							
01/22/13	2 000	250 10	12/26/12	243 94	0 00	6 16	Sale
07/24/13	5 000	717 86	12/26/12	609 85	0 00	108 01	Sale
09/25/13	4 000	684 24	12/26/12	487 88	0 00	196 36	Sale
Security total		1,652 20		1,341 67	0 00	310 53	
EQT CORPORATION / CUSIP 26884L109 / Symbol EQT							
01/07/13	6 000	363 42	12/26/12	353 76	0 00	9 66	Sale
EBAY INCORPORATED / CUSIP 278642103 / Symbol EBAY							
04/01/13	7 000	392 62	12/26/12	351 82	0 00	40 80	Sale
07/18/13	8 000	426 81	12/26/12	402 08	0 00	24 73	Sale
08/02/13	15 000	787 97	12/26/12	753 90	0 00	34 07	Sale
Security total		1,607 40		1,507 80	0 00	99 60	
EDISON INTERNATIONAL / CUSIP 281020107 / Symbol EIX							
05/09/13	23 000	1,156 41	12/26/12	1,035 46	0 00	120 95	Sale

* This is important tax information and is being furnished to the Internal Revenue Service. If you are required to file a return, a negligence penalty or other sanction may be imposed on you if this income is taxable and the IRS determines that it has not been reported. Remember, taxpayers are ultimately responsible for the accuracy of their tax return(s).

**For NONCOVERED tax lots, values for "Date of acquisition," "Cost or other basis" and "Wash sale loss disallowed" are provided for your reference and are NOT reported to the IRS

Less commissions



78632483 - 004

Raymond James & Associates, Inc.

Account 78632483

Proceeds from Broker and Barter Exchange Transactions

2013 1099-B*

(continued)

OMB No 1545-0715

1c - SHORT-TERM TRANSACTIONS**6 - COVERED tax lot for which cost basis is reported to the IRS****

Report on Form 8949, Part I, with Box A checked

8 - Description / CUSIP / 1d - Symbol

These columns are not reported to the IRS

1a - Date of Sale or exchange	1e - Quantity	2a - Proceeds of stocks, bonds, etc.	1b - Date of acquisition	3 - Cost or other basis	5 - Wash sale loss disallowed	Gain or loss(-)	Additional information
ELECTRONIC ARTS INCORPORATED / CUSIP 285512109 / Symbol EA							
01/22/13	1 000	14 35	12/26/12	14 20	0 00	0 15	Sale
02/05/13	27 000	457 40	12/26/12	383 40	0 00	74 00	Sale
03/18/13	37 000	691 88	12/26/12	525 40	0 00	166 48	Sale
Security total		1,163 63		923 00	0 00	240 63	
EXXON MOBIL CORPORATION / CUSIP 30231G102 / Symbol XOM							
01/22/13	1 000	90 73	12/26/12	87 15	0 00	3 58	Sale
05/13/13	1 000	89 91	12/26/12	87 15	0 00	2 76	Sale
08/09/13	1 000	90 96	12/26/12	87 15	0 00	3 81	Sale
Security total		271 60		261 45	0 00	10 15	
FIFTH THIRD BANCORP / CUSIP 316773100 / Symbol FITB							
01/22/13	1 000	16 43	12/26/12	15 14	0 00	1 29	Sale
05/13/13	1 000	17 64	12/26/12	15 14	0 00	2 50	Sale
08/09/13	1 000	19 25	12/26/12	15 14	0 00	4 11	Sale
Security total		53 32		45 42	0 00	7 90	
GANNETT INCORPORATED / CUSIP 364730101 / Symbol GCI							
01/22/13	1 000	19 91	12/26/12	18 13	0 00	1 78	Sale
GENERAL ELECTRIC COMPANY / CUSIP 369604103 / Symbol GE							
01/22/13	1 000	21 95	12/26/12	20 78	0 00	1 17	Sale
04/19/13	28 000	607 58	12/26/12	581 78	0 00	25 80	Sale
04/23/13	19 000	410 08	12/26/12	394 78	0 00	15 30	Sale
04/25/13	15 000	330 89	12/26/12	311 67	0 00	19 22	Sale
05/01/13	30 000	667 50	12/26/12	623 34	0 00	44 16	Sale
05/03/13	17 000	385 39	12/26/12	353 23	0 00	32 16	Sale
05/13/13	1 000	22 75	12/26/12	20 78	0 00	1 97	Sale
05/14/13	38 000	870 94	12/26/12	789 56	0 00	81 38	Sale
06/17/13	23 000	546 96	12/26/12	477 89	0 00	69 07	Sale
07/09/13	40 000	947 62	12/26/12	831 12	0 00	116 50	Sale
07/15/13	15 000	354 61	12/26/12	311 67	0 00	42 94	Sale
3 tax lots for 07/23/13 Total proceeds (and cost when required) reported to the IRS							
2 000		49 68	12/26/12	41 56	0 00	8 12	Sale
15 000		372 62	01/17/13	320 40	0 00	52 22	Sale

* This is important tax information and is being furnished to the Internal Revenue Service. If you are required to file a return, a negligence penalty or other sanction may be imposed on you if this income is taxable and the IRS determines that it has not been reported. Remember, taxpayers are ultimately responsible for the accuracy of their tax return(s).

**For NONCOVERED tax lots, values for "Date of acquisition," "Cost or other basis" and "Wash sale loss disallowed" are provided for your reference and are NOT reported to the IRS

Less commissions

Raymond James & Associates, Inc.

Account 78632483

Proceeds from Broker and Barter Exchange Transactions

2013 1099-B*

(continued)

OMB No 1545-0715

1c - SHORT-TERM TRANSACTIONS**6 - COVERED tax lot for which cost basis is reported to the IRS****

Report on Form 8949, Part I, with Box A checked

8 - Description / CUSIP / 1d - Symbol

These columns are not reported to the IRS

1a - Date of Sale or exchange	1e - Quantity	2a - Proceeds of stocks, bonds, etc.	1b - Date of acquisition	3 - Cost or other basis	5 - Wash sale loss disallowed	Gain or loss(-)	Additional information
GENERAL ELECTRIC COMPANY / CUSIP 369604103 / Symbol GE (cont'd)							
	2 000	49 68	01/24/13	44 32	0 00	5 36	Sale
07/23/13	19 000	471 98	VARIOUS	406 28	0 00	65 70	Total of 3 lots
07/24/13	13 000	319 81	01/24/13	288 08	0 00	31 73	Sale
	Security total	5,958 06		5,410 96	0 00	547 10	
GOLDMAN SACHS GROUP INCORPORATED / CUSIP 38141G104 / Symbol GS							
02/21/13	4 000	611 78	12/26/12	511 12	0 00	100 66	Sale
HALLIBURTON COMPANY / CUSIP 406216101 / Symbol HAL							
05/13/13	1 000	43 17	12/26/12	34 84	0 00	8 33	Sale
07/15/13	12 000	528 01	12/26/12	418 08	0 00	109 93	Sale
07/24/13	17 000	761 92	12/26/12	592 28	0 00	169 64	Sale
4 tax lots for 12/03/13 Total proceeds (and cost when required) reported to the IRS							
	3 000	155 47	12/26/12	104 52	0 00	50 95	Sale
	9 000	466 40	01/07/13	328 75	0 00	137 65	Sale
	12 000	621 87	02/14/13	509 49	0 00	112 38	Sale
	7 000	362 76	04/23/13	277 33	0 00	85 43	Sale
12/03/13	31 000	1,606 50	VARIOUS	1,220 09	0 00	386 41	Total of 4 lots
	Security total	2,939 60		2,265 29	0 00	674 31	
HARRIS CORPORATION DEL / CUSIP 413875105 / Symbol HRS							
01/31/13	10 000	462 98	12/26/12	495 30	0 00	-32 32	Sale
02/28/13	13 000	625 03	12/26/12	643 89	0 00	-18 86	Sale
	Security total	1,088 01		1,139 19	0 00	-51 18	
HONEYWELL INTERNATIONAL INCORPORATED / CUSIP 438516106 / Symbol HON							
01/07/13	7 000	465 92	12/26/12	448 35	0 00	17 57	Sale
HUMANA INCORPORATED / CUSIP 444859102 / Symbol HUM							
07/18/13	5 000	441 49	12/26/12	342 85	0 00	98 64	Sale
2 tax lots for 09/20/13 Total proceeds (and cost when required) reported to the IRS							
	8 000	767 51	12/26/12	548 56	0 00	218 95	Sale
	5 000	479 70	01/24/13	368 50	0 00	111 20	Sale
09/20/13	13 000	1,247 21	VARIOUS	917 06	0 00	330 15	Total of 2 lots

* This is important tax information and is being furnished to the Internal Revenue Service. If you are required to file a return, a negligence penalty or other sanction may be imposed on you if this income is taxable and the IRS determines that it has not been reported. Remember, taxpayers are ultimately responsible for the accuracy of their tax return(s).

**For NONCOVERED tax lots, values for "Date of acquisition," "Cost or other basis" and "Wash sale loss disallowed" are provided for your reference and are NOT reported to the IRS

Less commissions



78632483 - 005

Raymond James & Associates, Inc.

Account 78632483

Proceeds from Broker and Barter Exchange Transactions

2013 1099-B*

(continued)

OMB No 1545-0715

1c - SHORT-TERM TRANSACTIONS 6 - COVERED tax lot for which cost basis is reported to the IRS**

Report on Form 8949, Part I, with Box A checked

8 - Description / CUSIP / 1d - Symbol

These columns are not reported to the IRS

1a - Date of Sale or exchange	1e - Quantity	2a - Proceeds of stocks, bonds, etc. #	1b - Date of acquisition	3 - Cost or other basis	5 - Wash sale loss disallowed	Gain or loss(-)	Additional information
Security total		1,688 70		1,259 91	0 00	428 79	
IAC INTERACTIVECORP COM PAR \$ 001 / CUSIP 44919P508 / Symbol IACI							
12/19/13	10 000	692 98	12/26/12	461 50	0 00	231 48	Sale
JPMORGAN CHASE & COMPANY / CUSIP 46625H100 / Symbol JPM							
01/22/13	1 000	46 31	12/26/12	44 04	0 00	2 27	Sale
05/13/13	1 000	48 88	12/26/12	44 04	0 00	4 84	Sale
08/09/13	1 000	54 85	12/26/12	44 04	0 00	10 81	Sale
Security total		150 04		132 12	0 00	17 92	
JOHNSON & JOHNSON / CUSIP 478160104 / Symbol JNJ							
01/22/13	1 000	72 76	12/26/12	70 29	0 00	2 47	Sale
08/09/13	1 000	92 71	12/26/12	70 29	0 00	22 42	Sale
Security total		165 47		140 58	0 00	24 89	
KOHL'S CORPORATION / CUSIP 500255104 / Symbol KSS							
01/15/13	13 000	555 29	12/26/12	554 97	0 00	0 32	Sale
02/28/13	6 000	278 03	12/26/12	256 14	0 00	21 89	Sale
05/01/13	18 000	843 55	12/26/12	768 42	0 00	75 13	Sale
Security total		1,676 87		1,579 53	0 00	97 34	
LSI CORPORATION / CUSIP 502161102 / Symbol LSI							
05/13/13	1 000	6 98	05/03/13	6 65	0 00	0 33	Sale
08/09/13	1 000	7 64	05/03/13	6 65	0 00	0 99	Sale
Security total		14 62		13 30	0 00	1 32	
MARSH & MCLENNAN COMPANIES INCORPORATED / CUSIP 571748102 / Symbol MMC							
09/25/13	19 000	838 64	12/26/12	658 54	0 00	180 10	Sale
MCKESSON CORPORATION / CUSIP 58155Q103 / Symbol MCK							
10/08/13	8 000	1,084 46	12/26/12	773 84	0 00	310 62	Sale
METLIFE INCORPORATED / CUSIP 59156R108 / Symbol MET							
01/22/13	1 000	36 75	12/26/12	32 82	0 00	3 93	Sale
02/19/13	13 000	478 92	12/26/12	426 66	0 00	52 26	Sale
03/20/13	22 000	854 06	12/26/12	722 04	0 00	132 02	Sale
04/03/13	8 000	299 76	12/26/12	262 56	0 00	37 20	Sale

* This is important tax information and is being furnished to the Internal Revenue Service. If you are required to file a return, a negligence penalty or other sanction may be imposed on you if this income is taxable and the IRS determines that it has not been reported. Remember, taxpayers are ultimately responsible for the accuracy of their tax return(s).

**For NONCOVERED tax lots, values for "Date of acquisition," "Cost or other basis" and "Wash sale loss disallowed" are provided for your reference and are NOT reported to the IRS

Less commissions

Raymond James & Associates, Inc.

Account 78632483

Proceeds from Broker and Barter Exchange Transactions

2013 1099-B*

(continued)

OMB No 1545-0715

1c - SHORT-TERM TRANSACTIONS 6 - COVERED tax lot for which cost basis is reported to the IRS**

Report on Form 8949, Part I, with Box A checked

8 - Description / CUSIP / 1d - Symbol

These columns are not reported to the IRS

1a - Date of Sale or exchange	1e - Quantity	2a - Proceeds of stocks, bonds, etc.	1b - Date of acquisition	3 - Cost or other basis	5 - Wash sale loss disallowed	Gain or loss(-)	Additional information
Security total		1,669 49		1,444 08	0 00	225 41	
MICROSOFT CORPORATION / CUSIP 594918104 / Symbol MSFT							
01/22/13	1 000	27 09	12/26/12	26 89	0 00	0 20	Sale
05/13/13	1 000	32 68	12/26/12	26 89	0 00	5 79	Sale
08/09/13	1 000	32 68	12/26/12	26 89	0 00	5 79	Sale
09/20/13	17 000	556 40	12/26/12	457 13	0 00	99 27	Sale
Security total		648 85		537 80	0 00	111 05	
NEWS CORPORATION NEW CLASS A / CUSIP 65249B109 / Symbol NWSA							
08/09/13	1 000	16 00	07/05/13	15 47	0 00	0 53	Sale
NORTHROP GRUMMAN CORPORATION / CUSIP 666807102 / Symbol NOC							
01/15/13	7 000	473 04	12/26/12	477 40	0 00	-4 36	Sale
02/14/13	9 000	594 59	12/26/12	613 80	0 00	-19 21	Sale
Security total		1,067 63		1,091 20	0 00	-23 57	
NVIDIA CORPORATION / CUSIP 67066G104 / Symbol NVDA							
01/22/13	1 000	12 06	12/26/12	12 25	0 19	0 00	Sale
05/13/13	1 000	14 30	12/26/12	12 24	0 00	2 06	Sale
06/26/13	43 000	617 03	12/26/12	525 78	0 00	91 25	Sale
08/09/13	1 000	14 39	12/26/12	12 23	0 00	2 16	Sale
4 tax lots for 10/25/13 Total proceeds (and cost when required) reported to the IRS							
	16 000	245 60	12/26/12	195 44	0 00	50 16	Sale
	1 000	15 35	12/29/12	12 58	0 00	2 77	Sale
	17 000	260 95	01/25/13	210 55	0 00	50 40	Sale
	26 000	399 09	02/28/13	329 07	0 00	70 02	Sale
10/25/13	60 000	920 99	VARIOUS	747 64	0 00	173 35	Total of 4 lots
Security total		1,578 77		1,310 14	0 19	268 82	
OCCIDENTAL PETE CORPORATION DEL / CUSIP 674599105 / Symbol OXY							
08/09/13	1 000	88 35	12/26/12	77 07	0 00	11 28	Sale
12/03/13	8 000	753 59	12/26/12	616 56	0 00	137 03	Sale
Security total		841 94		693 63	0 00	148 31	
OMNICOM GROUP INCORPORATED / CUSIP 681919106 / Symbol OMC							
05/01/13	8 000	475 10	12/26/12	394 56	0 00	80 54	Sale

* This is important tax information and is being furnished to the Internal Revenue Service. If you are required to file a return, a negligence penalty or other sanction may be imposed on you if this income is taxable and the IRS determines that it has not been reported. Remember, taxpayers are ultimately responsible for the accuracy of their tax return(s).

**For NONCOVERED tax lots, values for "Date of acquisition," "Cost or other basis" and "Wash sale loss disallowed" are provided for your reference and are NOT reported to the IRS

Less commissions



78632483 - 006

Raymond James & Associates, Inc.

Account 78632483

Proceeds from Broker and Barter Exchange Transactions

2013 1099-B*

(continued)

OMB No 1545-0715

1c - SHORT-TERM TRANSACTIONS 6 - COVERED tax lot for which cost basis is reported to the IRS**

Report on Form 8949, Part I, with Box A checked

8 - Description / CUSIP / 1d - Symbol

These columns are not reported to the IRS

1a - Date of Sale or exchange	1e - Quantity	2a - Proceeds of [#] stocks, bonds, etc.	1b - Date of acquisition	3 - Cost or other basis	5 - Wash sale loss disallowed	Gain or loss(-)	Additional information
OMNICOM GROUP INCORPORATED / CUSIP 681919106 / Symbol OMC (cont'd)							
10/23/13	11 000	729 17	12/26/12	542 52	0 00	186 65	Sale
	Security total	1,204 27		937 08	0 00	267 19	
ON SEMICONDUCTOR CORPORATION / CUSIP 682189105 / Symbol ONNN							
01/22/13	1 000	7 68	12/26/12	6 91	0 00	0 77	Sale
05/13/13	1 000	7 93	12/26/12	6 91	0 00	1 02	Sale
08/09/13	1 000	7 37	12/26/12	6 91	0 00	0 46	Sale
	Security total	22 98		20 73	0 00	2 25	
ORACLE CORPORATION / CUSIP 68389X105 / Symbol ORCL							
01/22/13	1 000	34 64	12/26/12	33 64	0 00	1 00	Sale
03/21/13	25 000	816 48	12/26/12	841 00	0 00	-24 52	Sale
2 tax lots for 06/21/13 Total proceeds (and cost when required) reported to the IRS							
	23 000	696 20	12/26/12	773 72	0 00	-77 52	Sale
	10 000	302 69	05/14/13	342 48	0 00	-39 79	Sale
06/21/13	33 000	998 89	VARIOUS	1,116 20	0 00	-117 31	Total of 2 lots
	Security total	1,850 01		1,990 84	0 00	-140 83	
PARKER HANNIFIN CORPORATION / CUSIP 701094104 / Symbol PH							
01/15/13	8 000	717 66	12/26/12	680 24	0 00	37 42	Sale
PFIZER INCORPORATED / CUSIP 717081103 / Symbol PFE							
01/22/13	1 000	26 52	12/26/12	25 28	0 00	1 24	Sale
05/13/13	1 000	29 04	12/26/12	25 28	0 00	3 76	Sale
08/09/13	1 000	29 16	12/26/12	25 28	0 00	3 88	Sale
	Security total	84 72		75 84	0 00	8 88	
RAYTHEON COMPANY COM NEW / CUSIP 755111507 / Symbol RTN							
01/25/13	6 000	335 83	12/26/12	345 90	0 00	-10 07	Sale
REINSURANCE GROUP AMER INCORPORATED COM NEW / CUSIP 759351604 / Symbol RGA							
10/23/13	11 000	777 91	12/26/12	587 18	0 00	190 73	Sale
SM ENERGY COMPANY / CUSIP 78454L100 / Symbol SM							
05/01/13	2 000	117 13	12/26/12	105 28	0 00	11 85	Sale
05/15/13	6 000	363 60	12/26/12	315 84	0 00	47 76	Sale

* This is important tax information and is being furnished to the Internal Revenue Service. If you are required to file a return, a negligence penalty or other sanction may be imposed on you if this income is taxable and the IRS determines that it has not been reported. Remember, taxpayers are ultimately responsible for the accuracy of their tax return(s).

**For NONCOVERED tax lots, values for "Date of acquisition," "Cost or other basis" and "Wash sale loss disallowed" are provided for your reference and are NOT reported to the IRS

Less commissions

Raymond James & Associates, Inc.

Account 78632483

Proceeds from Broker and Barter Exchange Transactions

2013 1099-B*

(continued)

OMB No 1545-0715

1c - SHORT-TERM TRANSACTIONS 6 - COVERED tax lot for which cost basis is reported to the IRS**

Report on Form 8949, Part I, with Box A checked

8 - Description / CUSIP / 1d - Symbol

These columns are not reported to the IRS

1a - Date of Sale or exchange	1e - Quantity	2a - Proceeds of [#] stocks, bonds, etc.	1b - Date of acquisition	3 - Cost or other basis	5 - Wash sale loss disallowed	Gain or loss(-)	Additional information
SM ENERGY COMPANY / CUSIP 78454L100 / Symbol SM (cont'd)							
06/04/13	8 000	495 19	12/26/12	421 12	0 00	74 07	Sale
	Security total	975 92		842 24	0 00	133 68	
SCHWAB CHARLES CORPORATION NEW / CUSIP 808513105 / Symbol SCHW							
01/22/13	1 000	15 52	12/26/12	14 30	0 00	1 22	Sale
05/13/13	1 000	18 10	12/26/12	14 30	0 00	3 80	Sale
06/27/13	33 000	695 95	12/26/12	471 90	0 00	224 05	Sale
08/09/13	1 000	22 44	12/26/12	14 30	0 00	8 14	Sale
08/13/13	49 000	1,094 64	12/26/12	700 70	0 00	393 94	Sale
	Security total	1,846 65		1,215 50	0 00	631 15	
SIRIUS XM RADIO INCORPORATED / CUSIP 82967N108 / Symbol SIRIOLDD							
01/02/13	211 000	637 20	12/26/12	620 13	0 00	17 07	Sale
STAPLES INCORPORATED / CUSIP 855030102 / Symbol SPLS							
01/22/13	1 000	13 07	12/26/12	11 20	0 00	1 87	Sale
08/09/13	1 000	16 86	12/26/12	11 20	0 00	5 66	Sale
09/18/13	50 000	745 11	12/26/12	560 00	0 00	185 11	Sale
	Security total	775 04		582 40	0 00	192 64	
STARZ COM SER A / CUSIP 85571Q102 / Symbol STRZA							
02/28/13	19 000	355 40	12/26/12	262 93	0 00	92 47	Sale
STATE STR CORPORATION / CUSIP 857477103 / Symbol STT							
11/11/13	8 000	574 86	12/26/12	372 40	0 00	202 46	Sale
SUNTRUST BKS INCORPORATED / CUSIP 867914103 / Symbol STI							
04/03/13	11 000	297 34	12/26/12	309 21	0 00	-11 87	Sale
10/09/13	12 000	386 29	12/26/12	337 32	0 00	48 97	Sale
10/23/13	18 000	608 76	12/26/12	505 98	0 00	102 78	Sale
	Security total	1,292 39		1,152 51	0 00	139 88	
SYMANTEC CORPORATION / CUSIP 871503108 / Symbol SYMC							
11/12/13	22 000	492 19	12/26/12	403 92	0 00	88 27	Sale
TARGET CORPORATION / CUSIP 87612E106 / Symbol TGT							
02/19/13	7 000	433 43	12/26/12	415 52	0 00	17 91	Sale

* This is important tax information and is being furnished to the Internal Revenue Service. If you are required to file a return, a negligence penalty or other sanction may be imposed on you if this income is taxable and the IRS determines that it has not been reported. Remember, taxpayers are ultimately responsible for the accuracy of their tax return(s).

**For NONCOVERED tax lots, values for "Date of acquisition," "Cost or other basis" and "Wash sale loss disallowed" are provided for your reference and are NOT reported to the IRS

Less commissions



78632483 - 007

Raymond James & Associates, Inc.

Account 78632483

Proceeds from Broker and Barter Exchange Transactions

2013 1099-B*

(continued)

OMB No 1545-0715

1c - SHORT-TERM TRANSACTIONS**6 - COVERED tax lot for which cost basis is reported to the IRS****

Report on Form 8949, Part I, with Box A checked

8 - Description / CUSIP / 1d - Symbol

These columns are not reported to the IRS

1a - Date of Sale or exchange	1e - Quantity	2a - Proceeds of stocks, bonds, etc. #	1b - Date of acquisition	3 - Cost or other basis	5 - Wash sale loss disallowed	Gain or loss(-)	Additional information
TARGET CORPORATION / CUSIP 87612E106 / Symbol TGT (cont'd)							
04/03/13	7 000	474 30	12/26/12	415 52	0 00	58 78	Sale
05/28/13	18 000	1,267 73	12/26/12	1,068 48	0 00	199 25	Sale
	Security total	2,175 46		1,899 52	0 00	275 94	
TIME WARNER INCORPORATED COM NEW / CUSIP 887317303 / Symbol TWX							
08/09/13	1 000	64 38	12/26/12	47 48	0 00	16 90	Sale
08/16/13	8 000	491 53	12/26/12	379 84	0 00	111 69	Sale
	Security total	555 91		427 32	0 00	128 59	
US BANCORP DEL COM NEW / CUSIP 902973304 / Symbol USB							
01/22/13	1 000	32 98	12/26/12	32 34	0 00	0 64	Sale
03/20/13	28 000	955 61	12/26/12	905 52	0 00	50 09	Sale
04/03/13	37 000	1,247 61	12/26/12	1,196 58	0 00	51 03	Sale
	Security total	2,236 20		2,134 44	0 00	101 76	
UNITED PARCEL SERVICE INCORPORATED CLASS B / CUSIP 911312106 / Symbol UPS							
03/20/13	6 000	506 33	12/26/12	445 32	0 00	61 01	Sale
10/25/13	4 000	378 32	12/26/12	296 88	0 00	81 44	Sale
3 tax lots for 11/11/13 Total proceeds (and cost when required) reported to the IRS							
	1 000	99 52	12/26/12	74 22	0 00	25 30	Sale
	3 000	298 56	01/24/13	246 35	0 00	52 21	Sale
	2 000	199 04	09/20/13	183 56	0 00	15 48	Sale
11/11/13	6 000	597 12	VARIOUS	504 13	0 00	92 99	Total of 3 lots
11/26/13	4 000	407 32	09/20/13	367 11	0 00	40 21	Sale
	Security total	1,889 09		1,613 44	0 00	275 65	
UNITEDHEALTH GROUP INCORPORATED / CUSIP 91324P102 / Symbol UNH							
08/09/13	1 000	73 12	12/26/12	54 37	0 00	18 75	Sale
10/17/13	13 000	924 82	12/26/12	706 81	0 00	218 01	Sale
10/25/13	6 000	408 13	12/26/12	326 22	0 00	81 91	Sale
11/14/13	8 000	570 25	12/26/12	434 96	0 00	135 29	Sale
	Security total	1,976 32		1,522 36	0 00	453 96	
VALERO ENERGY CORPORATION NEW / CUSIP 91913Y100 / Symbol VLO							
03/11/13	22 000	989 09	12/26/12	744 25	0 00	244 84	Sale

* This is important tax information and is being furnished to the Internal Revenue Service. If you are required to file a return, a negligence penalty or other sanction may be imposed on you if this income is taxable and the IRS determines that it has not been reported. Remember, taxpayers are ultimately responsible for the accuracy of their tax return(s).

**For NONCOVERED tax lots, values for "Date of acquisition," "Cost or other basis" and "Wash sale loss disallowed" are provided for your reference and are NOT reported to the IRS

Less commissions

Raymond James & Associates, Inc.

Account 78632483

Proceeds from Broker and Barter Exchange Transactions

2013 1099-B*

(continued)

OMB No 1545-0715

1c - SHORT-TERM TRANSACTIONS 6 - COVERED tax lot for which cost basis is reported to the IRS**

Report on Form 8949, Part I, with Box A checked

8 - Description / CUSIP / 1d - Symbol

These columns are not reported to the IRS

1a - Date of Sale or exchange	1e - Quantity	2a - Proceeds of stocks, bonds, etc.	1b - Date of acquisition	3 - Cost or other basis	5 - Wash sale loss disallowed	Gain or loss(-)	Additional information
VIACOM INCORPORATED NEW CLASS B / CUSIP 92553P201 / Symbol VIAB							
01/24/13	14 000	827 56	12/26/12	739 06	0 00	88 50	Sale
VODAFONE GROUP PLC NEW SPONS ADR NEW / CUSIP 92857W209 / Symbol VOD							
02/25/13	30 000	738 88	12/26/12	752 40	0 00	-13 52	Sale
WELLS FARGO & COMPANY NEW / CUSIP 949746101 / Symbol WFC							
01/22/13	1 000	34 89	12/26/12	34 38	0 00	0 51	Sale
04/23/13	14 000	519 26	12/26/12	481 25	0 00	38 01	Sale
04/29/13	9 000	341 28	12/26/12	309 37	0 00	31 91	Sale
05/13/13	1 000	38 09	12/26/12	34 38	0 00	3 71	Sale
08/09/13	1 000	43 17	12/26/12	34 37	0 00	8 80	Sale
Security total		976 69		893 75	0 00	82 94	
XYLEM INCORPORATED / CUSIP 98419M100 / Symbol XYL							
01/24/13	23 000	649 15	12/26/12	619 62	0 00	29 53	Sale
AXIS CAPITAL HOLDINGS LIMITED SHS (BERMUDA) / CUSIP G0692U109 / Symbol AXS							
12/17/13	9 000	415 88	12/26/12	310 77	0 00	105 11	Sale
MALLINCKRODT PUB LIMITED COMPANY SHS (IRELAND) / CUSIP G5785G107 / Symbol MNK							
07/03/13	3 000	126 89	12/26/12	119 48	0 00	7 41	Sale
07/17/13	0 500	22 08	12/26/12	19 91	0 00	2 17	Sale
Security total		148 97		139 39	0 00	9 58	
SEAGATE TECHNOLOGY PLC SHS (IRELAND) / CUSIP G7945M107 / Symbol STX							
04/12/13	8 000	288 48	12/26/12	244 64	0 00	43 84	Sale
VALIDUS HOLDINGS LIMITED COM SHS (BERMUDA) / CUSIP G9319H102 / Symbol VR							
07/18/13	2 000	70 94	12/26/12	67 96	0 00	2 98	Sale
WEATHERFORD INTERNATIONAL LIMITED REG SHS (SWITZERLAND) / CUSIP H27013103 / Symbol WFT							
05/13/13	1 000	13 33	12/26/12	10 93	0 00	2 40	Sale
07/15/13	26 000	365 86	12/26/12	284 15	0 00	81 71	Sale
2 tax lots for 07/31/13 Total proceeds (and cost when required) reported to the IRS							
	5 000	70 47	12/26/12	54 65	0 00	15 82	Sale

* This is important tax information and is being furnished to the Internal Revenue Service. If you are required to file a return, a negligence penalty or other sanction may be imposed on you if this income is taxable and the IRS determines that it has not been reported. Remember, taxpayers are ultimately responsible for the accuracy of their tax return(s).

**For NONCOVERED tax lots, values for "Date of acquisition," "Cost or other basis" and "Wash sale loss disallowed" are provided for your reference and are NOT reported to the IRS

Less commissions



78632483 - 008

Raymond James & Associates, Inc.

Account 78632483

Proceeds from Broker and Barter Exchange Transactions

2013 1099-B*

(continued)

OMB No 1545-0715

1c - SHORT-TERM TRANSACTIONS 6 - COVERED tax lot for which cost basis is reported to the IRS**

Report on Form 8949, Part I, with Box A checked

8 - Description / CUSIP / 1d - Symbol

These columns are not reported to the IRS

1a - Date of Sale or exchange	1e - Quantity	2a - Proceeds of [#] stocks, bonds, etc.	1b - Date of acquisition	3 - Cost or other basis	5 - Wash sale loss disallowed	Gain or loss(-)	Additional information
WEATHERFORD INTERNATIONAL LIMITED REG SHS (SWITZERLAND) / CUSIP H27013103 / Symbol WFT (cont'd)							
	44 000	620 09	01/22/13	553 04	0 00	67 05	Sale
07/31/13	49 000	690 56	VARIOUS	607 69	0 00	82 87	Total of 2 lots
	Security total	1,069 75		902 77	0 00	166 98	
PENTAIR LIMITED SHS (SWITZERLAND) / CUSIP H6169Q108 / Symbol PNR							
01/24/13	6 000	316 73	12/26/12	290 46	0 00	26 27	Sale
	Totals:	69,171.58		59,115.08	0.19	10,056.69	

* This is important tax information and is being furnished to the Internal Revenue Service. If you are required to file a return, a negligence penalty or other sanction may be imposed on you if this income is taxable and the IRS determines that it has not been reported. Remember, taxpayers are ultimately responsible for the accuracy of their tax return(s).

**For NONCOVERED tax lots, values for "Date of acquisition," "Cost or other basis" and "Wash sale loss disallowed" are provided for your reference and are NOT reported to the IRS

Less commissions

Raymond James & Associates, Inc.

Account 78730327

Proceeds Not Reported to the IRS

2013

SHORT-TERM TRANSACTIONS *NOT reported on Form 1099-B*

Report on Form 8949, Part I, with Box C checked

Description / CUSIP / Symbol

Date of Sale or exchange	Quantity	Proceeds of # stocks, bonds, etc.	Date of acquisition	Cost or other basis	Wash sale loss disallowed	Gain or loss(-)	Additional information
ACI WORLDWIDE INCORPORATED / CUSIP 004498101 / Symbol ACIW							
05/01/13	54 000	2,533 12	02/27/13	2,550 91	0 00	-17 79	Sale
AVID TECHNOLOGY INCORPORATED / CUSIP 05367P100 / Symbol AVID							
08/30/13	48 000	258 35	11/09/12	297 12	0 00	-38 77	Sale
BIOMED REALTY TRUST INCORPORATED REIT / CUSIP 09063H107 / Symbol BMR							
05/20/13	14 000	317 32	11/09/12	262 50	0 00	54 82	Sale
10/14/13	34 000	648 26	11/09/12	637 50	0 00	10 76	Sale
	Security total	965 58		900 00	0 00	65 58	
GARTNER INCORPORATED / CUSIP 366651107 / Symbol IT							
08/01/13	15 000	937 66	11/09/12	680 10	0 00	257 56	Sale
KAYDON CORPORATION / CUSIP 486587108 / Symbol KDNOLD							
08/01/13	28 000	828 28	11/09/12	622 16	0 00	206 12	Sale
MARKETAXESS HLDGS INCORPORATED / CUSIP 57060D108 / Symbol MKTX							
01/14/13	2 000	70 91	06/22/12	53 21	0 00	17 70	Sale
02/19/13	9 000	374 75	06/22/12	239 44	0 00	135 31	Sale
	2 tax lots for 02/27/13						
	6 000	235 44	06/22/12	159 63	0 00	75 81	Sale
	1 000	39 24	11/09/12	30 12	0 00	9 12	Sale
02/27/13	7 000	274 68	VARIOUS	189 75	0 00	84 93	Total of 2 lots
	Security total	720 34		482 40	0 00	237 94	
NATIONSTAR MTG HLDGS INCORPORATED / CUSIP 63861C109 / Symbol NSM							
02/27/13	29 000	1,132 50	06/13/12	525 85	0 00	606 65	Sale
05/15/13	30 000	1,349 66	06/13/12	543 98	0 00	805 68	Sale
	Security total	2,482 16		1,069 83	0 00	1,412 33	
NEUTRAL TANDEM INCORPORATED / CUSIP 64128B108 / Symbol IQNTOLD							
05/01/13	80 000	391 19	11/09/12	294 40	0 00	96 79	Sale

Less commissions



78730327 - 003

Raymond James & Associates, Inc.

Account 78730327

Proceeds Not Reported to the IRS

2013

(continued)

SHORT-TERM TRANSACTIONS *NOT reported on Form 1099-B*

Report on Form 8949, Part I, with Box C checked

Description / CUSIP / Symbol

Date of Sale or exchange	Quantity	Proceeds of [#] stocks, bonds, etc.	Date of acquisition	Cost or other basis	Wash sale loss disallowed	Gain or loss(-)	Additional information
PEOPLES UNITED FINANCIAL INCORPORATED / CUSIP 712704105 / Symbol PBCT							
4 tax lots for 05/23/13							
	2 000	27 65	06/21/12	23 25	0 00	4 40	Sale
	95 000	1,313 36	11/09/12	1,114 35	0 00	199 01	Sale
	4 000	55 30	02/15/13	51 67	0 00	3 63	Sale
	46 000	635 94	02/27/13	594 32	0 00	41 62	Sale
05/23/13	147 000	2,032 25	VARIOUS	1,783 59	0 00	248 66	Total of 4 lots
PRESTIGE BRANDS HLDGS INCORPORATED / CUSIP 74112D101 / Symbol PBH							
04/10/13	20 000	535 04	06/25/12	287 71	0 00	247 33	Sale
04/11/13	4 000	106 75	06/25/12	57 54	0 00	49 21	Sale
	Security total	641 79		345 25	0 00	296 54	
SCHOOL SPECIALTY INCORPORATED / CUSIP 807863105 / Symbol SCHSQOLD							
01/28/13	50 000	7 75	11/09/12	79 00	0 00	-71 25	Sale
STAGE STORES INCORPORATED COM NEW / CUSIP 85254C305 / Symbol SSI							
04/16/13	8 000	221 03	11/09/12	195 44	0 00	25 59	Sale
05/01/13	23 000	629 95	11/09/12	561 89	0 00	68 06	Sale
	Security total	850 98		757 33	0 00	93 65	
TOWER GROUP INCORPORATED / CUSIP 891777104 / Symbol TWGPOLD							
5 tax lots for 03/13/13							
	7 000	138 25	06/26/12	144 13	0 00	-5 88	Merger
	25 000	493 76	11/09/12	444 25	0 00	49 51	Merger
	152 000	3,002 07	01/17/13	2,920 06	0 00	82 01	Merger
	13 000	256 76	02/21/13	257 40	0 00	-0 64	Merger
	28 000	553 01	02/27/13	516 18	0 00	36 83	Merger
03/13/13	225 000	4,443 85	VARIOUS	4,282 02	0 00	161 83	Total of 5 lots
TOWER GROUP INTERNATIONAL LIMITED / CUSIP G8988C105 / Symbol TWGP							
03/15/13	0 378	6 69	03/13/13	6 59	0 00	0 10	Sale
6 tax lots for 12/20/13							
	7 931	20 32	03/13/13	138 25	0 00	-117 93	Sale
	14 729	37 74	03/13/13	256 76	0 00	-219 02	Sale

Less commissions

Raymond James & Associates, Inc.

Account 78730327

Proceeds Not Reported to the IRS

2013

(continued)

SHORT-TERM TRANSACTIONS NOT reported on Form 1099-B

Report on Form 8949, Part I, with Box C checked

Description / CUSIP / Symbol

Date of Sale or exchange	Quantity	Proceeds of [#] stocks, bonds, etc.	Date of acquisition	Cost or other basis	Wash sale loss disallowed	Gain or loss(-)	Additional information
TOWER GROUP INTERNATIONAL LIMITED / CUSIP G8988C105 / Symbol TWGP (cont'd)							
	28 325	72 58	03/13/13	493 76	0 00	-421 18	Sale
	31 724	81 29	03/13/13	553 01	0 00	-471 72	Sale
	46 075	118 06	03/13/13	803 18	0 00	-685 12	Sale
	172 216	441 30	03/13/13	3,002 07	0 00	-2,560 77	Sale
12/20/13	301 000	771 29	VARIOUS	5,247 03	0 00	-4,475 74	Total of 6 lots
	Security total	777 98		5,253 62	0 00	-4,475 64	
	Totals:	17,871.28		19,397.73	0.00	-1,526.45	

LONG-TERM TRANSACTIONS NOT reported on Form 1099-B

Report on Form 8949, Part II, with Box F checked

Description / CUSIP / Symbol

Date of Sale or exchange	Quantity	Proceeds of [#] stocks, bonds, etc.	Date of acquisition	Cost or other basis	Wash sale loss disallowed	Gain or loss(-)	Additional information
AFC ENTERPRISES INCORPORATED / CUSIP 00104Q107 / Symbol AFCE							
02/20/13	5 000	155 51	01/05/11	75 10	0 00	80 41	Sale
02/27/13	15 000	473 73	01/05/11	225 30	0 00	248 43	Sale
04/11/13	14 000	487 92	01/05/11	210 28	0 00	277 64	Sale
04/15/13	20 000	664 08	01/05/11	300 40	0 00	363 68	Sale
05/01/13	6 000	188 08	01/05/11	90 12	0 00	97 96	Sale
	Security total	1,969 32		901 20	0 00	1,068 12	
ALLETE INCORPORATED COM NEW / CUSIP 018522300 / Symbol ALE							
02/20/13	29 000	1,375 40	01/05/11	1,078 98	0 00	296 42	Sale
04/29/13	15 000	759 13	01/05/11	558 10	0 00	201 03	Sale
	Security total	2,134 53		1,637 08	0 00	497 45	
ALTRA INDL MOTION CORPORATION / CUSIP 02208R106 / Symbol AIMC							
02/27/13	67 000	1,675 83	01/05/11	1,392 83	0 00	283 00	Sale
AMERICAN EQTY INVT LIFE HLD COMPANY / CUSIP 025676206 / Symbol AEL							
	2 tax lots for 08/26/13						
	66 000	1,333 41	01/05/11	854 70	0 00	478 71	Sale

Less commissions



78730327 - 004

Raymond James & Associates, Inc.

Account 78730327

Proceeds Not Reported to the IRS

2013

(continued)

LONG-TERM TRANSACTIONS NOT reported on Form 1099-B

Report on Form 8949, Part II, with Box F checked

Description / CUSIP / Symbol

Date of Sale or exchange	Quantity	Proceeds of [#] stocks, bonds, etc.	Date of acquisition	Cost or other basis	Wash sale loss disallowed	Gain or loss(-)	Additional information
AMERICAN EQTY INVT LIFE HLD COMPANY / CUSIP 025676206 / Symbol AEL (cont'd)							
	72 000	1,454 64	01/05/11	932 40	0 00	522 24	Sale
08/26/13	138 000	2,788 05	VARIOUS	1,787 10	0 00	1,000 95	Total of 2 lots
09/03/13	42 000	845 44	01/05/11	543 90	0 00	301 54	Sale
	Security total	3,633 49		2,331 00	0 00	1,302 49	
AMSURG CORPORATION / CUSIP 03232P405 / Symbol AMSG							
08/12/13	20 000	788 78	01/05/11	419 23	0 00	369 55	Sale
12/18/13	8 000	365 35	01/05/11	167 69	0 00	197 66	Sale
12/24/13	11 000	506 14	01/05/11	230 58	0 00	275 56	Sale
	Security total	1,660 27		817 50	0 00	842 77	
ASPEN TECHNOLOGY INCORPORATED / CUSIP 045327103 / Symbol AZPN							
01/07/13	45 000	1,239 27	01/05/11	581 66	0 00	657 61	Sale
01/30/13	40 000	1,247 85	01/05/11	517 03	0 00	730 82	Sale
01/31/13	38 000	1,170 79	01/05/11	491 18	0 00	679 61	Sale
02/27/13	107 000	3,291 02	01/05/11	1,383 05	0 00	1,907 97	Sale
12/23/13	14 000	592 65	01/05/11	180 96	0 00	411 69	Sale
	Security total	7,541 58		3,153 88	0 00	4,387 70	
AVID TECHNOLOGY INCORPORATED / CUSIP 05367P100 / Symbol AVID							
02/28/13	35 000	241 84	01/05/11	607 60	0 00	-365 76	Sale
08/30/13	66 000	355 24	01/05/11	1,145 76	0 00	-790 52	Sale
	Security total	597 08		1,753 36	0 00	-1,156 28	
BARNES GROUP INCORPORATED / CUSIP 067806109 / Symbol B							
02/27/13	13 000	343 74	01/05/11	264 68	0 00	79 06	Sale
12/18/13	16 000	590 68	01/05/11	325 76	0 00	264 92	Sale
12/23/13	17 000	640 76	01/05/11	346 12	0 00	294 64	Sale
	Security total	1,575 18		936 56	0 00	638 62	
BELDEN INCORPORATED / CUSIP 077454106 / Symbol BDC							
02/19/13	8 000	408 23	01/05/11	290 80	0 00	117 43	Sale
12/23/13	8 000	560 27	01/05/11	290 80	0 00	269 47	Sale
	Security total	968 50		581 60	0 00	386 90	

Less commissions

Raymond James & Associates, Inc.

Account 78730327

Proceeds Not Reported to the IRS

2013

(continued)

LONG-TERM TRANSACTIONS NOT reported on Form 1099-B

Report on Form 8949, Part II, with Box F checked

Description / CUSIP / Symbol

Date of Sale or exchange	Quantity	Proceeds of [#] stocks, bonds, etc.	Date of acquisition	Cost or other basis	Wash sale loss disallowed	Gain or loss(-)	Additional information
BERKSHIRE HILLS BANCORP INCORPORATED / CUSIP 084680107 / Symbol BHLB							
02/27/13	6 000	145 03	01/05/11	135 00	0 00	10 03	Sale
07/30/13	9 000	234 33	01/05/11	202 50	0 00	31 83	Sale
Security total		379 36		337 50	0 00	41 86	
BIOMED REALTY TRUST INCORPORATED REIT / CUSIP 09063H107 / Symbol BMR							
02/27/13	24 000	508 06	01/05/11	431 63	0 00	76 43	Sale
05/20/13	16 000	362 65	01/05/11	287 76	0 00	74 89	Sale
Security total		870 71		719 39	0 00	151 32	
CARDINAL FINL CORPORATION / CUSIP 14149F109 / Symbol CFNL							
2 tax lots for 01/16/13							
	25 000	408 74	02/08/11	275 00	0 00	133 74	Sale
	21 000	343 34	02/09/11	231 99	0 00	111 35	Sale
01/16/13	46 000	752 08	VARIOUS	506 99	0 00	245 09	Total of 2 lots
CARTER INCORPORATED / CUSIP 146229109 / Symbol CRI							
02/19/13	9 000	544 05	02/08/11	269 16	0 00	274 89	Sale
2 tax lots for 04/29/13							
	8 000	521 43	02/08/11	239 25	0 00	282 18	Sale
	4 000	260 71	09/15/11	127 07	0 00	133 64	Sale
04/29/13	12 000	782 14	VARIOUS	366 32	0 00	415 82	Total of 2 lots
Security total		1,326 19		635 48	0 00	690 71	
CROSS CTRY HEALTHCARE INCORPORATED / CUSIP 227483104 / Symbol CCRN							
02/27/13	13 000	74 01	01/05/11	107 83	0 00	-33 82	Sale
CUBIST PHARMACEUTICALS INCORPORATED / CUSIP 229678107 / Symbol CBST							
02/27/13	15 000	614 24	02/08/11	337 71	0 00	276 53	Sale
DEALERTRACK TECHNOLOGIES INCORPORATED / CUSIP 242309102 / Symbol TRAK							
07/25/13	21 000	783 12	02/08/11	433 88	0 00	349 24	Sale
08/09/13	23 000	946 08	02/08/11	475 21	0 00	470 87	Sale
Security total		1,729 20		909 09	0 00	820 11	

Less commissions



78730327 - 005

Raymond James & Associates, Inc.

Account 78730327

Proceeds Not Reported to the IRS

2013

(continued)

LONG-TERM TRANSACTIONS *NOT reported on Form 1099-B*

Report on Form 8949, Part II, with Box F checked

Description / CUSIP / Symbol

Date of Sale or exchange	Quantity	Proceeds of # stocks, bonds, etc.	Date of acquisition	Cost or other basis	Wash sale loss disallowed	Gain or loss(-)	Additional information
DYCOM INDUSTRIES INCORPORATED / CUSIP 267475101 / Symbol DY							
11/25/13	45 000	1,233 31	01/05/11	661 42	0 00	571 89	Sale
ELECTRONICS FOR IMAGING INCORPORATED / CUSIP 286082102 / Symbol EFII							
2 tax lots for 04/30/13							
	14 000	373 64	02/08/11	208 99	0 00	164 65	Sale
	26 000	693 91	02/09/11	389 96	0 00	303 95	Sale
04/30/13	40 000	1,067 55	VARIOUS	598 95	0 00	468 60	Total of 2 lots
12/23/13	10 000	384 31	02/09/11	149 98	0 00	234 33	Sale
Security total		1,451 86		748 93	0 00	702 93	
EQUINIX INCORPORATED COM NEW / CUSIP 29444U502 / Symbol EQIX							
02/15/13	9 000	2,034 62	02/08/11	824 81	0 00	1,209 81	Sale
EURONET WORLDWIDE INCORPORATED / CUSIP 298736109 / Symbol EEFT							
02/19/13	21 000	518 80	01/05/11	376 32	0 00	142 48	Sale
10/21/13	28 000	1,190 27	01/05/11	501 76	0 00	688 51	Sale
12/23/13	4 000	195 73	01/05/11	71 68	0 00	124 05	Sale
Security total		1,904 80		949 76	0 00	955 04	
FIRST FINL BANCORP OH / CUSIP 320209109 / Symbol FFBC							
2 tax lots for 02/27/13							
	11 000	167 89	02/08/11	191 13	0 00	-23 24	Sale
	36 000	549 45	02/09/11	629 91	0 00	-80 46	Sale
02/27/13	47 000	717 34	VARIOUS	821 04	0 00	-103 70	Total of 2 lots
GARTNER INCORPORATED / CUSIP 366651107 / Symbol IT							
02/27/13	8 000	393 45	02/08/11	299 39	0 00	94 06	Sale
04/30/13	40 000	2,303 35	02/08/11	1,496 98	0 00	806 37	Sale
08/01/13	5 000	312 56	02/08/11	187 12	0 00	125 44	Sale
Security total		3,009 36		1,983 49	0 00	1,025 87	
GENESEE & WYO INCORPORATED CLASS A / CUSIP 371559105 / Symbol GWR							
02/20/13	5 000	449 65	02/08/11	262 43	0 00	187 22	Sale
02/27/13	7 000	620 57	02/08/11	367 40	0 00	253 17	Sale
Security total		1,070 22		629 83	0 00	440 39	

Less commissions

Raymond James & Associates, Inc.

Account 78730327

Proceeds Not Reported to the IRS

2013

(continued)

LONG-TERM TRANSACTIONS *NOT reported on Form 1099-B*

Report on Form 8949, Part II, with Box F checked

Description / CUSIP / Symbol

Date of Sale or exchange	Quantity	Proceeds of # stocks, bonds, etc.	Date of acquisition	Cost or other basis	Wash sale loss disallowed	Gain or loss(-)	Additional information
GOVERNMENT PPTYS INCOME TR COM SHS BEN INT REIT / CUSIP 38376A103 / Symbol GOV							
05/01/13	41 000	1,058 17	01/05/11	1,064 61	0 00	-6 44	Sale C
05/28/13	37 000	956 67	01/05/11	960 74	0 00	-4 07	Sale C
Security total		2,014 84		2,025 35	0 00	-10 51	
HARSCO CORPORATION / CUSIP 415864107 / Symbol HSC							
08/08/13	9 000	218 60	01/05/11	262 35	0 00	-43 75	Sale
HEICO CORPORATION NEW CLASS A / CUSIP 422806208 / Symbol HEI A							
10/29/13	0 750	28 76	02/08/11	15 48	0 00	13 28	Sale
INGRAM MICRO INCORPORATED CLASS A / CUSIP 457153104 / Symbol IM							
12/20/13	35 000	812 68	02/08/11	730 98	0 00	81 70	Sale
INVESTMENT TECHNOLOGY GRP NEW / CUSIP 46145F105 / Symbol ITG							
02/27/13	9 000	108 04	01/05/11	146 42	0 00	-38 38	Sale
JARDEN CORPORATION / CUSIP 471109108 / Symbol JAH							
02/19/13	5 000	302 26	01/05/11	157 70	0 00	144 56	Sale
02/27/13	19 000	1,152 63	01/05/11	599 26	0 00	553 37	Sale
03/27/13	0 500	21 75	01/05/11	10 51	0 00	11 24	Sale
Security total		1,476 64		767 47	0 00	709 17	
KAYDON CORPORATION / CUSIP 486587108 / Symbol KDNOLD							
08/01/13	44 000	1,301 57	01/05/11	1,745 04	0 00	-443 47	Sale
MARKETAXESS HLDGS INCORPORATED / CUSIP 57060D108 / Symbol MKTX							
2 tax lots for 01/14/13							
	18 000	638 23	02/08/11	356 78	0 00	281 45	Sale
	126 000	4,467 62	02/09/11	2,532 66	0 00	1,934 96	Sale
01/14/13	144 000	5,105 85	VARIOUS	2,889 44	0 00	2,216 41	Total of 2 lots
12/18/13	1 000	63 73	11/09/12	30 12	0 00	33 61	Sale
Security total		5,169 58		2,919 56	0 00	2,250 02	
MATTHEWS INTERNATIONAL CORPORATION CLASS A / CUSIP 577128101 / Symbol MATW							
02/27/13	14 000	465 85	01/05/11	487 06	0 00	-21 21	Sale

Less commissions



78730327 - 006

Raymond James & Associates, Inc.

Account 78730327

Proceeds Not Reported to the IRS

2013

(continued)

LONG-TERM TRANSACTIONS *NOT reported on Form 1099-B*

Report on Form 8949, Part II, with Box F checked

Description / CUSIP / Symbol

Date of Sale or exchange	Quantity	Proceeds of stocks, bonds, etc.	Date of acquisition	Cost or other basis	Wash sale loss disallowed	Gain or loss(-)	Additional information
MEDNAX INCORPORATED / CUSIP 58502B106 / Symbol MD							
02/19/13	5 000	441 29	01/05/11	344 60	0 00	96 69	Sale
MERIT MED SYSTEMS INCORPORATED / CUSIP 589889104 / Symbol MMSI							
02/27/13	7 000	83 23	01/05/11	87 19	0 00	-3 96	Sale
NASDAQ OMX GROUP INCORPORATED / CUSIP 631103108 / Symbol NDAQ							
02/27/13	7 000	220 31	02/08/11	181 47	0 00	38 84	Sale
NATIONSTAR MTG HLDGS INCORPORATED / CUSIP 63861C109 / Symbol NSM							
10/01/13	20 000	1,124 61	06/13/12	362 65	0 00	761 96	Sale
12/23/13	5 000	182 76	06/13/12	90 66	0 00	92 10	Sale
Security total		1,307 37		453 31	0 00	854 06	
NEUTRAL TANDEM INCORPORATED / CUSIP 64128B108 / Symbol IQNTOLD							
02/27/13	21 000	71 81	02/08/11	330 86	0 00	-259 05	Sale
05/01/13	69 000	337 40	02/08/11	1,087 09	0 00	-749 69	Sale
Security total		409 21		1,417 95	0 00	-1,008 74	
NU SKIN ENTERPRISES INCORPORATED CLASS A / CUSIP 67018T105 / Symbol NUS							
01/28/13	13 000	548 45	01/05/11	374 26	0 00	174 19	Sale
02/20/13	6 000	242 03	01/05/11	172 73	0 00	69 30	Sale
02/27/13	16 000	627 60	01/05/11	460 63	0 00	166 97	Sale
11/14/13	14 000	1,585 16	01/05/11	403 05	0 00	1,182 11	Sale
11/15/13	5 000	568 98	01/05/11	143 94	0 00	425 04	Sale
Security total		3,572 22		1,554 61	0 00	2,017 61	
OCEANEERING INTERNATIONAL INCORPORATED / CUSIP 675232102 / Symbol OII							
04/29/13	15 000	1,011 95	01/05/11	536 17	0 00	475 78	Sale
ON ASSIGNMENT INCORPORATED / CUSIP 682159108 / Symbol ASGN							
01/07/13	88 000	1,972 86	01/05/11	708 61	0 00	1,264 25	Sale
01/31/13	55 000	1,307 26	01/05/11	442 88	0 00	864 38	Sale
04/29/13	30 000	726 90	01/05/11	241 57	0 00	485 33	Sale
Security total		4,007 02		1,393 06	0 00	2,613 96	
1 800 FLOWERS COM CLASS A / CUSIP 68243Q106 / Symbol FLWS							
02/27/13	14 000	59 78	01/05/11	36 54	0 00	23 24	Sale

Less commissions

Raymond James & Associates, Inc.

Account 78730327

Proceeds Not Reported to the IRS

2013

(continued)

LONG-TERM TRANSACTIONS *NOT reported on Form 1099-B*

Report on Form 8949, Part II, with Box F checked

Description / CUSIP / Symbol

Date of Sale or exchange	Quantity	Proceeds of # stocks, bonds, etc.	Date of acquisition	Cost or other basis	Wash sale loss disallowed	Gain or loss(-)	Additional information
ORBITAL SCIENCES CORPORATION / CUSIP 685564106 / Symbol ORB							
02/27/13	36 000	540 70	01/05/11	623 47	0 00	-82 77	Sale
PAREXEL INTERNATIONAL CORPORATION / CUSIP 699462107 / Symbol PRXL							
02/27/13	17 000	581 58	01/05/11	361 93	0 00	219 65	Sale
PEOPLES UNITED FINANCIAL INCORPORATED / CUSIP 712704105 / Symbol PBCT							
3 tax lots for 05/23/13							
	65 000	890 48	02/08/11	866 55	0 00	23 93	Sale
	84 000	1,161 29	02/08/11	1,119 86	0 00	41 43	Sale
	25 000	345 62	02/23/12	312 50	0 00	33 12	Sale
05/23/13	174 000	2,397 39	VARIOUS	2,298 91	0 00	98 48	Total of 3 lots
PRIVATEBANCORP INCORPORATED / CUSIP 742962103 / Symbol PVTB							
07/12/13	41 000	928 22	01/05/11	588 41	0 00	339 81	Sale
07/26/13	29 000	697 50	01/05/11	416 19	0 00	281 31	Sale
12/18/13	25 000	702 02	01/05/11	358 78	0 00	343 24	Sale
	Security total	2,327 74		1,363 38	0 00	964 36	
ROSETTA RESOURCES INCORPORATED / CUSIP 777779307 / Symbol ROSE							
10/18/13	14 000	817 24	01/05/11	515 90	0 00	301 34	Sale
SCHOOL SPECIALTY INCORPORATED / CUSIP 807863105 / Symbol SCHSQOLD							
01/28/13	76 000	11 77	01/05/11	1,088 67	0 00	-1,076 90	Sale
SIGNATURE BK NEW YORK N Y / CUSIP 82669G104 / Symbol SBNY							
02/20/13	5 000	376 59	01/05/11	254 48	0 00	122 11	Sale
STAGE STORES INCORPORATED COM NEW / CUSIP 85254C305 / Symbol SSI							
02/12/13	31 000	757 20	01/05/11	531 03	0 00	226 17	Sale
02/19/13	19 000	464 74	01/05/11	325 47	0 00	139 27	Sale
02/27/13	22 000	531 67	01/05/11	376 86	0 00	154 81	Sale
2 tax lots for 04/10/13							
	39 000	1,078 04	01/05/11	668 07	0 00	409 97	Sale
	1 000	27 64	02/08/11	17 08	0 00	10 56	Sale
04/10/13	40 000	1,105 68	VARIOUS	685 15	0 00	420 53	Total of 2 lots

Less commissions



78730327 - 007

Raymond James & Associates, Inc.

Account 78730327

Proceeds Not Reported to the IRS

2013

(continued)

LONG-TERM TRANSACTIONS NOT reported on Form 1099-B

Report on Form 8949, Part II, with Box F checked

Description / CUSIP / Symbol

Date of Sale or exchange	Quantity	Proceeds of # stocks, bonds, etc.	Date of acquisition	Cost or other basis	Wash sale loss disallowed	Gain or loss(-)	Additional information
STAGE STORES INCORPORATED COM NEW / CUSIP 85254C305 / Symbol SSI (cont'd)							
04/11/13	24 000	704 81	02/08/11	409 85	0 00	294 96	Sale
04/16/13	15 000	414 43	02/08/11	256 15	0 00	158 28	Sale
Security total		3,978 53		2,584 51	0 00	1,394 02	
STERLING FINL CORPORATION WASH COM NEW / CUSIP 859319303 / Symbol STSA							
2 tax lots for 09/24/13							
	34 000	958 85	07/11/12	654 15	0 00	304 70	Sale
	27 000	761 44	07/27/12	552 60	0 00	208 84	Sale
09/24/13	61 000	1,720 29	VARIOUS	1,206 75	0 00	513 54	Total of 2 lots
12/19/13	19 000	632 76	07/27/12	388 86	0 00	243 90	Sale
12/23/13	22 000	747 80	07/27/12	450 27	0 00	297 53	Sale
Security total		3,100 85		2,045 88	0 00	1,054 97	
TOWER GROUP INCORPORATED / CUSIP 891777104 / Symbol TWGPOLD							
03/13/13	41 000	809 77	02/08/11	1,106 75	0 00	-296 98	Merger
WILEY JOHN & SONS INCORPORATED CLASS A / CUSIP 968223206 / Symbol JW A							
02/27/13	18 000	674 66	01/05/11	811 93	0 00	-137 27	Sale
ASSURED GUARANTY LIMITED (BERMUDA) / CUSIP G0585R106 / Symbol AGO							
02/27/13	16 000	292 79	01/05/11	303 52	0 00	-10 73	Sale
HERBALIFE LIMITED COM USD SHS (CAYMAN ISLANDS) / CUSIP G4412G101 / Symbol HLF							
01/28/13	40 000	1,700 00	01/05/11	1,364 40	0 00	335 60	Sale
02/27/13	7 000	254 09	01/05/11	238 77	0 00	15 32	Sale
11/15/13	19 000	1,311 69	01/05/11	648 09	0 00	663 60	Sale
Security total		3,265 78		2,251 26	0 00	1,014 52	
PLATINUM UNDERWRITER HLDGS LIMITED (BERMUDA) / CUSIP G7127P100 / Symbol PTP							
12/23/13	7 000	423 63	02/08/11	318 12	0 00	105 51	Sale
ALLIED WRLD ASSUR COM HLDG AG SHS (SWITZERLAND) / CUSIP H01531104 / Symbol AWH							
12/20/13	5 000	549 86	01/05/11	297 15	0 00	252 71	Sale
AERCAP HOLDINGS NV SHS (NETHERLANDS) / CUSIP N00985106 / Symbol AER							
02/27/13	8 000	121 22	02/08/11	121 05	0 00	0 17	Sale

Less commissions

Raymond James & Associates, Inc.

Account 78730327

Proceeds Not Reported to the IRS

2013

(continued)

LONG-TERM TRANSACTIONS *NOT reported on Form 1099-B*

Report on Form 8949, Part II, with Box F checked

Description / CUSIP / Symbol

Date of Sale or exchange	Quantity	Proceeds of[#] stocks, bonds, etc.	Date of acquisition	Cost or other basis	Wash sale loss disallowed	Gain or loss(-)	Additional information
AERCAP HOLDINGS NV□SHS (NETHERLANDS) / CUSIP N00985106 / Symbol AER (cont'd)							
12/23/13	19 000	732 84	02/08/11	287 49	0 00	445 35	Sale
	Security total	854 06		408 54	0 00	445 52	
	Totals:	82,634.96		55,417.29	0.00	27,217.67	

Less commissions



78730327 - 008

Raymond James & Associates, Inc.

Account 78754568

Proceeds Not Reported to the IRS

2013

SHORT-TERM TRANSACTIONS NOT reported on Form 1099-B

Report on Form 8949, Part I, with Box C checked

Description / CUSIP / Symbol

Date of Sale or exchange	Quantity	Proceeds of # stocks, bonds, etc.	Date of acquisition	Cost or other basis	Wash sale loss disallowed	Gain or loss(-)	Additional information
AIA GROUP LIMITED SPONSORED ADR (HONG KONG) / CUSIP: 001317205 / Symbol: AAGY	51,000	960.81	01/04/13	819.26	0.00	141.55	Sale
4 tax lots for 09/17/13							
	219,000	4,068.95	01/04/13	3,518.02	0.00	550.93	Sale
	43,000	798.93	02/21/13	708.21	0.00	90.72	Sale
	56,000	1,040.46	03/07/13	980.00	0.00	60.46	Sale
	47,000	873.24	08/21/13	831.90	0.00	41.34	Sale
09/17/13	365,000	6,781.58	VARIOUS	6,038.13	0.00	743.45	Total of 4 lots
Security total:				6,857.39	0.00	885.00	
AIXTRON SE SPONSORED ADR (GERMANY) / CUSIP: 009606104 / Symbol: AIXG							
2 tax lots for 09/17/13							
	24,000	409.04	12/26/12	286.04	0.00	123.00	Sale
	53,000	903.29	02/21/13	631.22	0.00	272.07	Sale
09/17/13	77,000	1,312.33	VARIOUS	917.26	0.00	395.07	Total of 2 lots
ANGLO AMERN PLC ADR NEW (UNITED KINGDOM) / CUSIP: 03485P201 / Symbol: AAUKY							
05/20/13	81,000	945.02	02/21/13	1,184.22	0.00	-239.20	Sale
ARM HLDGS PLC SPONSORED ADR (UNITED KINGDOM) / CUSIP: 042068106 / Symbol: ARMH							
2 tax lots for 09/17/13							
	16,000	740.18	02/21/13	672.29	0.00	67.89	Sale
	22,000	1,017.74	06/28/13	795.83	0.00	221.91	Sale
09/17/13	38,000	1,757.92	VARIOUS	1,468.12	0.00	289.80	Total of 2 lots
BG GROUP PLC ADR FIN INST N (UNITED KINGDOM) / CUSIP: 055434203 / Symbol: BRGY							
3 tax lots for 09/17/13							
	22,000	416.01	09/28/12	445.94	0.00	-29.93	Sale
	70,000	1,323.67	11/05/12	1,222.20	0.00	101.47	Sale
	145,000	2,741.90	05/20/13	2,759.89	0.00	-17.99	Sale
09/17/13	237,000	4,481.58	VARIOUS	4,428.03	0.00	53.55	Total of 3 lots
BANK N S HALIFAX (CANADA) / CUSIP: 064149107 / Symbol: BNS							
09/17/13	18,000	1,044.71	08/21/13	1,007.08	0.00	37.63	Sale

Less commissions.



78754568 - 003

Raymond James & Associates, Inc.

Account 78754568

Proceeds Not Reported to the IRS

(continued)

2013

SHORT-TERM TRANSACTIONS NOT reported on Form 1099-B

Report on Form 8949, Part I, with Box C checked

Description / CUSIP / Symbol

Date of Sale or exchange	Quantity	Proceeds of # stocks, bonds, etc.	Date of acquisition	Cost or other basis	Wash sale loss disallowed	Gain or loss(-)	Additional information
BELLE INTERNATIONAL HLDGS LIMITED ADR (CAYMAN ISLANDS) / CUSIP 078454105 / Symbol: BELLY							
4 tax lots for 09/17/13							
	20,000	292.00	12/05/12	428.18	0.00	-136.18	Sale
	51,000	744.60	02/28/13	945.11	0.00	-200.51	Sale
	38,000	554.80	03/07/13	746.69	0.00	-191.89	Sale
	55,000	802.99	05/20/13	902.54	0.00	-99.55	Sale
09/17/13	164,000	2,394.39	VARIOUS	3,022.52	0.00	-628.13	Total of 4 lots
BHP BILLITON LIMITED SPONSORED ADR (AUSTRALIA) / CUSIP 088606108 / Symbol: BHP							
3 tax lots for 09/17/13							
	10,000	672.19	12/05/12	728.80	0.00	-56.61	Sale
	31,000	2,083.78	04/30/13	2,071.10	0.00	12.68	Sale
	14,000	941.06	05/20/13	951.72	0.00	-10.66	Sale
09/17/13	55,000	3,697.03	VARIOUS	3,751.62	0.00	-54.59	Total of 3 lots
CAMECO CORPORATION (CANADA) / CUSIP 13321L108 / Symbol: CCJ							
09/17/13	90,000	1,793.68	12/05/12	1,668.47	0.00	125.21	Sale
CANON INCORPORATED SPONSORED ADR (JAPAN) / CUSIP 138006309 / Symbol: CAJ							
2 tax lots for 08/21/13							
	64,000	1,964.85	08/29/12	2,219.32	0.00	-254.47	Sale
	12,000	368.41	04/30/13	431.76	0.00	-63.35	Sale
08/21/13	76,000	2,333.26	VARIOUS	2,651.08	0.00	-317.82	Total of 2 lots
CARNIVAL PLC ADR (UNITED KINGDOM) / CUSIP 14365C103 / Symbol: CUK							
2 tax lots for 09/17/13							
	109,000	4,245.04	02/25/13	3,992.07	0.00	252.97	Sale
	59,000	2,297.77	05/20/13	2,171.55	0.00	126.22	Sale
09/17/13	168,000	6,542.81	VARIOUS	6,163.62	0.00	379.19	Total of 2 lots
CHINA UNICOM (HONG KONG) LIMITED SPONSORED ADR (CHINA) / CUSIP 16945R104 / Symbol: CHU							
3 tax lots for 09/17/13							
	55,000	893.81	02/21/13	792.44	0.00	101.37	Sale

Less commissions.

Raymond James & Associates, Inc.

Account 78754568

Proceeds Not Reported to the IRS

(continued)

2013

SHORT-TERM TRANSACTIONS NOT reported on Form 1099-B

Report on Form 8949, Part I, with Box C checked

Description / CUSIP / Symbol

Date of Sale or exchange	Quantity	Proceeds of # stocks, bonds, etc.	Date of acquisition	Cost or other basis	Wash sale loss disallowed	Gain or loss(-)	Additional information
CHINA UNICOM (HONG KONG) LIMITED SPONSORED ADR (CHINA) / CUSIP: 16945R104 / Symbol: CHU (cont'd)							
	67,000	1,088.83	03/07/13	957.99	0.00	130.84	Sale
	57,000	926.32	04/30/13	817.16	0.00	109.16	Sale
09/17/13	179,000	2,908.96	VARIOUS	2,567.59	0.00	341.37	Total of 3 lots
COMPAGNIE FIN RICHEMONTAG SWI ADR (SWITZERLAND) / CUSIP: 204319107 / Symbol: CFRUY							
09/17/13	131,000	1,296.88	05/20/13	1,205.20	0.00	91.68	Sale
CREDIT SUISSE GROUP SPONSORED ADR (SWITZERLAND) / CUSIP: 225401108 / Symbol: CS							
3 tax lots for 09/17/13							
	61,463	1,893.68	12/05/12	1,481.99	0.00	411.69	Sale
	34,000	1,047.53	06/18/13	974.77	0.00	72.76	Sale
	26,000	801.06	06/28/13	685.09	0.00	115.97	Sale
09/17/13	121,463	3,742.27	VARIOUS	3,141.85	0.00	600.42	Total of 3 lots
DIAGEO P L C SPON ADR NEW (UNITED KINGDOM) / CUSIP: 25243Q205 / Symbol: DEO							
09/17/13	7,000	902.15	08/21/13	880.88	0.00	21.27	Sale
ENI S P A SPONSORED ADR (ITALY) / CUSIP: 26874R108 / Symbol: E							
02/07/13	9,000	420.20	05/10/12	384.74	0.00	35.46	Sale
02/08/13	77,000	3,576.61	05/10/12	3,291.62	0.00	284.99	Sale
	Security total:	3,996.81		3,676.36	0.00	320.45	
FRESENIUS SE & COMPANY KGAA SPONSORED ADR (GERMANY) / CUSIP: 35804M105 / Symbol: FSNLNY							
09/17/13	350,000	5,442.75	12/12/12	5,103.00	0.00	339.75	Sale
GEMALTO NV SPONSORED ADR / CUSIP: 36863N208 / Symbol: GTOMY							
08/21/13	25,000	1,426.47	02/07/13	1,126.25	0.00	300.22	Sale
4 tax lots for 09/17/13							
	54,000	3,049.32	02/07/13	2,432.70	0.00	616.62	Sale
	25,000	1,411.73	02/21/13	1,124.00	0.00	287.73	Sale
	10,000	564.69	03/07/13	474.70	0.00	89.99	Sale
	38,000	2,145.82	05/20/13	1,529.12	0.00	616.70	Sale
09/17/13	127,000	7,171.56	VARIOUS	5,560.52	0.00	1,611.04	Total of 4 lots
	Security total	8,598.03		6,686.77	0.00	1,911.26	

Less commissions



78754568 - 004

Raymond James & Associates, Inc.

Account 78754568

Proceeds Not Reported to the IRS

(continued)

2013

SHORT-TERM TRANSACTIONS NOT reported on Form 1099-B

Report on Form 8949, Part I, with Box C checked

Description / CUSIP / Symbol

Date of Sale or exchange	Quantity	Proceeds of ^a stocks, bonds, etc.	Date of acquisition	Cost or other basis	Wash sale loss disallowed	Gain or loss(-)	Additional information
HDFC BANK LIMITED ADR REPS 3 SHS (INDIA) / CUSIP: 40415F101 / Symbol: HDB	23,000	743.57	03/07/13	899.30	0.00	-155.73	Sale
09/17/13							
HOLCIM LIMITED ADR (SWITZERLAND) / CUSIP: 434741203 / Symbol: HCMLY	59,000	853.71	08/21/13	841.93	0.00	11.78	Sale
09/17/13							
INDUSTRIAL & COML BK CHINA ADR (CHINA) / CUSIP: 455807107 / Symbol: IDCBY							
2 tax lots for 08/21/13:							
52,000	674.42	08/28/12		582.32	0.00	92.10	Sale
16,000	207.52	08/29/12		174.40	0.00	33.12	Sale
68,000	881.94	VARIOUS		756.72	0.00	125.22	Total of 2 lots
08/21/13							
ITAU UNIBANCO SA SPONSORED ADR REPSTG / CUSIP: 465562106 / Symbol: ITUB							
2 tax lots for 09/17/13:							
44,000	612.54	12/05/12		631.48	0.00	-18.94	Sale
98,000	1,364.29	08/21/13		1,163.25	0.00	201.04	Sale
142,000	1,976.83	VARIOUS		1,794.73	0.00	182.10	Total of 2 lots
09/17/13							
KOMATSU LIMITED SPON ADR NEW (JAPAN) / CUSIP: 500458401 / Symbol: KMTUY							
2 tax lots for 09/17/13:							
63,000	1,621.59	02/21/13		1,546.02	0.00	75.57	Sale
53,000	1,364.19	05/20/13		1,512.09	0.00	-147.90	Sale
116,000	2,985.78	VARIOUS		3,058.11	0.00	-72.33	Total of 2 lots
09/17/13							
MANULIFE FINL CORPORATION (CANADA) / CUSIP: 56501R106 / Symbol: MFC							
2 tax lots for 09/17/13:							
60,000	1,044.61	12/05/12		779.99	0.00	264.62	Sale
216,000	3,760.58	08/21/13		3,541.41	0.00	219.17	Sale
276,000	4,805.19	VARIOUS		4,321.40	0.00	483.79	Total of 2 lots
09/17/13							
NESTLE S A SPONSORED ADR (SWITZERLAND) / CUSIP: 641069406 / Symbol: NSRGY							
3 tax lots for 09/17/13:							
60,000	4,028.93	10/04/12		3,876.00	0.00	152.93	Sale

Less commissions.

Raymond James & Associates, Inc.

Account 78754568

2013

Proceeds Not Reported to the IRS

(continued)

SHORT-TERM TRANSACTIONS NOT reported on Form 1099-B

Report on Form 8949, Part I, with Box C checked

Description / CUSIP / Symbol

Date of Sale or exchange	Quantity	Proceeds of # stocks, bonds, etc.	Date of acquisition	Cost or other basis	Wash sale loss disallowed	Gain or loss(-)	Additional information
NESTLE S A SPONSORED ADR (SWITZERLAND) / CUSIP: 641069406 / Symbol: NSRGY (cont'd)							
	14,000	940.08	02/21/13	963.76	0.00	-23.68	Sale
	27,000	1,813.02	08/21/13	1,802.79	0.00	10.23	Sale
09/17/13	101,000	6,782.03	VARIOUS	6,642.55	0.00	139.48	Total of 3 lots
NEWCREST MINING LIMITED SPONSORED ADR (AUSTRALIA) / CUSIP: 651191108 / Symbol: NCMGY							
2 tax lots for 04/30/13							
	120,000	2,060.35	05/09/12	2,937.37	0.00	-877.02	Sale
	8,000	137.36	07/25/12	184.88	0.00	-47.52	Sale
04/30/13	128,000	2,197.71	VARIOUS	3,122.25	0.00	-924.54	Total of 2 lots
NOVOZYMES A/S SPONSORED ADR (DENMARK) / CUSIP: 670108109 / Symbol: NVZMY							
03/07/13	9,000	320.48	02/07/13	308.79	0.00	11.69	Sale
2 tax lots for 09/17/13.							
	99,000	3,649.07	02/07/13	3,396.69	0.00	252.38	Sale
	13,000	479.17	02/21/13	437.32	0.00	41.85	Sale
09/17/13	112,000	4,128.24	VARIOUS	3,834.01	0.00	294.23	Total of 2 lots
	Security total.	4,448.72		4,142.80	0.00	305.92	
PING AN INS GROUP COMPANY CHINA LIMITED SPON ADR REP H / CUSIP: 72341E304 / Symbol: PNGAY							
09/17/13	229,000	3,535.72	08/21/13	3,141.15	0.00	394.57	Sale
PRADA S P A ADR / CUSIP: 73942H100 / Symbol: PRDSY							
09/17/13	276,000	5,627.65	08/21/13	5,285.73	0.00	341.92	Sale
RECKITT BENCKISER PLC SPONSORED ADR / CUSIP: 756255204 / Symbol: RBGLY							
02/21/13	39,000	532.72	10/26/12	471.12	0.00	61.60	Sale
08/21/13	301,000	4,251.13	10/26/12	3,636.08	0.00	615.05	Sale
	Security total.	4,783.85		4,107.20	0.00	676.65	
ROLLS ROYCE HOLDINGS PLC SPONSORED ADR / CUSIP: 775781206 / Symbol: RYCEY							
09/17/13	30,000	2,605.45	12/05/12	2,215.50	0.00	389.95	Sale

Less commissions.



78754568 - 005

Raymond James & Associates, Inc.

Account 78754568

Proceeds Not Reported to the IRS

(continued)

2013

SHORT-TERM TRANSACTIONS NOT reported on Form 1099-B

Report on Form 8949, Part I, with Box C checked

Description / CUSIP / Symbol

Date of Sale or exchange	Quantity	Proceeds of # stocks, bonds, etc.	Date of acquisition	Cost or other basis	Wash sale loss disallowed	Gain or loss(-)	Additional information
SESA STERILITE LIMITED SPONSORED ADR (INDIA) / CUSIP: 78413F103 / Symbol: SSLT							
2 tax lots for 09/17/13							
	85 200	961 20	02/26/13	1,011.04	0.00	-49 84	Sale
	330 000	3,722 96	08/21/13	2,865.44	0.00	857.52	Sale
09/17/13	415,200	4,684.16	VARIOUS	3,876.48	0.00	807.68	Total of 2 lots
SABMILLER PLC SPONSORED ADR (UNITED KINGDOM) / CUSIP: 78572M105 / Symbol: SBMRY							
09/17/13	97,000	4,922.66	08/21/13	4,655.41	0.00	267.25	Sale
SHIN ETSU CHEMICAL COMPANY LIMITED ADR (JAPAN) / CUSIP: 824551105 / Symbol: SHECY							
2 tax lots for 09/17/13							
	322 000	4,771 95	05/20/13	5,626 02	0.00	-854 07	Sale
	52 000	770.63	06/28/13	865 28	0.00	-94 65	Sale
09/17/13	374,000	5,542.58	VARIOUS	6,491.30	0.00	-948 72	Total of 2 lots
SOFTBANK CORPORATION ADR (JAPAN) / CUSIP: 83404D109 / Symbol: SFTBY							
05/20/13	33,000	971 82	09/28/12	666.27	0.00	305.55	Sale
08/21/13	71,000	2,253.16	09/28/12	1,433.49	0.00	819.67	Sale
6 tax lots for 09/17/13							
	123 000	3,974 06	09/28/12	2,483.37	0.00	1,490 69	Sale
	80 000	2,584.75	10/15/12	1,174.40	0.00	1,410.35	Sale
	70 000	2,261.66	12/05/12	1,279 60	0.00	982.06	Sale
	93 000	3,004.78	02/07/13	1,718.64	0.00	1,286 14	Sale
	44 000	1,421 61	02/21/13	777.92	0.00	643 69	Sale
	37,000	1,195 45	03/07/13	721.50	0.00	473.95	Sale
09/17/13	447,000	14,442.31	VARIOUS	8,155.43	0.00	6,286.88	Total of 6 lots
	Security total	17,667.29		10,255 19	0.00	7,412.10	
TENCENT HLDGS LIMITED ADR (CAYMAN ISLANDS) / CUSIP: 88032Q109 / Symbol: TCEHY							
2 tax lots for 09/17/13							
	33,000	1,779.33	02/21/13	1,150.71	0.00	628.62	Sale
	25,000	1,347.97	04/30/13	863 75	0.00	484.22	Sale
09/17/13	58,000	3,127.30	VARIOUS	2,014 46	0.00	1,112 84	Total of 2 lots

Less commissions.

Raymond James & Associates, Inc.

Account 78754568

Proceeds Not Reported to the IRS

(continued)

2013

SHORT-TERM TRANSACTIONS NOT reported on Form 1099-B

Report on Form 8949, Part I, with Box C checked

Description / CUSIP / Symbol

Date of Sale or exchange	Quantity	Proceeds of stocks, bonds, etc.	Date of acquisition	Cost or other basis	Wash sale loss disallowed	Gain or loss(-)	Additional information
TOYOTA MOTOR CORPORATION SP ADR REP2COM (JAPAN) / CUSIP: 892331307 / Symbol: TM	6,000	761.99	05/20/13	772.98	0.00	-10.99	Sale
2 tax lots for 09/17/13							
09/17/13	19,000	689.11	03/07/13	728.27	0.00	-39.16	Sale
	26,000	943.00	06/28/13	837.46	0.00	105.54	Sale
	45,000	1,632.11	VARIOUS	1,565.73	0.00	66.38	Total of 2 lots
WOODSIDE PETE LIMITED SPONSORED ADR (AUSTRALIA) / CUSIP: 980228308 / Symbol: WOPEY							
2 tax lots for 06/28/13							
06/28/13	19,000	336.54	07/25/12	486.97	0.00	-150.43	Sale
	29,000	513.66	02/21/13	778.07	0.00	-264.41	Sale
	48,000	850.20	VARIOUS	1,265.04	0.00	-414.84	Total of 2 lots
WORLEYPARSONS LIMITED ADR (AUSTRALIA) / CUSIP: 98161Q101 / Symbol: WYGPY							
2 tax lots for 06/28/13							
06/28/13	19,000	336.54	07/25/12	486.97	0.00	-150.43	Sale
	29,000	513.66	02/21/13	778.07	0.00	-264.41	Sale
	48,000	850.20	VARIOUS	1,265.04	0.00	-414.84	Total of 2 lots
ASML HOLDING N V N Y REGISTRY SHS (NETHERLANDS) / CUSIP: N07059210 / Symbol: ASML							
09/17/13	49,000	4,546.68	05/20/13	3,912.94	0.00	633.74	Sale
Totals:		146,896.09		131,519.96	0.00	15,376.13	

LONG-TERM TRANSACTIONS NOT reported on Form 1099-B

Report on Form 8949, Part II, with Box F checked

Description / CUSIP / Symbol

Date of Sale or exchange	Quantity	Proceeds of stocks, bonds, etc.	Date of acquisition	Cost or other basis	Wash sale loss disallowed	Gain or loss(-)	Additional information
ABB LIMITED SPONSORED ADR (SWITZERLAND) / CUSIP: 000375204 / Symbol: ABB							
2 tax lots for 02/26/13							
02/26/13	27,000	603.98	06/21/11	687.11	0.00	-83.13	Sale
	9,000	201.32	08/04/11	193.40	0.00	7.92	Sale
	36,000	805.30	VARIOUS	880.51	0.00	-75.21	Total of 2 lots
05/20/13	46,000	1,030.13	08/04/11	988.47	0.00	41.66	Sale

Less commissions.



78754568 - 006

Raymond James & Associates, Inc.

Account 78754568

Proceeds Not Reported to the IRS

(continued)

2013

LONG-TERM TRANSACTIONS NOT reported on Form 1099-B

Report on Form 8949, Part II, with Box F checked

Description / CUSIP / Symbol

Date of Sale or exchange	Quantity	Proceeds of # stocks, bonds, etc.	Date of acquisition	Cost or other basis	Wash sale loss disallowed	Gain or loss(-)	Additional information
ABB LIMITED SPONSORED ADR (SWITZERLAND) / CUSIP: 000375204 / Symbol: ABB (cont'd)							
7 tax lots for 09/17/13.							
	77 000	1,787.91	06/21/11	1,855.39	0.00	-67.48	Sale
	63,000	1,462.84	08/04/11	1,353.77	0.00	109.07	Sale
	69 000	1,602.16	08/18/11	1,389.56	0.00	212.60	Sale
	37 000	859.13	11/08/11	696.63	0.00	162.50	Sale
	46 000	1,068.10	05/10/12	787.45	0.00	280.65	Sale
	3 000	69.66	05/11/12	50.70	0.00	18.96	Sale
	46,000	1,068.11	08/29/12	800.33	0.00	267.78	Sale
09/17/13	341 000	7,917.91	VARIOUS	6,933.83	0.00	984.08	Total of 7 lots
	Security total	9,753.34		8,802.81	0.00	950.53	
ADIDAS AG ADR (GERMANY) / CUSIP: 00687A107 / Symbol: ADDYY							
02/07/13	10 000	450.48	06/21/11	378.00	0.00	72.48	Sale
03/07/13	11,000	550.31	06/21/11	415.80	0.00	134.51	Sale
03/26/13	13,000	688.46	06/21/11	491.40	0.00	197.06	Sale
5 tax lots for 09/17/13							
	42 000	2,251.58	06/21/11	1,587.60	0.00	663.98	Sale
	85 000	4,556.77	08/04/11	2,913.80	0.00	1,642.97	Sale
	29 000	1,554.66	08/18/11	952.49	0.00	602.17	Sale
	23 000	1,233.01	09/28/11	748.19	0.00	484.82	Sale
	22 000	1,179.40	02/16/12	850.63	0.00	328.77	Sale
09/17/13	201,000	10,775.42	VARIOUS	7,052.71	0.00	3,722.71	Total of 5 lots
	Security total	12,464.67		8,337.91	0.00	4,126.76	
AIXTRON SE SPONSORED ADR (GERMANY) / CUSIP: 009606104 / Symbol: AIXG							
08/21/13	66,000	1,100.58	06/21/11	2,346.30	0.00	-1,245.72	Sale
4 tax lots for 09/17/13							
	23 000	392.00	06/21/11	817.65	0.00	-425.65	Sale
	114 000	1,942.93	08/04/11	2,735.34	0.00	-792.41	Sale
	26,000	443.12	08/18/11	546.78	0.00	-103.66	Sale
	39 000	564.69	09/28/11	644.80	0.00	19.89	Sale
09/17/13	202,000	3,442.74	VARIOUS	4,744.57	0.00	-1,301.83	Total of 4 lots
	Security total	4,543.32		7,090.87	0.00	-2,547.55	

Less commissions.

Raymond James & Associates, Inc.

Account 78754568

Proceeds Not Reported to the IRS

(continued)

2013

LONG-TERM TRANSACTIONS NOT reported on Form 1099-B

Report on Form 8949, Part II, with Box F checked.

Description / CUSIP / Symbol

Date of Sale or exchange	Quantity	Proceeds of # stocks, bonds, etc.	Date of acquisition	Cost or other basis	Wash sale loss disallowed	Gain or loss(-)	Additional information
ANGLO AMERN PLC ADR NEW (UNITED KINGDOM) / CUSIP: 03485P201 / Symbol: AAUKY							
4 tax lots for 05/20/13.							
	9 000	105 00	06/21/11	210 61	0 00	-105 61	Sale
	122 000	1,423 36	06/21/11	2,882.86	0 00	-1,459.50	Sale
	196 000	2,286 72	08/04/11	4,121.88	0 00	-1,835 16	Sale
	23 000	268 34	09/28/11	416.30	0 00	-147.96	Sale
05/20/13	350,000	4,083.42	VARIOUS	7,631.65	0 00	-3,548.23	Total of 4 lots
ANHEUSER BUSCH INBEV SANY SPONSORED ADR (BELGIUM) / CUSIP: 03524A108 / Symbol: BUD							
2 tax lots for 03/07/13.							
	4 000	381.67	06/21/11	231.04	0 00	150.63	Sale
	13 000	1,240 43	08/04/11	700.96	0 00	539 47	Sale
03/07/13	17,000	1,622.10	VARIOUS	932.00	0 00	690.10	Total of 2 lots
ARM HLDGS PLC SPONSORED ADR (UNITED KINGDOM) / CUSIP: 042068106 / Symbol: ARMH							
2 tax lots for 02/07/13							
	25 000	1,101 28	06/21/11	693.00	0 00	408.28	Sale
	64 000	2,819 26	08/04/11	1,637.76	0 00	1,181.50	Sale
02/07/13	89,000	3,920.54	VARIOUS	2,330.76	0 00	1,589.78	Total of 2 lots
	17 000	851.05	08/04/11	435.03	0 00	416 02	Sale
05/20/13	73,000	3,377.07	08/04/11	1,868.07	0 00	1,509.00	Sale
09/17/13		8,148 66		4,633 86	0 00	3,514 80	
Security total							
AXA SA SPONSORED ADR (FRANCE) / CUSIP: 054536107 / Symbol: AXAHY							
02/21/13	43,000	748.61	06/21/11	951.16	0 00	-202.55	Sale
05/20/13	87,000	1,689.50	06/21/11	1,924.44	0 00	-234.94	Sale
6 tax lots for 09/17/13							
	12 000	287 51	06/21/11	265 44	0 00	22 07	Sale
	153 000	3,665.82	08/04/11	2,512 26	0 00	1,153 56	Sale
	66 000	1,581 33	02/16/12	1,032.24	0 00	549 09	Sale
	64 000	1,533.41	05/09/12	797 59	0 00	735 82	Sale
	7 000	167.72	05/11/12	87.50	0 00	80 22	Sale
	40 000	958.38	08/29/12	583.20	0 00	375 18	Sale
09/17/13	342,000	8,194.17	VARIOUS	5,278.23	0 00	2,915.94	Total of 6 lots

Less commissions.



78754568 - 007

Raymond James & Associates, Inc.

Account 78754568

2013

Proceeds Not Reported to the IRS

(continued)

LONG-TERM TRANSACTIONS NOT reported on Form 1099-B

Report on Form 9949, Part II, with Box F checked

Description / CUSIP / Symbol

Date of Sale or exchange	Quantity	Proceeds of # stocks, bonds, etc.	Date of acquisition	Cost or other basis	Wash sale loss disallowed	Gain or loss(-)	Additional information
Security total:		10,632.28		8,153.83	0.00	2,478.45	
3 tax lots for 09/17/13							
BG GROUP PLC ADR FIN INST N (UNITED KINGDOM) / CUSIP 055434203 / Symbol: BRGY	25,000	472.74	08/04/11	529.95	0.00	-57.21	Sale
	35,000	661.84	08/18/11	724.16	0.00	-62.32	Sale
	40,000	756.39	12/12/11	854.48	0.00	-98.09	Sale
09/17/13	100,000	1,890.97	VARIOUS	2,108.59	0.00	-217.62	Total of 3 lots
BANK N S HALIFAX (CANADA) / CUSIP: 064149107 / Symbol: BNS							
02/21/13	20,000	1,174.99	06/21/11	1,194.40	0.00	-19.41	Sale
3 tax lots for 09/17/13							
	8,000	464.32	06/21/11	477.76	0.00	-13.44	Sale
	45,000	2,611.79	08/04/11	2,424.60	0.00	187.19	Sale
	39,000	2,263.55	09/15/11	2,069.68	0.00	193.87	Sale
09/17/13	92,000	5,339.66	VARIOUS	4,972.04	0.00	367.62	Total of 3 lots
Security total:		6,514.65		6,166.44	0.00	348.21	
BAYER A G SPONSORED ADR (GERMANY) / CUSIP: 072730302 / Symbol: BAYRY							
05/20/13	10,000	1,080.07	06/21/11	831.00	0.00	249.07	Sale
2 tax lots for 08/21/13							
	2,000	233.79	06/21/11	166.20	0.00	67.59	Sale
	9,000	1,052.08	08/04/11	641.79	0.00	410.29	Sale
08/21/13	11,000	1,285.87	VARIOUS	807.99	0.00	477.88	Total of 2 lots
Security total:		2,365.94		1,638.99	0.00	726.95	
BELLE INTERNATIONAL HLDGS LIMITED ADR (CAYMAN ISLANDS) / CUSIP 078454105 / Symbol: BELLY							
09/17/13	390,000	5,693.97	08/29/12	7,585.50	0.00	-1,891.53	Sale
BHP BILLITON LIMITED SPONSORED ADR (AUSTRALIA) / CUSIP 088606108 / Symbol: BHP							
09/17/13	15,000	1,008.28	08/04/11	1,221.15	0.00	-212.87	Sale
CAMECO CORPORATION (CANADA) / CUSIP 13321L108 / Symbol: CCJ							
05/20/13	90,000	1,952.24	06/21/11	2,189.43	0.00	-237.19	Sale

Less commissions

Raymond James & Associates, Inc.

Account 78754568

Proceeds Not Reported to the IRS

(continued)

2013

LONG-TERM TRANSACTIONS NOT reported on Form 1099-B

Report on Form 8949, Part II, with Box F checked

Description / CUSIP / Symbol

Date of Sale or exchange	Quantity	Proceeds of # stocks, bonds, etc.	Date of acquisition	Cost or other basis	Wash sale loss disallowed	Gain or loss(-)	Additional information
CAMECO CORPORATION (CANADA) / CUSIP: 13321L108 / Symbol CC-J (cont'd)							
4 tax lots for 09/17/13.							
	13 000	259 09	06/21/11	316.25	0 00	-57 16	Sale
	112 000	2,232.13	08/04/11	2,729.10	0 00	-496 97	Sale
	30 000	597 89	07/05/12	673.46	0 00	-75.57	Sale
	35 000	697.54	08/29/12	775.18	0 00	-77.64	Sale
09/17/13	190 000	3,786 65	VARIOUS	4,493.99	0 00	-707.34	Total of 4 lots
	Security total	5,738 89		6,683.42	0 00	-944.53	
CANON INCORPORATED SPONSORED ADR (JAPAN) / CUSIP 138006309 / Symbol: CAJ							
3 tax lots for 02/07/13							
	33 000	1,155 69	06/21/11	1,548.68	0 00	-392 99	Sale
	7 000	245 15	07/15/11	333.41	0 00	-88 26	Sale
	56 000	1,961.17	08/04/11	2,572.64	0 00	-611.47	Sale
02/07/13	96 000	3,362.01	VARIOUS	4,454.73	0 00	-1,092 72	Total of 3 lots
05/20/13	23 000	850.06	08/04/11	1,056.62	206.56	0 00	Sale
3 tax lots for 08/21/13.							
	23 000	706.12	07/15/11	1,034.10	0 00	-327.98	Sale
	38 000	1,166.63	08/04/11	1,745.72	0 00	-579.09	Sale
	18 000	552.62	05/10/12	781.87	0 00	-229.25	Sale
08/21/13	79 000	2,425.37	VARIOUS	3,561.69	0 00	-1,136.32	Total of 3 lots
	Security total	6,637 44		9,073 04	206 56	-2,229 04	
CHINA UNICOM (HONG KONG) LIMITED SPONSORED ADR (CHINA) / CUSIP 16945R104 / Symbol CHU							
11 tax lots for 09/17/13							
	13 000	211 27	08/18/11	250 64	0 00	-39 37	Sale
	40 000	650 05	08/18/11	750 78	0 00	-100 73	Sale
	222 000	3,607 77	08/18/11	4,111.28	0 00	-503.51	Sale
	17 000	276.27	09/15/11	378 42	0 00	-102.15	Sale
	42 000	682 55	01/03/12	904.68	0 00	-222.13	Sale
	48 000	780.06	05/10/12	806 87	0 00	-26.81	Sale
	11 000	178.76	05/11/12	180.29	0 00	-1.53	Sale
	47 000	763.81	05/31/12	647.66	0 00	116 15	Sale
	26 000	422.53	07/05/12	355.94	0 00	66 59	Sale

Less commissions.



78754568 - 008

Raymond James & Associates, Inc.

Account 78754568

Proceeds Not Reported to the IRS

(continued)

2013

LONG-TERM TRANSACTIONS NOT reported on Form 1099-B

Report on Form 8949, Part II, with Box F checked

Description / CUSIP / Symbol

Date of Sale or exchange	Quantity	Proceeds of stocks, bonds, etc.	Date of acquisition	Cost or other basis	Wash sale loss disallowed	Gain or loss(-)	Additional information
CHINA UNICOM (HONG KONG) LIMITED SPONSORED ADR (CHINA) / CUSIP: 16945R104 / Symbol: CHU (cont'd)							
	62,000	1,007.58	07/25/12	875.43	0.00	132.15	Sale
	33,000	536.29	08/29/12	547.47	0.00	-11.18	Sale
09/17/13	561,000	9,116.94	VARIOUS	9,809.46	0.00	-692.52	Total of 11 lots
COMPAGNIE FIN RICHEMONTAG SWI ADR (SWITZERLAND) / CUSIP: 204319107 / Symbol: CFRUY							
3 tax lots for 09/17/13							
	324,000	3,207.54	08/04/11	1,817.64	0.00	1,389.90	Sale
	96,000	950.38	05/09/12	566.89	0.00	383.49	Sale
	21,000	207.90	05/10/12	121.59	0.00	86.31	Sale
09/17/13	441,000	4,365.82	VARIOUS	2,506.12	0.00	1,859.70	Total of 3 lots
CREDIT SUISSE GROUP SPONSORED ADR (SWITZERLAND) / CUSIP: 225401108 / Symbol: CS							
05/29/13	0.683	20.63	03/29/12	18.78	0.00	1.85	Sale
5 tax lots for 09/17/13							
	124,293	3,829.44	03/29/12	3,417.52	0.00	411.92	Sale
	30,732	946.84	04/18/12	794.09	0.00	152.75	Sale
	31,756	978.40	05/10/12	662.77	0.00	315.63	Sale
	6,146	189.37	05/11/12	126.96	0.00	62.41	Sale
	25,610	789.03	07/05/12	456.99	0.00	332.04	Sale
09/17/13	218,537	6,733.08	VARIOUS	5,458.33	0.00	1,274.75	Total of 5 lots
	Security total	6,753.71		5,477.11	0.00	1,276.60	
DIAGEO P L C SPON ADR NEW (UNITED KINGDOM) / CUSIP: 25243Q205 / Symbol: DEO							
2 tax lots for 09/17/13							
	43,000	5,541.78	02/16/12	4,083.12	0.00	1,458.66	Sale
	8,000	1,031.03	05/10/12	791.68	0.00	239.35	Sale
09/17/13	51,000	6,572.81	VARIOUS	4,874.80	0.00	1,698.01	Total of 2 lots
GRIFOLS S A SP ADR REP B NVT (SPAIN) / CUSIP: 398438408 / Symbol: GRFS							
01/23/13	0.400	9.87	11/22/11	3.55	0.00	6.32	Sale
08/21/13	37,000	1,179.59	11/22/11	328.02	0.00	851.57	Sale
09/17/13	181,000	5,705.04	11/22/11	1,604.61	0.00	4,100.43	Sale
	Security total	6,894.50		1,936.18	0.00	4,958.32	

Less commissions.

Raymond James & Associates, Inc.

Account 78754568

Proceeds Not Reported to the IRS

(continued)

2013

LONG-TERM TRANSACTIONS NOT reported on Form 1099-B

Report on Form 8949, Part II, with Box F checked

Description / CUSIP / Symbol

Date of Sale or exchange	Quantity	Proceeds of # stocks, bonds, etc.	Date of acquisition	Cost or other basis	Wash sale loss disallowed	Gain or loss(-)	Additional information
HDFC BANK LIMITED ADR REPS 3 SHS (INDIA) / CUSIP: 40415F101 / Symbol: HDB							
5 tax lots for 09/17/13							
	5 000	161.65	06/21/11	167.74	0.00	-6.09	Sale
	90 000	2,909.66	06/21/11	2,913.12	0.00	-3.46	Sale
	121 000	3,911.87	08/04/11	4,022.89	0.00	-111.02	Sale
	8 000	258.64	05/10/12	252.47	0.00	6.17	Sale
	4 000	129.32	05/11/12	125.52	0.00	3.80	Sale
09/17/13	228 000	7,371.14	VARIOUS	7,481.74	0.00	-110.60	Total of 5 lots
HSBC HLDGS PLC SPON ADR NEW (UNITED KINGDOM) / CUSIP: 404280406 / Symbol: HSBC							
02/21/13	19 000	1,039.31	06/21/11	938.98	0.00	100.33	Sale
HOLCIM LIMITED ADR (SWITZERLAND) / CUSIP: 434741203 / Symbol: HCMLY							
2 tax lots for 03/07/13							
	15 000	241.49	07/15/11	208.50	0.00	32.99	Sale
	11 000	177.10	08/04/11	139.15	0.00	37.95	Sale
03/07/13	26 000	418.59	VARIOUS	347.65	0.00	70.94	Total of 2 lots
2 tax lots for 09/17/13							
	269 000	3,892.36	08/04/11	3,402.85	0.00	489.51	Sale
	53 000	766.90	02/16/12	637.80	0.00	129.10	Sale
09/17/13	322 000	4,659.26	VARIOUS	4,040.65	0.00	618.61	Total of 2 lots
	Security total	5,077.85		4,388.30	0.00	689.55	
INDUSTRIAL & COML BK CHINA ADR (CHINA) / CUSIP: 455807107 / Symbol: IDCBY							
7 tax lots for 08/21/13							
	273 000	3,540.75	06/21/11	4,116.84	0.00	-576.09	Sale
	269 000	3,488.87	08/04/11	3,819.80	0.00	-330.93	Sale
	15 000	194.55	10/25/11	171.75	0.00	22.80	Sale
	45 000	583.64	11/16/11	556.80	0.00	26.84	Sale
	75 000	972.73	05/09/12	967.68	0.00	5.05	Sale
	1 000	12.97	05/10/12	12.66	0.00	0.31	Sale
	1 000	12.97	05/11/12	12.60	0.00	0.37	Sale
08/21/13	679 000	8,806.48	VARIOUS	9,658.13	0.00	-851.65	Total of 7 lots

Less commissions.



78754568 - 009

Raymond James & Associates, Inc.

Account 78754568

Proceeds Not Reported to the IRS

(continued)

2013

LONG-TERM TRANSACTIONS NOT reported on Form 1099-B

Report on Form 8949, Part II, with Box F checked

Description / CUSIP / Symbol

Date of Sale or exchange	Quantity	Proceeds of # stocks, bonds, etc.	Date of acquisition	Cost or other basis	Wash sale loss disallowed	Gain or loss(-)	Additional information
ITAU UNIBANCO SA SPONSORED ADR REPSTG / CUSIP: 465562106 / Symbol: ITUB	0.400	4.76	06/21/11	8.11	0.00	-3.35	Sale
4 tax lots for 09/17/13.							
	168,800	2,628.35	06/21/11	3,827.49	0.00	-1,199.14	Sale
	8,800	122.51	07/15/11	163.60	0.00	-41.09	Sale
	215,600	3,001.44	08/04/11	3,504.48	0.00	-503.04	Sale
	74,800	1,041.32	05/10/12	996.07	0.00	45.25	Sale
09/17/13	488,000	6,793.62	VARIOUS	8,491.64	0.00	-1,698.02	Total of 4 lots
Security total:				8,499.75	0.00	-1,701.37	
KOMATSU LIMITED SPON ADR NEW (JAPAN) / CUSIP: 500458401 / Symbol: KMTUY							
5 tax lots for 09/17/13							
	9,000	231.66	06/21/11	253.72	0.00	-22.06	Sale
	104,000	2,676.91	08/04/11	2,916.16	0.00	-239.25	Sale
	17,000	437.57	09/28/11	373.32	0.00	64.25	Sale
	45,000	1,158.28	10/10/11	932.40	0.00	225.88	Sale
	24,000	617.75	07/25/12	505.20	0.00	112.55	Sale
09/17/13	199,000	5,122.17	VARIOUS	4,980.80	0.00	141.37	Total of 5 lots
MANULIFE FINL CORPORATION (CANADA) / CUSIP: 56501R106 / Symbol: MFC							
05/20/13	99,000	1,553.17	06/21/11	1,677.00	0.00	-123.83	Sale
3 tax lots for 09/17/13							
	51,000	887.91	06/21/11	863.91	0.00	24.00	Sale
	236,000	4,108.78	08/04/11	3,381.76	0.00	727.02	Sale
	63,000	1,096.84	08/18/11	843.54	0.00	253.30	Sale
09/17/13	350,000	6,093.53	VARIOUS	5,089.21	0.00	1,004.32	Total of 3 lots
Security total:				6,766.21	0.00	880.49	
NEWCREST MINING LIMITED SPONSORED ADR (AUSTRALIA) / CUSIP: 651191108 / Symbol: NCMGY							
04/30/13	118,000	2,026.01	02/16/12	4,298.73	0.00	-2,272.72	Sale
NICE SYSTEMS LIMITED SPONSORED ADR (ISRAEL) / CUSIP: 653656108 / Symbol: NICE							
5 tax lots for 09/17/13							
	90,000	3,573.96	10/19/11	3,073.25	0.00	500.71	Sale

Less commissions

Raymond James & Associates, Inc.

Account 78754568

Proceeds Not Reported to the IRS

(continued)

2013

LONG-TERM TRANSACTIONS NOT reported on Form 1099-B

Report on Form 8949, Part II, with Box F checked

Description / CUSIP / Symbol

Date of Sale or exchange	Quantity	Proceeds of # stocks, bonds, etc.	Date of acquisition	Cost or other basis	Wash sale loss disallowed	Gain or loss(-)	Additional information
NICE SYSTEMS LIMITED SPONSORED ADR (ISRAEL) / CUSIP 653656108 / Symbol: NICE (cont'd)							
	44,000	1,747.27	11/16/11	1,559.95	0.00	187.32	Sale
	22,000	873.64	12/12/11	756.52	0.00	117.12	Sale
	20,000	794.21	05/10/12	751.93	0.00	42.28	Sale
	1,000	39.71	05/11/12	37.79	0.00	1.92	Sale
09/17/13	177,000	7,028.79	VARIOUS	6,179.44	0.00	849.35	Total of 5 lots
NOVO-NORDISK A S ADR (DENMARK) / CUSIP 670100205 / Symbol: NVO							
03/07/13	3,000	528.46	06/21/11	361.05	0.00	167.41	Sale
PERNOD RICARD S A ADR (FRANCE) / CUSIP 714264207 / Symbol: PDRDY							
3 tax lots for 08/21/13							
	136,000	3,338.74	05/31/12	2,687.13	0.00	651.61	Sale
	23,000	564.64	06/15/12	464.60	0.00	100.04	Sale
	74,000	1,816.67	06/25/12	1,468.42	0.00	348.25	Sale
08/21/13	233,000	5,720.05	VARIOUS	4,620.15	0.00	1,099.90	Total of 3 lots
PING AN INS GROUP COMPANY CHINA LIMITED SPON ADR REP H / CUSIP 72341E304 / Symbol: PNGAY							
5 tax lots for 09/17/13							
	37,000	571.27	06/21/11	758.68	0.00	-187.41	Sale
	178,000	2,748.29	06/21/11	3,499.48	0.00	-751.19	Sale
	223,000	3,443.08	08/04/11	4,063.06	0.00	-619.98	Sale
	124,000	1,914.54	05/09/12	2,008.08	0.00	-93.54	Sale
	73,000	1,127.11	08/29/12	1,062.15	0.00	64.96	Sale
09/17/13	635,000	9,804.29	VARIOUS	11,391.45	0.00	-1,587.16	Total of 5 lots
PRUDENTIAL PLC ADR (UNITED KINGDOM) / CUSIP 74435K204 / Symbol: PUK							
02/07/13	31,000	898.35	06/21/11	720.09	0.00	178.26	Sale
05/20/13	42,000	1,512.17	06/21/11	975.61	0.00	536.56	Sale
	Security total.	2,410.52		1,695.70	0.00	714.82	
ROCHE HLDG LIMITED SPONSORED ADR (SWITZERLAND) / CUSIP 771195104 / Symbol: RHHBY							
03/07/13	8,000	454.94	06/21/11	332.32	0.00	122.62	Sale
05/20/13	18,000	1,140.63	06/21/11	747.72	0.00	392.91	Sale

Less commissions.



78754568 - 010

Raymond James & Associates, Inc.

Account 78754568

Proceeds Not Reported to the IRS

(continued)

2013

LONG-TERM TRANSACTIONS NOT reported on Form 1099-B

Report on Form 8949, Part II, with Box F checked

Description / CUSIP / Symbol

Date of Sale or exchange	Quantity	Proceeds of # stocks, bonds, etc.	Date of acquisition	Cost or other basis	Wash sale loss disallowed	Gain or loss(-)	Additional information
-----------------------------	----------	--------------------------------------	------------------------	------------------------	------------------------------	-----------------	------------------------

ROCHE HLDG LIMITED SPONSORED ADR (SWITZERLAND) / CUSIP: 771195104 / Symbol: RIHBY (cont'd)

5 tax lots for 09/17/13

	15 000	951.88	06/21/11	623.10	0.00	328.78	Sale
	53 000	3,363.32	08/04/11	2,292.25	0.00	1,071.07	Sale
	20 000	1,269.18	11/04/11	815.23	0.00	453.95	Sale
	6 000	380.75	01/26/12	260.16	0.00	120.59	Sale
	10 000	634.59	06/15/12	411.20	0.00	223.39	Sale
08/17/13	104,000	6,599.72	VARIOUS	4,401.94	0.00	2,197.78	Total of 5 lots
Security total:		8,195.29		5,481.98	0.00	2,713.31	

ROLLS ROYCE HOLDINGS PLC SPONSORED ADR / CUSIP: 775781206 / Symbol: RYCEY

02/07/13	17 000	1,300.13	06/21/11	829.26	0.00	470.87	Sale
05/20/13	18 000	1,643.54	08/04/11	866.34	0.00	777.20	Sale
08/21/13	13,000	1,143.20	08/04/11	625.69	0.00	517.51	Sale
09/17/13	39 000	3,387.09	08/04/11	1,877.07	0.00	1,510.02	Sale
Security total:		7,473.96		4,198.36	0.00	3,275.60	

SESA STERILITE LIMITED SPONSORED ADR (INDIA) / CUSIP: 78413F103 / Symbol: SSLT

09/17/13	487 800	5,503.22	08/29/12	5,918.58	0.51	-414.85	Sale
09/18/13	0 600	6.62	08/02/12	5.72	0.00	0.90	Sale
Security total:		5,509.84		5,924.30	0.51	-413.95	

SUNCOR ENERGY INCORPORATED NEW (CANADA) / CUSIP: 867224107 / Symbol: SU

02/07/13	49 000	1,577.86	06/21/11	1,902.67	0.00	-324.81	Sale
	3 tax lots for 02/21/13.						
	31 000	955.15	06/21/11	1,203.73	0.00	-248.58	Sale
	88 000	2,711.39	08/04/11	2,987.60	0.00	-276.21	Sale
	23 000	708.66	11/01/11	699.89	0.00	8.77	Sale
02/21/13	142,000	4,375.20	VARIOUS	4,891.22	0.00	-516.02	Total of 3 lots
Security total:		5,953.06		6,793.89	0.00	-840.83	

TELENOR ASA SPONSORED ADR (NORWAY) / CUSIP: 87944W105 / Symbol: TELNY

	2 tax lots for 03/07/13.						
	6 000	395.15	06/21/11	281.10	0.00	114.05	Sale

Less commissions

Raymond James & Associates, Inc.

Account 78754568

Proceeds Not Reported to the IRS

(continued)

2013

LONG-TERM TRANSACTIONS NOT reported on Form 1099-B

Report on Form 8949, Part II, with Box F checked

Description / CUSIP / Symbol

Date of Sale or exchange	Quantity	Proceeds of # stocks, bonds, etc.	Date of acquisition	Cost or other basis	Wash sale loss disallowed	Gain or loss(-)	Additional information
TELEOR ASA SPONSORED ADR (NORWAY) / CUSIP: 87944W105 / Symbol: TELNY (cont'd)							
03/07/13	9 000	592.72	08/04/11	432.63	0.00	160.09	Sale
	15,000	987.87	VARIOUS	713.73	0.00	274.14	Total of 2 lots
05/20/13	34,000	2,227.63	08/04/11	1,634.38	0.00	593.25	Sale
	5 tax lots for 09/17/13						
	1 000	68.10	06/21/11	57.00	0.00	11.10	Sale
	8,000	544.79	06/21/11	455.60	0.00	89.19	Sale
	50,000	3,404.94	08/04/11	2,403.50	0.00	1,001.44	Sale
	6 000	408.59	05/10/12	321.18	0.00	87.41	Sale
	32,000	2,179.16	08/29/12	1,737.60	0.00	441.56	Sale
09/17/13	97,000	6,605.58	VARIOUS	4,974.88	0.00	1,630.70	Total of 5 lots
	Security total						
		9,821.08		7,322.99	0.00	2,498.09	
TENCENT HLDGS LIMITED ADR (CAYMAN ISLANDS) / CUSIP: 88032Q109 / Symbol: TCEHY							
	3 tax lots for 09/17/13						
	156,000	8,411.37	08/04/11	4,007.64	0.00	4,403.73	Sale
	7 000	377.43	10/25/11	158.41	0.00	219.02	Sale
	46 000	2,480.28	01/03/12	944.38	0.00	1,535.90	Sale
09/17/13	209,000	11,269.08	VARIOUS	5,110.43	0.00	6,158.65	Total of 3 lots
TOYOTA MOTOR CORPORATION SP ADR REP2COM (JAPAN) / CUSIP: 892331307 / Symbol: TM							
01/24/13	10,000	958.57	06/21/11	808.50	0.00	150.07	Sale
02/21/13	4,000	402.39	06/21/11	323.40	0.00	78.99	Sale
03/07/13	11,000	1,141.01	06/21/11	889.35	0.00	251.66	Sale
08/21/13	11 000	1,355.94	06/21/11	889.35	0.00	466.59	Sale
	6 tax lots for 09/17/13						
	8 000	1,015.99	06/21/11	646.80	0.00	369.19	Sale
	55 000	6,984.91	08/04/11	4,306.29	0.00	2,678.62	Sale
	9,000	1,142.98	09/28/11	626.58	0.00	516.40	Sale
	12 000	1,523.98	11/16/11	768.52	0.00	755.46	Sale
	17 000	1,396.98	02/16/12	918.78	0.00	478.20	Sale
	9 000	1,142.99	08/29/12	728.92	0.00	414.07	Sale
09/17/13	104,000	13,207.83	VARIOUS	7,995.89	0.00	5,211.94	Total of 6 lots
	Security total						
		17,065.74		10,906.49	0.00	6,159.25	

Less commissions.



78754568 - 011

Raymond James & Associates, Inc.

Account 78754568

Proceeds Not Reported to the IRS

(continued)

2013

LONG-TERM TRANSACTIONS NOT reported on Form 1099-B

Report on Form 9949, Part II, with Box F checked

Description / CUSIP / Symbol

Date of Sale or exchange	Quantity	Proceeds of # stocks, bonds, etc.	Date of acquisition	Cost or other basis	Wash sale loss disallowed	Gain or loss(-)	Additional information
WOODSIDE PETE LIMITED SPONSORED ADR (AUSTRALIA) / CUSIP 980228308 / Symbol WOPEY							
2 tax lots for 05/20/13.							
	19 000	713.05	06/21/11	833.72	0.00	-120.67	Sale
	6 000	225.17	07/15/11	257.94	0.00	-26.77	Sale
05/20/13	25,000	938.22	VARIOUS	1,085.66	0.00	-147.44	Total of 2 lots
5 tax lots for 09/17/13							
	8 000	290.15	07/15/11	335.92	0.00	-45.77	Sale
	69,000	2,502.59	08/04/11	2,604.75	0.00	-102.16	Sale
	19,000	689.12	08/18/11	719.97	0.00	-30.79	Sale
	17 000	616.58	09/28/11	534.65	0.00	81.93	Sale
	5,000	181.35	10/25/11	180.40	0.00	0.95	Sale
09/17/13	118 000	4,279.79	VARIOUS	4,375.63	0.00	-95.84	Total of 5 lots
	Security total	5,218.01		5,461.29	0.00	-243.28	
WORLEYPARSONS LIMITED ADR (AUSTRALIA) / CUSIP 98161Q101 / Symbol WYGPY							
2 tax lots for 05/20/13							
	32,000	608.17	06/21/11	968.96	0.00	-360.79	Sale
	8,000	152.04	07/15/11	244.40	0.00	-92.36	Sale
05/20/13	40 000	760.21	VARIOUS	1,213.36	0.00	-453.15	Total of 2 lots
2 tax lots for 06/28/13.							
	5,000	88.56	07/15/11	152.75	0.00	-64.19	Sale
	114 000	2,019.24	08/04/11	3,075.30	0.00	-996.06	Sale
06/28/13	119,000	2,107.80	VARIOUS	3,168.05	0.00	-1,060.25	Total of 2 lots
	Security total	2,868.01		4,381.41	0.00	-1,513.40	
XSTRATA PLC ADR (UNITED KINGDOM) / CUSIP 98418K105 / Symbol XSRAYOLD							
2 tax lots for 02/21/13							
	1,132 000	3,724.19	11/16/11	3,613.68	0.00	110.51	Sale
	331,000	1,088.97	12/12/11	1,016.37	0.00	72.60	Sale
02/21/13	1,463,000	4,813.16	VARIOUS	4,630.05	0.00	183.11	Total of 2 lots
	Totals:	262,369.09		236,135.35	207.07	26,440.81	

Less commissions.

Raymond James & Associates, Inc.

Account 78759740

Proceeds from Broker and Barter Exchange Transactions

2013 1099-B*

OMB No 1545-0715

1c - SHORT-TERM TRANSACTIONS**6 - COVERED tax lot for which cost basis is reported to the IRS****

Report on Form 8949, Part I, with Box A checked

8 - Description / CUSIP / 1d - Symbol

These columns are not reported to the IRS

1a - Date of Sale or exchange	1e - Quantity	2a - Proceeds of stocks, bonds, etc. #	1b - Date of acquisition	3 - Cost or other basis	5 - Wash sale loss disallowed	Gain or loss(-)	Additional information
ABBOTT LABS / CUSIP 002824100 / Symbol ABT							
3 tax lots for 01/24/13 Total proceeds (and cost when required) reported to the IRS							
	7 000	229 60	03/21/12	201 93	0 00	27 67	Sale
	17 000	557 61	03/22/12	491 12	0 00	66 49	Sale
	4 000	131 20	03/23/12	115 62	0 00	15 58	Sale
01/24/13	28 000	918 41	VARIOUS	808 67	0 00	109 74	Total of 3 lots
3 tax lots for 01/25/13 Total proceeds (and cost when required) reported to the IRS							
	14 000	458 35	03/23/12	404 67	0 00	53 68	Sale
	5 000	163 69	07/25/12	153 32	0 00	10 37	Sale
	9 000	294 65	07/31/12	287 60	0 00	7 05	Sale
01/25/13	28 000	916 69	VARIOUS	845 59	0 00	71 10	Total of 3 lots
Security total		1,835 10		1,654 26	0 00	180 84	
ABBVIE INCORPORATED / CUSIP 00287Y109 / Symbol ABBV							
4 tax lots for 02/06/13 Total proceeds (and cost when required) reported to the IRS							
	7 000	258 25	03/21/12	218 98	0 00	39 27	Sale
	1 000	37 05	03/22/12	31 33	0 00	5 72	Sale
	16 000	590 29	03/22/12	501 25	0 00	89 04	Sale
	7 000	259 36	03/23/12	219 42	0 00	39 94	Sale
02/06/13	31 000	1,144 95	VARIOUS	970 98	0 00	173 97	Total of 4 lots
3 tax lots for 02/07/13 Total proceeds (and cost when required) reported to the IRS							
	11 000	406 70	03/23/12	344 79	0 00	61 91	Sale
	5 000	184 86	07/25/12	166 27	0 00	18 59	Sale
	9 000	332 76	07/31/12	311 88	0 00	20 88	Sale
02/07/13	25 000	924 32	VARIOUS	822 94	0 00	101 38	Total of 3 lots
Security total		2,069 27		1,793 92	0 00	275 35	
ACTAVIS INCORPORATED / CUSIP 00507K103 / Symbol ACTOLDDD							
9 tax lots for 09/30/13 Total proceeds (and cost when required) reported to the IRS							
	1 000	144 01	07/26/13	132 88	0 00	11 13	Merger
	7 000	1,008 07	07/26/13	934 01	0 00	74 06	Merger
	3 000	432 03	07/29/13	404 23	0 00	27 80	Merger
	4 000	576 04	07/29/13	537 49	0 00	38 55	Merger

* This is important tax information and is being furnished to the Internal Revenue Service. If you are required to file a return, a negligence penalty or other sanction may be imposed on you if this income is taxable and the IRS determines that it has not been reported. Remember, taxpayers are ultimately responsible for the accuracy of their tax return(s).

**For NONCOVERED tax lots, values for "Date of acquisition," "Cost or other basis" and "Wash sale loss disallowed" are provided for your reference and are NOT reported to the IRS

Less commissions



78759740 - 003

Raymond James & Associates, Inc.

Account 78759740

Proceeds from Broker and Barter Exchange Transactions

2013 1099-B*

(continued)

OMB No 1545-0715

1c - SHORT-TERM TRANSACTIONS**6 - COVERED tax lot for which cost basis is reported to the IRS****

Report on Form 8949, Part I, with Box A checked

8 - Description / CUSIP / 1d - Symbol

These columns are not reported to the IRS

1a - Date of Sale or exchange	1e - Quantity	2a - Proceeds of stocks, bonds, etc. #	1b - Date of acquisition	3 - Cost or other basis	5 - Wash sale loss disallowed	Gain or loss(-)	Additional information
ACTAVIS INCORPORATED / CUSIP 00507K103 / Symbol ACTOLDDD (cont'd)							
	6 000	864 06	07/29/13	807 54	0 00	56 52	Merger
	4 000	576 04	07/30/13	542 26	0 00	33 78	Merger
	4 000	576 04	07/31/13	539 29	0 00	36 75	Merger
	2 000	288 02	08/30/13	269 50	0 00	18 52	Merger
	4 000	576 04	09/30/13	573 99	0 00	2 05	Merger
09/30/13	35 000	5,040 35	VARIOUS	4,741 19	0 00	299 16	Total of 9 lots
ADVISORY BRD COMPANY / CUSIP 00762W107 / Symbol ABCO							
11/01/13	6 000	410 45	02/11/13	299 04	0 00	111 41	Sale
AGILENT TECHNOLOGIES INCORPORATED / CUSIP 00846U101 / Symbol A							
05/03/13	16 000	675 29	02/06/13	719 88	0 00	-44 59	Sale
2 tax lots for 05/06/13 Total proceeds (and cost when required) reported to the IRS							
	4 000	167 07	02/06/13	179 97	0 00	-12 90	Sale
	4 000	167 07	02/06/13	180 15	0 00	-13 08	Sale
05/06/13	8 000	334 14	VARIOUS	360 12	0 00	-25 98	Total of 2 lots
2 tax lots for 05/07/13 Total proceeds (and cost when required) reported to the IRS							
	6 000	252 63	02/06/13	270 23	0 00	-17 60	Sale
	10 000	421 04	02/07/13	449 77	0 00	-28 73	Sale
05/07/13	16 000	673 67	VARIOUS	720 00	0 00	-46 33	Total of 2 lots
05/10/13	7 000	305 77	02/07/13	312 96	0 00	-7 19	Sale
4 tax lots for 05/15/13 Total proceeds (and cost when required) reported to the IRS							
	7 000	319 63	02/07/13	312 95	0 00	6 68	Sale
	13 000	593 60	02/07/13	584 06	0 00	9 54	Sale
	15 000	684 92	02/08/13	678 70	0 00	6 22	Sale
	7 000	319 63	02/21/13	294 04	0 00	25 59	Sale
05/15/13	42 000	1,917 78	VARIOUS	1,869 75	0 00	48 03	Total of 4 lots
Security total		3,906 65		3,982 71	0 00	-76 06	
AIRGAS INCORPORATED / CUSIP 009363102 / Symbol ARG							
06/18/13	6 000	574 49	01/25/13	555 29	0 00	19 20	Sale

* This is important tax information and is being furnished to the Internal Revenue Service. If you are required to file a return, a negligence penalty or other sanction may be imposed on you if this income is taxable and the IRS determines that it has not been reported. Remember, taxpayers are ultimately responsible for the accuracy of their tax return(s).

**For NONCOVERED tax lots, values for "Date of acquisition," "Cost or other basis" and "Wash sale loss disallowed" are provided for your reference and are NOT reported to the IRS

Less commissions

Raymond James & Associates, Inc.

Account 78759740

Proceeds from Broker and Barter Exchange Transactions

2013 1099-B*

(continued)

OMB No 1545-0715

1c - SHORT-TERM TRANSACTIONS 6 - COVERED tax lot for which cost basis is reported to the IRS**

Report on Form 8949, Part I, with Box A checked

8 - Description / CUSIP / 1d - Symbol

These columns are not reported to the IRS

1a - Date of Sale or exchange	1e - Quantity	2a - Proceeds of stocks, bonds, etc. #	1b - Date of acquisition	3 - Cost or other basis	5 - Wash sale loss disallowed	Gain or loss(-)	Additional information
ALLERGAN INCORPORATED / CUSIP 018490102 / Symbol AGN							
03/01/13	2 000	216 94	06/01/12	177 13	0 00	39 81	Sale
04/22/13	3 000	339 52	06/01/12	265 70	0 00	73 82	Sale
07/23/13	3 000	272 13	10/23/12	271 28	0 00	0 85	Sale
Security total		828 59		714 11	0 00	114 48	
ALLIANCE DATA SYSTEMS CORPORATION / CUSIP 018581108 / Symbol ADS							
09/24/13	1 000	210 96	04/19/13	160 17	0 00	50 79	Sale
11/19/13	3 000	745 19	04/19/13	480 51	0 00	264 68	Sale
Security total		956 15		640 68	0 00	315 47	
AMAZON COM INCORPORATED / CUSIP 023135106 / Symbol AMZN							
07/22/13	2 000	608 65	08/14/12	466 76	0 00	141 89	Sale
AMGEN INCORPORATED / CUSIP 031162100 / Symbol AMGN							
05/31/13	2 000	206 89	04/10/13	213 93	7 04	0 00	Sale
2 tax lots for 08/12/13 Total proceeds (and cost when required) reported to the IRS							
	4 000	434 49	04/10/13	427 85	0 00	6 64	Sale
	3 000	325 87	04/11/13	324 96	0 00	0 91	Sale
08/12/13	7 000	760 36	VARIOUS	752 81	0 00	7 55	Total of 2 lots
08/13/13	7 000	755 14	04/11/13	758 23	0 00	-3 09	Sale
08/16/13	3 000	316 06	04/11/13	324 96	0 00	-8 90	Sale
2 tax lots for 08/22/13 Total proceeds (and cost when required) reported to the IRS							
	3 000	319 78	04/11/13	324 96	0 00	-5 18	Sale
	5 000	532 96	04/11/13	539 16	0 00	-6 20	Sale
08/22/13	8 000	852 74	VARIOUS	864 12	0 00	-11 38	Total of 2 lots
4 tax lots for 08/26/13 Total proceeds (and cost when required) reported to the IRS							
	2 000	229 92	04/11/13	215 67	0 00	14 25	Sale
	9 000	1,034 64	04/18/13	973 75	0 00	60 89	Sale
	2 000	229 92	04/28/13	209 28	0 00	20 64	Sale
	3 000	344 88	06/18/13	303 37	0 00	41 51	Sale
08/26/13	16 000	1,839 36	VARIOUS	1,702 07	0 00	137 29	Total of 4 lots
Security total		4,730 55		4,616 12	7 04	121 47	

* This is important tax information and is being furnished to the Internal Revenue Service. If you are required to file a return, a negligence penalty or other sanction may be imposed on you if this income is taxable and the IRS determines that it has not been reported. Remember, taxpayers are ultimately responsible for the accuracy of their tax return(s).

**For NONCOVERED tax lots, values for "Date of acquisition," "Cost or other basis" and "Wash sale loss disallowed" are provided for your reference and are NOT reported to the IRS

Less commissions



78759740 - 004

Raymond James & Associates, Inc.

Account 78759740

Proceeds from Broker and Barter Exchange Transactions

2013 1099-B*

(continued)

OMB No 1545-0715

1c - SHORT-TERM TRANSACTIONS 6 - COVERED tax lot for which cost basis is reported to the IRS**

Report on Form 8949, Part I, with Box A checked

8 - Description / CUSIP / 1d - Symbol

These columns are not reported to the IRS

1a - Date of Sale or exchange	1e - Quantity	2a - Proceeds of stocks, bonds, etc. #	1b - Date of acquisition	3 - Cost or other basis	5 - Wash sale loss disallowed	Gain or loss(-)	Additional information
ANTERO RES CORPORATION / CUSIP 03674X106 / Symbol AR							
12/05/13	10 000	546 07	10/10/13	523 66	0 00	22 41	Sale
B/E AEROSPACE INCORPORATED / CUSIP 073302101 / Symbol BEAV							
11/19/13	7 000	598 10	09/30/13	519 94	0 00	78 16	Sale
BIOMARIN PHARMACEUTICAL INCORPORATED / CUSIP 09061G101 / Symbol BMRN							
04/19/13	7 000	451 94	06/20/12	261 90	0 00	190 04	Sale
BOULDER BRANDS INCORPORATED / CUSIP 101405108 / Symbol BDBD							
08/05/13	23 000	378 30	10/08/12	282 46	0 00	95 84	Sale
2 tax lots for 08/27/13 Total proceeds (and cost when required) reported to the IRS							
	7 000	111 04	10/08/12	85 97	0 00	25 07	Sale
	15 000	237 94	10/09/12	182 46	0 00	55 48	Sale
08/27/13	22 000	348 98	VARIOUS	268 43	0 00	80 55	Total of 2 lots
2 tax lots for 09/10/13 Total proceeds (and cost when required) reported to the IRS							
	15 000	241 28	10/09/12	182 45	0 00	58 83	Sale
	7 000	112 59	10/11/12	83 56	0 00	29 03	Sale
09/10/13	22 000	353 87	VARIOUS	266 01	0 00	87 86	Total of 2 lots
3 tax lots for 09/30/13 Total proceeds (and cost when required) reported to the IRS							
	18 000	287 99	10/11/12	214 87	0 00	73 12	Sale
	1 000	16 00	10/12/12	12 00	0 00	4 00	Sale
	7 000	112 00	11/08/12	81 20	0 00	30 80	Sale
09/30/13	26 000	415 99	VARIOUS	308 07	0 00	107 92	Total of 3 lots
2 tax lots for 10/10/13 Total proceeds (and cost when required) reported to the IRS							
	14 000	223 15	11/08/12	162 40	0 00	60 75	Sale
	8 000	127 52	11/12/12	88 00	0 00	39 52	Sale
10/10/13	22 000	350 67	VARIOUS	250 40	0 00	100 27	Total of 2 lots
2 tax lots for 10/14/13 Total proceeds (and cost when required) reported to the IRS							
	18 000	285 86	11/12/12	198 00	0 00	87 86	Sale
	6 000	95 28	11/20/12	63 57	0 00	31 71	Sale
10/14/13	24 000	381 14	VARIOUS	261 57	0 00	119 57	Total of 2 lots
10/17/13	22 000	349 93	11/20/12	233 07	0 00	116 86	Sale

* This is important tax information and is being furnished to the Internal Revenue Service. If you are required to file a return, a negligence penalty or other sanction may be imposed on you if this income is taxable and the IRS determines that it has not been reported. Remember, taxpayers are ultimately responsible for the accuracy of their tax return(s).

**For NONCOVERED tax lots, values for "Date of acquisition," "Cost or other basis" and "Wash sale loss disallowed" are provided for your reference and are NOT reported to the IRS

Less commissions

Raymond James & Associates, Inc.

Account 78759740

Proceeds from Broker and Barter Exchange Transactions

2013 1099-B*

(continued)

OMB No 1545-0715

1c - SHORT-TERM TRANSACTIONS 6 - COVERED tax lot for which cost basis is reported to the IRS**

Report on Form 8949, Part I, with Box A checked

8 - Description / CUSIP / 1d - Symbol

These columns are not reported to the IRS

1a - Date of Sale or exchange	1e - Quantity	2a - Proceeds of stocks, bonds, etc. #	1b - Date of acquisition	3 - Cost or other basis	5 - Wash sale loss disallowed	Gain or loss(-)	Additional information
Security total		2,578 88		1,870 01	0 00	708 87	
BROADCOM CORPORATION CLASS A / CUSIP 111320107 / Symbol BRCM							
3 tax lots for 03/11/13 Total proceeds (and cost when required) reported to the IRS							
	16 000	540 12	06/01/12	509 96	0 00	30 16	Sale
	25 000	842 31	06/01/12	796 80	0 00	45 51	Sale
	25 000	843 93	06/01/12	795 09	0 00	48 84	Sale
03/11/13	66 000	2,226 36	VARIOUS	2,101 85	0 00	124 51	Total of 3 lots
2 tax lots for 03/12/13 Total proceeds (and cost when required) reported to the IRS							
	18 000	607 30	06/01/12	572 46	0 00	34 84	Sale
	15 000	506 09	06/18/12	514 46	0 00	-8 37	Sale
03/12/13	33 000	1,113 39	VARIOUS	1,086 92	0 00	26 47	Total of 2 lots
Security total		3,339 75		3,188 77	0 00	150 98	
BROADSOFT INCORPORATED / CUSIP 11133B409 / Symbol BSFT							
04/10/13	6 000	149 99	05/07/12	201 05	0 00	-51 06	Sale
2 tax lots for 04/12/13 Total proceeds (and cost when required) reported to the IRS							
	1 000	24 47	05/07/12	33 51	0 00	-9 04	Sale
	12 000	293 63	12/07/12	392 57	0 00	-98 94	Sale
04/12/13	13 000	318 10	VARIOUS	426 08	0 00	-107 98	Total of 2 lots
Security total		468 09		627 13	0 00	-159 04	
CBS CORPORATION NEW CLASS B / CUSIP 124857202 / Symbol CBS							
08/15/13	1 000	52 00	11/08/12	34 35	0 00	17 65	Sale
08/16/13	10 000	518 47	11/08/12	343 50	0 00	174 97	Sale
Security total		570 47		377 85	0 00	192 62	
CBRE GROUP INCORPORATED CLASS A / CUSIP 12504L109 / Symbol CBG							
2 tax lots for 11/06/13 Total proceeds (and cost when required) reported to the IRS							
	16 000	360 81	11/28/12	290 08	0 00	70 73	Sale
	10 000	225 50	02/07/13	236 08	0 00	-10 58	Sale
11/06/13	26 000	586 31	VARIOUS	526 16	0 00	60 15	Total of 2 lots

* This is important tax information and is being furnished to the Internal Revenue Service. If you are required to file a return, a negligence penalty or other sanction may be imposed on you if this income is taxable and the IRS determines that it has not been reported. Remember, taxpayers are ultimately responsible for the accuracy of their tax return(s).

**For NONCOVERED tax lots, values for "Date of acquisition," "Cost or other basis" and "Wash sale loss disallowed" are provided for your reference and are NOT reported to the IRS

Less commissions



78759740 - 005

Raymond James & Associates, Inc.

Account 78759740

Proceeds from Broker and Barter Exchange Transactions

2013 1099-B*

(continued)

OMB No 1545-0715

1c - SHORT-TERM TRANSACTIONS**6 - COVERED tax lot for which cost basis is reported to the IRS****

Report on Form 8949, Part I, with Box A checked

8 - Description / CUSIP / 1d - Symbol

These columns are not reported to the IRS

1a - Date of Sale or exchange	1e - Quantity	2a - Proceeds of stocks, bonds, etc.	1b - Date of acquisition	3 - Cost or other basis	5 - Wash sale loss disallowed	Gain or loss(-)	Additional information
CVS CAREMARK CORPORATION / CUSIP 126650100 / Symbol CVS							
2 tax lots for 09/13/13 Total proceeds (and cost when required) reported to the IRS							
	4 000	239 12	05/24/13	237 06	0 00	2 06	Sale
	11 000	657 58	05/24/13	646 05	0 00	11 53	Sale
09/13/13	15 000	896 70	VARIOUS	883 11	0 00	13 59	Total of 2 lots
6 tax lots for 10/03/13 Total proceeds (and cost when required) reported to the IRS							
	10 000	565 85	05/24/13	592 66	0 00	-26 81	Sale
	2 000	113 17	05/28/13	120 90	0 00	-7 73	Sale
	8 000	454 99	05/28/13	483 88	0 00	-28 89	Sale
	9 000	509 39	05/28/13	544 04	0 00	-34 65	Sale
	5 000	284 37	05/29/13	296 91	0 00	-12 54	Sale
	6 000	340 13	05/29/13	356 30	0 00	-16 17	Sale
10/03/13	40 000	2,267 90	VARIOUS	2,394 69	0 00	-126 79	Total of 6 lots
5 tax lots for 10/04/13 Total proceeds (and cost when required) reported to the IRS							
	2 000	113 69	05/29/13	118 76	0 00	-5 07	Sale
	2 000	113 70	05/30/13	118 69	0 00	-4 99	Sale
	3 000	170 54	06/05/13	171 42	0 00	-0 88	Sale
	6 000	341 03	06/05/13	342 84	0 00	-1 81	Sale
	3 000	170 52	06/13/13	176 34	0 00	-5 82	Sale
10/04/13	16 000	909 48	VARIOUS	928 05	0 00	-18 57	Total of 5 lots
2 tax lots for 10/07/13 Total proceeds (and cost when required) reported to the IRS							
	3 000	169 67	06/13/13	176 34	0 00	-6 67	Sale
	7 000	395 90	06/14/13	416 43	0 00	-20 53	Sale
10/07/13	10 000	565 57	VARIOUS	592 77	0 00	-27 20	Total of 2 lots
Security total		4,639 65		4,798 62	0 00	-158 97	
CAPITAL ONE FINL CORPORATION / CUSIP 14040H105 / Symbol COF							
01/29/13	7 000	387 37	02/01/12	327 30	0 00	60 07	Sale
2 tax lots for 02/07/13 Total proceeds (and cost when required) reported to the IRS							
	17 000	972 61	02/07/12	813 21	0 00	159 40	Sale
	8 000	457 70	04/11/12	427 18	0 00	30 52	Sale
02/07/13	25 000	1,430 31	VARIOUS	1,240 39	0 00	189 92	Total of 2 lots

* This is important tax information and is being furnished to the Internal Revenue Service. If you are required to file a return, a negligence penalty or other sanction may be imposed on you if this income is taxable and the IRS determines that it has not been reported. Remember, taxpayers are ultimately responsible for the accuracy of their tax return(s).

**For NONCOVERED tax lots, values for "Date of acquisition," "Cost or other basis" and "Wash sale loss disallowed" are provided for your reference and are NOT reported to the IRS

Less commissions

Raymond James & Associates, Inc.

Account 78759740

Proceeds from Broker and Barter Exchange Transactions

2013 1099-B*

(continued)

OMB No 1545-0715

1c - SHORT-TERM TRANSACTIONS**6 - COVERED tax lot for which cost basis is reported to the IRS****

Report on Form 8949, Part I, with Box A checked

8 - Description / CUSIP / 1d - Symbol

These columns are not reported to the IRS

1a - Date of Sale or exchange	1e - Quantity	2a - Proceeds of stocks, bonds, etc.	1b - Date of acquisition	3 - Cost or other basis	5 - Wash sale loss disallowed	Gain or loss(-)	Additional information
CAPITAL ONE FINL CORPORATION / CUSIP 14040H105 / Symbol COF (cont'd)							
2 tax lots for 02/08/13 Total proceeds (and cost when required) reported to the IRS							
	2 000	114 54	04/11/12	106 80	0 00	7 74	Sale
	6 000	343 62	10/15/12	344 92	0 00	-1 30	Sale
02/08/13	8 000	458 16	VARIOUS	451 72	0 00	6 44	Total of 2 lots
Security total		2,275 84		2,019 41	0 00	256 43	
CARDINAL HEALTH INCORPORATED / CUSIP 14149Y108 / Symbol CAH							
10/18/13	10 000	559 20	02/14/13	462 04	0 00	97 16	Sale
3 tax lots for 10/21/13 Total proceeds (and cost when required) reported to the IRS							
	3 000	166 71	02/14/13	138 61	0 00	28 10	Sale
	10 000	555 69	02/14/13	462 19	0 00	93 50	Sale
	12 000	670 19	02/14/13	554 45	0 00	115 74	Sale
10/21/13	25 000	1,392 59	VARIOUS	1,155 25	0 00	237 34	Total of 3 lots
10/22/13	13 000	728 33	02/14/13	600 84	0 00	127 49	Sale
Security total		2,680 12		2,218 13	0 00	461 99	
CELGENE CORPORATION / CUSIP 151020104 / Symbol CELG							
3 tax lots for 01/22/13 Total proceeds (and cost when required) reported to the IRS							
	8 000	792 54	07/26/12	536 86	0 00	255 68	Sale
	5 000	495 34	07/31/12	345 30	0 00	150 04	Sale
	2 000	198 13	08/02/12	135 01	0 00	63 12	Sale
01/22/13	15 000	1,486 01	VARIOUS	1,017 17	0 00	468 84	Total of 3 lots
2 tax lots for 04/25/13 Total proceeds (and cost when required) reported to the IRS							
	2 000	235 99	08/02/12	135 01	0 00	100 98	Sale
	4 000	471 99	08/17/12	278 00	0 00	193 99	Sale
04/25/13	6 000	707 98	VARIOUS	413 01	0 00	294 97	Total of 2 lots
2 tax lots for 04/26/13 Total proceeds (and cost when required) reported to the IRS							
	5 000	596 57	08/17/12	347 50	0 00	249 07	Sale
	1 000	119 31	08/30/12	70 76	0 00	48 55	Sale
04/26/13	6 000	715 88	VARIOUS	418 26	0 00	297 62	Total of 2 lots

* This is important tax information and is being furnished to the Internal Revenue Service. If you are required to file a return, a negligence penalty or other sanction may be imposed on you if this income is taxable and the IRS determines that it has not been reported. Remember, taxpayers are ultimately responsible for the accuracy of their tax return(s).

**For NONCOVERED tax lots, values for "Date of acquisition," "Cost or other basis" and "Wash sale loss disallowed" are provided for your reference and are NOT reported to the IRS

Less commissions



78759740 - 006

Raymond James & Associates, Inc.

Account 78759740

Proceeds from Broker and Barter Exchange Transactions

2013 1099-B*

(continued)

OMB No 1545-0715

1c - SHORT-TERM TRANSACTIONS 6 - COVERED tax lot for which cost basis is reported to the IRS**

Report on Form 8949, Part I, with Box A checked

8 - Description / CUSIP / 1d - Symbol

These columns are not reported to the IRS

1a - Date of Sale or exchange	1e - Quantity	2a - Proceeds of stocks, bonds, etc. #	1b - Date of acquisition	3 - Cost or other basis	5 - Wash sale loss disallowed	Gain or loss(-)	Additional information
CELGENE CORPORATION / CUSIP 151020104 / Symbol CELG (cont'd)							
2 tax lots for 05/14/13 Total proceeds (and cost when required) reported to the IRS							
	2 000	262 04	08/30/12	141 51	0 00	120 53	Sale
	2 000	262 04	10/10/12	153 76	0 00	108 28	Sale
05/14/13	4 000	524 08	VARIOUS	295 27	0 00	228 81	Total of 2 lots
4 tax lots for 05/24/13 Total proceeds (and cost when required) reported to the IRS							
	1 000	122 13	10/10/12	76 88	0 00	45 25	Sale
	4 000	488 71	10/10/12	309 93	0 00	178 78	Sale
	7 000	854 92	10/10/12	542 38	0 00	312 54	Sale
	4 000	488 70	10/23/12	296 42	0 00	192 28	Sale
05/24/13	16 000	1,954 46	VARIOUS	1,225 61	0 00	728 85	Total of 4 lots
Security total		5,388 41		3,369 32	0 00	2,019 09	
CERNER CORPORATION / CUSIP 156782104 / Symbol CERN							
01/17/13	3 000	238 38	06/07/12	236 94	0 00	1 44	Sale
CISCO SYSTEMS INCORPORATED / CUSIP 17275R102 / Symbol CSCO							
08/26/13	65 000	1,555 73	08/15/13	1,612 00	29 43	-26 84	Sale
2 tax lots for 08/27/13 Total proceeds (and cost when required) reported to the IRS							
	34 000	802 93	08/04/13	861 07	0 00	-58 14	Sale
	31 000	732 08	08/15/13	768 80	0 00	-36 72	Sale
08/27/13	65 000	1,535 01	VARIOUS	1,629 87	0 00	-94 86	Total of 2 lots
Security total		3,090 74		3,241 87	29 43	-121 70	
COMVAULT SYSTEMS INCORPORATED / CUSIP 204166102 / Symbol CVLT							
01/07/13	5 000	354 85	05/14/12	262 05	0 00	92 80	Sale
CONSTELLATION BRANDS INCORPORATED CLASS A / CUSIP 21036P108 / Symbol STZ							
02/06/13	20 000	622 83	10/31/12	707 97	85 14	0 00	Sale
CROWN CASTLE INTERNATIONAL CORPORATION REIT / CUSIP 228227104 / Symbol CCI							
10/21/13	4 000	298 57	02/22/13	279 03	0 00	19 54	Sale
CUBIST PHARMACEUTICALS INCORPORATED / CUSIP 229678107 / Symbol CBST							
07/31/13	9 000	561 74	08/06/12	393 75	0 00	167 99	Sale

* This is important tax information and is being furnished to the Internal Revenue Service. If you are required to file a return, a negligence penalty or other sanction may be imposed on you if this income is taxable and the IRS determines that it has not been reported. Remember, taxpayers are ultimately responsible for the accuracy of their tax return(s).

**For NONCOVERED tax lots, values for "Date of acquisition," "Cost or other basis" and "Wash sale loss disallowed" are provided for your reference and are NOT reported to the IRS

Less commissions

Raymond James & Associates, Inc.

Account 78759740

Proceeds from Broker and Barter Exchange Transactions

2013 1099-B*

(continued)

OMB No 1545-0715

1c - SHORT-TERM TRANSACTIONS 6 - COVERED tax lot for which cost basis is reported to the IRS**

Report on Form 8949, Part I, with Box A checked

8 - Description / CUSIP / 1d - Symbol

These columns are not reported to the IRS

1a - Date of Sale or exchange	1e - Quantity	2a - Proceeds of stocks, bonds, etc. #	1b - Date of acquisition	3 - Cost or other basis	5 - Wash sale loss disallowed	Gain or loss(-)	Additional information
CUBIST PHARMACEUTICALS INCORPORATED / CUSIP 229678107 / Symbol CBST (cont'd)							
2 tax lots for 08/01/13 Total proceeds (and cost when required) reported to the IRS							
	1 000	64 10	08/06/12	43 75	0 00	20 35	Sale
	5 000	320 50	08/07/12	217 10	0 00	103 40	Sale
08/01/13	6 000	384 60	VARIOUS	260 85	0 00	123 75	Total of 2 lots
2 tax lots for 12/16/13 Total proceeds (and cost when required) reported to the IRS							
	8 000	543 88	05/02/13	363 06	0 00	180 82	Sale
	10 000	679 86	05/07/13	480 67	0 00	199 19	Sale
12/16/13	18 000	1,223 74	VARIOUS	843 73	0 00	380 01	Total of 2 lots
Security total		2,170 08		1,498 33	0 00	671 75	
CUMMINS INCORPORATED / CUSIP 231021106 / Symbol CMI							
4 tax lots for 06/28/13 Total proceeds (and cost when required) reported to the IRS							
	1 000	108 89	07/25/12	86 37	0 00	22 52	Sale
	7 000	756 03	07/25/12	604 57	0 00	151 46	Sale
	3 000	326 66	10/15/12	266 43	0 00	60 23	Sale
	3 000	326 65	10/16/12	271 07	0 00	55 58	Sale
06/28/13	14 000	1,518 23	VARIOUS	1,228 44	0 00	289 79	Total of 4 lots
DOLLAR GENERAL CORPORATION NEW / CUSIP 256677105 / Symbol DG							
07/31/13	9 000	489 02	09/06/12	452 42	0 00	36 60	Sale
EXACTTARGET INCORPORATED / CUSIP 30064K105 / Symbol 3ETOLD							
02/21/13	6 000	138 41	03/30/12	156 00	0 00	-17 59	Sale
2 tax lots for 03/18/13 Total proceeds (and cost when required) reported to the IRS							
	2 000	45 28	03/30/12	52 00	0 00	-6 72	Sale
	20 000	452 75	04/02/12	519 63	0 00	-66 88	Sale
03/18/13	22 000	498 03	VARIOUS	571 63	0 00	-73 60	Total of 2 lots
03/22/13	13 000	288 85	04/02/12	337 76	0 00	-48 91	Sale
03/26/13	13 000	292 69	04/02/12	337 76	0 00	-45 07	Sale
2 tax lots for 03/28/13 Total proceeds (and cost when required) reported to the IRS							
	2 000	46 17	04/02/12	51 96	0 00	-5 79	Sale

* This is important tax information and is being furnished to the Internal Revenue Service. If you are required to file a return, a negligence penalty or other sanction may be imposed on you if this income is taxable and the IRS determines that it has not been reported. Remember, taxpayers are ultimately responsible for the accuracy of their tax return(s).

**For NONCOVERED tax lots, values for "Date of acquisition," "Cost or other basis" and "Wash sale loss disallowed" are provided for your reference and are NOT reported to the IRS

Less commissions



78759740 - 007

Raymond James & Associates, Inc.

Account 78759740

Proceeds from Broker and Barter Exchange Transactions

2013 1099-B*

(continued)

OMB No 1545-0715

1c - SHORT-TERM TRANSACTIONS 6 - COVERED tax lot for which cost basis is reported to the IRS**

Report on Form 8949, Part I, with Box A checked

8 - Description / CUSIP / 1d - Symbol

These columns are not reported to the IRS

1a - Date of Sale or exchange	1e - Quantity	2a - Proceeds of stocks, bonds, etc. #	1b - Date of acquisition	3 - Cost or other basis	5 - Wash sale loss disallowed	Gain or loss(-)	Additional information
EXACTTARGET INCORPORATED / CUSIP 30064K105 / Symbol 3ETOLD (cont'd)							
	11 000	253 91	05/10/12	271 69	0 00	-17 78	Sale
03/28/13	13 000	300 08	VARIOUS	323 65	0 00	-23 57	Total of 2 lots
04/01/13	13 000	289 76	09/12/12	303 40	0 00	-13 64	Sale
2 tax lots for 04/02/13 Total proceeds (and cost when required) reported to the IRS							
	1 000	21 81	09/12/12	23 34	0 00	-1 53	Sale
	13 000	283 48	09/12/12	303 89	0 00	-20 41	Sale
04/02/13	14 000	305 29	VARIOUS	327 23	0 00	-21 94	Total of 2 lots
Security total		2,113 11		2,357 43	0 00	-244 32	
EXPEDIA INCORPORATED DEL COM NEW / CUSIP 30212P303 / Symbol EXPE							
05/07/13	12 000	691 54	10/31/12	709 73	0 00	-18 19	Sale
05/08/13	11 000	632 84	10/31/12	652 63	0 00	-19 79	Sale
2 tax lots for 05/10/13 Total proceeds (and cost when required) reported to the IRS							
	1 000	58 44	10/31/12	59 33	0 00	-0 89	Sale
	4 000	233 77	11/26/12	244 48	0 00	-10 71	Sale
05/10/13	5 000	292 21	VARIOUS	303 81	0 00	-11 60	Total of 2 lots
2 tax lots for 05/17/13 Total proceeds (and cost when required) reported to the IRS							
	9 000	520 55	02/21/13	570 69	0 00	-50 14	Sale
	6 000	347 03	03/11/13	384 60	0 00	-37 57	Sale
05/17/13	15 000	867 58	VARIOUS	955 29	0 00	-87 71	Total of 2 lots
2 tax lots for 05/23/13 Total proceeds (and cost when required) reported to the IRS							
	1 000	57 58	03/11/13	64 10	0 00	-6 52	Sale
	6 000	345 45	03/11/13	388 38	0 00	-42 93	Sale
05/23/13	7 000	403 03	VARIOUS	452 48	0 00	-49 45	Total of 2 lots
Security total		2,887 20		3,073 94	0 00	-186 74	
FACEBOOK INCORPORATED CLASS A / CUSIP 30303M102 / Symbol FB							
10/29/13	9 000	453 87	01/24/13	279 71	0 00	174 16	Sale
F5 NETWORKS INCORPORATED / CUSIP 315616102 / Symbol FFIV							
2 tax lots for 10/24/13 Total proceeds (and cost when required) reported to the IRS							
	4 000	342 10	08/06/13	354 00	0 00	-11 90	Sale

* This is important tax information and is being furnished to the Internal Revenue Service. If you are required to file a return, a negligence penalty or other sanction may be imposed on you if this income is taxable and the IRS determines that it has not been reported. Remember, taxpayers are ultimately responsible for the accuracy of their tax return(s).

**For NONCOVERED tax lots, values for "Date of acquisition," "Cost or other basis" and "Wash sale loss disallowed" are provided for your reference and are NOT reported to the IRS

Less commissions

Raymond James & Associates, Inc.

Account 78759740

Proceeds from Broker and Barter Exchange Transactions

2013 1099-B*

(continued)

OMB No 1545-0715

1c - SHORT-TERM TRANSACTIONS 6 - COVERED tax lot for which cost basis is reported to the IRS**

Report on Form 8949, Part I, with Box A checked

8 - Description / CUSIP / 1d - Symbol

These columns are not reported to the IRS

1a - Date of Sale or exchange	1e - Quantity	2a - Proceeds of stocks, bonds, etc.	1b - Date of acquisition	3 - Cost or other basis	5 - Wash sale loss disallowed	Gain or loss(-)	Additional information
F5 NETWORKS INCORPORATED / CUSIP 315616102 / Symbol FFIV (cont'd)							
	4 000	342 11	08/06/13	354 00	0 00	- 11 89	Sale
10/24/13	8 000	684 21	VARIOUS	708 00	0 00	-23 79	Total of 2 lots
6 tax lots for 10/25/13 Total proceeds (and cost when required) reported to the IRS							
	4 000	340 15	08/06/13	354 00	0 00	- 13 85	Sale
	4 000	340 14	08/07/13	354 00	0 00	- 13 86	Sale
	1 000	85 04	08/08/13	89 48	0 00	- 4 44	Sale
	2 000	167 87	08/08/13	178 97	0 00	- 11 10	Sale
	4 000	335 75	08/08/13	361 56	0 00	-25 81	Sale
	4 000	335 74	08/09/13	361 25	0 00	-25 51	Sale
10/25/13	19 000	1,604 69	VARIOUS	1,699 26	0 00	-94 57	Total of 6 lots
Security total		2,288 90		2,407 26	0 00	-118 36	
FORTINET INCORPORATED / CUSIP 34959E109 / Symbol FTNT							
2 tax lots for 01/03/13 Total proceeds (and cost when required) reported to the IRS							
	13 000	266 85	07/09/12	277 67	0 00	- 10 82	Sale
	8 000	164 21	07/10/12	174 27	0 00	- 10 06	Sale
01/03/13	21 000	431 06	VARIOUS	451 94	0 00	-20 88	Total of 2 lots
2 tax lots for 02/28/13 Total proceeds (and cost when required) reported to the IRS							
	12 000	295 33	07/10/12	261 41	0 00	33 92	Sale
	5 000	123 06	07/11/12	105 35	0 00	17 71	Sale
02/28/13	17 000	418 39	VARIOUS	366 76	0 00	51 63	Total of 2 lots
4 tax lots for 04/11/13 Total proceeds (and cost when required) reported to the IRS							
	9 000	169 91	07/11/12	189 63	0 00	- 19 72	Sale
	17 000	316 02	07/11/12	358 19	0 00	-42 17	Sale
	13 000	245 43	07/12/12	272 33	0 00	-26 90	Sale
	7 000	132 15	07/26/12	178 08	0 00	-45 93	Sale
04/11/13	46 000	863 51	VARIOUS	998 23	0 00	-134 72	Total of 4 lots
4 tax lots for 04/12/13 Total proceeds (and cost when required) reported to the IRS							
	26 000	486 49	07/26/12	661 42	0 00	-174 93	Sale
	7 000	130 98	07/31/12	169 25	0 00	-38 27	Sale
	12 000	224 53	08/17/12	301 78	0 00	-77 25	Sale

* This is important tax information and is being furnished to the Internal Revenue Service. If you are required to file a return, a negligence penalty or other sanction may be imposed on you if this income is taxable and the IRS determines that it has not been reported. Remember, taxpayers are ultimately responsible for the accuracy of their tax return(s).

**For NONCOVERED tax lots, values for "Date of acquisition," "Cost or other basis" and "Wash sale loss disallowed" are provided for your reference and are NOT reported to the IRS

Less commissions



78759740 - 008

Raymond James & Associates, Inc.

Account 78759740

Proceeds from Broker and Barter Exchange Transactions

2013 1099-B*

(continued)

OMB No 1545-0715

1c - SHORT-TERM TRANSACTIONS**6 - COVERED tax lot for which cost basis is reported to the IRS****

Report on Form 8949, Part I, with Box A checked

8 - Description / CUSIP / 1d - Symbol

These columns are not reported to the IRS

1a - Date of Sale or exchange	1e - Quantity	2a - Proceeds of stocks, bonds, etc. #	1b - Date of acquisition	3 - Cost or other basis	5 - Wash sale loss disallowed	Gain or loss(-)	Additional information
FORTINET INCORPORATED / CUSIP 34959E109 / Symbol FTNT (cont'd)							
	13 000	243 24	10/24/12	250 25	0 00	-7 01	Sale
04/12/13	58 000	1,085 24	VARIOUS	1,382 70	0 00	-297 46	Total of 4 lots
Security total		2,798 20		3,199 63	0 00	-401 43	
FORTUNE BRANDS HOME & SEC INCORPORATED / CUSIP 34964C106 / Symbol FBHS							
05/23/13	13 000	546 61	03/12/13	462 73	0 00	83 88	Sale
10/14/13	7 000	280 97	03/13/13	250 16	0 00	30 81	Sale
2 tax lots for 10/15/13 Total proceeds (and cost when required) reported to the IRS							
	6 000	235 49	03/13/13	214 43	0 00	21 06	Sale
	9 000	353 24	03/13/13	322 46	0 00	30 78	Sale
10/15/13	15 000	588 73	VARIOUS	536 89	0 00	51 84	Total of 2 lots
2 tax lots for 10/16/13 Total proceeds (and cost when required) reported to the IRS							
	9 000	342 26	03/13/13	322 45	0 00	19 81	Sale
	6 000	228 18	03/14/13	216 36	0 00	11 82	Sale
10/16/13	15 000	570 44	VARIOUS	538 81	0 00	31 63	Total of 2 lots
10/17/13	15 000	570 74	03/14/13	540 90	0 00	29 84	Sale
11/11/13	8 000	324 23	03/15/13	290 70	0 00	33 53	Sale
2 tax lots for 11/12/13 Total proceeds (and cost when required) reported to the IRS							
	1 000	40 47	03/15/13	36 34	0 00	4 13	Sale
	8 000	323 75	03/18/13	290 31	0 00	33 44	Sale
11/12/13	9 000	364 22	VARIOUS	326 65	0 00	37 57	Total of 2 lots
2 tax lots for 11/14/13 Total proceeds (and cost when required) reported to the IRS							
	4 000	166 22	03/18/13	145 16	0 00	21 06	Sale
	6 000	249 34	03/19/13	218 28	0 00	31 06	Sale
11/14/13	10 000	415 56	VARIOUS	363 44	0 00	52 12	Total of 2 lots
Security total		3,661 50		3,310 28	0 00	351 22	
GNC HLDGS INCORPORATED COM CLASS A / CUSIP 36191G107 / Symbol GNC							
02/07/13	15 000	535 05	06/18/12	522 86	0 00	12 19	Sale
02/14/13	8 000	304 81	06/18/12	278 85	0 00	25 96	Sale
04/12/13	6 000	259 08	06/18/12	209 14	0 00	49 94	Sale
Security total		1,098 94		1,010 85	0 00	88 09	

* This is important tax information and is being furnished to the Internal Revenue Service. If you are required to file a return, a negligence penalty or other sanction may be imposed on you if this income is taxable and the IRS determines that it has not been reported. Remember, taxpayers are ultimately responsible for the accuracy of their tax return(s).

**For NONCOVERED tax lots, values for "Date of acquisition," "Cost or other basis" and "Wash sale loss disallowed" are provided for your reference and are NOT reported to the IRS

Less commissions

Raymond James & Associates, Inc.

Account 78759740

Proceeds from Broker and Barter Exchange Transactions

2013 1099-B*

(continued)

OMB No 1545-0715

1c - SHORT-TERM TRANSACTIONS**6 - COVERED tax lot for which cost basis is reported to the IRS****

Report on Form 8949, Part I, with Box A checked

8 - Description / CUSIP / 1d - Symbol

These columns are not reported to the IRS

1a - Date of Sale or exchange	1e - Quantity	2a - Proceeds of # stocks, bonds, etc.	1b - Date of acquisition	3 - Cost or other basis	5 - Wash sale loss disallowed	Gain or loss(-)	Additional information
GOODRICH PETE CORPORATION COM NEW / CUSIP 382410405 / Symbol GDP							
12/13/13	8 000	132 57	10/22/13	219 26	0 00	-86 69	Sale
3 tax lots for 12/18/13 Total proceeds (and cost when required) reported to the IRS							
	9 000	145 74	10/22/13	246 66	0 00	-100 92	Sale
	1 000	16 19	10/23/13	25 25	0 00	-9 06	Sale
	19 000	307 68	10/28/13	479 75	0 00	-172 07	Sale
12/18/13	29 000	469 61	VARIOUS	751 66	0 00	-282 05	Total of 3 lots
Security total		602 18		970 92	0 00	-368 74	
GRACE W R & COMPANY DEL NEW / CUSIP 38388F108 / Symbol GRA							
08/07/13	9 000	685 80	06/27/13	760 81	41 67	-33 34	Sale
5 tax lots for 08/12/13 Total proceeds (and cost when required) reported to the IRS							
	1 000	79 57	06/27/13	84 53	0 00	-4 96	Sale
	7 000	556 99	06/27/13	590 57	0 00	-33 58	Sale
	4 000	318 28	06/28/13	331 53	0 00	-13 25	Sale
	10 000	795 61	06/28/13	840 54	0 00	-44 93	Sale
	2 000	159 12	07/01/13	168 85	0 00	-9 73	Sale
08/12/13	24 000	1,909 57	VARIOUS	2,016 02	0 00	-106 45	Total of 5 lots
3 tax lots for 08/13/13 Total proceeds (and cost when required) reported to the IRS							
	5 000	396 76	05/28/13	471 24	0 00	-74 48	Sale
	2 000	158 70	07/01/13	168 85	0 00	-10 15	Sale
	5 000	396 76	07/02/13	425 71	0 00	-28 95	Sale
08/13/13	12 000	952 22	VARIOUS	1,065 80	0 00	-113 58	Total of 3 lots
Security total		3,547 59		3,842 63	41 67	-253 37	
GRAINGER W W INCORPORATED / CUSIP 384802104 / Symbol GWW							
09/13/13	2 000	532 27	04/18/13	480 84	0 00	51 43	Sale
2 tax lots for 09/30/13 Total proceeds (and cost when required) reported to the IRS							
	3 000	786 01	04/18/13	721 26	0 00	64 75	Sale
	3 000	786 97	04/19/13	729 71	0 00	57 26	Sale
09/30/13	6 000	1,572 98	VARIOUS	1,450 97	0 00	122 01	Total of 2 lots
6 tax lots for 10/01/13 Total proceeds (and cost when required) reported to the IRS							
	1 000	261 93	04/19/13	243 24	0 00	18 69	Sale

* This is important tax information and is being furnished to the Internal Revenue Service. If you are required to file a return, a negligence penalty or other sanction may be imposed on you if this income is taxable and the IRS determines that it has not been reported. Remember, taxpayers are ultimately responsible for the accuracy of their tax return(s).

**For NONCOVERED tax lots, values for "Date of acquisition," "Cost or other basis" and "Wash sale loss disallowed" are provided for your reference and are NOT reported to the IRS

Less commissions



78759740 - 009

Raymond James & Associates, Inc.

Account 78759740

Proceeds from Broker and Barter Exchange Transactions

2013 1099-B*

(continued)

OMB No 1545-0715

1c - SHORT-TERM TRANSACTIONS 6 - COVERED tax lot for which cost basis is reported to the IRS**

Report on Form 8949, Part I, with Box A checked

8 - Description / CUSIP / 1d - Symbol

These columns are not reported to the IRS

1a - Date of Sale or exchange	1e - Quantity	2a - Proceeds of [#] stocks, bonds, etc.	1b - Date of acquisition	3 - Cost or other basis	5 - Wash sale loss disallowed	Gain or loss(-)	Additional information
GRAINGER W W INCORPORATED / CUSIP 384802104 / Symbol GWW (cont'd)							
	1 000	263 62	04/19/13	243 23	0 00	20 39	Sale
	1 000	263 49	04/22/13	244 01	0 00	19 48	Sale
	2 000	527 23	04/22/13	488 02	0 00	39 21	Sale
	1 000	263 17	04/23/13	246 66	0 00	16 51	Sale
	1 000	263 48	04/23/13	246 67	0 00	16 81	Sale
10/01/13	7 000	1,842 92	VARIOUS	1,711 83	0 00	131 09	Total of 6 lots
	Security total	3,948 17		3,643 64	0 00	304 53	
GREEN MTN COFFEE ROASTERS INCORPORATED / CUSIP 393122106 / Symbol GMCR							
	2 tax lots for 07/11/13 Total proceeds (and cost when required) reported to the IRS						
	10 000	706 44	05/10/13	767 79	0 00	-61 35	Sale
	7 000	494 51	05/15/13	555 85	0 00	-61 34	Sale
07/11/13	17 000	1,200 95	VARIOUS	1,323 64	0 00	-122 69	Total of 2 lots
10/10/13	19 000	1,273 16	05/15/13	1,508 74	0 00	-235 58	Sale
	3 tax lots for 10/11/13 Total proceeds (and cost when required) reported to the IRS						
	1 000	67 06	05/15/13	79 41	0 00	-12 35	Sale
	1 000	67 06	05/17/13	78 65	0 00	-11 59	Sale
	8 000	536 51	05/23/13	567 93	0 00	-31 42	Sale
10/11/13	10 000	670 63	VARIOUS	725 99	0 00	-55 36	Total of 3 lots
	Security total	3,144 74		3,558 37	0 00	-413 63	
GULFPORT ENERGY CORPORATION COM NEW / CUSIP 402635304 / Symbol GPOR							
09/05/13	2 000	121 98	06/27/13	92 52	0 00	29 46	Sale
09/11/13	3 000	189 02	06/27/13	138 79	0 00	50 23	Sale
10/18/13	6 000	401 99	06/27/13	277 57	0 00	124 42	Sale
	Security total	712 99		508 88	0 00	204 11	
HCA HOLDINGS INCORPORATED / CUSIP 40412C101 / Symbol HCA							
	2 tax lots for 06/24/13 Total proceeds (and cost when required) reported to the IRS						
	9 000	329 27	01/15/13	314 06	0 00	15 21	Sale
	5 000	182 93	01/16/13	173 28	0 00	9 65	Sale
06/24/13	14 000	512 20	VARIOUS	487 34	0 00	24 86	Total of 2 lots
06/26/13	9 000	327 62	01/16/13	311 90	0 00	15 72	Sale

* This is important tax information and is being furnished to the Internal Revenue Service. If you are required to file a return, a negligence penalty or other sanction may be imposed on you if this income is taxable and the IRS determines that it has not been reported. Remember, taxpayers are ultimately responsible for the accuracy of their tax return(s).

**For NONCOVERED tax lots, values for "Date of acquisition," "Cost or other basis" and "Wash sale loss disallowed" are provided for your reference and are NOT reported to the IRS

Less commissions

Raymond James & Associates, Inc.

Account 78759740

Proceeds from Broker and Barter Exchange Transactions

2013 1099-B*

(continued)

OMB No 1545-0715

1c - SHORT-TERM TRANSACTIONS**6 - COVERED tax lot for which cost basis is reported to the IRS****

Report on Form 8949, Part I, with Box A checked

8 - Description / CUSIP / 1d - Symbol

These columns are not reported to the IRS

1a - Date of Sale or exchange	1e - Quantity	2a - Proceeds of stocks, bonds, etc. #	1b - Date of acquisition	3 - Cost or other basis	5 - Wash sale loss disallowed	Gain or loss(-)	Additional information
HCA HOLDINGS INCORPORATED / CUSIP 40412C101 / Symbol HCA (cont'd)							
6 tax lots for 06/27/13 Total proceeds (and cost when required) reported to the IRS							
	6 000	221 32	01/16/13	207 94	0 00	13 38	Sale
	9 000	328 35	01/16/13	311 90	0 00	16 45	Sale
	14 000	516 42	01/18/13	514 17	0 00	2 25	Sale
	6 000	220 96	01/22/13	223 20	0 00	-2 24	Sale
	6 000	221 32	01/22/13	223 20	0 00	-1 88	Sale
	7 000	257 78	02/13/13	259 01	0 00	-1 23	Sale
06/27/13	48 000	1,766 15	VARIOUS	1,739 42	0 00	26 73	Total of 6 lots
3 tax lots for 06/28/13 Total proceeds (and cost when required) reported to the IRS							
	1 000	35 62	02/13/13	37 00	0 00	-1 38	Sale
	13 000	465 95	02/13/13	481 03	0 00	-15 08	Sale
	8 000	284 99	02/21/13	284 54	0 00	0 45	Sale
06/28/13	22 000	786 56	VARIOUS	802 57	0 00	-16 01	Total of 3 lots
07/01/13	9 000	328 51	03/11/13	342 51	0 00	-14 00	Sale
Security total		3,721 04		3,683 74	0 00	37 30	
HERSHEY COMPANY / CUSIP 427866108 / Symbol HSY							
2 tax lots for 01/09/13 Total proceeds (and cost when required) reported to the IRS							
	3 000	223 11	06/29/12	214 12	0 00	8 99	Sale
	1 000	74 37	07/02/12	71 72	0 00	2 65	Sale
01/09/13	4 000	297 48	VARIOUS	285 84	0 00	11 64	Total of 2 lots
6 tax lots for 02/27/13 Total proceeds (and cost when required) reported to the IRS							
	13 000	1,066 16	07/02/12	932 39	0 00	133 77	Sale
	11 000	902 14	07/03/12	797 54	0 00	104 60	Sale
	3 000	246 04	07/05/12	217 83	0 00	28 21	Sale
	7 000	577 49	07/05/12	508 27	0 00	69 22	Sale
	6 000	494 99	07/20/12	426 95	0 00	68 04	Sale
	5 000	412 50	07/23/12	353 90	0 00	58 60	Sale
02/27/13	45 000	3,699 32	VARIOUS	3,236 88	0 00	462 44	Total of 6 lots
Security total		3,996 80		3,522 72	0 00	474 08	
HERTZ GLOBAL HOLDINGS INCORPORATED / CUSIP 42805T105 / Symbol HTZ							
11/13/13	15 000	343 42	11/16/12	217 03	0 00	126 39	Sale

* This is important tax information and is being furnished to the Internal Revenue Service. If you are required to file a return, a negligence penalty or other sanction may be imposed on you if this income is taxable and the IRS determines that it has not been reported. Remember, taxpayers are ultimately responsible for the accuracy of their tax return(s).

**For NONCOVERED tax lots, values for "Date of acquisition," "Cost or other basis" and "Wash sale loss disallowed" are provided for your reference and are NOT reported to the IRS

Less commissions



78759740 - 010

Raymond James & Associates, Inc.

Account 78759740

Proceeds from Broker and Barter Exchange Transactions

2013 1099-B*

(continued)

OMB No 1545-0715

1c - SHORT-TERM TRANSACTIONS**6 - COVERED tax lot for which cost basis is reported to the IRS****

Report on Form 8949, Part I, with Box A checked

8 - Description / CUSIP / 1d - Symbol

These columns are not reported to the IRS

1a - Date of Sale or exchange	1e - Quantity	2a - Proceeds of stocks, bonds, etc.	1b - Date of acquisition	3 - Cost or other basis	5 - Wash sale loss disallowed	Gain or loss(-)	Additional information
HOME DEPOT INCORPORATED / CUSIP 437076102 / Symbol HD							
09/05/13	3 000	220 82	02/27/13	204 38	0 00	16 44	Sale
09/09/13	5 000	365 75	02/27/13	340 63	0 00	25 12	Sale
2 tax lots for 09/10/13 Total proceeds (and cost when required) reported to the IRS							
	8 000	593 44	02/27/13	545 01	0 00	48 43	Sale
	10 000	741 79	02/27/13	678 99	0 00	62 80	Sale
09/10/13	18 000	1,335 23	VARIOUS	1,224 00	0 00	111 23	Total of 2 lots
10/11/13	6 000	456 36	02/27/13	407 39	0 00	48 97	Sale
3 tax lots for 11/12/13 Total proceeds (and cost when required) reported to the IRS							
	5 000	379 89	02/27/13	339 50	0 00	40 39	Sale
	3 000	227 94	02/28/13	206 67	0 00	21 27	Sale
	5 000	380 45	02/28/13	344 44	0 00	36 01	Sale
11/12/13	13 000	988 28	VARIOUS	890 61	0 00	97 67	Total of 3 lots
2 tax lots for 11/13/13 Total proceeds (and cost when required) reported to the IRS							
	4 000	306 48	02/28/13	275 55	0 00	30 93	Sale
	2 000	153 24	03/01/13	137 76	0 00	15 48	Sale
11/13/13	6 000	459 72	VARIOUS	413 31	0 00	46 41	Total of 2 lots
Security total		3,826 16		3,480 32	0 00	345 84	
IPG PHOTONICS CORPORATION / CUSIP 44980X109 / Symbol IPGP							
2 tax lots for 08/12/13 Total proceeds (and cost when required) reported to the IRS							
	5 000	288 74	01/09/13	326 25	0 00	-37 51	Sale
	1 000	57 75	01/10/13	65 25	0 00	-7 50	Sale
08/12/13	6 000	346 49	VARIOUS	391 50	0 00	-45 01	Total of 2 lots
2 tax lots for 08/27/13 Total proceeds (and cost when required) reported to the IRS							
	3 000	165 92	01/10/13	193 02	0 00	-27 10	Sale
	3 000	165 93	01/10/13	195 75	0 00	-29 82	Sale
08/27/13	6 000	331 85	VARIOUS	388 77	0 00	-56 92	Total of 2 lots
2 tax lots for 09/20/13 Total proceeds (and cost when required) reported to the IRS							
	4 000	235 74	01/10/13	257 36	0 00	-21 62	Sale
	3 000	176 81	01/11/13	195 75	0 00	-18 94	Sale
09/20/13	7 000	412 55	VARIOUS	453 11	0 00	-40 56	Total of 2 lots

* This is important tax information and is being furnished to the Internal Revenue Service. If you are required to file a return, a negligence penalty or other sanction may be imposed on you if this income is taxable and the IRS determines that it has not been reported. Remember, taxpayers are ultimately responsible for the accuracy of their tax return(s).

**For NONCOVERED tax lots, values for "Date of acquisition," "Cost or other basis" and "Wash sale loss disallowed" are provided for your reference and are NOT reported to the IRS

Less commissions

Raymond James & Associates, Inc.

Account 78759740

Proceeds from Broker and Barter Exchange Transactions

2013 1099-B*

(continued)

OMB No 1545-0715

1c - SHORT-TERM TRANSACTIONS 6 - COVERED tax lot for which cost basis is reported to the IRS**

Report on Form 8949, Part I, with Box A checked

8 - Description / CUSIP / 1d - Symbol

These columns are not reported to the IRS

1a - Date of Sale or exchange	1e - Quantity	2a - Proceeds of # stocks, bonds, etc.	1b - Date of acquisition	3 - Cost or other basis	5 - Wash sale loss disallowed	Gain or loss(-)	Additional information
IPG PHOTONICS CORPORATION / CUSIP 44980X109 / Symbol IPGP (cont'd)							
4 tax lots for 09/23/13 Total proceeds (and cost when required) reported to the IRS							
	4 000	230 87	01/11/13	261 00	0 00	-30 13	Sale
	1 000	57 05	02/04/13	66 00	0 00	-8 95	Sale
	2 000	115 44	02/04/13	132 00	0 00	-16 56	Sale
	4 000	228 20	02/13/13	268 60	0 00	-40 40	Sale
09/23/13	11 000	631 56	VARIOUS	727 60	0 00	-96 04	Total of 4 lots
3 tax lots for 09/24/13 Total proceeds (and cost when required) reported to the IRS							
	3 000	169 74	02/13/13	201 45	0 00	-31 71	Sale
	1 000	56 58	02/19/13	61 31	0 00	-4 73	Sale
	2 000	113 15	02/19/13	121 07	0 00	-7 92	Sale
09/24/13	6 000	339 47	VARIOUS	383 83	0 00	-44 36	Total of 3 lots
09/25/13	5 000	284 79	02/19/13	306 56	0 00	-21 77	Sale
3 tax lots for 09/30/13 Total proceeds (and cost when required) reported to the IRS							
	3 000	169 57	02/19/13	183 93	0 00	-14 36	Sale
	4 000	226 10	02/20/13	249 10	0 00	-23 00	Sale
	2 000	113 05	02/28/13	118 34	0 00	-5 29	Sale
09/30/13	9 000	508 72	VARIOUS	551 37	0 00	-42 65	Total of 3 lots
4 tax lots for 10/01/13 Total proceeds (and cost when required) reported to the IRS							
	1 000	56 75	02/28/13	59 17	0 00	-2 42	Sale
	6 000	340 50	03/01/13	355 55	0 00	-15 05	Sale
	2 000	113 50	06/05/13	119 54	0 00	-6 04	Sale
	4 000	226 51	06/05/13	239 08	0 00	-12 57	Sale
10/01/13	13 000	737 26	VARIOUS	773 34	0 00	-36 08	Total of 4 lots
10/02/13	6 000	344 39	06/05/13	358 61	0 00	-14 22	Sale
Security total		3,937 08		4,334 69	0 00	-397 61	
INTERCONTINENTALEXCHANGE GROUP / CUSIP 45866F104 / Symbol ICE							
12/10/13	5 000	1,084 22	01/09/13	635 06	0 00	449 16	Sale
INTUITIVE SURGICAL INCORPORATED COM NEW / CUSIP 46120E602 / Symbol ISRG							
04/01/13	1 000	489 69	12/18/12	548 83	0 00	-59 14	Sale

* This is important tax information and is being furnished to the Internal Revenue Service. If you are required to file a return, a negligence penalty or other sanction may be imposed on you if this income is taxable and the IRS determines that it has not been reported. Remember, taxpayers are ultimately responsible for the accuracy of their tax return(s).

**For NONCOVERED tax lots, values for "Date of acquisition," "Cost or other basis" and "Wash sale loss disallowed" are provided for your reference and are NOT reported to the IRS

Less commissions



Raymond James & Associates, Inc.

Account 78759740

Proceeds from Broker and Barter Exchange Transactions

2013 1099-B*

(continued)

OMB No 1545-0715

1c - SHORT-TERM TRANSACTIONS 6 - COVERED tax lot for which cost basis is reported to the IRS**

Report on Form 8949, Part I, with Box A checked

8 - Description / CUSIP / 1d - Symbol

These columns are not reported to the IRS

1a - Date of Sale or exchange	1e - Quantity	2a - Proceeds of stocks, bonds, etc. #	1b - Date of acquisition	3 - Cost or other basis	5 - Wash sale loss disallowed	Gain or loss(-)	Additional information
L BRANDS INCORPORATED / CUSIP 501797104 / Symbol LB							
3 tax lots for 06/28/13 Total proceeds (and cost when required) reported to the IRS							
	2 000	99 48	09/20/12	101 50	0 00	-2 02	Sale
	5 000	246 16	09/20/12	253 74	0 00	-7 58	Sale
	8 000	397 91	09/21/12	415 97	0 00	-18 06	Sale
06/28/13	15 000	743 55	VARIOUS	771 21	0 00	-27 66	Total of 3 lots
LIBERTY MEDIA CORPORATION □ LIB CAP COM A / CUSIP 530322106 / Symbol LMCAOLD							
2 tax lots for 01/09/13 Total proceeds (and cost when required) reported to the IRS							
	4 000	484 20	09/28/12	415 22	0 00	68 98	Sale
	1 000	121 05	10/01/12	105 36	0 00	15 69	Sale
01/09/13	5 000	605 25	VARIOUS	520 58	0 00	84 67	Total of 2 lots
LIBERTY MEDIA CORPORATION □ DELAWARE CLASS A / CUSIP 531229102 / Symbol LMCA							
02/28/13	5 000	539 56	10/01/12	463 55	0 00	76 01	Sale
4 tax lots for 03/01/13 Total proceeds (and cost when required) reported to the IRS							
	5 000	543 02	10/02/12	466 40	0 00	76 62	Sale
	6 000	651 63	10/03/12	563 97	0 00	87 66	Sale
	2 000	217 21	10/04/12	193 59	0 00	23 62	Sale
	3 000	327 99	10/04/12	290 38	0 00	37 61	Sale
03/01/13	16 000	1,739 85	VARIOUS	1,514 34	0 00	225 51	Total of 4 lots
2 tax lots for 03/04/13 Total proceeds (and cost when required) reported to the IRS							
	2 000	215 66	10/04/12	191 94	0 00	23 72	Sale
	2 000	215 66	10/04/12	193 59	0 00	22 07	Sale
03/04/13	4 000	431 32	VARIOUS	385 53	0 00	45 79	Total of 2 lots
03/05/13	4 000	439 31	10/11/12	387 98	0 00	51 33	Sale
Security total		3,150 04		2,751 40	0 00	398 64	
LIMITED BRANDS INCORPORATED / CUSIP 532716107 / Symbol LTDOLD							
01/17/13	7 000	327 63	04/05/12	340 62	0 00	-12 99	Sale
LINKEDIN CORPORATION COM CLASS □ A / CUSIP 53578A108 / Symbol LNKD							
02/08/13	2 000	301 45	07/30/12	209 45	0 00	92 00	Sale
02/11/13	2 000	309 77	07/30/12	209 45	0 00	100 32	Sale

* This is important tax information and is being furnished to the Internal Revenue Service. If you are required to file a return, a negligence penalty or other sanction may be imposed on you if this income is taxable and the IRS determines that it has not been reported. Remember, taxpayers are ultimately responsible for the accuracy of their tax return(s).

**For NONCOVERED tax lots, values for "Date of acquisition," "Cost or other basis" and "Wash sale loss disallowed" are provided for your reference and are NOT reported to the IRS

Less commissions

Raymond James & Associates, Inc.

Account 78759740

Proceeds from Broker and Barter Exchange Transactions

2013 1099-B*

(continued)

OMB No 1545-0715

1c - SHORT-TERM TRANSACTIONS**6 - COVERED tax lot for which cost basis is reported to the IRS****

Report on Form 8949, Part I, with Box A checked

8 - Description / CUSIP / 1d - Symbol

These columns are not reported to the IRS

1a - Date of Sale or exchange	1e - Quantity	2a - Proceeds of stocks, bonds, etc.	1b - Date of acquisition	3 - Cost or other basis	5 - Wash sale loss disallowed	Gain or loss(-)	Additional information
LINKEDIN CORPORATION COM CLASS A / CUSIP 53578A108 / Symbol LNKD (cont'd)							
02/19/13	1 000	158 52	07/30/12	104 72	0 00	53 80	Sale
03/18/13	3 000	522 58	07/30/12	314 17	0 00	208 41	Sale
07/19/13	4 000	801 10	07/30/12	418 89	0 00	382 21	Sale
07/29/13	2 000	403 40	07/30/12	209 45	0 00	193 95	Sale
Security total		2,496 82		1,466 13	0 00	1,030 69	
LULULEMON ATHLETICA INCORPORATED / CUSIP 550021109 / Symbol LULU							
3 tax lots for 04/18/13 Total proceeds (and cost when required) reported to the IRS							
	1 000	70 08	06/07/12	63 45	0 00	6 63	Sale
	3 000	207 12	06/07/12	190 35	0 00	16 77	Sale
	2 000	138 08	06/11/12	130 36	0 00	7 72	Sale
04/18/13	6 000	415 28	VARIOUS	384 16	0 00	31 12	Total of 3 lots
2 tax lots for 04/19/13 Total proceeds (and cost when required) reported to the IRS							
	2 000	137 45	06/11/12	130 36	0 00	7 09	Sale
	3 000	206 18	01/16/13	205 80	0 00	0 38	Sale
04/19/13	5 000	343 63	VARIOUS	336 16	0 00	7 47	Total of 2 lots
Security total		758 91		720 32	0 00	38 59	
MASTERCARD INCORPORATED CLASS A / CUSIP 57636Q104 / Symbol MA							
10/30/13	1 000	724 59	07/31/13	614 90	0 00	109 69	Sale
11/18/13	1 000	757 60	08/01/13	638 68	0 00	118 92	Sale
11/19/13	1 000	752 15	08/01/13	638 68	0 00	113 47	Sale
12/12/13	1 000	784 71	08/01/13	638 68	0 00	146 03	Sale
12/23/13	1 000	813 10	08/02/13	642 29	0 00	170 81	Sale
Security total		3,832 15		3,173 23	0 00	658 92	
MERCADOLIBRE INCORPORATED / CUSIP 58733R102 / Symbol MELI							
12/27/13	4 000	431 80	04/03/13	391 98	0 00	39 82	Sale
NORDSTROM INCORPORATED / CUSIP 655664100 / Symbol JWN							
3 tax lots for 03/12/13 Total proceeds (and cost when required) reported to the IRS							
	9 000	488 78	10/08/12	507 84	0 00	- 19 06	Sale
	8 000	431 67	10/09/12	449 03	0 00	- 17 36	Sale

* This is important tax information and is being furnished to the Internal Revenue Service. If you are required to file a return, a negligence penalty or other sanction may be imposed on you if this income is taxable and the IRS determines that it has not been reported. Remember, taxpayers are ultimately responsible for the accuracy of their tax return(s).

**For NONCOVERED tax lots, values for "Date of acquisition," "Cost or other basis" and "Wash sale loss disallowed" are provided for your reference and are NOT reported to the IRS

Less commissions



78759740 - 012

Raymond James & Associates, Inc.

Account 78759740

Proceeds from Broker and Barter Exchange Transactions

2013 1099-B*

(continued)

OMB No 1545-0715

1c - SHORT-TERM TRANSACTIONS**6 - COVERED tax lot for which cost basis is reported to the IRS****

Report on Form 8949, Part I, with Box A checked

8 - Description / CUSIP / 1d - Symbol

These columns are not reported to the IRS

1a - Date of Sale or exchange	1e - Quantity	2a - Proceeds of stocks, bonds, etc.	1b - Date of acquisition	3 - Cost or other basis	5 - Wash sale loss disallowed	Gain or loss(-)	Additional information
NORDSTROM INCORPORATED / CUSIP 655664100 / Symbol JWN (cont'd)							
	10 000	543 09	10/09/12	565 14	0 00	-22 05	Sale
03/12/13	27 000	1,463 54	VARIOUS	1,522 01	0 00	-58 47	Total of 3 lots
5 tax lots for 03/13/13 Total proceeds (and cost when required) reported to the IRS							
	1 000	54 00	10/09/12	56 13	0 00	-2 13	Sale
	15 000	809 98	10/09/12	840 13	0 00	-30 15	Sale
	2 000	108 00	10/10/12	111 89	0 00	-3 89	Sale
	13 000	702 50	10/10/12	727 31	0 00	-24 81	Sale
	4 000	216 15	11/08/12	225 70	0 00	-9 55	Sale
03/13/13	35 000	1,890 63	VARIOUS	1,961 16	0 00	-70 53	Total of 5 lots
Security total		3,354 17		3,483 17	0 00	-129 00	
OWENS CORNING NEW / CUSIP 690742101 / Symbol OC							
06/07/13	2 000	85 21	01/18/13	80 56	0 00	4 65	Sale
07/08/13	14 000	533 29	01/18/13	563 92	0 00	-30 63	Sale
6 tax lots for 07/09/13 Total proceeds (and cost when required) reported to the IRS							
	3 000	114 97	01/18/13	120 84	0 00	-5 87	Sale
	5 000	193 96	01/22/13	203 96	0 00	-10 00	Sale
	13 000	498 18	01/22/13	530 30	0 00	-32 12	Sale
	4 000	155 16	01/24/13	166 69	0 00	-11 53	Sale
	15 000	589 81	01/24/13	625 07	0 00	-35 26	Sale
	2 000	78 64	02/25/13	78 46	0 00	0 18	Sale
07/09/13	42 000	1,630 72	VARIOUS	1,725 32	0 00	-94 60	Total of 6 lots
4 tax lots for 07/10/13 Total proceeds (and cost when required) reported to the IRS							
	10 000	390 38	02/25/13	392 30	0 00	-1 92	Sale
	3 000	117 11	03/11/13	120 12	0 00	-3 01	Sale
	4 000	156 48	03/11/13	160 16	0 00	-3 68	Sale
	9 000	352 07	03/12/13	361 45	0 00	-9 38	Sale
07/10/13	26 000	1,016 04	VARIOUS	1,034 03	0 00	-17 99	Total of 4 lots
Security total		3,265 26		3,403 83	0 00	-138 57	
PANERA BREAD COMPANY CLASS A / CUSIP 69840W108 / Symbol PNRA							
08/05/13	3 000	508 91	05/01/13	530 08	0 00	-21 17	Sale
08/12/13	1 000	174 78	05/01/13	176 70	0 00	-1 92	Sale

* This is important tax information and is being furnished to the Internal Revenue Service. If you are required to file a return, a negligence penalty or other sanction may be imposed on you if this income is taxable and the IRS determines that it has not been reported. Remember, taxpayers are ultimately responsible for the accuracy of their tax return(s).

**For NONCOVERED tax lots, values for "Date of acquisition," "Cost or other basis" and "Wash sale loss disallowed" are provided for your reference and are NOT reported to the IRS

Less commissions

Raymond James & Associates, Inc.

Account 78759740

Proceeds from Broker and Barter Exchange Transactions

2013 1099-B*

(continued)

OMB No 1545-0715

1c - SHORT-TERM TRANSACTIONS**6 - COVERED tax lot for which cost basis is reported to the IRS****

Report on Form 8949, Part I, with Box A checked

8 - Description / CUSIP / 1d - Symbol

These columns are not reported to the IRS

1a - Date of Sale or exchange	1e - Quantity	2a - Proceeds of stocks, bonds, etc.	1b - Date of acquisition	3 - Cost or other basis	5 - Wash sale loss disallowed	Gain or loss(-)	Additional information
PANERA BREAD COMPANY CLASS A / CUSIP 69840W108 / Symbol PNRA (cont'd)							
3 tax lots for 08/23/13 Total proceeds (and cost when required) reported to the IRS							
	1 000	169 22	05/01/13	176 69	0 00	-7 47	Sale
	1 000	169 22	05/02/13	177 57	0 00	-8 35	Sale
	2 000	336 02	05/02/13	355 15	0 00	-19 13	Sale
08/23/13	4 000	674 46	VARIOUS	709 41	0 00	-34 95	Total of 3 lots
6 tax lots for 08/27/13 Total proceeds (and cost when required) reported to the IRS							
	4 000	671 84	05/02/13	710 29	0 00	-38 45	Sale
	1 000	167 96	05/06/13	180 83	0 00	-12 87	Sale
	1 000	167 96	05/06/13	181 48	0 00	-13 52	Sale
	2 000	334 72	05/07/13	366 25	0 00	-31 53	Sale
	2 000	335 80	05/07/13	366 26	0 00	-30 46	Sale
	1 000	167 36	05/08/13	183 43	0 00	-16 07	Sale
08/27/13	11 000	1,845 64	VARIOUS	1,988 54	0 00	-142 90	Total of 6 lots
2 tax lots for 08/28/13 Total proceeds (and cost when required) reported to the IRS							
	3 000	499 89	05/08/13	550 28	0 00	-50 39	Sale
	2 000	330 73	05/14/13	369 55	0 00	-38 82	Sale
08/28/13	5 000	830 62	VARIOUS	919 83	0 00	-89 21	Total of 2 lots
Security total		4,034 41		4,324 56	0 00	-290 15	
QUALCOMM INCORPORATED / CUSIP 747525103 / Symbol QCOM							
05/02/13	4 000	250 87	05/23/12	229 46	0 00	21 41	Sale
QUANTA SVCS INCORPORATED / CUSIP 74762E102 / Symbol PWR							
2 tax lots for 08/12/13 Total proceeds (and cost when required) reported to the IRS							
	10 000	276 02	01/23/13	292 75	0 00	-16 73	Sale
	5 000	138 01	01/24/13	149 48	0 00	-11 47	Sale
08/12/13	15 000	414 03	VARIOUS	442 23	0 00	-28 20	Total of 2 lots
2 tax lots for 08/15/13 Total proceeds (and cost when required) reported to the IRS							
	16 000	428 63	01/24/13	478 34	0 00	-49 71	Sale
	4 000	107 16	01/25/13	118 96	0 00	-11 80	Sale
08/15/13	20 000	535 79	VARIOUS	597 30	0 00	-61 51	Total of 2 lots
08/21/13	13 000	341 51	01/25/13	386 62	0 00	-45 11	Sale

* This is important tax information and is being furnished to the Internal Revenue Service. If you are required to file a return, a negligence penalty or other sanction may be imposed on you if this income is taxable and the IRS determines that it has not been reported. Remember, taxpayers are ultimately responsible for the accuracy of their tax return(s).

**For NONCOVERED tax lots, values for "Date of acquisition," "Cost or other basis" and "Wash sale loss disallowed" are provided for your reference and are NOT reported to the IRS

Less commissions



78759740 - 013

Raymond James & Associates, Inc.

Account 78759740

Proceeds from Broker and Barter Exchange Transactions

2013 1099-B*

(continued)

OMB No 1545-0715

1c - SHORT-TERM TRANSACTIONS 6 - COVERED tax lot for which cost basis is reported to the IRS**

Report on Form 8949, Part I, with Box A checked

8 - Description / CUSIP / 1d - Symbol

These columns are not reported to the IRS

1a - Date of Sale or exchange	1e - Quantity	2a - Proceeds of stocks, bonds, etc.	1b - Date of acquisition	3 - Cost or other basis	5 - Wash sale loss disallowed	Gain or loss(-)	Additional information
QUANTA SVCS INCORPORATED / CUSIP 74762E102 / Symbol PWR (cont'd)							
2 tax lots for 08/27/13 Total proceeds (and cost when required) reported to the IRS							
	8 000	211 35	01/25/13	237 92	0 00	-26 57	Sale
	4 000	105 68	01/28/13	118 83	0 00	-13 15	Sale
08/27/13	12 000	317 03	VARIOUS	356 75	0 00	-39 72	Total of 2 lots
5 tax lots for 09/13/13 Total proceeds (and cost when required) reported to the IRS							
	2 000	52 08	01/28/13	59 41	0 00	-7 33	Sale
	27 000	708 48	01/28/13	802 08	0 00	-93 60	Sale
	1 000	26 04	01/29/13	29 80	0 00	-3 76	Sale
	12 000	312 47	01/30/13	357 24	0 00	-44 77	Sale
	9 000	234 35	02/04/13	253 44	0 00	-19 09	Sale
09/13/13	51 000	1,333 42	VARIOUS	1,501 97	0 00	-168 55	Total of 5 lots
3 tax lots for 09/24/13 Total proceeds (and cost when required) reported to the IRS							
	1 000	27 51	02/04/13	28 16	0 00	-0 65	Sale
	8 000	220 07	02/06/13	228 00	0 00	-7 93	Sale
	5 000	137 55	02/21/13	140 92	0 00	-3 37	Sale
09/24/13	14 000	385 13	VARIOUS	397 08	0 00	-11 95	Total of 3 lots
Security total		3,326 91		3,681 95	0 00	-355 04	
RACKSPACE HOSTING INCORPORATED / CUSIP 750086100 / Symbol RAX							
01/08/13	4 000	304 94	10/05/12	276 09	0 00	28 85	Sale
01/30/13	4 000	300 00	10/05/12	276 09	0 00	23 91	Sale
2 tax lots for 05/07/13 Total proceeds (and cost when required) reported to the IRS							
	3 000	149 55	10/05/12	207 06	0 00	-57 51	Sale
	8 000	398 80	10/08/12	551 80	0 00	-153 00	Sale
05/07/13	11 000	548 35	VARIOUS	758 86	0 00	-210 51	Total of 2 lots
3 tax lots for 05/08/13 Total proceeds (and cost when required) reported to the IRS							
	2 000	101 27	10/08/12	137 95	0 00	-36 68	Sale
	5 000	253 17	10/25/12	310 43	0 00	-57 26	Sale
	4 000	202 54	11/02/12	265 07	0 00	-62 53	Sale
05/08/13	11 000	556 98	VARIOUS	713 45	0 00	-156 47	Total of 3 lots

* This is important tax information and is being furnished to the Internal Revenue Service. If you are required to file a return, a negligence penalty or other sanction may be imposed on you if this income is taxable and the IRS determines that it has not been reported. Remember, taxpayers are ultimately responsible for the accuracy of their tax return(s).

**For NONCOVERED tax lots, values for "Date of acquisition," "Cost or other basis" and "Wash sale loss disallowed" are provided for your reference and are NOT reported to the IRS

Less commissions

Raymond James & Associates, Inc.

Account 78759740

Proceeds from Broker and Barter Exchange Transactions

2013 1099-B*

(continued)

OMB No 1545-0715

1c - SHORT-TERM TRANSACTIONS**6 - COVERED tax lot for which cost basis is reported to the IRS****

Report on Form 8949, Part I, with Box A checked

8 - Description / CUSIP / 1d - Symbol

These columns are not reported to the IRS

1a - Date of Sale or exchange	1e - Quantity	2a - Proceeds of # stocks, bonds, etc.	1b - Date of acquisition	3 - Cost or other basis	5 - Wash sale loss disallowed	Gain or loss(-)	Additional information
RACKSPACE HOSTING INCORPORATED / CUSIP 750086100 / Symbol RAX (cont'd)							
2 tax lots for 05/09/13 Total proceeds (and cost when required) reported to the IRS							
	6 000	242 69	02/19/13	344 63	0 00	-101 94	Sale
	5 000	202 25	02/21/13	275 94	0 00	-73 69	Sale
05/09/13	11 000	444 94	VARIOUS	620 57	0 00	-175 63	Total of 2 lots
Security total		2,155 21		2,645 06	0 00	-489 85	
RED HAT INCORPORATED / CUSIP 756577102 / Symbol RHT							
02/28/13	9 000	457 72	12/19/12	475 20	11 65	-5 83	Sale
2 tax lots for 03/11/13 Total proceeds (and cost when required) reported to the IRS							
	5 000	264 72	12/19/12	264 00	0 00	0 72	Sale
	2 000	105 89	12/26/12	107 98	0 00	-2 09	Sale
03/11/13	7 000	370 61	VARIOUS	371 98	0 00	-1 37	Total of 2 lots
5 tax lots for 03/12/13 Total proceeds (and cost when required) reported to the IRS							
	11 000	567 80	12/26/12	593 88	0 00	-26 08	Sale
	1 000	51 62	12/28/12	52 33	0 00	-0 71	Sale
	7 000	358 40	12/28/12	366 31	0 00	-7 91	Sale
	9 000	460 79	12/31/12	469 26	0 00	-8 47	Sale
	1 000	51 20	01/03/13	54 79	0 00	-3 59	Sale
03/12/13	29 000	1,489 81	VARIOUS	1,536 57	0 00	-46 76	Total of 5 lots
4 tax lots for 03/13/13 Total proceeds (and cost when required) reported to the IRS							
	5 000	251 76	12/04/12	283 60	0 00	-31 84	Sale
	1 000	50 35	12/10/12	56 05	0 00	-5 70	Sale
	7 000	352 46	01/03/13	383 49	0 00	-31 03	Sale
	5 000	251 75	01/14/13	273 98	0 00	-22 23	Sale
03/13/13	18 000	906 32	VARIOUS	997 12	0 00	-90 80	Total of 4 lots
Security total		3,224 46		3,380 87	11 65	-144 76	
SALESFORCE COM INCORPORATED / CUSIP 79466L302 / Symbol CRM							
01/14/13	1 000	174 02	10/09/12	151 94	0 00	22 08	Sale
08/20/13	16 000	696 66	10/09/12	607 77	0 00	88 89	Sale
08/26/13	8 000	349 57	10/17/12	307 14	0 00	42 43	Sale
Security total		1,220 25		1,066 85	0 00	153 40	

* This is important tax information and is being furnished to the Internal Revenue Service. If you are required to file a return, a negligence penalty or other sanction may be imposed on you if this income is taxable and the IRS determines that it has not been reported. Remember, taxpayers are ultimately responsible for the accuracy of their tax return(s).

**For NONCOVERED tax lots, values for "Date of acquisition," "Cost or other basis" and "Wash sale loss disallowed" are provided for your reference and are NOT reported to the IRS

Less commissions



78759740 - 014

Raymond James & Associates, Inc.

Account 78759740

Proceeds from Broker and Barter Exchange Transactions

2013 1099-B*

(continued)

OMB No 1545-0715

1c - SHORT-TERM TRANSACTIONS 6 - COVERED tax lot for which cost basis is reported to the IRS**

Report on Form 8949, Part I, with Box A checked

8 - Description / CUSIP / 1d - Symbol

These columns are not reported to the IRS

1a - Date of Sale or exchange	1e - Quantity	2a - Proceeds of [#] stocks, bonds, etc.	1b - Date of acquisition	3 - Cost or other basis	5 - Wash sale loss disallowed	Gain or loss(-)	Additional information
SANOFI SPONSORED ADR (FRANCE) / CUSIP 80105N105 / Symbol SNY							
08/12/13	9 000	465 93	12/18/12	424 25	0 00	41 68	Sale
2 tax lots for 08/21/13 Total proceeds (and cost when required) reported to the IRS							
	11 000	556 20	12/18/12	518 52	0 00	37 68	Sale
	5 000	252 82	12/19/12	235 79	0 00	17 03	Sale
08/21/13	16 000	809 02	VARIOUS	754 31	0 00	54 71	Total of 2 lots
2 tax lots for 08/27/13 Total proceeds (and cost when required) reported to the IRS							
	7 000	349 66	12/19/12	330 10	0 00	19 56	Sale
	8 000	403 68	12/19/12	377 26	0 00	26 42	Sale
08/27/13	15 000	753 34	VARIOUS	707 36	0 00	45 98	Total of 2 lots
7 tax lots for 08/28/13 Total proceeds (and cost when required) reported to the IRS							
	21 000	1,031 02	12/20/12	994 87	0 00	36 15	Sale
	6 000	294 58	12/27/12	283 14	0 00	11 44	Sale
	5 000	245 48	01/29/13	244 05	0 00	1 43	Sale
	3 000	147 21	02/04/13	141 96	0 00	5 25	Sale
	3 000	147 29	02/04/13	141 96	0 00	5 33	Sale
	7 000	343 50	02/14/13	339 14	0 00	4 36	Sale
	6 000	294 43	02/21/13	285 12	0 00	9 31	Sale
08/28/13	51 000	2,503 51	VARIOUS	2,430 24	0 00	73 27	Total of 7 lots
Security total		4,531 80		4,316 16	0 00	215 64	
SERVICENOW INCORPORATED / CUSIP 81762P102 / Symbol NOW							
10/07/13	12 000	652 99	04/03/13	419 96	0 00	233 03	Sale
11/15/13	7 000	370 05	04/03/13	244 98	0 00	125 07	Sale
Security total		1,023 04		664 94	0 00	358 10	
SIRIUS XM HLDGS INCORPORATED / CUSIP 82968B103 / Symbol SIRI							
11/25/13	99 000	365 30	06/06/13	332 64	0 00	32 66	Sale
12/04/13	75 000	277 49	06/06/13	252 00	0 00	25 49	Sale
12/17/13	74 000	255 29	06/06/13	248 64	0 00	6 65	Sale
2 tax lots for 12/18/13 Total proceeds (and cost when required) reported to the IRS							
	34 000	115 60	06/06/13	114 92	0 00	0 68	Sale
	41 000	139 39	06/06/13	137 76	0 00	1 63	Sale
12/18/13	75 000	254 99	VARIOUS	252 68	0 00	2 31	Total of 2 lots

* This is important tax information and is being furnished to the Internal Revenue Service. If you are required to file a return, a negligence penalty or other sanction may be imposed on you if this income is taxable and the IRS determines that it has not been reported. Remember, taxpayers are ultimately responsible for the accuracy of their tax return(s).

**For NONCOVERED tax lots, values for "Date of acquisition," "Cost or other basis" and "Wash sale loss disallowed" are provided for your reference and are NOT reported to the IRS

Less commissions

Raymond James & Associates, Inc.

Account 78759740

Proceeds from Broker and Barter Exchange Transactions

2013 1099-B*

(continued)

OMB No 1545-0715

1c - SHORT-TERM TRANSACTIONS**6 - COVERED tax lot for which cost basis is reported to the IRS****

Report on Form 8949, Part I, with Box A checked

8 - Description / CUSIP / 1d - Symbol

These columns are not reported to the IRS

1a - Date of Sale or exchange	1e - Quantity	2a - Proceeds of stocks, bonds, etc. #	1b - Date of acquisition	3 - Cost or other basis	5 - Wash sale loss disallowed	Gain or loss(-)	Additional information
Security total		1,153 07		1,085 96	0 00	67 11	
SPLUNK INCORPORATED / CUSIP 848637104 / Symbol SPLK							
2 tax lots for 04/10/13 Total proceeds (and cost when required) reported to the IRS							
	10 000	411 97	01/15/13	330 77	0 00	81 20	Sale
	1 000	41 20	01/16/13	32 94	0 00	8 26	Sale
04/10/13	11 000	453 17	VARIOUS	363 71	0 00	89 46	Total of 2 lots
05/22/13	8 000	373 57	01/16/13	263 54	0 00	110 03	Sale
06/28/13	7 000	330 55	01/16/13	230 60	0 00	99 95	Sale
07/15/13	7 000	353 05	01/16/13	230 59	0 00	122 46	Sale
2 tax lots for 07/16/13 Total proceeds (and cost when required) reported to the IRS							
	3 000	148 96	01/16/13	98 83	0 00	50 13	Sale
	4 000	198 61	01/17/13	126 68	0 00	71 93	Sale
07/16/13	7 000	347 57	VARIOUS	225 51	0 00	122 06	Total of 2 lots
07/29/13	6 000	299 25	01/17/13	190 02	0 00	109 23	Sale
08/05/13	7 000	371 30	01/17/13	221 68	0 00	149 62	Sale
3 tax lots for 11/19/13 Total proceeds (and cost when required) reported to the IRS							
	1 000	63 47	01/17/13	31 67	0 00	31 80	Sale
	5 000	316 43	01/18/13	166 41	0 00	150 02	Sale
	8 000	507 75	01/18/13	266 26	0 00	241 49	Sale
11/19/13	14 000	887 65	VARIOUS	464 34	0 00	423 31	Total of 3 lots
2 tax lots for 11/20/13 Total proceeds (and cost when required) reported to the IRS							
	4 000	252 65	01/18/13	133 13	0 00	119 52	Sale
	1 000	63 16	02/11/13	33 35	0 00	29 81	Sale
11/20/13	5 000	315 81	VARIOUS	166 48	0 00	149 33	Total of 2 lots
11/21/13	7 000	430 99	02/11/13	233 42	0 00	197 57	Sale
2 tax lots for 11/26/13 Total proceeds (and cost when required) reported to the IRS							
	4 000	289 79	02/11/13	133 38	0 00	156 41	Sale
	7 000	507 13	02/13/13	240 00	0 00	267 13	Sale
11/26/13	11 000	796 92	VARIOUS	373 38	0 00	423 54	Total of 2 lots
Security total		4,959 83		2,963 27	0 00	1,996 56	

* This is important tax information and is being furnished to the Internal Revenue Service. If you are required to file a return, a negligence penalty or other sanction may be imposed on you if this income is taxable and the IRS determines that it has not been reported. Remember, taxpayers are ultimately responsible for the accuracy of their tax return(s).

**For NONCOVERED tax lots, values for "Date of acquisition," "Cost or other basis" and "Wash sale loss disallowed" are provided for your reference and are NOT reported to the IRS

Less commissions



78759740 - 015

Raymond James & Associates, Inc.

Account 78759740

Proceeds from Broker and Barter Exchange Transactions

2013 1099-B*

(continued)

OMB No 1545-0715

1c - SHORT-TERM TRANSACTIONS**6 - COVERED tax lot for which cost basis is reported to the IRS****

Report on Form 8949, Part I, with Box A checked

8 - Description / CUSIP / 1d - Symbol

These columns are not reported to the IRS

1a - Date of Sale or exchange	1e - Quantity	2a - Proceeds of stocks, bonds, etc. #	1b - Date of acquisition	3 - Cost or other basis	5 - Wash sale loss disallowed	Gain or loss(-)	Additional information
STARZ COM SER A / CUSIP 85571Q102 / Symbol STRZA							
6 tax lots for 01/24/13 Total proceeds (and cost when required) reported to the IRS							
	5 000	80 00	10/01/12	63 24	0 00	16 76	Sale
	5 000	80 00	10/02/12	63 63	0 00	16 37	Sale
	6 000	95 99	10/03/12	76 94	0 00	19 05	Sale
	2 000	32 00	10/04/12	26 19	0 00	5 81	Sale
	7 000	111 99	10/04/12	92 44	0 00	19 55	Sale
	4 000	64 00	10/11/12	52 93	0 00	11 07	Sale
01/24/13	29 000	463 98	VARIOUS	375 37	0 00	88 61	Total of 6 lots
STARWOOD HOTELS&RESORTS WRDLWD / CUSIP 85590A401 / Symbol HOT							
08/07/13	5 000	336 59	06/07/13	342 55	0 00	-5 96	Sale
2 tax lots for 08/12/13 Total proceeds (and cost when required) reported to the IRS							
	1 000	66 31	06/07/13	68 96	0 00	-2 65	Sale
	4 000	265 26	06/07/13	275 96	0 00	-10 70	Sale
08/12/13	5 000	331 57	VARIOUS	344 92	0 00	-13 35	Total of 2 lots
08/16/13	5 000	323 74	06/07/13	344 79	0 00	-21 05	Sale
2 tax lots for 09/05/13 Total proceeds (and cost when required) reported to the IRS							
	4 000	262 63	06/07/13	275 84	0 00	-13 21	Sale
	1 000	65 66	06/10/13	68 75	0 00	-3 09	Sale
09/05/13	5 000	328 29	VARIOUS	344 59	0 00	-16 30	Total of 2 lots
09/24/13	6 000	403 16	06/10/13	412 50	0 00	-9 34	Sale
5 tax lots for 09/25/13 Total proceeds (and cost when required) reported to the IRS							
	3 000	199 64	06/10/13	206 25	0 00	-6 61	Sale
	7 000	465 84	06/11/13	471 00	0 00	-5 16	Sale
	1 000	66 55	06/27/13	64 02	0 00	2 53	Sale
	4 000	265 75	06/27/13	256 08	0 00	9 67	Sale
	5 000	332 19	06/28/13	317 26	0 00	14 93	Sale
09/25/13	20 000	1,329 97	VARIOUS	1,314 61	0 00	15 36	Total of 5 lots
Security total		3,053 32		3,103 96	0 00	-50 64	
TEAM HEALTH HOLDINGS INCORPORATED / CUSIP 87817A107 / Symbol TMH							
07/22/13	10 000	396 53	12/19/12	289 50	0 00	107 03	Sale
08/15/13	7 000	271 98	12/19/12	202 65	0 00	69 33	Sale

* This is important tax information and is being furnished to the Internal Revenue Service. If you are required to file a return, a negligence penalty or other sanction may be imposed on you if this income is taxable and the IRS determines that it has not been reported. Remember, taxpayers are ultimately responsible for the accuracy of their tax return(s).

**For NONCOVERED tax lots, values for "Date of acquisition," "Cost or other basis" and "Wash sale loss disallowed" are provided for your reference and are NOT reported to the IRS

Less commissions

Raymond James & Associates, Inc.

Account 78759740

Proceeds from Broker and Barter Exchange Transactions

2013 1099-B*

(continued)

OMB No 1545-0715

1c - SHORT-TERM TRANSACTIONS**6 - COVERED tax lot for which cost basis is reported to the IRS****

Report on Form 8949, Part I, with Box A checked

8 - Description / CUSIP / 1d - Symbol

These columns are not reported to the IRS

1a - Date of Sale or exchange	1e - Quantity	2a - Proceeds of stocks, bonds, etc. #	1b - Date of acquisition	3 - Cost or other basis	5 - Wash sale loss disallowed	Gain or loss(-)	Additional information
TEAM HEALTH HOLDINGS INCORPORATED / CUSIP 87817A107 / Symbol TMH (cont'd)							
08/16/13	11 000	427 37	12/19/12	318 45	0 00	108 92	Sale
09/05/13	9 000	343 98	12/19/12	260 55	0 00	83 43	Sale
Security total		1,439 86		1,071 15	0 00	368 71	
TERADATA CORPORATION DEL / CUSIP 88076W103 / Symbol TDC							
5 tax lots for 01/14/13 Total proceeds (and cost when required) reported to the IRS							
	11 000	724 06	05/11/12	785 40	0 00	-61 34	Sale
	1 000	65 82	05/21/12	67 51	0 00	-1 69	Sale
	2 000	132 02	05/21/12	135 02	0 00	-3 00	Sale
	4 000	264 03	05/22/12	276 32	0 00	-12 29	Sale
	5 000	330 04	07/09/12	329 25	0 00	0 79	Sale
01/14/13	23 000	1,515 97	VARIOUS	1,593 50	0 00	-77 53	Total of 5 lots
TESLA MTRS INCORPORATED / CUSIP 88160R101 / Symbol TSLA							
04/01/13	7 000	306 60	07/02/12	216 99	0 00	89 61	Sale
2 tax lots for 04/11/13 Total proceeds (and cost when required) reported to the IRS							
	5 000	219 90	07/02/12	155 00	0 00	64 90	Sale
	2 000	87 96	07/03/12	61 29	0 00	26 67	Sale
04/11/13	7 000	307 86	VARIOUS	216 29	0 00	91 57	Total of 2 lots
04/18/13	3 000	141 65	07/03/12	91 94	0 00	49 71	Sale
3 tax lots for 04/19/13 Total proceeds (and cost when required) reported to the IRS							
	9 000	432 02	07/03/12	275 80	0 00	156 22	Sale
	10 000	479 98	07/03/12	306 45	0 00	173 53	Sale
	1 000	48 00	07/05/12	31 08	0 00	16 92	Sale
04/19/13	20 000	960 00	VARIOUS	613 33	0 00	346 67	Total of 3 lots
04/22/13	9 000	448 99	07/05/12	279 70	0 00	169 29	Sale
04/24/13	12 000	599 98	07/05/12	372 93	0 00	227 05	Sale
04/30/13	6 000	333 89	07/06/12	187 07	0 00	146 82	Sale
05/06/13	9 000	511 85	07/06/12	280 61	0 00	231 24	Sale
2 tax lots for 05/07/13 Total proceeds (and cost when required) reported to the IRS							
	5 000	286 91	07/06/12	155 89	0 00	131 02	Sale
	10 000	573 83	10/01/12	290 00	0 00	283 83	Sale
05/07/13	15 000	860 74	VARIOUS	445 89	0 00	414 85	Total of 2 lots

* This is important tax information and is being furnished to the Internal Revenue Service. If you are required to file a return, a negligence penalty or other sanction may be imposed on you if this income is taxable and the IRS determines that it has not been reported. Remember, taxpayers are ultimately responsible for the accuracy of their tax return(s).

**For NONCOVERED tax lots, values for "Date of acquisition," "Cost or other basis" and "Wash sale loss disallowed" are provided for your reference and are NOT reported to the IRS

Less commissions



78759740 - 016

Raymond James & Associates, Inc.

Account 78759740

Proceeds from Broker and Barter Exchange Transactions

2013 1099-B*

(continued)

OMB No 1545-0715

1c - SHORT-TERM TRANSACTIONS**6 - COVERED tax lot for which cost basis is reported to the IRS****

Report on Form 8949, Part I, with Box A checked

8 - Description / CUSIP / 1d - Symbol

These columns are not reported to the IRS

1a - Date of Sale or exchange	1e - Quantity	2a - Proceeds of stocks, bonds, etc. #	1b - Date of acquisition	3 - Cost or other basis	5 - Wash sale loss disallowed	Gain or loss(-)	Additional information
Security total		4,471 56		2,704 75	0 00	1,766 81	
ULTA SALON COSMETICS & FRAGRANCES INCORPORATED / CUSIP 90384S303 / Symbol ULTA							
01/29/13	4 000	390 18	05/22/12	357 61	0 00	32 57	Sale
2 tax lots for 01/30/13 Total proceeds (and cost when required) reported to the IRS							
	4 000	390 23	05/22/12	357 61	0 00	32 62	Sale
	5 000	490 38	05/22/12	447 01	0 00	43 37	Sale
01/30/13	9 000	880 61	VARIOUS	804 62	0 00	75 99	Total of 2 lots
2 tax lots for 02/01/13 Total proceeds (and cost when required) reported to the IRS							
	8 000	787 00	05/22/12	715 21	0 00	71 79	Sale
	3 000	295 13	06/20/12	292 77	0 00	2 36	Sale
02/01/13	11 000	1,082 13	VARIOUS	1,007 98	0 00	74 15	Total of 2 lots
Security total		2,352 92		2,170 21	0 00	182 71	
UNDER ARMOUR INCORPORATED CLASS A / CUSIP 904311107 / Symbol UA							
05/24/13	5 000	311 29	06/29/12	233 38	0 00	77 91	Sale
06/07/13	8 000	476 58	06/29/12	373 40	0 00	103 18	Sale
Security total		787 87		606 78	0 00	181 09	
UNITEDHEALTH GROUP INCORPORATED / CUSIP 91324P102 / Symbol UNH							
03/04/13	5 000	266 36	08/29/12	273 65	0 00	-7 29	Sale
3 tax lots for 03/06/13 Total proceeds (and cost when required) reported to the IRS							
	1 000	53 50	08/29/12	54 73	0 00	-1 23	Sale
	7 000	374 49	08/29/12	383 10	0 00	-8 61	Sale
	6 000	320 99	08/30/12	328 38	0 00	-7 39	Sale
03/06/13	14 000	748 98	VARIOUS	766 21	0 00	-17 23	Total of 3 lots
03/07/13	14 000	757 56	08/30/12	766 22	0 00	-8 66	Sale
03/08/13	15 000	803 47	08/31/12	821 10	0 00	-17 63	Sale
3 tax lots for 03/11/13 Total proceeds (and cost when required) reported to the IRS							
	4 000	215 48	08/31/12	218 96	0 00	-3 48	Sale
	5 000	269 34	11/26/12	264 89	0 00	4 45	Sale
	5 000	269 35	11/28/12	264 64	0 00	4 71	Sale
03/11/13	14 000	754 17	VARIOUS	748 49	0 00	5 68	Total of 3 lots
Security total		3,330 54		3,375 67	0 00	-45 13	

* This is important tax information and is being furnished to the Internal Revenue Service. If you are required to file a return, a negligence penalty or other sanction may be imposed on you if this income is taxable and the IRS determines that it has not been reported. Remember, taxpayers are ultimately responsible for the accuracy of their tax return(s).

**For NONCOVERED tax lots, values for "Date of acquisition," "Cost or other basis" and "Wash sale loss disallowed" are provided for your reference and are NOT reported to the IRS

Less commissions

Raymond James & Associates, Inc.

Account 78759740

Proceeds from Broker and Barter Exchange Transactions

2013 1099-B*

(continued)

OMB No 1545-0715

1c - SHORT-TERM TRANSACTIONS 6 - COVERED tax lot for which cost basis is reported to the IRS**

Report on Form 8949, Part I, with Box A checked

8 - Description / CUSIP / 1d - Symbol

These columns are not reported to the IRS

1a - Date of Sale or exchange	1e - Quantity	2a - Proceeds of stocks, bonds, etc.	1b - Date of acquisition	3 - Cost or other basis	5 - Wash sale loss disallowed	Gain or loss(-)	Additional information
VANTIV INCORPORATED CLASS A / CUSIP 92210H105 / Symbol VNTV							
09/24/13	10 000	268 84	03/12/13	227 21	0 00	41 63	Sale
11/19/13	12 000	357 30	03/12/13	272 65	0 00	84 65	Sale
12/10/13	11 000	334 40	03/12/13	249 94	0 00	84 46	Sale
3 tax lots for 12/23/13 Total proceeds (and cost when required) reported to the IRS							
	2 000	62 51	03/12/13	45 44	0 00	17 07	Sale
	7 000	220 36	03/13/13	159 99	0 00	60 37	Sale
	26 000	812 66	03/13/13	594 23	0 00	218 43	Sale
12/23/13	35 000	1,095 53	VARIOUS	799 66	0 00	295 87	Total of 3 lots
Security total		2,056 07		1,549 46	0 00	506 61	
VERISK ANALYTICS INCORPORATED CLASS A / CUSIP 92345Y106 / Symbol VRSK							
03/28/13	10 000	611 89	11/01/12	514 30	0 00	97 59	Sale
VIACOM INCORPORATED NEW CLASS B / CUSIP 92553P201 / Symbol VIAB							
08/21/13	5 000	392 96	06/07/13	336 51	0 00	56 45	Sale
2 tax lots for 11/14/13 Total proceeds (and cost when required) reported to the IRS							
	2 000	163 09	06/07/13	135 62	0 00	27 47	Sale
	10 000	815 44	06/07/13	673 01	0 00	142 43	Sale
11/14/13	12 000	978 53	VARIOUS	808 63	0 00	169 90	Total of 2 lots
4 tax lots for 11/15/13 Total proceeds (and cost when required) reported to the IRS							
	2 000	161 87	06/07/13	135 62	0 00	26 25	Sale
	2 000	161 86	06/10/13	135 44	0 00	26 42	Sale
	8 000	643 85	06/10/13	541 74	0 00	102 11	Sale
	1 000	80 48	06/11/13	66 86	0 00	13 62	Sale
11/15/13	13 000	1,048 06	VARIOUS	879 66	0 00	168 40	Total of 4 lots
3 tax lots for 11/18/13 Total proceeds (and cost when required) reported to the IRS							
	3 000	240 45	06/11/13	202 71	0 00	37 74	Sale
	4 000	320 61	06/11/13	267 43	0 00	53 18	Sale
	5 000	398 81	06/11/13	337 84	0 00	60 97	Sale
11/18/13	12 000	959 87	VARIOUS	807 98	0 00	151 89	Total of 3 lots
3 tax lots for 11/19/13 Total proceeds (and cost when required) reported to the IRS							
	2 000	159 88	06/11/13	135 14	0 00	24 74	Sale

* This is important tax information and is being furnished to the Internal Revenue Service. If you are required to file a return, a negligence penalty or other sanction may be imposed on you if this income is taxable and the IRS determines that it has not been reported. Remember, taxpayers are ultimately responsible for the accuracy of their tax return(s).

**For NONCOVERED tax lots, values for "Date of acquisition," "Cost or other basis" and "Wash sale loss disallowed" are provided for your reference and are NOT reported to the IRS

Less commissions



78759740 - 017

Raymond James & Associates, Inc.

Account 78759740

Proceeds from Broker and Barter Exchange Transactions

2013 1099-B*

(continued)

OMB No 1545-0715

1c - SHORT-TERM TRANSACTIONS**6 - COVERED tax lot for which cost basis is reported to the IRS****

Report on Form 8949, Part I, with Box A checked

8 - Description / CUSIP / 1d - Symbol

These columns are not reported to the IRS

1a - Date of Sale or exchange	1e - Quantity	2a - Proceeds of stocks, bonds, etc. #	1b - Date of acquisition	3 - Cost or other basis	5 - Wash sale loss disallowed	Gain or loss(-)	Additional information
VIACOM INCORPORATED NEW CLASS B / CUSIP 92553P201 / Symbol VIAB (cont'd)							
	2 000	159 88	06/12/13	133 54	0 00	26 34	Sale
	5 000	399 10	06/12/13	333 86	0 00	65 24	Sale
11/19/13	9 000	718 86	VARIOUS	602 54	0 00	116 32	Total of 3 lots
3 tax lots for 11/21/13 Total proceeds (and cost when required) reported to the IRS							
	3 000	240 86	06/12/13	196 77	0 00	44 09	Sale
	4 000	319 99	06/12/13	262 36	0 00	57 63	Sale
	5 000	401 44	06/12/13	333 86	0 00	67 58	Sale
11/21/13	12 000	962 29	VARIOUS	792 99	0 00	169 30	Total of 3 lots
3 tax lots for 11/22/13 Total proceeds (and cost when required) reported to the IRS							
	5 000	401 85	06/12/13	327 96	0 00	73 89	Sale
	5 000	401 84	06/27/13	339 39	0 00	62 45	Sale
	4 000	319 99	06/28/13	269 22	0 00	50 77	Sale
11/22/13	14 000	1,123 68	VARIOUS	936 57	0 00	187 11	Total of 3 lots
11/27/13	5 000	399 99	07/15/13	362 89	0 00	37 10	Sale
Security total		6,584 24		5,527 77	0 00	1,056 47	
VIRGIN MEDIA INCORPORATED / CUSIP 92769L101 / Symbol VMEDOLDD							
11 tax lots for 06/07/13 Total proceeds (and cost when required) reported to the IRS							
	8 000	140 00	11/14/12		0 00	140 00	Merger
	9 000	157 50	11/14/12		0 00	157 50	Merger
	8 000	140 00	11/15/12		0 00	140 00	Merger
	9 000	157 50	11/15/12		0 00	157 50	Merger
	18 000	315 00	11/15/12		0 00	315 00	Merger
	8 000	140 00	11/20/12	9 97	0 00	130 03	Merger
	12 000	210 00	11/26/12	19 39	0 00	190 61	Merger
	11 000	192 50	11/27/12	16 93	0 00	175 57	Merger
	8 000	140 00	12/12/12	24 29	0 00	115 71	Merger
	10 000	175 00	12/14/12	35 79	0 00	139 21	Merger
	11 000	192 50	12/14/12	41 54	0 00	150 96	Merger
06/07/13	112 000	1,960 00	VARIOUS	147 91	0 00	1,812 09	Total of 11 lots

* This is important tax information and is being furnished to the Internal Revenue Service. If you are required to file a return, a negligence penalty or other sanction may be imposed on you if this income is taxable and the IRS determines that it has not been reported. Remember, taxpayers are ultimately responsible for the accuracy of their tax return(s).

**For NONCOVERED tax lots, values for "Date of acquisition," "Cost or other basis" and "Wash sale loss disallowed" are provided for your reference and are NOT reported to the IRS

Less commissions

Raymond James & Associates, Inc.

Account 78759740

Proceeds from Broker and Barter Exchange Transactions

2013 1099-B*

(continued)

OMB No 1545-0715

1c - SHORT-TERM TRANSACTIONS**6 - COVERED tax lot for which cost basis is reported to the IRS****

Report on Form 8949, Part I, with Box A checked

8 - Description / CUSIP / 1d - Symbol

These columns are not reported to the IRS

1a - Date of Sale or exchange	1e - Quantity	2a - Proceeds of stocks, bonds, etc. #	1b - Date of acquisition	3 - Cost or other basis	5 - Wash sale loss disallowed	Gain or loss(-)	Additional information
VMWARE INCORPORATED CLASS A COM / CUSIP 928563402 / Symbol VMW							
2 tax lots for 02/21/13 Total proceeds (and cost when required) reported to the IRS							
	11 000	786 69	09/11/12	1,038 35	0 00	-251 66	Sale
	7 000	500 62	09/12/12	684 01	0 00	-183 39	Sale
02/21/13	18 000	1,287 31	VARIOUS	1,722 36	0 00	-435 05	Total of 2 lots
02/22/13	4 000	287 99	09/12/12	390 86	0 00	-102 87	Sale
3 tax lots for 04/30/13 Total proceeds (and cost when required) reported to the IRS							
	1 000	70 84	09/12/12	97 72	0 00	-26 88	Sale
	11 000	779 25	09/13/12	1,076 85	0 00	-297 60	Sale
	1 000	70 84	10/24/12	85 99	0 00	-15 15	Sale
04/30/13	13 000	920 93	VARIOUS	1,260 56	0 00	-339 63	Total of 3 lots
3 tax lots for 05/01/13 Total proceeds (and cost when required) reported to the IRS							
	4 000	282 91	10/24/12	343 94	0 00	-61 03	Sale
	6 000	424 36	10/25/12	516 90	0 00	-92 54	Sale
	3 000	212 18	12/12/12	280 30	0 00	-68 12	Sale
05/01/13	13 000	919 45	VARIOUS	1,141 14	0 00	-221 69	Total of 3 lots
Security total		3,415 68		4,514 92	0 00	-1,099 24	
WHOLE FOODS MKT INCORPORATED / CUSIP 966837106 / Symbol WFM							
02/21/13	2 000	170 70	05/03/12	178 58	0 00	-7 88	Sale
3 tax lots for 02/22/13 Total proceeds (and cost when required) reported to the IRS							
	3 000	254 66	05/03/12	267 86	0 00	-13 20	Sale
	3 000	254 66	11/02/12	293 24	0 00	-38 58	Sale
	3 000	254 67	11/02/12	295 20	0 00	-40 53	Sale
02/22/13	9 000	763 99	VARIOUS	856 30	0 00	-92 31	Total of 3 lots
Security total		934 69		1,034 88	0 00	-100 19	
WILLIAMS COMPANIES INCORPORATED DEL / CUSIP 969457100 / Symbol WMB							
2 tax lots for 03/01/13 Total proceeds (and cost when required) reported to the IRS							
	5 000	170 95	04/18/12	159 07	0 00	11 88	Sale
	4 000	136 76	04/19/12	128 34	0 00	8 42	Sale
03/01/13	9 000	307 71	VARIOUS	287 41	0 00	20 30	Total of 2 lots

* This is important tax information and is being furnished to the Internal Revenue Service. If you are required to file a return, a negligence penalty or other sanction may be imposed on you if this income is taxable and the IRS determines that it has not been reported. Remember, taxpayers are ultimately responsible for the accuracy of their tax return(s).

**For NONCOVERED tax lots, values for "Date of acquisition," "Cost or other basis" and "Wash sale loss disallowed" are provided for your reference and are NOT reported to the IRS

Less commissions



78759740 - 018

Raymond James & Associates, Inc.

Account 78759740

Proceeds from Broker and Barter Exchange Transactions

2013 1099-B*

(continued)

OMB No 1545-0715

1c - SHORT-TERM TRANSACTIONS 6 - COVERED tax lot for which cost basis is reported to the IRS**

Report on Form 8949, Part I, with Box A checked

8 - Description / CUSIP / 1d - Symbol

These columns are not reported to the IRS

1a - Date of Sale or exchange	1e - Quantity	2a - Proceeds of [#] stocks, bonds, etc.	1b - Date of acquisition	3 - Cost or other basis	5 - Wash sale loss disallowed	Gain or loss(-)	Additional information
WILLIAMS COMPANIES INCORPORATED DEL / CUSIP 969457100 / Symbol WMB (cont'd)							
2 tax lots for 06/06/13 Total proceeds (and cost when required) reported to the IRS							
	9 000	307 46	06/11/12	266 36	0 00	41 10	Sale
	10 000	341 63	03/11/13	351 18	0 00	-9 55	Sale
06/06/13	19 000	649 09	VARIOUS	617 54	0 00	31 55	Total of 2 lots
Security total		956 80		904 95	0 00	51 85	
ACTAVIS PLC SHS (IRELAND) / CUSIP G0083B108 / Symbol ACT							
2 tax lots for 12/17/13 Total proceeds (and cost when required) reported to the IRS							
	2 000	316 67	09/30/13	288 02	0 00	28 65	Sale
	2 000	320 26	09/30/13	288 02	0 00	32 24	Sale
12/17/13	4 000	636 93	VARIOUS	576 04	0 00	60 89	Total of 2 lots
DELPHI AUTOMOTIVE PLC SHS (JERSEY) / CUSIP G27823106 / Symbol DLPH							
02/19/13	9 000	357 60	04/17/12	294 30	0 00	63 30	Sale
04/05/13	5 000	211 92	04/17/12	163 50	0 00	48 42	Sale
04/10/13	11 000	472 45	04/17/12	359 70	0 00	112 75	Sale
2 tax lots for 05/09/13 Total proceeds (and cost when required) reported to the IRS							
	7 000	322 82	11/26/12	234 49	0 00	88 33	Sale
	8 000	368 94	11/28/12	268 60	0 00	100 34	Sale
05/09/13	15 000	691 76	VARIOUS	503 09	0 00	188 67	Total of 2 lots
Security total		1,733 73		1,320 59	0 00	413 14	
EATON CORPORATION PLC SHS (IRELAND) / CUSIP G29183103 / Symbol ETN							
10/14/13	8 000	553 19	05/07/13	506 36	0 00	46 83	Sale
LIBERTY GLOBAL PLC SHS CLASS A (UNITED KINGDOM) / CUSIP G5480U104 / Symbol LBTYA							
06/25/13	0 918	63 54	11/14/12	66 98	0 00	-3 44	Sale
LIBERTY GLOBAL PLC SHS CLASS C (UNITED KINGDOM) / CUSIP G5480U120 / Symbol LBTYK							
06/26/13	0 594	40 12	11/14/12	40 53	0 00	-0 41	Sale
STRATASYS LIMITED SHS (ISRAEL) / CUSIP M85548101 / Symbol SSYS							
01/04/13	4 000	326 63	09/24/12	292 04	0 00	34 59	Sale
01/07/13	4 000	339 53	09/24/12	292 04	0 00	47 49	Sale

* This is important tax information and is being furnished to the Internal Revenue Service. If you are required to file a return, a negligence penalty or other sanction may be imposed on you if this income is taxable and the IRS determines that it has not been reported. Remember, taxpayers are ultimately responsible for the accuracy of their tax return(s).

**For NONCOVERED tax lots, values for "Date of acquisition," "Cost or other basis" and "Wash sale loss disallowed" are provided for your reference and are NOT reported to the IRS

Less commissions

Raymond James & Associates, Inc.

Account 78759740

Proceeds from Broker and Barter Exchange Transactions

2013 1099-B*

(continued)

OMB No 1545-0715

1c - SHORT-TERM TRANSACTIONS**6 - COVERED tax lot for which cost basis is reported to the IRS****

Report on Form 8949, Part I, with Box A checked

8 - Description / CUSIP / 1d - Symbol

These columns are not reported to the IRS

1a - Date of Sale or exchange	1e - Quantity	2a - Proceeds of [#] stocks, bonds, etc.	1b - Date of acquisition	3 - Cost or other basis	5 - Wash sale loss disallowed	Gain or loss(-)	Additional information
STRATASYS LIMITED SHS (ISRAEL) / CUSIP M85548101 / Symbol SSYS (cont'd)							
01/22/13	3 000	273 14	09/24/12	219 03	0 00	54 11	Sale
2 tax lots for 08/20/13 Total proceeds (and cost when required) reported to the IRS							
	2 000	209 86	09/24/12	146 02	0 00	63 84	Sale
	4 000	419 73	10/02/12	292 04	0 00	127 69	Sale
08/20/13	6 000	629 59	VARIOUS	438 06	0 00	191 53	Total of 2 lots
11/19/13	1 000	124 41	12/12/12	71 83	0 00	52 58	Sale
12/23/13	2 000	263 87	01/31/13	150 00	0 00	113 87	Sale
Security total		1,957 17		1,463 00	0 00	494 17	
COPA HOLDINGS SA CLASS A (PANAMA) / CUSIP P31076105 / Symbol CPA							
01/29/13	6 000	633 10	05/15/12	498 00	0 00	135 10	Sale
02/07/13	2 000	204 44	05/15/12	166 00	0 00	38 44	Sale
Security total		837 54		664 00	0 00	173 54	
Totals:		183,125.42		167,472.59	174.93	15,827.76	

1c - LONG-TERM TRANSACTIONS**6 - COVERED tax lot for which cost basis is reported to the IRS****

Report on Form 8949, Part II, with Box D checked

8 - Description / CUSIP / 1d - Symbol

These columns are not reported to the IRS

1a - Date of Sale or exchange	1e - Quantity	2a - Proceeds of [#] stocks, bonds, etc.	1b - Date of acquisition	3 - Cost or other basis	5 - Wash sale loss disallowed	Gain or loss(-)	Additional information
AFFILIATED MANAGERS GROUP / CUSIP 008252108 / Symbol AMG							
10/22/13	1 000	198 67	08/06/12	115 16	0 00	83 51	Sale
10/29/13	2 000	403 39	08/06/12	230 32	0 00	173 07	Sale
Security total		602 06		345 48	0 00	256 58	
AIRGAS INCORPORATED / CUSIP 009363102 / Symbol ARG							
01/10/13	6 000	559 09	08/05/11	373 86	0 00	185 23	Sale
05/07/13	5 000	490 79	08/05/11	311 55	0 00	179 24	Sale
05/10/13	3 000	293 34	08/05/11	186 93	0 00	106 41	Sale
06/12/13	5 000	488 54	08/05/11	311 55	0 00	176 99	Sale
06/13/13	4 000	385 65	08/05/11	249 24	0 00	136 41	Sale
06/14/13	9 000	872 71	08/05/11	560 79	0 00	311 92	Sale
06/17/13	7 000	673 42	08/05/11	436 17	0 00	237 25	Sale

* This is important tax information and is being furnished to the Internal Revenue Service. If you are required to file a return, a negligence penalty or other sanction may be imposed on you if this income is taxable and the IRS determines that it has not been reported. Remember, taxpayers are ultimately responsible for the accuracy of their tax return(s).

**For NONCOVERED tax lots, values for "Date of acquisition," "Cost or other basis" and "Wash sale loss disallowed" are provided for your reference and are NOT reported to the IRS

Less commissions



78759740 - 019

Raymond James & Associates, Inc.

Account 78759740

Proceeds from Broker and Barter Exchange Transactions

2013 1099-B*

(continued)

OMB No 1545-0715

1c - LONG-TERM TRANSACTIONS 6 - COVERED tax lot for which cost basis is reported to the IRS**

Report on Form 8949, Part II, with Box D checked

8 - Description / CUSIP / 1d - Symbol

These columns are not reported to the IRS

1a - Date of Sale or exchange	1e - Quantity	2a - Proceeds of stocks, bonds, etc. [#]	1b - Date of acquisition	3 - Cost or other basis	5 - Wash sale loss disallowed	Gain or loss(-)	Additional information
AIRGAS INCORPORATED / CUSIP 009363102 / Symbol ARG (cont'd)							
3 tax lots for 06/18/13 Total proceeds (and cost when required) reported to the IRS							
	1 000	95 75	08/05/11	62 31	0 00	33 44	Sale
	8 000	766 87	08/05/11	498 48	0 00	268 39	Sale
	2 000	191 50	02/16/12	160 02	0 00	31 48	Sale
06/18/13	11 000	1,054 12	VARIOUS	720 81	0 00	333 31	Total of 3 lots
Security total		4,817 66		3,150 90	0 00	1,666 76	
ALEXION PHARMACEUTICALS INCORPORATED / CUSIP 015351109 / Symbol ALXN							
02/06/13	7 000	651 75	08/05/11	348 18	0 00	303 57	Sale
02/07/13	5 000	467 50	08/05/11	248 70	0 00	218 80	Sale
Security total		1,119 25		596 88	0 00	522 37	
ALLERGAN INCORPORATED / CUSIP 018490102 / Symbol AGN							
06/24/13	9 000	758 22	06/01/12	797 11	0 00	-38 89	Sale
07/03/13	6 000	501 77	06/01/12	531 40	0 00	-29 63	Sale
2 tax lots for 07/16/13 Total proceeds (and cost when required) reported to the IRS							
	4 000	359 92	06/01/12	354 27	0 00	5 65	Sale
	5 000	448 86	06/01/12	442 84	0 00	6 02	Sale
07/16/13	9 000	808 78	VARIOUS	797 11	0 00	11 67	Total of 2 lots
4 tax lots for 07/23/13 Total proceeds (and cost when required) reported to the IRS							
	4 000	363 45	06/01/12	354 27	0 00	9 18	Sale
	9 000	815 35	06/01/12	797 10	0 00	18 25	Sale
	1 000	90 71	06/11/12	91 92	0 00	-1 21	Sale
	1 000	90 86	06/11/12	91 93	0 00	-1 07	Sale
07/23/13	15 000	1,360 37	VARIOUS	1,335 22	0 00	25 15	Total of 4 lots
Security total		3,429 14		3,460 84	0 00	-31 70	
APPLE INCORPORATED / CUSIP 037833100 / Symbol AAPL							
05/15/13	3 000	1,289 41	08/05/11	1,113 72	0 00	175 69	Sale
06/19/13	1 000	427 59	08/05/11	371 24	0 00	56 35	Sale
06/20/13	2 000	846 40	08/05/11	742 48	0 00	103 92	Sale
06/26/13	3 000	1,191 60	08/05/11	1,113 72	0 00	77 88	Sale
09/16/13	3 000	1,362 10	08/05/11	1,113 72	0 00	248 38	Sale

* This is important tax information and is being furnished to the Internal Revenue Service. If you are required to file a return, a negligence penalty or other sanction may be imposed on you if this income is taxable and the IRS determines that it has not been reported. Remember, taxpayers are ultimately responsible for the accuracy of their tax return(s).

**For NONCOVERED tax lots, values for "Date of acquisition," "Cost or other basis" and "Wash sale loss disallowed" are provided for your reference and are NOT reported to the IRS

Less commissions

Raymond James & Associates, Inc.

Account 78759740

Proceeds from Broker and Barter Exchange Transactions

2013 1099-B*

(continued)

OMB No 1545-0715

1c - LONG-TERM TRANSACTIONS 6 - COVERED tax lot for which cost basis is reported to the IRS**

Report on Form 8949, Part II, with Box D checked

8 - Description / CUSIP / 1d - Symbol

These columns are not reported to the IRS

1a - Date of Sale or exchange	1e - Quantity	2a - Proceeds of stocks, bonds, etc.	1b - Date of acquisition	3 - Cost or other basis	5 - Wash sale loss disallowed	Gain or loss(-)	Additional information
APPLE INCORPORATED / CUSIP 037833100 / Symbol AAPL (cont'd)							
3 tax lots for 12/30/13 Total proceeds (and cost when required) reported to the IRS							
	2 000	1,110 21	08/05/11	742 48	0 00	367 73	Sale
	3 000	1,659 86	08/05/11	1,113 72	0 00	546 14	Sale
	1 000	555 11	04/23/12	573 58	0 00	-18 47	Sale
12/30/13	6 000	3,325 18	VARIOUS	2,429 78	0 00	895 40	Total of 3 lots
Security total		8,442 28		6,884 66	0 00	1,557 62	
BIOMARIN PHARMACEUTICAL INCORPORATED / CUSIP 09061G101 / Symbol BMRN							
01/23/13	6 000	326 10	09/29/11	186 50	0 00	139 60	Sale
01/24/13	8 000	436 41	09/29/11	248 67	0 00	187 74	Sale
04/05/13	4 000	242 68	09/29/11	124 33	0 00	118 35	Sale
2 tax lots for 04/10/13 Total proceeds (and cost when required) reported to the IRS							
	6 000	379 34	09/29/11	186 50	0 00	192 84	Sale
	2 000	126 45	11/11/11	61 80	0 00	64 65	Sale
04/10/13	8 000	505 79	VARIOUS	248 30	0 00	257 49	Total of 2 lots
3 tax lots for 04/18/13 Total proceeds (and cost when required) reported to the IRS							
	8 000	505 66	11/11/11	247 20	0 00	258 46	Sale
	4 000	249 67	12/20/11	130 20	0 00	119 47	Sale
	1 000	62 42	02/17/12	36 24	0 00	26 18	Sale
04/18/13	13 000	817 75	VARIOUS	413 64	0 00	404 11	Total of 3 lots
04/19/13	11 000	710 18	02/17/12	398 65	0 00	311 53	Sale
Security total		3,038 91		1,620 09	0 00	1,418 82	
BROADSOFT INCORPORATED / CUSIP 11133B409 / Symbol BSFT							
02/05/13	10 000	385 02	01/12/12	281 21	0 00	103 81	Sale
3 tax lots for 04/08/13 Total proceeds (and cost when required) reported to the IRS							
	1 000	25 00	01/12/12	28 12	0 00	-3 12	Sale
	9 000	224 99	01/18/12	281 78	0 00	-56 79	Sale
	10 000	249 99	03/06/12	364 92	0 00	-114 93	Sale
04/08/13	20 000	499 98	VARIOUS	674 82	0 00	-174 84	Total of 3 lots
04/09/13	19 000	474 98	03/06/12	693 35	0 00	-218 37	Sale
04/10/13	15 000	374 99	03/06/12	547 39	0 00	-172 40	Sale
Security total		1,734 97		2,196 77	0 00	-461 80	

* This is important tax information and is being furnished to the Internal Revenue Service. If you are required to file a return, a negligence penalty or other sanction may be imposed on you if this income is taxable and the IRS determines that it has not been reported. Remember, taxpayers are ultimately responsible for the accuracy of their tax return(s).

**For NONCOVERED tax lots, values for "Date of acquisition," "Cost or other basis" and "Wash sale loss disallowed" are provided for your reference and are NOT reported to the IRS

Less commissions



78759740 - 020

Raymond James & Associates, Inc.

Account 78759740

Proceeds from Broker and Barter Exchange Transactions

2013 1099-B*

(continued)

OMB No 1545-0715

1c - LONG-TERM TRANSACTIONS 6 - COVERED tax lot for which cost basis is reported to the IRS**

Report on Form 8949, Part II, with Box D checked

8 - Description / CUSIP / 1d - Symbol

These columns are not reported to the IRS

1a - Date of Sale or exchange	1e - Quantity	2a - Proceeds of stocks, bonds, etc. #	1b - Date of acquisition	3 - Cost or other basis	5 - Wash sale loss disallowed	Gain or loss(-)	Additional information
CBS CORPORATION NEW CLASS B / CUSIP 124857202 / Symbol CBS							
2 tax lots for 06/07/13 Total proceeds (and cost when required) reported to the IRS							
	7 000	336 32	08/05/11	162 75	0 00	173 57	Sale
	7 000	341 67	08/05/11	162 75	0 00	178 92	Sale
06/07/13	14 000	677 99	VARIOUS	325 50	0 00	352 49	Total of 2 lots
08/12/13	7 000	376 07	08/05/11	162 75	0 00	213 32	Sale
3 tax lots for 08/15/13 Total proceeds (and cost when required) reported to the IRS							
	21 000	1,085 08	08/05/11	488 24	0 00	596 84	Sale
	23 000	1,195 98	08/05/11	534 73	0 00	661 25	Sale
	5 000	260 00	08/30/11	121 25	0 00	138 75	Sale
08/15/13	49 000	2,541 06	VARIOUS	1,144 22	0 00	1,396 84	Total of 3 lots
Security total		3,595 12		1,632 47	0 00	1,962 65	
CBRE GROUP INCORPORATED CLASS A / CUSIP 12504L109 / Symbol CBG							
2 tax lots for 08/27/13 Total proceeds (and cost when required) reported to the IRS							
	13 000	281 07	10/12/11	192 50	0 00	88 57	Sale
	4 000	86 48	10/13/11	59 52	0 00	26 96	Sale
08/27/13	17 000	367 55	VARIOUS	252 02	0 00	115 53	Total of 2 lots
2 tax lots for 09/30/13 Total proceeds (and cost when required) reported to the IRS							
	35 000	808 17	10/13/11	520 80	0 00	287 37	Sale
	6 000	138 54	10/20/11	86 63	0 00	51 91	Sale
09/30/13	41 000	946 71	VARIOUS	607 43	0 00	339 28	Total of 2 lots
10/11/13	16 000	359 99	10/20/11	231 02	0 00	128 97	Sale
2 tax lots for 10/30/13 Total proceeds (and cost when required) reported to the IRS							
	13 000	302 91	10/20/11	187 71	0 00	115 20	Sale
	27 000	629 13	10/31/11	486 00	0 00	143 13	Sale
10/30/13	40 000	932 04	VARIOUS	673 71	0 00	258 33	Total of 2 lots
2 tax lots for 10/31/13 Total proceeds (and cost when required) reported to the IRS							
	7 000	163 52	10/31/11	126 00	0 00	37 52	Sale
	8 000	186 89	11/21/11	117 92	0 00	68 97	Sale
10/31/13	15 000	350 41	VARIOUS	243 92	0 00	106 49	Total of 2 lots

* This is important tax information and is being furnished to the Internal Revenue Service. If you are required to file a return, a negligence penalty or other sanction may be imposed on you if this income is taxable and the IRS determines that it has not been reported. Remember, taxpayers are ultimately responsible for the accuracy of their tax return(s).

**For NONCOVERED tax lots, values for "Date of acquisition," "Cost or other basis" and "Wash sale loss disallowed" are provided for your reference and are NOT reported to the IRS

Less commissions

Raymond James & Associates, Inc.

Account 78759740

Proceeds from Broker and Barter Exchange Transactions

2013 1099-B*

(continued)

OMB No 1545-0715

1c - LONG-TERM TRANSACTIONS 6 - COVERED tax lot for which cost basis is reported to the IRS**

Report on Form 8949, Part II, with Box D checked

8 - Description / CUSIP / 1d - Symbol

These columns are not reported to the IRS

1a - Date of Sale or exchange	1e - Quantity	2a - Proceeds of [#] stocks, bonds, etc.	1b - Date of acquisition	3 - Cost or other basis	5 - Wash sale loss disallowed	Gain or loss(-)	Additional information
CBRE GROUP INCORPORATED CLASS A / CUSIP 12504L109 / Symbol CBG (cont'd)							
2 tax lots for 11/01/13 Total proceeds (and cost when required) reported to the IRS							
	12 000	276 13	11/21/11	176 88	0 00	99 25	Sale
	4 000	92 04	05/14/12	67 20	0 00	24 84	Sale
11/01/13	16 000	368 17	VARIOUS	244 08	0 00	124 09	Total of 2 lots
11/04/13	25 000	576 90	05/14/12	419 99	0 00	156 91	Sale
2 tax lots for 11/05/13 Total proceeds (and cost when required) reported to the IRS							
	3 000	68 25	05/14/12	50 40	0 00	17 85	Sale
	23 000	523 26	07/27/12	375 13	0 00	148 13	Sale
11/05/13	26 000	591 51	VARIOUS	425 53	0 00	165 98	Total of 2 lots
11/06/13	2 000	45 10	07/27/12	32 62	0 00	12 48	Sale
Security total		4,538 38		3,130 32	0 00	1,408 06	
CAPITAL ONE FINL CORPORATION / CUSIP 14040H105 / Symbol COF							
02/07/13	22 000	1,258 68	02/01/12	1,028 66	0 00	230 02	Sale
CERNER CORPORATION / CUSIP 156782104 / Symbol CERN							
01/16/13	20 000	1,599 02	08/05/11	1,195 67	0 00	403 35	Sale
3 tax lots for 01/17/13 Total proceeds (and cost when required) reported to the IRS							
	5 000	397 29	08/05/11	298 92	0 00	98 37	Sale
	6 000	476 75	10/31/11	384 00	0 00	92 75	Sale
	4 000	317 83	11/22/11	229 24	0 00	88 59	Sale
01/17/13	15 000	1,191 87	VARIOUS	912 16	0 00	279 71	Total of 3 lots
Security total		2,790 89		2,107 83	0 00	683 06	
CONSTELLATION BRANDS INCORPORATED CLASS A / CUSIP 21036P108 / Symbol STZ							
11/25/13	5 000	346 09	10/31/12	176 99	0 00	169 10	Sale
2 tax lots for 11/26/13 Total proceeds (and cost when required) reported to the IRS							
	1 000	69 88	10/31/12	35 40	0 00	34 48	Sale
	6 000	419 28	11/02/12	216 05	0 00	203 23	Sale
11/26/13	7 000	489 16	VARIOUS	251 45	0 00	237 71	Total of 2 lots
2 tax lots for 12/10/13 Total proceeds (and cost when required) reported to the IRS							
	5 000	355 65	11/02/12	180 04	0 00	175 61	Sale

* This is important tax information and is being furnished to the Internal Revenue Service. If you are required to file a return, a negligence penalty or other sanction may be imposed on you if this income is taxable and the IRS determines that it has not been reported. Remember, taxpayers are ultimately responsible for the accuracy of their tax return(s).

**For NONCOVERED tax lots, values for "Date of acquisition," "Cost or other basis" and "Wash sale loss disallowed" are provided for your reference and are NOT reported to the IRS

Less commissions



Raymond James & Associates, Inc.

Account 78759740

Proceeds from Broker and Barter Exchange Transactions

2013 1099-B*

(continued)

OMB No 1545-0715

1c - LONG-TERM TRANSACTIONS 6 - COVERED tax lot for which cost basis is reported to the IRS**

Report on Form 8949, Part II, with Box D checked

8 - Description / CUSIP / 1d - Symbol

These columns are not reported to the IRS

1a - Date of Sale or exchange	1e - Quantity	2a - Proceeds of stocks, bonds, etc.	1b - Date of acquisition	3 - Cost or other basis	5 - Wash sale loss disallowed	Gain or loss(-)	Additional information
CONSTELLATION BRANDS INCORPORATED CLASS A / CUSIP 21036P108 / Symbol STZ (cont'd)							
	10 000	708 51	11/02/12	360 08	0 00	348 43	Sale
12/10/13	15 000	1,064 16	VARIOUS	540 12	0 00	524 04	Total of 2 lots
	Security total	1,899 41		968 56	0 00	930 85	
CROWN CASTLE INTERNATIONAL CORPORATION REIT / CUSIP 228227104 / Symbol CCI							
10/11/13	7 000	494 65	05/03/12	397 56	0 00	97 09	Sale
	2 tax lots for 10/15/13 Total proceeds (and cost when required) reported to the IRS						
	4 000	287 93	05/03/12	227 17	0 00	60 76	Sale
	11 000	791 79	05/03/12	621 56	0 00	170 23	Sale
10/15/13	15 000	1,079 72	VARIOUS	848 73	0 00	230 99	Total of 2 lots
	3 tax lots for 10/18/13 Total proceeds (and cost when required) reported to the IRS						
	15 000	1,134 03	05/03/12	847 59	0 00	286 44	Sale
	5 000	378 01	05/11/12	279 60	0 00	98 41	Sale
	5 000	378 01	05/14/12	274 30	0 00	103 71	Sale
10/18/13	25 000	1,890 05	VARIOUS	1,401 49	0 00	488 56	Total of 3 lots
	2 tax lots for 10/21/13 Total proceeds (and cost when required) reported to the IRS						
	9 000	671 78	05/21/12	480 77	0 00	191 01	Sale
	13 000	955 81	05/21/12	694 44	0 00	261 37	Sale
10/21/13	22 000	1,627 59	VARIOUS	1,175 21	0 00	452 38	Total of 2 lots
	Security total	5,092 01		3,822 99	0 00	1,269 02	
CUBIST PHARMACEUTICALS INCORPORATED / CUSIP 229678107 / Symbol CBST							
08/27/13	6 000	384 53	08/07/12	260 52	0 00	124 01	Sale
09/05/13	3 000	189 64	08/07/12	130 26	0 00	59 38	Sale
09/16/13	6 000	388 11	08/08/12	264 14	0 00	123 97	Sale
	3 tax lots for 09/30/13 Total proceeds (and cost when required) reported to the IRS						
	2 000	127 17	08/08/12	88 05	0 00	39 12	Sale
	4 000	254 35	08/17/12	171 28	0 00	83 07	Sale
	5 000	316 60	08/17/12	214 09	0 00	102 51	Sale
09/30/13	11 000	698 12	VARIOUS	473 42	0 00	224 70	Total of 3 lots
	2 tax lots for 12/16/13 Total proceeds (and cost when required) reported to the IRS						
	8 000	543 89	08/17/12	342 55	0 00	201 34	Sale

* This is important tax information and is being furnished to the Internal Revenue Service. If you are required to file a return, a negligence penalty or other sanction may be imposed on you if this income is taxable and the IRS determines that it has not been reported. Remember, taxpayers are ultimately responsible for the accuracy of their tax return(s).

**For NONCOVERED tax lots, values for "Date of acquisition," "Cost or other basis" and "Wash sale loss disallowed" are provided for your reference and are NOT reported to the IRS

Less commissions

Raymond James & Associates, Inc.

Account 78759740

Proceeds from Broker and Barter Exchange Transactions

2013 1099-B*

(continued)

OMB No 1545-0715

1c - LONG-TERM TRANSACTIONS 6 - COVERED tax lot for which cost basis is reported to the IRS**

Report on Form 8949, Part II, with Box D checked

8 - Description / CUSIP / 1d - Symbol

These columns are not reported to the IRS

1a - Date of Sale or exchange	1e - Quantity	2a - Proceeds of stocks, bonds, etc.	1b - Date of acquisition	3 - Cost or other basis	5 - Wash sale loss disallowed	Gain or loss(-)	Additional information
CUBIST PHARMACEUTICALS INCORPORATED / CUSIP 229678107 / Symbol CBST (cont'd)							
	5 000	339 93	11/19/12	201 62	0 00	138 31	Sale
12/16/13	13 000	883 82	VARIOUS	544 17	0 00	339 65	Total of 2 lots
Security total		2,544 22		1,672 51	0 00	871 71	
CUMMINS INCORPORATED / CUSIP 231021106 / Symbol CMI							
04/18/13	2 000	213 42	08/05/11	179 94	0 00	33 48	Sale
04/19/13	4 000	428 87	08/05/11	359 88	0 00	68 99	Sale
06/07/13	5 000	594 03	08/05/11	449 85	0 00	144 18	Sale
2 tax lots for 06/27/13 Total proceeds (and cost when required) reported to the IRS							
	4 000	433 57	08/05/11	359 88	0 00	73 69	Sale
	11 000	1,191 06	08/05/11	989 67	0 00	201 39	Sale
06/27/13	15 000	1,624 63	VARIOUS	1,349 55	0 00	275 08	Total of 2 lots
06/28/13	1 000	108 01	08/05/11	89 97	0 00	18 04	Sale
Security total		2,968 96		2,429 19	0 00	539 77	
DISCOVERY COMMUNICATNS NEW COM SER C / CUSIP 25470F302 / Symbol DISCK							
02/12/13	6 000	385 75	01/17/12	240 06	0 00	145 69	Sale
07/15/13	6 000	459 05	01/17/12	240 05	0 00	219 00	Sale
2 tax lots for 07/16/13 Total proceeds (and cost when required) reported to the IRS							
	1 000	76 77	01/17/12	40 01	0 00	36 76	Sale
	3 000	230 31	01/18/12	120 07	0 00	110 24	Sale
07/16/13	4 000	307 08	VARIOUS	160 08	0 00	147 00	Total of 2 lots
08/12/13	5 000	374 51	01/18/12	200 12	0 00	174 39	Sale
08/21/13	5 000	363 50	01/18/12	200 11	0 00	163 39	Sale
12/24/13	6 000	488 34	01/18/12	240 14	0 00	248 20	Sale
12/26/13	9 000	734 53	01/18/12	360 21	0 00	374 32	Sale
Security total		3,112 76		1,640 77	0 00	1,471 99	
DOLLAR GENERAL CORPORATION NEW / CUSIP 256677105 / Symbol DG							
01/24/13	13 000	600 97	09/09/11	451 34	0 00	149 63	Sale
01/29/13	7 000	327 52	09/09/11	243 03	0 00	84 49	Sale
02/19/13	16 000	705 81	09/09/11	555 50	0 00	150 31	Sale
07/23/13	6 000	320 87	09/09/11	208 31	0 00	112 56	Sale
07/24/13	6 000	323 76	09/09/11	208 31	0 00	115 45	Sale

* This is important tax information and is being furnished to the Internal Revenue Service. If you are required to file a return, a negligence penalty or other sanction may be imposed on you if this income is taxable and the IRS determines that it has not been reported. Remember, taxpayers are ultimately responsible for the accuracy of their tax return(s).

**For NONCOVERED tax lots, values for "Date of acquisition," "Cost or other basis" and "Wash sale loss disallowed" are provided for your reference and are NOT reported to the IRS

Less commissions



Raymond James & Associates, Inc.

Account 78759740

Proceeds from Broker and Barter Exchange Transactions

2013 1099-B*

(continued)

OMB No 1545-0715

1c - LONG-TERM TRANSACTIONS 6 - COVERED tax lot for which cost basis is reported to the IRS**

Report on Form 8949, Part II, with Box D checked

8 - Description / CUSIP / 1d - Symbol

These columns are not reported to the IRS

1a - Date of Sale or exchange	1e - Quantity	2a - Proceeds of [#] stocks, bonds, etc.	1b - Date of acquisition	3 - Cost or other basis	5 - Wash sale loss disallowed	Gain or loss(-)	Additional information
DOLLAR GENERAL CORPORATION NEW / CUSIP 256677105 / Symbol DG (cont'd)							
3 tax lots for 07/26/13 Total proceeds (and cost when required) reported to the IRS							
	2 000	107 22	09/09/11	69 44	0 00	37 78	Sale
	7 000	375 25	12/20/11	286 09	0 00	89 16	Sale
	6 000	322 40	02/16/12	252 00	0 00	70 40	Sale
07/26/13	15 000	804 87	VARIOUS	607 53	0 00	197 34	Total of 3 lots
3 tax lots for 07/29/13 Total proceeds (and cost when required) reported to the IRS							
	6 000	323 94	03/29/12	277 49	0 00	46 45	Sale
	11 000	591 19	03/29/12	508 73	0 00	82 46	Sale
	12 000	647 38	03/29/12	554 98	0 00	92 40	Sale
07/29/13	29 000	1,562 51	VARIOUS	1,341 20	0 00	221 31	Total of 3 lots
07/30/13	10 000	539 99	03/29/12	462 48	0 00	77 51	Sale
3 tax lots for 07/31/13 Total proceeds (and cost when required) reported to the IRS							
	1 000	54 34	03/29/12	46 25	0 00	8 09	Sale
	5 000	271 68	05/14/12	237 30	0 00	34 38	Sale
	6 000	326 01	06/25/12	317 43	0 00	8 58	Sale
07/31/13	12 000	652 03	VARIOUS	600 98	0 00	51 05	Total of 3 lots
Security total		5,838 33		4,678 68	0 00	1,159 65	
EBAY INCORPORATED / CUSIP 278642103 / Symbol EBAY							
02/05/13	9 000	504 61	12/08/11	279 68	0 00	224 93	Sale
02/20/13	8 000	448 38	12/08/11	248 60	0 00	199 78	Sale
02/21/13	5 000	272 00	12/08/11	155 38	0 00	116 62	Sale
09/16/13	8 000	435 53	12/08/11	248 60	0 00	186 93	Sale
3 tax lots for 10/18/13 Total proceeds (and cost when required) reported to the IRS							
	5 000	261 86	12/08/11	155 37	0 00	106 49	Sale
	10 000	507 46	12/08/11	310 75	0 00	196 71	Sale
	17 000	890 31	12/09/11	535 67	0 00	354 64	Sale
10/18/13	32 000	1,659 63	VARIOUS	1,001 79	0 00	657 84	Total of 3 lots
3 tax lots for 10/21/13 Total proceeds (and cost when required) reported to the IRS							
	6 000	310 75	12/09/11	189 06	0 00	121 69	Sale
	29 000	1,508 04	12/09/11	913 79	0 00	594 25	Sale

* This is important tax information and is being furnished to the Internal Revenue Service. If you are required to file a return, a negligence penalty or other sanction may be imposed on you if this income is taxable and the IRS determines that it has not been reported. Remember, taxpayers are ultimately responsible for the accuracy of their tax return(s).

**For NONCOVERED tax lots, values for "Date of acquisition," "Cost or other basis" and "Wash sale loss disallowed" are provided for your reference and are NOT reported to the IRS

Less commissions

Raymond James & Associates, Inc.

Account 78759740

Proceeds from Broker and Barter Exchange Transactions

2013 1099-B*

(continued)

OMB No 1545-0715

1c - LONG-TERM TRANSACTIONS 6 - COVERED tax lot for which cost basis is reported to the IRS**

Report on Form 8949, Part II, with Box D checked

8 - Description / CUSIP / 1d - Symbol

These columns are not reported to the IRS

1a - Date of Sale or exchange	1e - Quantity	2a - Proceeds of stocks, bonds, etc. [#]	1b - Date of acquisition	3 - Cost or other basis	5 - Wash sale loss disallowed	Gain or loss(-)	Additional information
EBAY INCORPORATED / CUSIP 278642103 / Symbol EBAY (cont'd)							
	9 000	466 12	01/04/12	271 43	0 00	194 69	Sale
10/21/13	44 000	2,284 91	VARIOUS	1,374 28	0 00	910 63	Total of 3 lots
5 tax lots for 10/22/13 Total proceeds (and cost when required) reported to the IRS							
	5 000	260 32	01/04/12	150 80	0 00	109 52	Sale
	18 000	937 14	02/21/12	635 34	0 00	301 80	Sale
	8 000	416 50	03/14/12	299 67	0 00	116 83	Sale
	5 000	260 32	05/14/12	202 14	0 00	58 18	Sale
	7 000	364 44	08/17/12	328 08	0 00	36 36	Sale
10/22/13	43 000	2,238 72	VARIOUS	1,616 03	0 00	622 69	Total of 5 lots
Security total		7,843 78		4,924 36	0 00	2,919 42	
GNC HLDGS INCORPORATED COM CLASS A / CUSIP 36191G107 / Symbol GNC							
4 tax lots for 08/05/13 Total proceeds (and cost when required) reported to the IRS							
	8 000	436 92	06/18/12	278 86	0 00	158 06	Sale
	3 000	163 21	06/20/12	111 02	0 00	52 19	Sale
	3 000	163 84	06/20/12	112 22	0 00	51 62	Sale
	4 000	217 61	06/20/12	149 63	0 00	67 98	Sale
08/05/13	18 000	981 58	VARIOUS	651 73	0 00	329 85	Total of 4 lots
2 tax lots for 08/12/13 Total proceeds (and cost when required) reported to the IRS							
	4 000	212 18	06/20/12	148 03	0 00	64 15	Sale
	2 000	106 09	06/22/12	73 41	0 00	32 68	Sale
08/12/13	6 000	318 27	VARIOUS	221 44	0 00	96 83	Total of 2 lots
4 tax lots for 08/21/13 Total proceeds (and cost when required) reported to the IRS							
	6 000	307 77	06/22/12	220 24	0 00	87 53	Sale
	7 000	356 59	06/22/12	256 95	0 00	99 64	Sale
	11 000	564 24	06/22/12	403 77	0 00	160 47	Sale
	4 000	203 76	08/07/12	156 55	0 00	47 21	Sale
08/21/13	28 000	1,432 36	VARIOUS	1,037 51	0 00	394 85	Total of 4 lots
3 tax lots for 08/22/13 Total proceeds (and cost when required) reported to the IRS							
	3 000	151 89	08/07/12	117 42	0 00	34 47	Sale
	13 000	658 19	08/10/12	503 75	0 00	154 44	Sale

* This is important tax information and is being furnished to the Internal Revenue Service. If you are required to file a return, a negligence penalty or other sanction may be imposed on you if this income is taxable and the IRS determines that it has not been reported. Remember, taxpayers are ultimately responsible for the accuracy of their tax return(s).

**For NONCOVERED tax lots, values for "Date of acquisition," "Cost or other basis" and "Wash sale loss disallowed" are provided for your reference and are NOT reported to the IRS

Less commissions



78759740 - 023

Raymond James & Associates, Inc.

Account 78759740

Proceeds from Broker and Barter Exchange Transactions

2013 1099-B*

(continued)

OMB No 1545-0715

1c - LONG-TERM TRANSACTIONS 6 - COVERED tax lot for which cost basis is reported to the IRS**

Report on Form 8949, Part II, with Box D checked

8 - Description / CUSIP / 1d - Symbol

These columns are not reported to the IRS

1a - Date of Sale or exchange	1e - Quantity	2a - Proceeds of # stocks, bonds, etc.	1b - Date of acquisition	3 - Cost or other basis	5 - Wash sale loss disallowed	Gain or loss(-)	Additional information
GNC HLDGS INCORPORATED COM CLASS A / CUSIP 36191G107 / Symbol GNC (cont'd)							
	17 000	852 92	08/10/12	658 75	0 00	194 17	Sale
08/22/13	33 000	1,663 00	VARIOUS	1,279 92	0 00	383 08	Total of 3 lots
	Security total	4,395 21		3,190 60	0 00	1,204 61	
GILEAD SCIENCES INCORPORATED / CUSIP 375558103 / Symbol GILD							
	2 tax lots for 02/01/13 Total proceeds (and cost when required) reported to the IRS						
	2 000	80 76	12/30/11	40 80	0 00	39 96	Sale
	8 000	323 03	01/03/12	166 04	0 00	156 99	Sale
02/01/13	10 000	403 79	VARIOUS	206 84	0 00	196 95	Total of 2 lots
03/28/13	5 000	246 89	01/03/12	103 77	0 00	143 12	Sale
07/22/13	9 000	537 47	01/03/12	186 79	0 00	350 68	Sale
07/23/13	6 000	356 79	01/03/12	124 53	0 00	232 26	Sale
11/22/13	3 000	222 72	01/03/12	62 26	0 00	160 46	Sale
	2 tax lots for 11/27/13 Total proceeds (and cost when required) reported to the IRS						
	5 000	373 69	01/03/12	103 77	0 00	269 92	Sale
	1 000	74 74	01/04/12	20 93	0 00	53 81	Sale
11/27/13	6 000	448 43	VARIOUS	124 70	0 00	323 73	Total of 2 lots
12/02/13	4 000	297 51	01/04/12	83 71	0 00	213 80	Sale
	2 tax lots for 12/04/13 Total proceeds (and cost when required) reported to the IRS						
	5 000	361 19	01/04/12	104 63	0 00	256 56	Sale
	6 000	433 26	01/04/12	125 56	0 00	307 70	Sale
12/04/13	11 000	794 45	VARIOUS	230 19	0 00	564 26	Total of 2 lots
12/05/13	6 000	438 20	01/04/12	125 56	0 00	312 64	Sale
	Security total	3,746 25		1,248 35	0 00	2,497 90	
GOOGLE INCORPORATED CLASS A / CUSIP 38259P508 / Symbol GOOG							
09/27/13	1 000	873 65	05/14/12	603 22	0 00	270 43	Sale
HERTZ GLOBAL HOLDINGS INCORPORATED / CUSIP 42805T105 / Symbol HTZ							
01/29/13	19 000	351 14	08/05/11	216 38	0 00	134 76	Sale
02/19/13	15 000	295 06	08/05/11	170 83	0 00	124 23	Sale
04/11/13	16 000	383 46	08/05/11	182 22	0 00	201 24	Sale
09/24/13	10 000	258 51	08/05/11	113 88	0 00	144 63	Sale

* This is important tax information and is being furnished to the Internal Revenue Service. If you are required to file a return, a negligence penalty or other sanction may be imposed on you if this income is taxable and the IRS determines that it has not been reported. Remember, taxpayers are ultimately responsible for the accuracy of their tax return(s).

**For NONCOVERED tax lots, values for "Date of acquisition," "Cost or other basis" and "Wash sale loss disallowed" are provided for your reference and are NOT reported to the IRS

Less commissions

Raymond James & Associates, Inc.

Account 78759740

Proceeds from Broker and Barter Exchange Transactions

2013 1099-B*

(continued)

OMB No 1545-0715

1c - LONG-TERM TRANSACTIONS 6 - COVERED tax lot for which cost basis is reported to the IRS**

Report on Form 8949, Part II, with Box D checked

8 - Description / CUSIP / 1d - Symbol

These columns are not reported to the IRS

1a - Date of Sale or exchange	1e - Quantity	2a - Proceeds of stocks, bonds, etc. #	1b - Date of acquisition	3 - Cost or other basis	5 - Wash sale loss disallowed	Gain or loss(-)	Additional information
HERTZ GLOBAL HOLDINGS INCORPORATED / CUSIP 42805T105 / Symbol HTZ (cont'd)							
2 tax lots for 11/05/13 Total proceeds (and cost when required) reported to the IRS							
	18 000	376 07	08/05/11	204 99	0 00	171 08	Sale
	19 000	406 40	08/05/11	216 38	0 00	190 02	Sale
11/05/13	37 000	782 47	VARIOUS	421 37	0 00	361 10	Total of 2 lots
2 tax lots for 11/07/13 Total proceeds (and cost when required) reported to the IRS							
	24 000	510 72	08/05/11	273 33	0 00	237 39	Sale
	2 000	42 56	08/31/11	22 38	0 00	20 18	Sale
11/07/13	26 000	553 28	VARIOUS	295 71	0 00	257 57	Total of 2 lots
3 tax lots for 11/08/13 Total proceeds (and cost when required) reported to the IRS							
	17 000	359 04	08/31/11	190 23	0 00	168 81	Sale
	17 000	361 80	08/31/11	190 23	0 00	171 57	Sale
	16 000	340 52	09/01/11	178 47	0 00	162 05	Sale
11/08/13	50 000	1,061 36	VARIOUS	558 93	0 00	502 43	Total of 3 lots
5 tax lots for 11/11/13 Total proceeds (and cost when required) reported to the IRS							
	8 000	174 49	09/01/11	89 24	0 00	85 25	Sale
	8 000	174 48	05/23/12	101 99	0 00	72 49	Sale
	11 000	239 49	05/23/12	140 23	0 00	99 26	Sale
	22 000	478 97	08/29/12	319 41	0 00	159 56	Sale
	2 000	43 54	08/30/12	28 70	0 00	14 84	Sale
11/11/13	51 000	1,110 97	VARIOUS	679 57	0 00	431 40	Total of 5 lots
11/12/13	18 000	409 50	08/30/12	258 28	0 00	151 22	Sale
11/13/13	2 000	45 79	08/30/12	28 70	0 00	17 09	Sale
Security total		5,251 54		2,925 87	0 00	2,325 67	
INTUITIVE SURGICAL INCORPORATED COM NEW / CUSIP 46120E602 / Symbol ISRG							
03/08/13	1 000	515 10	02/02/12	484 33	0 00	30 77	Sale
3 tax lots for 03/28/13 Total proceeds (and cost when required) reported to the IRS							
	1 000	493 17	02/02/12	484 33	0 00	8 84	Sale
	3 000	1,479 50	02/03/12	1,481 90	0 00	-2 40	Sale
	2 000	985 71	02/06/12	984 55	0 00	1 16	Sale
03/28/13	6 000	2,958 38	VARIOUS	2,950 78	0 00	7 60	Total of 3 lots
Security total		3,473 48		3,435 11	0 00	38 37	

* This is important tax information and is being furnished to the Internal Revenue Service. If you are required to file a return, a negligence penalty or other sanction may be imposed on you if this income is taxable and the IRS determines that it has not been reported. Remember, taxpayers are ultimately responsible for the accuracy of their tax return(s).

**For NONCOVERED tax lots, values for "Date of acquisition," "Cost or other basis" and "Wash sale loss disallowed" are provided for your reference and are NOT reported to the IRS

Less commissions



78759740 - 024

Raymond James & Associates, Inc.

Account 78759740

Proceeds from Broker and Barter Exchange Transactions

2013 1099-B*

(continued)

OMB No 1545-0715

1c - LONG-TERM TRANSACTIONS 6 - COVERED tax lot for which cost basis is reported to the IRS**

Report on Form 8949, Part II, with Box D checked

8 - Description / CUSIP / 1d - Symbol

These columns are not reported to the IRS

1a - Date of Sale or exchange	1e - Quantity	2a - Proceeds of [#] stocks, bonds, etc.	1b - Date of acquisition	3 - Cost or other basis	5 - Wash sale loss disallowed	Gain or loss(-)	Additional information
IRIDIUM COMMUNICATIONS INCORPORATED / CUSIP 46269C102 / Symbol IRDM							
01/10/13	60 000	423 65	08/05/11	486 56	0 00	-62 91	Sale
01/18/13	49 000	342 99	08/05/11	397 36	0 00	-54 37	Sale
01/24/13	38 000	270 59	08/05/11	308 16	0 00	-37 57	Sale
01/31/13	23 000	161 13	08/05/11	186 52	0 00	-25 39	Sale
02/01/13	24 000	167 99	08/05/11	194 62	0 00	-26 63	Sale
02/20/13	42 000	293 99	08/05/11	340 60	0 00	-46 61	Sale
02/27/13	21 000	136 49	08/05/11	170 30	0 00	-33 81	Sale
03/01/13	23 000	137 81	08/05/11	186 51	0 00	-48 70	Sale
Security total		1,934 64		2,270 63	0 00	-335 99	
KANSAS CITY SOUTHERN COM NEW / CUSIP 485170302 / Symbol KSU							
2 tax lots for 01/07/13 Total proceeds (and cost when required) reported to the IRS							
	3 000	259 14	08/05/11	151 62	0 00	107 52	Sale
	5 000	431 10	08/05/11	252 70	0 00	178 40	Sale
01/07/13	8 000	690 24	VARIOUS	404 32	0 00	285 92	Total of 2 lots
01/10/13	4 000	345 27	08/05/11	202 16	0 00	143 11	Sale
02/11/13	10 000	949 68	08/05/11	505 39	0 00	444 29	Sale
02/19/13	5 000	492 19	08/05/11	252 70	0 00	239 49	Sale
02/20/13	5 000	488 59	08/05/11	252 69	0 00	235 90	Sale
03/26/13	3 000	322 62	08/05/11	151 62	0 00	171 00	Sale
05/22/13	8 000	902 67	08/05/11	404 31	0 00	498 36	Sale
Security total		4,191 26		2,173 19	0 00	2,018 07	
L BRANDS INCORPORATED / CUSIP 501797104 / Symbol LB							
05/07/13	11 000	568 46	04/05/12	535 26	0 00	33 20	Sale
05/15/13	6 000	305 09	04/05/12	291 96	0 00	13 13	Sale
2 tax lots for 05/28/13 Total proceeds (and cost when required) reported to the IRS							
	6 000	300 58	04/05/12	291 96	0 00	8 62	Sale
	10 000	500 98	04/09/12	478 09	0 00	22 89	Sale
05/28/13	16 000	801 56	VARIOUS	770 05	0 00	31 51	Total of 2 lots
3 tax lots for 06/07/13 Total proceeds (and cost when required) reported to the IRS							
	5 000	254 64	04/09/12	239 05	0 00	15 59	Sale
	4 000	203 72	04/10/12	191 88	0 00	11 84	Sale

* This is important tax information and is being furnished to the Internal Revenue Service. If you are required to file a return, a negligence penalty or other sanction may be imposed on you if this income is taxable and the IRS determines that it has not been reported. Remember, taxpayers are ultimately responsible for the accuracy of their tax return(s).

**For NONCOVERED tax lots, values for "Date of acquisition," "Cost or other basis" and "Wash sale loss disallowed" are provided for your reference and are NOT reported to the IRS

Less commissions

Raymond James & Associates, Inc.

Account 78759740

Proceeds from Broker and Barter Exchange Transactions

2013 1099-B*

(continued)

OMB No 1545-0715

1c - LONG-TERM TRANSACTIONS 6 - COVERED tax lot for which cost basis is reported to the IRS**

Report on Form 8949, Part II, with Box D checked

8 - Description / CUSIP / 1d - Symbol

These columns are not reported to the IRS

1a - Date of Sale or exchange	1e - Quantity	2a - Proceeds of stocks, bonds, etc. [#]	1b - Date of acquisition	3 - Cost or other basis	5 - Wash sale loss disallowed	Gain or loss(-)	Additional information
L BRANDS INCORPORATED / CUSIP 501797104 / Symbol LB (cont'd)							
	7 000	354 54	04/10/12	335 79	0 00	18 75	Sale
06/07/13	16 000	812 90	VARIOUS	766 72	0 00	46 18	Total of 3 lots
2 tax lots for 06/10/13 Total proceeds (and cost when required) reported to the IRS							
	13 000	660 51	04/10/12	623 61	0 00	36 90	Sale
	2 000	101 62	04/23/12	96 64	0 00	4 98	Sale
06/10/13	15 000	762 13	VARIOUS	720 25	0 00	41 88	Total of 2 lots
5 tax lots for 06/27/13 Total proceeds (and cost when required) reported to the IRS							
	5 000	247 51	04/23/12	241 60	0 00	5 91	Sale
	7 000	346 51	04/24/12	338 03	0 00	8 48	Sale
	2 000	98 73	05/17/12	94 52	0 00	4 21	Sale
	4 000	198 01	05/17/12	189 04	0 00	8 97	Sale
	5 000	246 82	06/01/12	218 65	0 00	28 17	Sale
06/27/13	23 000	1,137 58	VARIOUS	1,081 84	0 00	55 74	Total of 5 lots
06/28/13	4 000	196 92	06/01/12	174 92	0 00	22 00	Sale
Security total		4,584 64		4,341 00	0 00	243 64	
LINKEDIN CORPORATION COM CLASS A / CUSIP 53578A108 / Symbol LNKD							
08/27/13	1 000	240 74	07/30/12	104 72	0 00	136 02	Sale
LULULEMON ATHLETICA INCORPORATED / CUSIP 550021109 / Symbol LULU							
04/16/13	4 000	279 55	09/20/11	244 14	0 00	35 41	Sale
6 tax lots for 04/18/13 Total proceeds (and cost when required) reported to the IRS							
	1 000	70 90	09/20/11	61 03	0 00	9 87	Sale
	3 000	212 70	09/26/11	160 55	0 00	52 15	Sale
	9 000	638 09	09/29/11	455 44	0 00	182 65	Sale
	5 000	354 49	11/08/11	286 71	0 00	67 78	Sale
	5 000	354 50	11/23/11	235 85	0 00	118 65	Sale
	9 000	630 74	12/01/11	426 69	0 00	204 05	Sale
04/18/13	32 000	2,261 42	VARIOUS	1,626 27	0 00	635 15	Total of 6 lots
Security total		2,540 97		1,870 41	0 00	670 56	
MERCADOLIBRE INCORPORATED / CUSIP 58733R102 / Symbol MELI							
02/11/13	11 000	911 70	11/22/11	903 85	0 00	7 85	Sale

* This is important tax information and is being furnished to the Internal Revenue Service. If you are required to file a return, a negligence penalty or other sanction may be imposed on you if this income is taxable and the IRS determines that it has not been reported. Remember, taxpayers are ultimately responsible for the accuracy of their tax return(s).

**For NONCOVERED tax lots, values for "Date of acquisition," "Cost or other basis" and "Wash sale loss disallowed" are provided for your reference and are NOT reported to the IRS

Less commissions



78759740 - 025

Raymond James & Associates, Inc.

Account 78759740

Proceeds from Broker and Barter Exchange Transactions

2013 1099-B*

(continued)

OMB No 1545-0715

1c - LONG-TERM TRANSACTIONS 6 - COVERED tax lot for which cost basis is reported to the IRS**

Report on Form 8949, Part II, with Box D checked

8 - Description / CUSIP / 1d - Symbol

These columns are not reported to the IRS

1a - Date of Sale or exchange	1e - Quantity	2a - Proceeds of [#] stocks, bonds, etc.	1b - Date of acquisition	3 - Cost or other basis	5 - Wash sale loss disallowed	Gain or loss(-)	Additional information
MERCADOLIBRE INCORPORATED / CUSIP 58733R102 / Symbol MELI (cont'd)							
11/19/13	1 000	110 33	11/22/11	82 17	0 00	28 16	Sale
	3 tax lots for 12/19/13 Total proceeds (and cost when required) reported to the IRS						
	3 000	305 99	11/22/11	246 50	0 00	59 49	Sale
	1 000	102 00	12/05/11	91 13	0 00	10 87	Sale
	3 000	306 89	12/05/11	273 38	0 00	33 51	Sale
12/19/13	7 000	714 88	VARIOUS	611 01	0 00	103 87	Total of 3 lots
12/20/13	8 000	827 14	12/05/11	729 00	0 00	98 14	Sale
	3 tax lots for 12/23/13 Total proceeds (and cost when required) reported to the IRS						
	3 000	318 11	12/05/11	273 38	0 00	44 73	Sale
	3 000	318 11	05/07/12	270 12	0 00	47 99	Sale
	3 000	317 90	05/23/12	225 26	0 00	92 64	Sale
12/23/13	9 000	954 12	VARIOUS	768 76	0 00	185 36	Total of 3 lots
12/26/13	5 000	533 85	10/04/12	437 39	0 00	96 46	Sale
12/27/13	1 000	107 95	10/04/12	87 48	0 00	20 47	Sale
	Security total	4,159 97		3,619 66	0 00	540 31	
MONSANTO COMPANY NEW / CUSIP 61166W101 / Symbol MON							
04/10/13	3 000	316 13	08/05/11	200 40	0 00	115 73	Sale
05/07/13	8 000	859 92	08/05/11	534 40	0 00	325 52	Sale
05/24/13	4 000	419 35	08/05/11	267 20	0 00	152 15	Sale
06/27/13	3 000	298 34	08/05/11	200 40	0 00	97 94	Sale
	Security total	1,893 74		1,202 40	0 00	691 34	
PIONEER NAT RES COMPANY / CUSIP 723787107 / Symbol PXD							
05/06/13	2 000	266 83	08/05/11	156 36	0 00	110 47	Sale
05/24/13	3 000	422 72	08/05/11	234 54	0 00	188 18	Sale
07/02/13	3 000	449 39	08/05/11	234 54	0 00	214 85	Sale
10/07/13	3 000	596 64	08/05/11	234 54	0 00	362 10	Sale
	Security total	1,735 58		859 98	0 00	875 60	
PRECISION CASTPARTS CORPORATION / CUSIP 740189105 / Symbol PCP							
01/10/13	3 000	564 29	08/05/11	440 55	0 00	123 74	Sale
01/16/13	3 000	550 10	08/05/11	440 55	0 00	109 55	Sale
01/17/13	2 000	363 72	08/05/11	293 70	0 00	70 02	Sale
08/12/13	2 000	431 58	08/05/11	293 70	0 00	137 88	Sale

* This is important tax information and is being furnished to the Internal Revenue Service. If you are required to file a return, a negligence penalty or other sanction may be imposed on you if this income is taxable and the IRS determines that it has not been reported. Remember, taxpayers are ultimately responsible for the accuracy of their tax return(s).

**For NONCOVERED tax lots, values for "Date of acquisition," "Cost or other basis" and "Wash sale loss disallowed" are provided for your reference and are NOT reported to the IRS

Less commissions

Raymond James & Associates, Inc.

Account 78759740

Proceeds from Broker and Barter Exchange Transactions

2013 1099-B*

(continued)

OMB No 1545-0715

1c - LONG-TERM TRANSACTIONS 6 - COVERED tax lot for which cost basis is reported to the IRS**

Report on Form 8949, Part II, with Box D checked

8 - Description / CUSIP / 1d - Symbol

These columns are not reported to the IRS

1a - Date of Sale or exchange	1e - Quantity	2a - Proceeds of stocks, bonds, etc.	1b - Date of acquisition	3 - Cost or other basis	5 - Wash sale loss disallowed	Gain or loss(-)	Additional information
PRECISION CASTPARTS CORPORATION / CUSIP 740189105 / Symbol PCP (cont'd)							
09/30/13	4 000	910 45	08/05/11	587 40	0 00	323 05	Sale
	Security total	2,820 14		2,055 90	0 00	764 24	
QUALCOMM INCORPORATED / CUSIP 747525103 / Symbol QCOM							
05/01/13	33 000	2,036 77	02/07/12	2,028 18	0 00	8 59	Sale
	2 tax lots for 05/02/13 Total proceeds (and cost when required) reported to the IRS						
	11 000	689 91	02/07/12	676 06	0 00	13 85	Sale
	16 000	999 51	02/07/12	983 36	0 00	16 15	Sale
05/02/13	27 000	1,689 42	VARIOUS	1,659 42	0 00	30 00	Total of 2 lots
	Security total	3,726 19		3,687 60	0 00	38 59	
SBA COMMUNICATIONS CORPORATION / CUSIP 78388J106 / Symbol SBAC							
05/24/13	7 000	548 22	02/27/12	329 02	0 00	219 20	Sale
	2 tax lots for 08/08/13 Total proceeds (and cost when required) reported to the IRS						
	5 000	367 71	02/27/12	235 02	0 00	132 69	Sale
	1 000	73 54	02/28/12	47 22	0 00	26 32	Sale
08/08/13	6 000	441 25	VARIOUS	282 24	0 00	159 01	Total of 2 lots
11/05/13	5 000	447 80	02/28/12	236 09	0 00	211 71	Sale
	Security total	1,437 27		847 35	0 00	589 92	
SCHLUMBERGER LIMITED (NETHERLANDS ANTILLES) / CUSIP 806857108 / Symbol SLB							
	2 tax lots for 04/10/13 Total proceeds (and cost when required) reported to the IRS						
	7 000	539 48	10/19/11	490 31	0 00	49 17	Sale
	4 000	308 27	10/20/11	271 66	0 00	36 61	Sale
04/10/13	11 000	847 75	VARIOUS	761 97	0 00	85 78	Total of 2 lots
	3 tax lots for 04/18/13 Total proceeds (and cost when required) reported to the IRS						
	4 000	283 42	10/20/11	271 66	0 00	11 76	Sale
	14 000	1,002 26	10/20/11	950 79	0 00	51 47	Sale
	3 000	212 56	10/24/11	206 84	0 00	5 72	Sale
04/18/13	21 000	1,498 24	VARIOUS	1,429 29	0 00	68 95	Total of 3 lots
04/19/13	9 000	638 89	10/24/11	620 51	0 00	18 38	Sale
	Security total	2,984 88		2,811 77	0 00	173 11	

* This is important tax information and is being furnished to the Internal Revenue Service. If you are required to file a return, a negligence penalty or other sanction may be imposed on you if this income is taxable and the IRS determines that it has not been reported. Remember, taxpayers are ultimately responsible for the accuracy of their tax return(s).

**For NONCOVERED tax lots, values for "Date of acquisition," "Cost or other basis" and "Wash sale loss disallowed" are provided for your reference and are NOT reported to the IRS

Less commissions



78759740 - 026

Raymond James & Associates, Inc.

Account 78759740

Proceeds from Broker and Barter Exchange Transactions

2013 1099-B*

(continued)

OMB No 1545-0715

1c - LONG-TERM TRANSACTIONS 6 - COVERED tax lot for which cost basis is reported to the IRS**

Report on Form 8949, Part II, with Box D checked

8 - Description / CUSIP / 1d - Symbol

These columns are not reported to the IRS

1a - Date of Sale or exchange	1e - Quantity	2a - Proceeds of stocks, bonds, etc. #	1b - Date of acquisition	3 - Cost or other basis	5 - Wash sale loss disallowed	Gain or loss(-)	Additional information
STARBUCKS CORPORATION / CUSIP 855244109 / Symbol SBUX							
03/01/13	3 000	163 94	08/05/11	108 15	0 00	55 79	Sale
06/19/13	5 000	335 15	08/05/11	180 25	0 00	154 90	Sale
06/20/13	5 000	329 46	08/05/11	180 25	0 00	149 21	Sale
08/15/13	8 000	565 05	08/05/11	288 40	0 00	276 65	Sale
Security total		1,393 60		757 05	0 00	636 55	
TJX COMPANIES INCORPORATED NEW / CUSIP 872540109 / Symbol TJX							
12/23/13	6 000	375 65	09/14/12	276 76	0 00	98 89	Sale
12/24/13	8 000	504 23	09/14/12	369 01	0 00	135 22	Sale
Security total		879 88		645 77	0 00	234 11	
TRANSDIGM GROUP INCORPORATED / CUSIP 893641100 / Symbol TDG							
05/24/13	3 000	441 39	08/05/11	239 94	0 00	201 45	Sale
05/28/13	3 000	450 82	08/05/11	239 94	0 00	210 88	Sale
2 tax lots for 06/07/13 Total proceeds (and cost when required) reported to the IRS							
	2 000	299 48	08/05/11	159 96	0 00	139 52	Sale
	3 000	450 23	08/05/11	239 94	0 00	210 29	Sale
06/07/13	5 000	749 71	VARIOUS	399 90	0 00	349 81	Total of 2 lots
06/10/13	10 000	1,502 81	08/05/11	799 80	0 00	703 01	Sale
3 tax lots for 06/11/13 Total proceeds (and cost when required) reported to the IRS							
	4 000	597 32	08/05/11	319 92	0 00	277 40	Sale
	1 000	149 33	08/30/11	90 92	0 00	58 41	Sale
	4 000	597 02	08/30/11	363 68	0 00	233 34	Sale
06/11/13	9 000	1,343 67	VARIOUS	774 52	0 00	569 15	Total of 3 lots
Security total		4,488 40		2,454 10	0 00	2,034 30	
UNDER ARMOUR INCORPORATED CLASS A / CUSIP 904311107 / Symbol UA							
2 tax lots for 08/07/13 Total proceeds (and cost when required) reported to the IRS							
	1 000	69 80	06/29/12	46 67	0 00	23 13	Sale
	5 000	349 00	06/29/12	237 47	0 00	111 53	Sale
08/07/13	6 000	418 80	VARIOUS	284 14	0 00	134 66	Total of 2 lots
08/16/13	5 000	344 95	06/29/12	237 47	0 00	107 48	Sale
09/13/13	3 000	236 34	06/29/12	142 48	0 00	93 86	Sale
09/24/13	3 000	231 54	06/29/12	142 48	0 00	89 06	Sale

* This is important tax information and is being furnished to the Internal Revenue Service. If you are required to file a return, a negligence penalty or other sanction may be imposed on you if this income is taxable and the IRS determines that it has not been reported. Remember, taxpayers are ultimately responsible for the accuracy of their tax return(s).

**For NONCOVERED tax lots, values for "Date of acquisition," "Cost or other basis" and "Wash sale loss disallowed" are provided for your reference and are NOT reported to the IRS

Less commissions

Raymond James & Associates, Inc.

Account 78759740

Proceeds from Broker and Barter Exchange Transactions

2013 1099-B*

(continued)

OMB No 1545-0715

1c - LONG-TERM TRANSACTIONS 6 - COVERED tax lot for which cost basis is reported to the IRS**

Report on Form 8949, Part II, with Box D checked

8 - Description / CUSIP / 1d - Symbol

These columns are not reported to the IRS

1a - Date of Sale or exchange	1e - Quantity	2a - Proceeds of stocks, bonds, etc. #	1b - Date of acquisition	3 - Cost or other basis	5 - Wash sale loss disallowed	Gain or loss(-)	Additional information
UNDER ARMOUR INCORPORATED CLASS A / CUSIP 904311107 / Symbol UA (cont'd)							
12/23/13	7 000	600 70	06/29/12	332 45	0 00	268 25	Sale
	Security total	1,832 33		1,139 02	0 00	693 31	
VERISK ANALYTICS INCORPORATED CLASS A / CUSIP 92345Y106 / Symbol VRSK							
	2 tax lots for 11/06/13 Total proceeds (and cost when required) reported to the IRS						
	12 000	751 18	11/01/12	617 16	0 00	134 02	Sale
	6 000	373 19	11/02/12	297 89	0 00	75 30	Sale
11/06/13	18 000	1,124 37	VARIOUS	915 05	0 00	209 32	Total of 2 lots
12/23/13	6 000	395 64	11/02/12	297 89	0 00	97 75	Sale
	2 tax lots for 12/26/13 Total proceeds (and cost when required) reported to the IRS						
	5 000	329 32	11/02/12	248 24	0 00	81 08	Sale
	2 000	131 73	11/05/12	98 81	0 00	32 92	Sale
12/26/13	7 000	461 05	VARIOUS	347 05	0 00	114 00	Total of 2 lots
12/27/13	6 000	396 29	11/05/12	296 42	0 00	99 87	Sale
12/30/13	6 000	395 05	11/05/12	296 43	0 00	98 62	Sale
	6 tax lots for 12/31/13 Total proceeds (and cost when required) reported to the IRS						
	3 000	197 83	11/05/12	148 21	0 00	49 62	Sale
	2 000	131 40	11/08/12	98 84	0 00	32 56	Sale
	3 000	197 83	11/08/12	148 26	0 00	49 57	Sale
	6 000	394 20	11/26/12	291 18	0 00	103 02	Sale
	6 000	394 19	11/28/12	292 62	0 00	101 57	Sale
	1 000	65 70	12/12/12	49 82	0 00	15 88	Sale
12/31/13	21 000	1,381 15	VARIOUS	1,028 93	0 00	352 22	Total of 6 lots
	Security total	4,153 55		3,181 77	0 00	971 78	
VISA INCORPORATED COM CLASS A / CUSIP 92826C839 / Symbol V							
01/14/13	2 000	320 88	08/05/11	164 30	0 00	156 58	Sale
01/29/13	2 000	312 10	08/05/11	164 30	0 00	147 80	Sale
07/22/13	1 000	190 06	08/05/11	82 15	0 00	107 91	Sale
07/31/13	5 000	898 63	08/05/11	410 75	0 00	487 88	Sale
	2 tax lots for 08/01/13 Total proceeds (and cost when required) reported to the IRS						
	8 000	1,416 85	08/05/11	657 20	0 00	759 65	Sale

* This is important tax information and is being furnished to the Internal Revenue Service. If you are required to file a return, a negligence penalty or other sanction may be imposed on you if this income is taxable and the IRS determines that it has not been reported. Remember, taxpayers are ultimately responsible for the accuracy of their tax return(s).

**For NONCOVERED tax lots, values for "Date of acquisition," "Cost or other basis" and "Wash sale loss disallowed" are provided for your reference and are NOT reported to the IRS

Less commissions



78759740 - 027

Raymond James & Associates, Inc.

Account 78759740

Proceeds from Broker and Barter Exchange Transactions

2013 1099-B*

(continued)

OMB No 1545-0715

1c - LONG-TERM TRANSACTIONS 6 - COVERED tax lot for which cost basis is reported to the IRS**

Report on Form 8949, Part II, with Box D checked

8 - Description / CUSIP / 1d - Symbol

These columns are not reported to the IRS

1a - Date of Sale or exchange	1e - Quantity	2a - Proceeds of stocks, bonds, etc. #	1b - Date of acquisition	3 - Cost or other basis	5 - Wash sale loss disallowed	Gain or loss(-)	Additional information
VISA INCORPORATED COM CLASS A / CUSIP 92826C839 / Symbol V (cont'd)							
	9 000	1,576 23	08/05/11	739 35	0 00	836 88	Sale
08/01/13	17 000	2,993 08	VARIOUS	1,396 55	0 00	1,596 53	Total of 2 lots
08/26/13	3 000	531 62	08/05/11	246 45	0 00	285 17	Sale
2 tax lots for 08/27/13 Total proceeds (and cost when required) reported to the IRS							
	2 000	347 77	08/05/11	164 30	0 00	183 47	Sale
	2 000	349 43	08/05/11	164 30	0 00	185 13	Sale
08/27/13	4 000	697 20	VARIOUS	328 60	0 00	368 60	Total of 2 lots
Security total		5,943 57		2,793 10	0 00	3,150 47	
WHOLE FOODS MKT INCORPORATED / CUSIP 966837106 / Symbol WFM							
02/14/13	14 000	1,234 08	11/17/11	921 70	0 00	312 38	Sale
02/19/13	1 000	88 49	11/22/11	64 19	0 00	24 30	Sale
3 tax lots for 02/21/13 Total proceeds (and cost when required) reported to the IRS							
	4 000	341 39	11/22/11	256 77	0 00	84 62	Sale
	20 000	1,709 51	11/22/11	1,283 85	0 00	425 66	Sale
	3 000	256 04	01/10/12	216 00	0 00	40 04	Sale
02/21/13	27 000	2,306 94	VARIOUS	1,756 62	0 00	550 32	Total of 3 lots
Security total		3,629 51		2,742 51	0 00	887 00	
WILLIAMS COMPANIES INCORPORATED DEL / CUSIP 969457100 / Symbol WMB							
05/14/13	10 000	366 81	04/19/12	320 86	0 00	45 95	Sale
2 tax lots for 05/24/13 Total proceeds (and cost when required) reported to the IRS							
	15 000	552 31	04/19/12	481 29	0 00	71 02	Sale
	4 000	147 28	04/20/12	129 00	0 00	18 28	Sale
05/24/13	19 000	699 59	VARIOUS	610 29	0 00	89 30	Total of 2 lots
4 tax lots for 06/05/13 Total proceeds (and cost when required) reported to the IRS							
	4 000	136 44	04/20/12	129 00	0 00	7 44	Sale
	23 000	787 04	04/20/12	741 75	0 00	45 29	Sale
	9 000	307 00	05/14/12	290 24	0 00	16 76	Sale
	6 000	204 66	05/21/12	184 29	0 00	20 37	Sale
06/05/13	42 000	1,435 14	VARIOUS	1,345 28	0 00	89 86	Total of 4 lots

* This is important tax information and is being furnished to the Internal Revenue Service. If you are required to file a return, a negligence penalty or other sanction may be imposed on you if this income is taxable and the IRS determines that it has not been reported. Remember, taxpayers are ultimately responsible for the accuracy of their tax return(s).

**For NONCOVERED tax lots, values for "Date of acquisition," "Cost or other basis" and "Wash sale loss disallowed" are provided for your reference and are NOT reported to the IRS

Less commissions

Raymond James & Associates, Inc.

Account 78759740

Proceeds from Broker and Barter Exchange Transactions

2013 1099-B*

(continued)

OMB No 1545-0715

1c - LONG-TERM TRANSACTIONS 6 - COVERED tax lot for which cost basis is reported to the IRS**

Report on Form 8949, Part II, with Box D checked

8 - Description / CUSIP / 1d - Symbol

These columns are not reported to the IRS

1a - Date of Sale or exchange	1e - Quantity	2a - Proceeds of [#] stocks, bonds, etc.	1b - Date of acquisition	3 - Cost or other basis	5 - Wash sale loss disallowed	Gain or loss(-)	Additional information
WILLIAMS COMPANIES INCORPORATED DEL / CUSIP 969457100 / Symbol WMB (cont'd)							
2 tax lots for 06/06/13 Total proceeds (and cost when required) reported to the IRS							
	19 000	649 09	05/21/12	583 57	0 00	65 52	Sale
	9 000	307 46	05/31/12	271 61	0 00	35 85	Sale
06/06/13	28 000	956 55	VARIOUS	855 18	0 00	101 37	Total of 2 lots
Security total		3,458 09		3,131 61	0 00	326 48	
DELPHI AUTOMOTIVE PLC SHS (JERSEY) / CUSIP G27823106 / Symbol DLPH							
2 tax lots for 05/07/13 Total proceeds (and cost when required) reported to the IRS							
	4 000	185 17	04/17/12	129 20	0 00	55 97	Sale
	19 000	879 53	04/17/12	621 30	0 00	258 23	Sale
05/07/13	23 000	1,064 70	VARIOUS	750 50	0 00	314 20	Total of 2 lots
05/08/13	31 000	1,437 20	04/17/12	1,001 30	0 00	435 90	Sale
2 tax lots for 05/09/13 Total proceeds (and cost when required) reported to the IRS							
	10 000	461 17	04/17/12	323 00	0 00	138 17	Sale
	10 000	461 17	04/30/12	307 80	0 00	153 37	Sale
05/09/13	20 000	922 34	VARIOUS	630 80	0 00	291 54	Total of 2 lots
Security total		3,424 24		2,382 60	0 00	1,041 64	
STRATASYS LIMITED SHS (ISRAEL) / CUSIP M85548101 / Symbol SSYS							
11/15/13	4 000	499 99	10/02/12	292 04	0 00	207 95	Sale
11/18/13	3 000	389 50	10/02/12	219 03	0 00	170 47	Sale
11/19/13	2 000	248 82	10/02/12	146 02	0 00	102 80	Sale
12/23/13	3 000	390 12	12/12/12	215 49	0 00	174 63	Sale
Security total		1,528 43		872 58	0 00	655 85	
COPA HOLDINGS SA CLASS A (PANAMA) / CUSIP P31076105 / Symbol CPA							
05/31/13	2 000	261 39	05/15/12	166 00	0 00	95 39	Sale
08/12/13	3 000	415 71	05/15/12	249 00	0 00	166 71	Sale
Security total		677 10		415 00	0 00	262 10	
Totals:		146,065.66		104,054.83	0.00	42,010.83	

* This is important tax information and is being furnished to the Internal Revenue Service. If you are required to file a return, a negligence penalty or other sanction may be imposed on you if this income is taxable and the IRS determines that it has not been reported. Remember, taxpayers are ultimately responsible for the accuracy of their tax return(s).

**For NONCOVERED tax lots, values for "Date of acquisition," "Cost or other basis" and "Wash sale loss disallowed" are provided for your reference and are NOT reported to the IRS

Less commissions



78759740 - 028

Raymond James & Associates, Inc.

Account 78922878

Proceeds from Broker and Barter Exchange Transactions

2013 1099-B*

OMB No 1545-0715

1c - SHORT-TERM TRANSACTIONS 6 - COVERED tax lot for which cost basis is reported to the IRS**

Report on Form 8949, Part I, with Box A checked

8 - Description / CUSIP / 1d - Symbol

These columns are not reported to the IRS

1a - Date of Sale or exchange	1e - Quantity	2a - Proceeds of [#] stocks, bonds, etc.	1b - Date of acquisition	3 - Cost or other basis	5 - Wash sale loss disallowed	Gain or loss(-)	Additional information
AKTIEBOLAGETT ELECTROLUX SPONSORED ADR (SWEDEN) / CUSIP 010198208 / Symbol ELUXY							
10/08/13	74 000	3,778 02	09/19/13	4,286 82	0 00	-508 80	Sale
BAIDU INCORPORATED SPON ADR REP A (CAYMAN ISLANDS) / CUSIP 056752108 / Symbol BIDU							
10/28/13	9 000	1,393 06	09/19/13	1,334 43	0 00	58 63	Sale
11/05/13	5 000	762 52	09/19/13	741 35	0 00	21 17	Sale
Security total		2,155 58		2,075 78	0 00	79 80	
GETINGE AB ADR (SWEDEN) / CUSIP 37427X104 / Symbol GNGBY							
10/09/13	109 000	3,367 67	09/19/13	4,078 67	0 00	-711 00	Sale
PT BK MANDIRI PERSERO TBK ADR (INDONESIA) / CUSIP 69367U105 / Symbol PPERY							
10/18/13	324 000	2,316 91	09/19/13	2,708 64	0 00	-391 73	Sale
PETROFAC LIMITED ADS (JERSEY) / CUSIP 716473103 / Symbol POFCY							
12/04/13	267 000	2,618 69	09/19/13	3,009 09	0 00	-390 40	Sale
TECHNIP NEW SPONSORED ADR (FRANCE) / CUSIP 878546209 / Symbol TKPPY							
11/04/13	138 000	3,568 07	09/19/13	4,188 38	0 00	-620 31	Sale
TURKIYE HALK BANKASI A S ADR / CUSIP 900150103 / Symbol THBIY							
09/26/13	154 000	2,334 00	09/19/13	2,625 55	0 00	-291 55	Sale
VALE S A ADR (BRAZIL) / CUSIP 91912E105 / Symbol VALE							
11/18/13	200 000	3,189 90	09/19/13	3,325 60	0 00	-135 70	Sale
VOLVO AKTIEBOLAGETT ADR B (SWEDEN) / CUSIP 928856400 / Symbol VOLVY							
09/25/13	177 000	2,773 36	09/19/13	2,876 25	0 00	-102 89	Sale
WOLSELEY PLC JERSEY SPONSORED ADR 20 (JERSEY) / CUSIP 977868306 / Symbol WOSYY							
12/09/13	0 548	2 86	09/19/13	3 13	0 00	-0 27	Sale
YAHOO JAPAN CORPORATION ADR (JAPAN) / CUSIP 98433V102 / Symbol YAHOOY							
10/16/13	0 334	3 36	09/19/13	3 71	0 00	-0 35	Sale
SIGNET JEWELERS LIMITED SHS (BERMUDA) / CUSIP G81276100 / Symbol SIG							
11/26/13	22 000	1,707 19	09/19/13	1,569 26	0 00	137 93	Sale

* This is important tax information and is being furnished to the Internal Revenue Service. If you are required to file a return, a negligence penalty or other sanction may be imposed on you if this income is taxable and the IRS determines that it has not been reported. Remember, taxpayers are ultimately responsible for the accuracy of their tax return(s).

**For NONCOVERED tax lots, values for "Date of acquisition," "Cost or other basis" and "Wash sale loss disallowed" are provided for your reference and are NOT reported to the IRS

Less commissions



78922878 - 003

Raymond James & Associates, Inc.

Account 78922878

Proceeds from Broker and Barter Exchange Transactions

2013 1099-B*

(continued)

OMB No 1545-0715

1c - SHORT-TERM TRANSACTIONS 6 - COVERED tax lot for which cost basis is reported to the IRS**

Report on Form 8949, Part I, with Box A checked

8 - Description / CUSIP / 1d - Symbol

These columns are not reported to the IRS

1a - Date of Sale or exchange	1e - Quantity	2a - Proceeds of [#] stocks, bonds, etc.	1b - Date of acquisition	3 - Cost or other basis	5 - Wash sale loss disallowed	Gain or loss(-)	Additional information
	Totals:	27,815.61		30,750.88	0.00	-2,935.27	

LONG-TERM TRANSACTIONS 6 - NONCOVERED tax lot for which cost basis is NOT reported to the IRS**

Report on Form 8949, Part II, with Box E checked

8 - Description / CUSIP / 1d - Symbol

These columns are not reported to the IRS

1a - Date of Sale or exchange	1e - Quantity	2a - Proceeds of [#] stocks, bonds, etc.	Date of acquisition	Cost or other basis	Wash sale loss disallowed	Gain or loss(-)	Additional information
BG GROUP PLC ADR FIN INST N (UNITED KINGDOM) / CUSIP 055434203 / Symbol BRGYY 09/19/13	4 000	77 31	06/21/11	87 72	0 00	-10 41	Sale
COMPAGNIE FIN RICHEMONTAG SWI ADR (SWITZERLAND) / CUSIP 204319107 / Symbol CFRUY 09/19/13	18 000	186 29	06/21/11	113 40	0 00	72 89	Sale
KOMATSU LIMITED SPON ADR NEW (JAPAN) / CUSIP 500458401 / Symbol KMTUY 09/19/13	4 000	104 51	06/21/11	120 52	0 00	-16 01	Sale
NOVO-NORDISK A S ADR (DENMARK) / CUSIP 670100205 / Symbol NVO 09/19/13	1 000	173 07	06/21/11	120 35	0 00	52 72	Sale
	Totals:	541.18		441.99	0.00	99.19	

* This is important tax information and is being furnished to the Internal Revenue Service. If you are required to file a return, a negligence penalty or other sanction may be imposed on you if this income is taxable and the IRS determines that it has not been reported. Remember, taxpayers are ultimately responsible for the accuracy of their tax return(s).

**For NONCOVERED tax lots, values for "Date of acquisition," "Cost or other basis" and "Wash sale loss disallowed" are provided for your reference and are NOT reported to the IRS

Less commissions

THOMAS A & MARY S JAMES FOUNDATION, INC
59-3288143
DECEMBER 31, 2013

FORM 990-PF

PART XV SUPPLEMENTARY INFORMATION

**LINE 3 GRANTS AND CONTRIBUTIONS PAID DURING THE YEAR OR APPROVED
FOR FUTURE PAYMENT**

LINE 3a PAID DURING THE YEAR

RECIPIENT NAME & ADDRESS	IF INDIVID RELATIONSHIP	FOUNDATION STATUS	PURPOSE OF GRANT OR CONTRIBUTION	AMOUNT
UNITED WAY OF TAMPA BAY 5201 W KENNEDY BLVD, STE 600 TAMPA, FL 33609	N/A	PUBLIC CHARITY	CONTRIBUTION FOR CHARITY'S USE IN ITS PROGRAMS & ACTIVITIES	107,750
ALL CHILDREN'S HOSPITAL P O BOX 3142 ST PETERSBURG, FL 33731-3142	N/A	PUBLIC CHARITY	CONTRIBUTION FOR CHARITY'S USE IN ITS PROGRAMS & ACTIVITIES	10,000
FRIENDS OF RAYMOND JAMES 880 CARILLON PKWY ST PETERSBURG, FL 33716	N/A	PUBLIC CHARITY	CONTRIBUTION FOR CHARITY'S USE IN ITS PROGRAMS & ACTIVITIES	2,500
PINELLAS COUNTY EDUCATION FOUNDATION 12090 STARKEY ROAD LARGO, FL 33773	N/A	PUBLIC CHARITY	DOORWAYS SCHOLARSHIP	10,000
HARVARD COLLEGE FUND 124 MOUNT AUBURN STREET CAMBRIDGE, MA 02138	N/A	PUBLIC CHARITY	CONTRIBUTION FOR CHARITY'S USE IN ITS PROGRAMS & ACTIVITIES	10,000
MUSEUM OF NEW MEXICO FOUNDATION P O BOX 2065 SANTE FE, NM 87504	N/A	PUBLIC CHARITY	CONTRIBUTION FOR CHARITY'S USE IN ITS PROGRAMS & ACTIVITIES	1,000
MUSEUM OF FINE ARTS 256 BEACH DR NE ST PETERSBURG, FL 33701	N/A	PUBLIC CHARITY	CONTRIBUTION FOR CHARITY'S USE IN ITS PROGRAMS & ACTIVITIES	45,000
READY FOR LIFE 300 31ST ST N, STE 565 ST PETERSBURG, FL 33713	N/A	PUBLIC CHARITY	CONTRIBUTION FOR CHARITY'S USE IN ITS PROGRAMS & ACTIVITIES	5,000
AMERICAN DIABETES ASSOCIATION P O BOX 1834 MERRIFIELD, VA 22116-8034	N/A	PUBLIC CHARITY	CONTRIBUTION FOR CHARITY'S USE IN ITS PROGRAMS & ACTIVITIES	3,000
ALPHA HOUSE OF TAMPA BAY 701 5TH AVE N ST PETERSBURG, FL 33701	N/A	PUBLIC CHARITY	CONTRIBUTION FOR CHARITY'S USE IN ITS PROGRAMS & ACTIVITIES	1,000
WEDU 1300 NORTH BLVD TAMPA, FL 33607	N/A	PUBLIC CHARITY	CONTRIBUTION FOR CHARITY'S USE IN ITS PROGRAMS & ACTIVITIES	1,000
AMERICANS FOR THE ARTS 1000 VERMONT AVE NW 6TH FLOOR WASHINGTON, DC 20005	N/A	PUBLIC CHARITY	CONTRIBUTION FOR CHARITY'S USE IN ITS PROGRAMS & ACTIVITIES	2,000

THOMAS A & MARY S JAMES FOUNDATION, INC
59-3288143
DECEMBER 31, 2013

FORM 990-PF

PART XV SUPPLEMENTARY INFORMATION

**LINE 3 GRANTS AND CONTRIBUTIONS PAID DURING THE YEAR OR APPROVED
FOR FUTURE PAYMENT**

LINE 3a PAID DURING THE YEAR

RECIPIENT NAME & ADDRESS	IF INDIVID RELATIONSHIP	FOUNDATION STATUS	PURPOSE OF GRANT OR CONTRIBUTION	AMOUNT
WELLESLEY COLLEGE 106 CENTRAL STREET WELLESLEY, MA 02481	N/A	PUBLIC CHARITY	CONTRIBUTION FOR CHARITY'S USE IN ITS PROGRAMS & ACTIVITIES	10,000
THE STRAZ CENTER 1010 NORTH WC MACINNEN PLACE TAMPA, FL 33602	N/A	PUBLIC CHARITY	CONTRIBUTION FOR CHARITY'S USE IN ITS PROGRAMS & ACTIVITIES	6,000
RUTH ECKERD HALL - PERF ARTS CENTER 1111 MCMULLEN BOOTH ROAD CLEARWATER, FL 33759	N/A	PUBLIC CHARITY	CONTRIBUTION FOR CHARITY'S USE IN ITS PROGRAMS & ACTIVITIES	10,000
ASPEN INSTITUTE 1000 NORTH THIRD ST ASPEN, CO 81611	N/A	PUBLIC CHARITY	CONTRIBUTION FOR CHARITY'S USE IN ITS PROGRAMS & ACTIVITIES	2,500
METROPOLITAN MINISTRIES 2010 NORTH FLORIDA AVE TAMPA, FL 33602	N/A	PUBLIC CHARITY	CONTRIBUTION FOR CHARITY'S USE IN ITS PROGRAMS & ACTIVITIES	3,000
TENNIS FOUNDATION OF ST PETERSBURG 650 18TH AVE S ST PETERSBURG, FL 33705	N/A	PUBLIC CHARITY	CONTRIBUTION FOR CHARITY'S USE IN ITS PROGRAMS & ACTIVITIES	45,000
HARVARD SKIING 124 MT AUBURN ST CAMBRIDGE, MA 02138	N/A	PUBLIC CHARITY	CONTRIBUTION FOR CHARITY'S USE IN ITS PROGRAMS & ACTIVITIES	1,000
FLORIDA CRAFTSMEN 501 CENTRAL AVE ST PETERSBURG, FL 33701	N/A	PUBLIC	CONTRIBUTION FOR CHARITY'S USE IN ITS PROGRAMS & ACTIVITIES	1,000
THE SALVATION ARMY P O BOX 2246 ST PETERSBURG, FL 33731	N/A	PUBLIC CHARITY	CONTRIBUTION FOR CHARITY'S USE IN ITS PROGRAMS & ACTIVITIES	5,000
WUSF 4202 E FOWLER AVE TAMPA, FL 33620	N/A	PUBLIC CHARITY	CONTRIBUTION FOR CHARITY'S USE IN ITS PROGRAMS & ACTIVITIES	1,000
SUNCOAST HOSPICE FOUNDATION 5771 ROOSEVELT BLVD CLEARWATER, FL 33760	N/A	PUBLIC CHARITY	CONTRIBUTION FOR CHARITY'S USE IN ITS PROGRAMS & ACTIVITIES	1,000
OPERATION PAR 6655 66TH STREET NORTH PINELLAS PARK, FL 33781	N/A	PUBLIC CHARITY	CONTRIBUTION FOR CHARITY'S USE IN ITS PROGRAMS & ACTIVITIES	1,000

THOMAS A & MARY S JAMES FOUNDATION, INC
59-3288143
DECEMBER 31, 2013

FORM 990-PF

PART XV SUPPLEMENTARY INFORMATION

**LINE 3 GRANTS AND CONTRIBUTIONS PAID DURING THE YEAR OR APPROVED
FOR FUTURE PAYMENT**

LINE 3a PAID DURING THE YEAR

RECIPIENT NAME & ADDRESS	IF INDIVID RELATIONSHIP	FOUNDATION STATUS	PURPOSE OF GRANT OR CONTRIBUTION	AMOUNT
CHAMPIONS FOR CHILDREN 3108 W AZEELE ST TAMPA, FL 33609	N/A	PUBLIC CHARITY	CONTRIBUTION FOR CHARITY'S USE IN ITS PROGRAMS & ACTIVITIES	1,000
MOREAN ARTS CENTER 719 CENTRAL AVE ST PETERSBURG, FL 33701	N/A	PUBLIC CHARITY	CONTRIBUTION FOR CHARITY'S USE IN ITS PROGRAMS & ACTIVITIES	2,000
FRIENDS OF HARVARD ATHLETIC TENNIS 65 N HARVARD ST BOSTON, MA 02163-1012	N/A	PUBLIC CHARITY	CONTRIBUTION FOR CHARITY'S USE IN ITS PROGRAMS & ACTIVITIES	1,000
AMERICAN STAGE ENDOWMENT FUND P O BOX 1560 ST PETERSBURG, FL 33731	N/A	PUBLIC CHARITY	CONTRIBUTION FOR CHARITY'S USE IN ITS PROGRAMS & ACTIVITIES	10,000
JUNIOR ACHIEVEMENT 13805 58TH ST N, STE 2-140 CLEARWATER, FL 33760	N/A	PUBLIC CHARITY	CONTRIBUTION FOR CHARITY'S USE IN ITS PROGRAMS & ACTIVITIES	20,000
HARVARD VARSITY CLUB 65 N HARVARD ST BOSTON, MA 02163	N/A	PUBLIC CHARITY	CONTRIBUTION FOR CHARITY'S USE IN ITS PROGRAMS & ACTIVITIES	1,000
BIG BROTHERS BIG SISTERS 918 WEST BAY DRIVE LARGO, FL 33770	N/A	PUBLIC CHARITY	CONTRIBUTION FOR CHARITY'S USE IN ITS PROGRAMS & ACTIVITIES	2,000
THE CHILDREN'S HOME 10909 MEMORIAL HIGHWAY TAMPA, FL 33615	N/A	PUBLIC CHARITY	CONTRIBUTION FOR CHARITY'S USE IN ITS PROGRAMS & ACTIVITIES	2,000
SMITHSONIAN NATL MUSEUM AMERICAN INDIAN PO BOX 96836 WASHINGTON, DC 20090-6836	N/A	PUBLIC CHARITY	CONTRIBUTION FOR CHARITY'S USE IN ITS PROGRAMS & ACTIVITIES	1,000
THE SPRING OF TAMPA BAY PO BOX 5147 TAMPA, FL 33675	N/A	PUBLIC CHARITY	CONTRIBUTION FOR CHARITY'S USE IN ITS PROGRAMS & ACTIVITIES	1,000
MUSEUM OF SCIENCE & INDUSTRY 4801 EAST FOWLER AVE TAMPA, FL 3617	N/A	PUBLIC CHARITY	CONTRIBUTION FOR CHARITY'S USE IN ITS PROGRAMS & ACTIVITIES	1,000
SCIENCE CENTER OF PINELLAS COUNTY 7701 22 AVENUE NORTH ST PETERSBURG, FL 33710	N/A	PUBLIC CHARITY	CONTRIBUTION FOR CHARITY'S USE IN ITS PROGRAMS & ACTIVITIES	5,000

THOMAS A & MARY S JAMES FOUNDATION, INC
59-3288143
DECEMBER 31, 2013

FORM 990-PF

PART XV SUPPLEMENTARY INFORMATION

**LINE 3 GRANTS AND CONTRIBUTIONS PAID DURING THE YEAR OR APPROVED
FOR FUTURE PAYMENT**

LINE 3a PAID DURING THE YEAR

RECIPIENT NAME & ADDRESS	IF INDIVID RELATIONSHIP	FOUNDATION STATUS	PURPOSE OF GRANT OR CONTRIBUTION	AMOUNT
ST PETERSBURG FREE CLINIC 863 3RD AVE NORTH ST PETERSBURG, FL 33701	N/A	PUBLIC CHARITY	CONTRIBUTION FOR CHARITY'S USE IN ITS PROGRAMS & ACTIVITIES	5,000
USTA TENNIS & EDUCATION FOUNDATION 70 WEST RED OAK LANE WHITE PLAINS, NY 10604	N/A	PUBLIC CHARITY	CONTRIBUTION FOR CHARITY'S USE IN ITS PROGRAMS & ACTIVITIES	1,000
YMCA 600 1ST AVE, STE 201 ST PETERSBURG, FL 33701	N/A	PUBLIC CHARITY	CONTRIBUTION FOR CHARITY'S USE IN ITS PROGRAMS & ACTIVITIES	5,000
WOUNDED WARRIOR PROJECT PO BOX 758516 TOPEKA, KS 66675	N/A	PUBLIC CHARITY	CONTRIBUTION FOR CHARITY'S USE IN ITS PROGRAMS & ACTIVITIES	5,000
FLORIDA COUNCIL ON ECONOMIC EDUCATION 1211 N WEST SHORE BLVD STE 300 TAMPA, FL 33607	N/A	PUBLIC CHARITY	CONTRIBUTION FOR CHARITY'S USE IN ITS PROGRAMS & ACTIVITIES	5,000
BOYS AND GIRLS CLUB OF THE SUNCOAST 2300 TALL PINES DR, STE 150 LARGO, FL 33771	N/A	PUBLIC CHARITY	CONTRIBUTION FOR CHARITY'S USE IN ITS PROGRAMS & ACTIVITIES	3,000
CASA P O BOX 414 ST PETERSBURG, FL 33731	N/A	PUBLIC CHARITY	CONTRIBUTION FOR CHARITY'S USE IN ITS PROGRAMS & ACTIVITIES	1,000
CURE ALZHEIMER'S FUND 34 WASHINGTON ST STE 300 WELLESLEY HILLS, MA 02481	N/A	PUBLIC CHARITY	CONTRIBUTION FOR CHARITY'S USE IN ITS PROGRAMS & ACTIVITIES	5,000
THE BUDDY PROGRAM 110 E HALLAM ST, STE 125 ASPEN, CO 81611	N/A	PUBLIC CHARITY	CONTRIBUTION FOR CHARITY'S USE IN ITS PROGRAMS & ACTIVITIES	2,500
FLORIDA BLOOD SERVICES FOUNDATION 10100 MARTIN LUTHER KING JR ST N ST PETERSBURG, FL 33716-3806	N/A	PUBLIC CHARITY	CONTRIBUTION FOR CHARITY'S USE IN ITS PROGRAMS & ACTIVITIES	2,000
AMERICAN RED CROSS, TB CHAPTER 3310 W MAIN STREET TAMPA, FL 33607	N/A	PUBLIC CHARITY	CONTRIBUTION FOR CHARITY'S USE IN ITS PROGRAMS & ACTIVITIES	5,000
FLORIDA SHERIFFS YOUTH RANCHES, INC P O BOX 2000 BOYS RANCH, FL 32064	N/A	PUBLIC CHARITY	CONTRIBUTION FOR CHARITY'S USE IN ITS PROGRAMS & ACTIVITIES	1,000

THOMAS A & MARY S JAMES FOUNDATION, INC
59-3288143
DECEMBER 31, 2013

FORM 990-PF

PART XV SUPPLEMENTARY INFORMATION

**LINE 3 GRANTS AND CONTRIBUTIONS PAID DURING THE YEAR OR APPROVED
FOR FUTURE PAYMENT**

LINE 3a PAID DURING THE YEAR

RECIPIENT NAME & ADDRESS	IF INDIVID RELATIONSHIP	FOUNDATION STATUS	PURPOSE OF GRANT OR CONTRIBUTION	AMOUNT
GREAT EXPLORATIONS, THE CHILDRENS MUSEUM 1925 FOURTH STREET NORTH ST PETERSBURG, FL 33704	N/A	PUBLIC CHARITY	CONTRIBUTION FOR CHARITY'S USE IN ITS PROGRAMS & ACTIVITIES	2,000
INTERNATIONAL TENNIS HALL OF FAME 194 BELLEVUE AVE NEWPORT, RI 02840	N/A	PUBLIC CHARITY	BUILDING FUND	20,000
PARC-PINELLAS ASSOC FOR RETARDED CHILD P O BOX 47799 ST PETERSBURG, FL 33743	N/A	PUBLIC CHARITY	CONTRIBUTION FOR CHARITY'S USE IN ITS PROGRAMS & ACTIVITIES	2,000
LOWRY PARK ZOO 1101 W SLIGH AVE TAMPA, FL 33604-5958	N/A	PUBLIC CHARITY	CONTRIBUTION FOR CHARITY'S USE IN ITS PROGRAMS & ACTIVITIES	2,500
AMERICAN HEART ASSOCIATION 1101 NORTHCHASE PKWY STE 1 MARIETTA, GA 30067	N/A	PUBLIC CHARITY	CONTRIBUTION FOR CHARITY'S USE IN ITS PROGRAMS & ACTIVITIES	5,000
NATIONAL COWBOY & WESTERN HERITAGE MUS 1700 NORTHEAST 63RD ST OKLAHOMA CITY, OK 73111	N/A	PUBLIC CHARITY	CYNTHIA POST AWARD FUND	2,000
ST PETERSBURG COLLEGE FOUNDATION PO BOX 13489 ST PETERSBURG, FL 33733	N/A	PUBLIC CHARITY	CONTRIBUTION FOR CHARITY'S USE IN ITS PROGRAMS & ACTIVITIES	1,000
BOOTH WESTERN ART MUSEUM P O BOX 3070 CARTERSVILLE, GA 30120	N/A	PUBLIC CHARITY	CONTRIBUTION FOR CHARITY'S USE IN ITS PROGRAMS & ACTIVITIES	1,000
FINANCIAL SERVICES ROUNDTABLE SCHOLARSHI 1001 PENNSYLVANIA AVE NW STE 500 WASHINGTON, DC 20004	N/A	PUBLIC CHARITY	CONTRIBUTION FOR CHARITY'S USE IN ITS PROGRAMS & ACTIVITIES	
ST JOSEPH'S CANCER INSTITUTE 3001 W DR MARTIN LUTHER KING JR BLVD TAMPA, FL 33607	N/A	PUBLIC CHARITY	CONTRIBUTION FOR CHARITY'S USE IN ITS PROGRAMS & ACTIVITIES	
HARVARD BUSINESS SCHOOL 124 MT AUBURN ST CAMBRIDGE, MA 02138	N/A	PUBLIC CHARITY	CONTRIBUTION FOR CHARITY'S USE IN ITS PROGRAMS & ACTIVITIES	25,000
TRASHMASTERS INTERNATIONAL PO BOX 6200 SNOWMASS VILLAGE, CO 81615	N/A	PUBLIC CHARITY	CONTRIBUTION FOR CHARITY'S USE IN ITS PROGRAMS & ACTIVITIES	

THOMAS A & MARY S JAMES FOUNDATION, INC
59-3288143
DECEMBER 31, 2013

FORM 990-PF

PART XV SUPPLEMENTARY INFORMATION

LINE 3 GRANTS AND CONTRIBUTIONS PAID DURING THE YEAR OR APPROVED FOR FUTURE PAYMENT

LINE 3a PAID DURING THE YEAR

RECIPIENT NAME & ADDRESS	IF INDIVID RELATIONSHIP	FOUNDATION STATUS	PURPOSE OF GRANT OR CONTRIBUTION	AMOUNT
ECKERD COLLEGE 4200 54TH AVENUE S ST PETERSBURG, FL 33711	N/A	PUBLIC CHARITY	ROBERT A JAMES MEMORIAL SCHOLARSHIP FD	20,000
CHI CHI RODRIGUEZ YOUTH FOUNDATION 3031 N MCMULLEN BOOTH RD CLEARWATER, FL 33762	N/A	PUBLIC CHARITY	CONTRIBUTION FOR CHARITY'S USE IN ITS PROGRAMS & ACTIVITIES	10,000
CHI CHI RODRIGUEZ YOUTH FOUNDATION 3031 N MCMULLEN BOOTH RD CLEARWATER, FL 33762	N/A	PUBLIC CHARITY	ENDOWMENT FUND	25,000
FOUNDATION FOR EXCELLENCE IN EDUCATION P O BOX 10691 TALLAHASSEE, FL 32302	N/A	PUBLIC CHARITY	CONTRIBUTION FOR CHARITY'S USE IN ITS PROGRAMS & ACTIVITIES	10,000
BAYFRONT HEALTH FOUNDATION 701 6TH ST S ST PETERSBURG, FL 33701	N/A	PUBLIC CHARITY	CONTRIBUTION FOR CHARITY'S USE IN ITS PROGRAMS & ACTIVITIES	5,000
LEAGUE TO AID RETARDED CHILDREN(LARC) P O BOX 447799 ST PETERSBURG, FL 33743	N/A	PUBLIC CHARITY	CONTRIBUTION FOR CHARITY'S USE IN ITS PROGRAMS & ACTIVITIES	0
TAMPA MUSEUM OF ART 120 W GASPARILLA PLAZA TAMPA, FL 33602	N/A	PUBLIC CHARITY	CONTRIBUTION FOR CHARITY'S USE IN ITS PROGRAMS & ACTIVITIES	0
JUVENILE DIABETES RESEARCH FOUNDATION P O BOX 97151 WASHINGTON, DC 20090	N/A	PUBLIC CHARITY	CONTRIBUTION FOR CHARITY'S USE IN ITS PROGRAMS & ACTIVITIES	1,000
ABILITIES FOUNDATION 2735 WHITNEY RD CLEARWATER, FL 33760	N/A	PUBLIC CHARITY	CONTRIBUTION FOR CHARITY'S USE IN ITS PROGRAMS & ACTIVITIES	2,000
STETSON COLLEGE OF LAW 1401 61ST ST SOUTH GULFPORT, FL 33707	N/A	PUBLIC CHARITY	CONTRIBUTION FOR CHARITY'S USE IN ITS PROGRAMS & ACTIVITIES	2,000
CHRISTMAS TOY SHOP 550 16TH ST N ST PETERSBURG, FL 33705	N/A	PUBLIC CHARITY	CONTRIBUTION FOR CHARITY'S USE IN ITS PROGRAMS & ACTIVITIES	1,000
GOODWILL INDUSTRIES, INC 10596 GANDY BOULEVARD ST PETERSBURG, FL 33702	N/A	PUBLIC CHARITY	CONTRIBUTION FOR CHARITY'S USE IN ITS PROGRAMS & ACTIVITIES	2,000
H LEE MOFFITT CANCER CENTER 12902 MAGNOLIA DRIVE TAMPA, FL 33612	N/A	PUBLIC CHARITY	CONTRIBUTION FOR CHARITY'S USE IN ITS PROGRAMS & ACTIVITIES	10,000

TOTAL

3a 520,750