



See a Social Security Number? Say Something!
Report Privacy Problems to <https://public.resource.org/privacy>
Or call the IRS Identity Theft Hotline at 1-800-908-4490



Form

990-PF

Department of the Treasury
Internal Revenue Service

Return of Private Foundation

or Section 4947(a)(1) Trust Treated as Private Foundation

▶ Do not enter Social Security numbers on this form as it may be made public. By law, the IRS cannot redact the information on the form.

▶ Information about Form 990-PF and its instructions is at www.irs.gov/form990pf.

OMB No 1545-0052

2013

Open to Public Inspection

For calendar year 2013, or tax year beginning 01-01-2013 , and ending 12-31-2013

Name of foundation THE LOWRY MURPHEY FAMILY FOUNDATION INC		A Employer identification number 59-2824550	
Number and street (or P O box number if mail is not delivered to street address) PO BOX 18065		B Telephone number (see instructions) (813) 832-0582	
City or town, state or province, country, and ZIP or foreign postal code TAMPA, FL 33679		C If exemption application is pending, check here ▶ <input type="checkbox"/>	
G Check all that apply <input type="checkbox"/> Initial return <input type="checkbox"/> Initial return of a former public charity <input type="checkbox"/> Final return <input type="checkbox"/> Amended return <input type="checkbox"/> Address change <input type="checkbox"/> Name change		D 1. Foreign organizations, check here ▶ <input type="checkbox"/> 2. Foreign organizations meeting the 85% test, check here and attach computation ▶ <input type="checkbox"/>	
H Check type of organization <input checked="" type="checkbox"/> Section 501(c)(3) exempt private foundation <input type="checkbox"/> Section 4947(a)(1) nonexempt charitable trust <input type="checkbox"/> Other taxable private foundation		E If private foundation status was terminated under section 507(b)(1)(A), check here ▶ <input type="checkbox"/>	
I Fair market value of all assets at end of year (<i>from Part II, col. (c), line 16</i>)▶\$ 5,505,518	J Accounting method <input checked="" type="checkbox"/> Cash <input type="checkbox"/> Accrual <input type="checkbox"/> Other (specify) _____ (Part I, column (d) must be on cash basis.)	F If the foundation is in a 60-month termination under section 507(b)(1)(B), check here ▶ <input type="checkbox"/>	

Part I Analysis of Revenue and Expenses <small>(The total of amounts in columns (b), (c), and (d) may not necessarily equal the amounts in column (a) (see instructions))</small>		(a) Revenue and expenses per books	(b) Net investment income	(c) Adjusted net income	(d) Disbursements for charitable purposes (cash basis only)
Revenue	1 Contributions, gifts, grants, etc , received (attach schedule)				
	2 Check ▶ <input checked="" type="checkbox"/> if the foundation is not required to attach Sch B				
	3 Interest on savings and temporary cash investments	61	61		
	4 Dividends and interest from securities.	123,301	123,301		
	5a Gross rents				
	b Net rental income or (loss) _____				
	6a Net gain or (loss) from sale of assets not on line 10	216,109			
	b Gross sales price for all assets on line 6a 2,918,309				
	7 Capital gain net income (from Part IV, line 2) . . .		216,109		
	8 Net short-term capital gain				
	9 Income modifications				
	10a Gross sales less returns and allowances				
	b Less Cost of goods sold				
Operating and Administrative Expenses	c Gross profit or (loss) (attach schedule)				
	11 Other income (attach schedule)	899	0		
	12 Total. Add lines 1 through 11	340,370	339,471		
	13 Compensation of officers, directors, trustees, etc	15,722	3,931		11,792
	14 Other employee salaries and wages				
	15 Pension plans, employee benefits				
	16a Legal fees (attach schedule).				
	b Accounting fees (attach schedule).	2,500	1,250		1,250
	c Other professional fees (attach schedule)	43,020	43,020		0
	17 Interest	888	888		0
	18 Taxes (attach schedule) (see instructions)	8,657	2,990		5,667
	19 Depreciation (attach schedule) and depletion . . .				
	20 Occupancy				
	21 Travel, conferences, and meetings				
	22 Printing and publications				
	23 Other expenses (attach schedule).	1,197	1,197		0
	24 Total operating and administrative expenses.				
	Add lines 13 through 23	71,984	53,276		18,709
	25 Contributions, gifts, grants paid	220,000			220,000
	26 Total expenses and disbursements. Add lines 24 and 25	291,984	53,276		238,709
	27 Subtract line 26 from line 12				
	a Excess of revenue over expenses and disbursements	48,386			
	b Net investment income (if negative, enter -0-)		286,195		
	c Adjusted net income (if negative, enter -0-)				

Part II Balance Sheets		Attached schedules and amounts in the description column should be for end-of-year amounts only (See instructions)	Beginning of year	End of year	
			(a) Book Value	(b) Book Value	(c) Fair Market Value
Assets	1	Cash—non-interest-bearing			
	2	Savings and temporary cash investments	296,471	320,002	320,002
	3	Accounts receivable ▶ _____ Less allowance for doubtful accounts ▶ _____			
	4	Pledges receivable ▶ _____ Less allowance for doubtful accounts ▶ _____			
	5	Grants receivable			
	6	Receivables due from officers, directors, trustees, and other disqualified persons (attach schedule) (see instructions)			
	7	Other notes and loans receivable (attach schedule) ▶ _____ Less allowance for doubtful accounts ▶ _____			
	8	Inventories for sale or use			
	9	Prepaid expenses and deferred charges			
	10a	Investments—U S and state government obligations (attach schedule)	896,941	893,229	875,769
	b	Investments—corporate stock (attach schedule)	3,464,550	3,434,617	4,305,335
	c	Investments—corporate bonds (attach schedule).			
	11	Investments—land, buildings, and equipment basis ▶ _____ Less accumulated depreciation (attach schedule) ▶ _____			
	12	Investments—mortgage loans			
	13	Investments—other (attach schedule)			
	14	Land, buildings, and equipment basis ▶ _____ Less accumulated depreciation (attach schedule) ▶ _____			
Liabilities	15	Other assets (describe ▶ _____)	0	0	4,412
	16	Total assets (to be completed by all filers—see the instructions Also, see page 1, item I)	4,657,962	4,647,848	5,505,518
	17	Accounts payable and accrued expenses			
	18	Grants payable			
	19	Deferred revenue			
	20	Loans from officers, directors, trustees, and other disqualified persons			
	21	Mortgages and other notes payable (attach schedule)			
	22	Other liabilities (describe ▶ _____)			
	23	Total liabilities (add lines 17 through 22)	0	0	
Net Assets or Fund Balances		Foundations that follow SFAS 117, check here ▶ <input type="checkbox"/> and complete lines 24 through 26 and lines 30 and 31.			
	24	Unrestricted			
	25	Temporarily restricted			
	26	Permanently restricted			
		Foundations that do not follow SFAS 117, check here ▶ <input checked="" type="checkbox"/> and complete lines 27 through 31.			
	27	Capital stock, trust principal, or current funds	3,612,455	3,612,455	
	28	Paid-in or capital surplus, or land, bldg , and equipment fund	0	0	
	29	Retained earnings, accumulated income, endowment, or other funds	1,045,507	1,035,393	
	30	Total net assets or fund balances (see page 17 of the instructions)	4,657,962	4,647,848	
	31	Total liabilities and net assets/fund balances (see page 17 of the instructions)	4,657,962	4,647,848	

Part III Analysis of Changes in Net Assets or Fund Balances

1	Total net assets or fund balances at beginning of year—Part II, column (a), line 30 (must agree with end-of-year figure reported on prior year’s return)	1	4,657,962
2	Enter amount from Part I, line 27a	2	48,386
3	Other increases not included in line 2 (itemize) ▶ _____	3	0
4	Add lines 1, 2, and 3	4	4,706,348
5	Decreases not included in line 2 (itemize) ▶ _____	5	58,500
6	Total net assets or fund balances at end of year (line 4 minus line 5)—Part II, column (b), line 30	6	4,647,848

Part IV Capital Gains and Losses for Tax on Investment Income

(a) List and describe the kind(s) of property sold (e g , real estate, 2-story brick warehouse, or common stock, 200 shs MLC Co)		(b) How acquired P—Purchase D—Donation	(c) Date acquired (mo , day, yr)	(d) Date sold (mo , day, yr)
1a	See Additional Data Table			
b				
c				
d				
e				

(e) Gross sales price	(f) Depreciation allowed (or allowable)	(g) Cost or other basis plus expense of sale	(h) Gain or (loss) (e) plus (f) minus (g)
a See Additional Data Table			
b			
c			
d			
e			

Complete only for assets showing gain in column (h) and owned by the foundation on 12/31/69			(I) Gains (Col (h) gain minus col (k), but not less than -0-) or Losses (from col (h))
(i) F M V as of 12/31/69	(j) Adjusted basis as of 12/31/69	(k) Excess of col (i) over col (j), if any	
a See Additional Data Table			
b			
c			
d			
e			

2	Capital gain net income or (net capital loss)	{ If gain, also enter in Part I, line 7 If (loss), enter -0- in Part I, line 7 }	2	216,109
3	Net short-term capital gain or (loss) as defined in sections 1222(5) and (6) If gain, also enter in Part I, line 8, column (c) (see instructions) If (loss), enter -0- in Part I, line 8		3	

Part V Qualification Under Section 4940(e) for Reduced Tax on Net Investment Income

(For optional use by domestic private foundations subject to the section 4940(a) tax on net investment income)

If section 4940(d)(2) applies, leave this part blank

Was the foundation liable for the section 4942 tax on the distributable amount of any year in the base period? ☐ Yes ☒ No

If "Yes," the foundation does not qualify under section 4940(e) Do not complete this part

1 Enter the appropriate amount in each column for each year, see page 18 of the instructions before making any entries

(a) Base period years Calendar year (or tax year beginning in)	(b) Adjusted qualifying distributions	(c) Net value of noncharitable-use assets	(d) Distribution ratio (col (b) divided by col (c))
2012	294,759	4,811,113	0 061266
2011	120,506	4,818,155	0 025011
2010	124,184	4,584,711	0 027087
2009	139,684	4,204,732	0 033221
2008	92,600	4,793,092	0 019319

2	Total of line 1, column (d).	2	0 165904
3	Average distribution ratio for the 5-year base period—divide the total on line 2 by 5, or by the number of years the foundation has been in existence if less than 5 years	3	0 033181
4	Enter the net value of noncharitable-use assets for 2013 from Part X, line 5.	4	5,125,421
5	Multiply line 4 by line 3.	5	170,067
6	Enter 1% of net investment income (1% of Part I, line 27b).	6	2,862
7	Add lines 5 and 6.	7	172,929
8	Enter qualifying distributions from Part XII, line 4. If line 8 is equal to or greater than line 7, check the box in Part VI, line 1b, and complete that part using a 1% tax rate See the Part VI instructions	8	238,709

Part VI Excise Tax Based on Investment Income (Section 4940(a), 4940(b), 4940(e), or 4948—see page 18 of the instructions)			
1a Exempt operating foundations described in section 4940(d)(2), check here <input type="checkbox"/> and enter "N/A" on line 1		1	2,862
Date of ruling or determination letter _____ (attach copy of letter if necessary—see instructions)			
b Domestic foundations that meet the section 4940(e) requirements in Part V, check here <input checked="" type="checkbox"/> and enter 1% of Part I, line 27b			
c All other domestic foundations enter 2% of line 27b Exempt foreign organizations enter 4% of Part I, line 12, col (b)			
2 Tax under section 511 (domestic section 4947(a)(1) trusts and taxable foundations only Others enter -0-)		2	0
3 Add lines 1 and 2.		3	2,862
4 Subtitle A (income) tax (domestic section 4947(a)(1) trusts and taxable foundations only Others enter -0-)		4	0
5 Tax based on investment income. Subtract line 4 from line 3 If zero or less, enter -0-		5	2,862
6 Credits/Payments			
a 2013 estimated tax payments and 2012 overpayment credited to 2013	6a	6,535	
b Exempt foreign organizations—tax withheld at source	6b		
c Tax paid with application for extension of time to file (Form 8868)	6c		
d Backup withholding erroneously withheld	6d		
7 Total credits and payments Add lines 6a through 6d.		7	6,535
8 Enter any penalty for underpayment of estimated tax Check here <input checked="" type="checkbox"/> if Form 2220 is attached		8	
9 Tax due. If the total of lines 5 and 8 is more than line 7, enter amount owed		9	
10 Overpayment. If line 7 is more than the total of lines 5 and 8, enter the amount overpaid.		10	3,673
11 Enter the amount of line 10 to be Credited to 2014 estimated tax 3,673 Refunded		11	0

Part VII-A Statements Regarding Activities			
1a During the tax year, did the foundation attempt to influence any national, state, or local legislation or did it participate or intervene in any political campaign?		1a	No
b Did it spend more than \$100 during the year (either directly or indirectly) for political purposes (see page 19 of the instructions for definition)?		1b	No
If the answer is "Yes" to 1a or 1b, attach a detailed description of the activities and copies of any materials published or distributed by the foundation in connection with the activities.			
c Did the foundation file Form 1120-POL for this year?.		1c	No
d Enter the amount (if any) of tax on political expenditures (section 4955) imposed during the year (1) On the foundation \$ 0 (2) On foundation managers \$ 0			
e Enter the reimbursement (if any) paid by the foundation during the year for political expenditure tax imposed on foundation managers \$ 0			
2 Has the foundation engaged in any activities that have not previously been reported to the IRS?		2	No
If "Yes," attach a detailed description of the activities.			
3 Has the foundation made any changes, not previously reported to the IRS, in its governing instrument, articles of incorporation, or bylaws, or other similar instruments? If "Yes," attach a conformed copy of the changes		3	No
4a Did the foundation have unrelated business gross income of \$1,000 or more during the year?.		4a	No
b If "Yes," has it filed a tax return on Form 990-T for this year?.		4b	
5 Was there a liquidation, termination, dissolution, or substantial contraction during the year?		5	No
If "Yes," attach the statement required by General Instruction T.			
6 Are the requirements of section 508(e) (relating to sections 4941 through 4945) satisfied either <ul style="list-style-type: none">By language in the governing instrument, orBy state legislation that effectively amends the governing instrument so that no mandatory directions that conflict with the state law remain in the governing instrument?		6	Yes
7 Did the foundation have at least \$5,000 in assets at any time during the year? If "Yes," complete Part II, col. (c), and Part XV.		7	Yes
8a Enter the states to which the foundation reports or with which it is registered (see instructions) FL			
b If the answer is "Yes" to line 7, has the foundation furnished a copy of Form 990-PF to the Attorney General (or designate) of each state as required by General Instruction G? If "No," attach explanation .		8b	Yes
9 Is the foundation claiming status as a private operating foundation within the meaning of section 4942(j)(3) or 4942(j)(5) for calendar year 2013 or the taxable year beginning in 2013 (see instructions for Part XIV)? If "Yes," complete Part XIV		9	No
10 Did any persons become substantial contributors during the tax year? If "Yes," attach a schedule listing their names and addresses.		10	No

Part VII-A

Statements Regarding Activities *(continued)*

11	At any time during the year, did the foundation, directly or indirectly, own a controlled entity within the meaning of section 512(b)(13)? If "Yes," attach schedule (see instructions).	11		No
12	Did the foundation make a distribution to a donor advised fund over which the foundation or a disqualified person had advisory privileges? If "Yes," attach statement (see instructions)	12		No
13	Did the foundation comply with the public inspection requirements for its annual returns and exemption application?	13	Yes	
Website address ▶N/A				
14	The books are in care of ▶HELEN BROWN Telephone no ▶(813) 832-0582 Located at ▶PO BOX 18065 TAMPA FL ZIP +4 ▶33679			
15	Section 4947(a)(1) nonexempt charitable trusts filing Form 990-PF in lieu of Form 1041 —Check here ▶ <input type="checkbox"/> and enter the amount of tax-exempt interest received or accrued during the year ▶	15		
16	At any time during calendar year 2013, did the foundation have an interest in or a signature or other authority over a bank, securities, or other financial account in a foreign country?	16	Yes	No
See instructions for exceptions and filing requirements for Form TD F 90-22.1 If "Yes", enter the name of the foreign country ▶				

Part VII-B

Statements Regarding Activities for Which Form 4720 May Be Required

File Form 4720 if any item is checked in the "Yes" column, unless an exception applies.			Yes	No
1a	During the year did the foundation (either directly or indirectly) (1) Engage in the sale or exchange, or leasing of property with a disqualified person? <input type="checkbox"/> Yes <input checked="" type="checkbox"/> No (2) Borrow money from, lend money to, or otherwise extend credit to (or accept it from) a disqualified person?. <input type="checkbox"/> Yes <input checked="" type="checkbox"/> No (3) Furnish goods, services, or facilities to (or accept them from) a disqualified person? <input type="checkbox"/> Yes <input checked="" type="checkbox"/> No (4) Pay compensation to, or pay or reimburse the expenses of, a disqualified person? <input checked="" type="checkbox"/> Yes <input type="checkbox"/> No (5) Transfer any income or assets to a disqualified person (or make any of either available for the benefit or use of a disqualified person)?. <input type="checkbox"/> Yes <input checked="" type="checkbox"/> No (6) Agree to pay money or property to a government official? (Exception. Check "No" if the foundation agreed to make a grant to or to employ the official for a period after termination of government service, if terminating within 90 days). <input type="checkbox"/> Yes <input checked="" type="checkbox"/> No			
b	If any answer is "Yes" to 1a(1)–(6), did any of the acts fail to qualify under the exceptions described in Regulations section 53.4941(d)-3 or in a current notice regarding disaster assistance (see page 20 of the instructions)?. . . Organizations relying on a current notice regarding disaster assistance check here. ▶ <input type="checkbox"/>	1b		No
c	Did the foundation engage in a prior year in any of the acts described in 1a, other than excepted acts, that were not corrected before the first day of the tax year beginning in 2013?.	1c		No
2	Taxes on failure to distribute income (section 4942) (does not apply for years the foundation was a private operating foundation defined in section 4942(j)(3) or 4942(j)(5))			
a	At the end of tax year 2013, did the foundation have any undistributed income (lines 6d and 6e, Part XIII) for tax year(s) beginning before 2013?. <input type="checkbox"/> Yes <input checked="" type="checkbox"/> No If "Yes," list the years ▶ 20____, 20____, 20____, 20____			
b	Are there any years listed in 2a for which the foundation is not applying the provisions of section 4942(a)(2) (relating to incorrect valuation of assets) to the year's undistributed income? (If applying section 4942(a)(2) to all years listed, answer "No" and attach statement—see instructions).	2b		
c	If the provisions of section 4942(a)(2) are being applied to any of the years listed in 2a, list the years here ▶ 20____, 20____, 20____, 20____			
3a	Did the foundation hold more than a 2% direct or indirect interest in any business enterprise at any time during the year?. <input type="checkbox"/> Yes <input checked="" type="checkbox"/> No			
b	If "Yes," did it have excess business holdings in 2013 as a result of (1) any purchase by the foundation or disqualified persons after May 26, 1969, (2) the lapse of the 5-year period (or longer period approved by the Commissioner under section 4943(c)(7)) to dispose of holdings acquired by gift or bequest, or (3) the lapse of the 10-, 15-, or 20-year first phase holding period? (<i>Use Schedule C, Form 4720, to determine if the foundation had excess business holdings in 2013.</i>).	3b		
4a	Did the foundation invest during the year any amount in a manner that would jeopardize its charitable purposes?	4a		No
b	Did the foundation make any investment in a prior year (but after December 31, 1969) that could jeopardize its charitable purpose that had not been removed from jeopardy before the first day of the tax year beginning in 2013?	4b		No

Part VII-B

Statements Regarding Activities for Which Form 4720 May Be Required (continued)

5a During the year did the foundation pay or incur any amount to				
(1) Carry on propaganda, or otherwise attempt to influence legislation (section 4945(e))?		<input type="checkbox"/> Yes	<input checked="" type="checkbox"/> No	
(2) Influence the outcome of any specific public election (see section 4955), or to carry on, directly or indirectly, any voter registration drive?		<input type="checkbox"/> Yes	<input checked="" type="checkbox"/> No	
(3) Provide a grant to an individual for travel, study, or other similar purposes?		<input type="checkbox"/> Yes	<input checked="" type="checkbox"/> No	
(4) Provide a grant to an organization other than a charitable, etc , organization described in section 509(a)(1), (2), or (3), or section 4940(d)(2)? (see instructions).		<input type="checkbox"/> Yes	<input checked="" type="checkbox"/> No	
(5) Provide for any purpose other than religious, charitable, scientific, literary, or educational purposes, or for the prevention of cruelty to children or animals?		<input type="checkbox"/> Yes	<input checked="" type="checkbox"/> No	
b If any answer is "Yes" to 5a(1)–(5), did any of the transactions fail to qualify under the exceptions described in Regulations section 53.4945 or in a current notice regarding disaster assistance (see instructions)?		5b		
Organizations relying on a current notice regarding disaster assistance check here.				<input type="checkbox"/>
c If the answer is "Yes" to question 5a(4), does the foundation claim exemption from the tax because it maintained expenditure responsibility for the grant?				<input type="checkbox"/> Yes <input type="checkbox"/> No
If "Yes," attach the statement required by Regulations section 53.4945–5(d).				
6a Did the foundation, during the year, receive any funds, directly or indirectly, to pay premiums on a personal benefit contract?		<input type="checkbox"/> Yes <input checked="" type="checkbox"/> No		
b Did the foundation, during the year, pay premiums, directly or indirectly, on a personal benefit contract?		6b		No
If "Yes" to 6b, file Form 8870.				
7a At any time during the tax year, was the foundation a party to a prohibited tax shelter transaction?		<input type="checkbox"/> Yes <input checked="" type="checkbox"/> No		
b If yes, did the foundation receive any proceeds or have any net income attributable to the transaction?		7b		

Part VIII

Information About Officers, Directors, Trustees, Foundation Managers, Highly Paid Employees, and Contractors

1 List all officers, directors, trustees, foundation managers and their compensation (see instructions).				
(a) Name and address	(b) Title, and average hours per week devoted to position	(c) Compensation (If not paid, enter -0-)	(d) Contributions to employee benefit plans and deferred compensation	(e) Expense account, other allowances
DAVID R MURPHY	DIRECTOR	0	0	0
PO BOX 18065 TAMPA, FL 33679	5 00			
HELEN M BROWN	PRESIDENT	15,722	0	0
PO BOX 18065 TAMPA, FL 33679	10 00			
CAROLINE SNYDER	SECRETARY/TREASURER	0	0	0
PO BOX 18065 TAMPA, FL 33679	5 00			
MATHEW M HOLPSINGER	DIRECTOR	0	0	0
PO BOX 18065 TAMPA, FL 33679	5 00			
2 Compensation of five highest-paid employees (other than those included on line 1—see instructions). If none, enter "NONE."				
(a) Name and address of each employee paid more than \$50,000	(b) Title, and average hours per week devoted to position	(c) Compensation	(d) Contributions to employee benefit plans and deferred compensation	(e) Expense account, other allowances
NONE				
Total number of other employees paid over \$50,000.				0

Part VIII

Information About Officers, Directors, Trustees, Foundation Managers, Highly Paid Employees, and Contractors (continued)

3 Five highest-paid independent contractors for professional services (see instructions). If none, enter "NONE".		
(a) Name and address of each person paid more than \$50,000	(b) Type of service	(c) Compensation
NONE		
Total number of others receiving over \$50,000 for professional services.		0

Part IX-A

Summary of Direct Charitable Activities

List the foundation's four largest direct charitable activities during the tax year. Include relevant statistical information such as the number of organizations and other beneficiaries served, conferences convened, research papers produced, etc.	Expenses
1	
2	
3	
4	

Part IX-B

Summary of Program-Related Investments (see instructions)

Describe the two largest program-related investments made by the foundation during the tax year on lines 1 and 2	Amount
1	
2	
All other program-related investments. See page 24 of the instructions.	
3	
Total. Add lines 1 through 3.	0

Part X

Minimum Investment Return (All domestic foundations must complete this part. Foreign foundations, see instructions.)

1	Fair market value of assets not used (or held for use) directly in carrying out charitable, etc , purposes		
a	Average monthly fair market value of securities.	1a	5,203,473
b	Average of monthly cash balances.	1b	0
c	Fair market value of all other assets (see instructions).	1c	0
d	Total (add lines 1a, b, and c).	1d	5,203,473
e	Reduction claimed for blockage or other factors reported on lines 1a and 1c (attach detailed explanation).	1e	0
2	Acquisition indebtedness applicable to line 1 assets.	2	0
3	Subtract line 2 from line 1d.	3	5,203,473
4	Cash deemed held for charitable activities Enter 1 1/2% of line 3 (for greater amount, see instructions).	4	78,052
5	Net value of noncharitable-use assets. Subtract line 4 from line 3 Enter here and on Part V, line 4	5	5,125,421
6	Minimum investment return. Enter 5% of line 5.	6	256,271

Part XI

Distributable Amount (see instructions) (Section 4942(j)(3) and (j)(5) private operating foundations and certain foreign organizations check here ☐ and do not complete this part.)

1	Minimum investment return from Part X, line 6.	1	256,271
2a	Tax on investment income for 2013 from Part VI, line 5.	2a	2,862
b	Income tax for 2013 (This does not include the tax from Part VI).	2b	
c	Add lines 2a and 2b.	2c	2,862
3	Distributable amount before adjustments Subtract line 2c from line 1.	3	253,409
4	Recoveries of amounts treated as qualifying distributions.	4	0
5	Add lines 3 and 4.	5	253,409
6	Deduction from distributable amount (see instructions).	6	0
7	Distributable amount as adjusted Subtract line 6 from line 5 Enter here and on Part XIII, line 1.	7	253,409

Part XII

Qualifying Distributions (see instructions)

1	Amounts paid (including administrative expenses) to accomplish charitable, etc , purposes		
a	Expenses, contributions, gifts, etc —total from Part I, column (d), line 26.	1a	238,709
b	Program-related investments—total from Part IX-B.	1b	0
2	Amounts paid to acquire assets used (or held for use) directly in carrying out charitable, etc , purposes.	2	
3	Amounts set aside for specific charitable projects that satisfy the		
a	Suitability test (prior IRS approval required).	3a	
b	Cash distribution test (attach the required schedule).	3b	
4	Qualifying distributions. Add lines 1a through 3b Enter here and on Part V, line 8, and Part XIII, line 4	4	238,709
5	Foundations that qualify under section 4940(e) for the reduced rate of tax on net investment income Enter 1% of Part I, line 27b (see instructions).	5	2,862
6	Adjusted qualifying distributions. Subtract line 5 from line 4.	6	235,847
Note: The amount on line 6 will be used in Part V, column (b), in subsequent years when calculating whether the foundation qualifies for the section 4940(e) reduction of tax in those years			

Part XIII

Undistributed Income (see instructions)

	(a) Corpus	(b) Years prior to 2012	(c) 2012	(d) 2013
1 Distributable amount for 2013 from Part XI, line 7				253,409
2 Undistributed income, if any, as of the end of 2013				
a Enter amount for 2012 only.			1,635	
b Total for prior years 20____, 20____, 20____		0		
3 Excess distributions carryover, if any, to 2013				
a From 2008.				
b From 2009.				
c From 2010.				
d From 2011.				
e From 2012.				
f Total of lines 3a through e.	0			
4 Qualifying distributions for 2013 from Part XII, line 4 ▶ \$ 238,709				
a Applied to 2012, but not more than line 2a			1,635	
b Applied to undistributed income of prior years (Election required—see instructions).		0		
c Treated as distributions out of corpus (Election required—see instructions).	0			
d Applied to 2013 distributable amount.				237,074
e Remaining amount distributed out of corpus	0			
5 Excess distributions carryover applied to 2013 (If an amount appears in column (d), the same amount must be shown in column (a).)	0			0
6 Enter the net total of each column as indicated below:				
a Corpus Add lines 3f, 4c, and 4e Subtract line 5	0			
b Prior years' undistributed income Subtract line 4b from line 2b.		0		
c Enter the amount of prior years' undistributed income for which a notice of deficiency has been issued, or on which the section 4942(a) tax has been previously assessed.		0		
d Subtract line 6c from line 6b Taxable amount—see instructions		0		
e Undistributed income for 2012 Subtract line 4a from line 2a Taxable amount—see instructions			0	
f Undistributed income for 2013 Subtract lines 4d and 5 from line 1 This amount must be distributed in 2014				16,335
7 Amounts treated as distributions out of corpus to satisfy requirements imposed by section 170(b)(1)(F) or 4942(g)(3) (see instructions).	0			
8 Excess distributions carryover from 2008 not applied on line 5 or line 7 (see instructions). . . .	0			
9 Excess distributions carryover to 2014. Subtract lines 7 and 8 from line 6a	0			
10 Analysis of line 9				
a Excess from 2009. . . .				
b Excess from 2010. . . .				
c Excess from 2011. . . .				
d Excess from 2012. . . .				
e Excess from 2013. . . .				

Part XIV

1a If the foundation has received a ruling or determination letter that it is a private operating foundation, and the ruling is effective for 2013, enter the date of the ruling. . . .

Check box to indicate whether the organization is a private operating foundation described in section 4942(j)(3) or 4942(j)(5)

	Tax year	Prior 3 years			(e) Total
	(a) 2013	(b) 2012	(c) 2011	(d) 2010	
2a Enter the lesser of the adjusted net income from Part I or the minimum investment return from Part X for each year listed					
b 85% of line 2a					
c Qualifying distributions from Part XII, line 4 for each year listed					
d Amounts included in line 2c not used directly for active conduct of exempt activities					
e Qualifying distributions made directly for active conduct of exempt activities Subtract line 2d from line 2c					
3 Complete 3a, b, or c for the alternative test relied upon					
a "Assets" alternative test—enter					
(1) Value of all assets					
(2) Value of assets qualifying under section 4942(j)(3)(B)(i)					
b "Endowment" alternative test— enter 2/3 of minimum investment return shown in Part X, line 6 for each year listed.					
c "Support" alternative test—enter					
(1) Total support other than gross investment income (interest, dividends, rents, payments on securities loans (section 512(a)(5)), or royalties).					
(2) Support from general public and 5 or more exempt organizations as provided in section 4942(j)(3)(B)(iii).					
(3) Largest amount of support from an exempt organization					
(4) Gross investment income					

Part XV **Supplementary Information (Complete this part only if the organization had \$5,000 or more in assets at any time during the year—see instructions.)**

1 Information Regarding Foundation Managers:

■ List any managers of the foundation who have contributed more than 2% of the total contributions received by the foundation before the close of any tax year (but only if they have contributed more than \$5,000) (See section 507(d)(2))

• List any managers of the foundation who own 10% or more of the stock of a corporation (or an equally large portion of the ownership of a partnership or other entity) of which the foundation has a 10% or greater interest

2 Information Regarding Contribution, Grant, Gift, Loan, Scholarship, etc., Programs:

Check here ☒ if the foundation only makes contributions to preselected charitable organizations and does not accept unsolicited requests for funds. If the foundation makes gifts, grants, etc. (see instructions) to individuals or organizations under other conditions, complete items 2a, b, c, and d.

a The name, address, and telephone number of the person to whom applications should be addressed

b The form in which applications should be submitted and information and materials they should include

c Any submission deadlines

d Any restrictions or limitations on awards, such as by geographical areas, charitable fields, kinds of institutions, or other factors

Part XV

Supplementary Information (continued)

3 Grants and Contributions Paid During the Year or Approved for Future Payment

Recipient	If recipient is an individual, show any relationship to any foundation manager or substantial contributor	Foundation status of recipient	Purpose of grant or contribution	Amount
Name and address (home or business)				
a Paid during the year See Additional Data Table				
Total			3a	220,000
b Approved for future payment				
Total			3b	0

Enter gross amounts unless otherwise indicated

Part XVI-B Relationship of Activities to the Accomplishment of Exempt Purposes

Form **990-PF** (2013)

Form 990PF Part IV - Capital Gains and Losses for Tax on Investment Income - Columns a - d

(a) List and describe the kind(s) of property sold (e g , real estate, 2-story brick warehouse, or common stock, 200 shs MLC Co)	(b) How acquired P—Purchase D—Donation	(c) Date acquired (mo , day, yr)	(d) Date sold (mo , day, yr)
PUB TRADED SEC MERRILL LYNCH #02416 (LT)			
PUB TRADED SEC MERRILL LYNCH #02417 (ST)			
PUB TRADED SEC MERRILL LYNCH #02417 (LT)			
PUB TRADED SEC MERRILL LYNCH #02417 (ST)			
PUB TRADED SEC MERRILL LYNCH #02418 (ST)			
PUB TRADED SEC MERRILL LYNCH #02418 (LT)			
PUB TRADED SEC MERRILL LYNCH #02421 (ST)			
PUB TRADED SEC MERRILL LYNCH #02421 (LT)			
PUB TRADED SEC WELLS FARGO #9361 (ST)			
PUB TRADED SEC WELLS FARGO #9361 (LT)			
PUB TRADED SEC WELLS FARGO #9361 (LT)			
PUB TRADED SEC WELLS FARGO #9361 (LT)			


Form 990PF Part IV - Capital Gains and Losses for Tax on Investment Income - Columns e - h

(e) Gross sales price	(f) Depreciation allowed (or allowable)	(g) Cost or other basis plus expense of sale	(h) Gain or (loss) (e) plus (f) minus (g)
98,788		92,575	6,213
1,090,395		1,044,437	45,958
280,312		211,296	69,016
26,714		26,256	458
962,938		881,898	81,040
20,171		17,695	2,476
76,495		78,855	-2,360
113,827		110,808	3,019
15,565		13,865	1,700
2,488		2,375	113
212,008		203,532	8,476
18,608		18,608	0

Form 990PF Part IV - Capital Gains and Losses for Tax on Investment Income - Columns i - l

Complete only for assets showing gain in column (h) and owned by the foundation on 12/31/69			(l) Gains (Col (h) gain minus col (k), but not less than -0-) or Losses (from col (h))
(i) F M V as of 12/31/69	(j) Adjusted basis as of 12/31/69	(k) Excess of col (i) over col (j), if any	
			6,213
			45,958
			69,016
			458
			81,040
			2,476
			-2,360
			3,019
			1,700
			113
			8,476
			0


Form 990PF Part XV Line 3 - Grants and Contributions Paid During the Year or Approved for Future Payment

Recipient	If recipient is an individual, show any relationship to any foundation manager or substantial contributor	Foundation status of recipient	Purpose of grant or contribution	Amount
Name and address (home or business)				
a <i>Paid during the year</i>				
ABLE BROWN MINISTRIES 2921 N 29TH STREET TAMPA,FL 33605	NONE	PUBLIC	HEALTH	2,500
AMERICAN ENTERPRISE INSTITUTE 1150 SEVENTEENTH STREET NW WASHINGTON,DC 20036	NONE	PUBLIC	EDUCATION	2,500
ART FOR AUTISM 500 N WILLOW STE 101 TAMPA,FL 33606	NONE	PUBLIC	EDUCATION	1,000
BEST BUDDIES 2415 S HIMES AVE TAMPA,FL 33629	NONE	PUBLIC	EDUCATION	1,000
BETHUNE COOKMAN COLLEGE 640 DR MARY MCLEOD BETHUNE BLVD DAYTONA BEACH,FL 32114	NONE	PUBLIC	EDUCATION	1,000
CAMELOT COMMUNITY CARE 5463 WEST WATERS AVENUE SUITE 850 TAMPA,FL 33634	NONE	PUBLIC	HEALTH	2,500
CARD UNIVERSITY OF SOUTH FLORIDA 13301 BRUCE B DOWNS BLVDMHC 2113A TAMPA,FL 33612	NONE	PUBLIC	EDUCATION	1,000
FIRST PRESBYTERIAN CHURCH 412 E ZACK ST TAMPA,FL 33602	NONE	PUBLIC	RELIGIOUS	2,500
FRAMEWORKS OF TAMPA BAY 402 EAST OAK AVENUE TAMPA,FL 33602	NONE	PUBLIC	EDUCATION	6,000
GIRL SCOUTS OF WEST CENTRAL FLORIDA 4610 EISENHOWER BLVD TAMPA,FL 33609	NONE	PUBLIC	EDUCATION	1,000
GOLD SHIELD FOUNDATION PO BOX 271791 TAMPA,FL 33688	NONE	PUBLIC	HEALTH	1,000
HERITAGE FOUNDATION 214 MASSACHUSETTS AVE WASHINGTON,DC 20002	NONE	PUBLIC	EDUCATION	2,000
JAMES MADISON INSTITUTE 100 N DUVAL STREET TALLAHASSEE,FL 32301	NONE	PUBLIC	EDUCATION	1,000
JESUIT HIGH SCHOOL 4701 N HIMES AVE TAMPA,FL 33614	NONE	PUBLIC	EDUCATION	3,000
LOWRY PARK ZOO 1101 WEST SLIGH AVENUE TAMPA,FL 33604	NONE	PUBLIC	EDUCATION	75,000
Total  3a				220,000


Form 990PF Part XV Line 3 - Grants and Contributions Paid During the Year or Approved for Future Payment

Recipient	If recipient is an individual, show any relationship to any foundation manager or substantial contributor	Foundation status of recipient	Purpose of grant or contribution	Amount
Name and address (home or business)				
a Paid during the year				
MARY LEE'S HOUSE 2806 N ARMENIA AVE TAMPA,FL 33607	NONE	PUBLIC	HEALTH	5,000
MEALS ON WHEELS 500 W HILLSBOROUGH AVE TAMPA,FL 33603	NONE	PUBLIC	HEALTH	2,000
MOFFITT CANCER CENTER FOUNDATION 12902 MAGNOLIA DRIVE TAMPA,FL 33612	NONE	PUBLIC	HEALTH	5,000
SALESIAN SISTERS 659 BELMONT AVE NORTH HALDEDON,NJ 07508	NONE	PUBLIC	HEALTH	3,000
SOUTH TAMPA YOUNG LIFE 3501 W SAN JOSE STREET TAMPA,FL 33629	NONE	PUBLIC	EDUCATION	1,500
ST ANDREWS EPISCOPAL CHURCH 99 ACADEMY ST CANTON,NC 28716	NONE	PUBLIC	RELIGIOUS	1,000
ST JOHNS EPISCOPAL CHURCH 902 S ORLEANS AVE TAMPA,FL 33606	NONE	PUBLIC	RELIGIOUS	5,000
ST JOHNS EPISCOPAL SCHOOL 902 S ORLEANS AVE TAMPA,FL 33606	NONE	PUBLIC	EDUCATION	2,000
ST JOSEPHS HOSPITAL FOUNDATION SUITE 15 3001 W DR MARTIN LUTHER KING JR BLVD TAMPA,FL 33607	NONE	PUBLIC	HEALTH	2,000
ST LAWRENCE CATHOLIC CHURCH 5225 N HIMES AVE TAMPA,FL 33614	NONE	PUBLIC	RELIGIOUS	1,000
ST PETER CLAVER SCHOOL 1401 N GOVERNOR STREET TAMPA,FL 33602	NONE	PUBLIC	EDUCATION	1,000
TAMPA BAY HISTORY CENTER 801 OLD WATER STREET TAMPA,FL 33602	NONE	PUBLIC	EDUCATION	25,000
TAMPA THEATRE 711 N FRANKLIN STREET TAMPA,FL 33602	NONE	PUBLIC	EDUCATION	1,000
THE CHILDRENS HOME INC 10909 MEMORIAL HWY TAMPA,FL 33615	NONE	PUBLIC	HEALTH	1,000
TURNERS SYNDROME SOCIETY 11250 W ROAD SUITE G HOUSTON,TX 77065	NONE	PUBLIC	HEALTH	1,000
Total 3a				220,000

Form 990PF Part XV Line 3 - Grants and Contributions Paid During the Year or Approved for Future Payment

Recipient	If recipient is an individual, show any relationship to any foundation manager or substantial contributor	Foundation status of recipient	Purpose of grant or contribution	Amount
Name and address (home or business)				
a <i>Paid during the year</i>				
UNIVERSITY OF TAMPA 401 W KENNEDY BLVD TAMPA,FL 33606	NONE	PUBLIC	EDUCATION	10,000
WAKE FOREST UNIVERSITY 1834 WAKE FOREST ROAD WINSTONSALEM,NC 27106	NONE	PUBLIC	EDUCATION	2,000
YOUNG LIFE AFRICA 3501 W SAN JOSE STREET TAMPA,FL 33629	NONE	PUBLIC	EDUCATION	2,000
CHILDRENS CANCER CENTER 4901 W CYPRESS ST TAMPA,FL 33607	NONE	PUBLIC	HEALTH	5,000
CHURCH OF THE GOOD SHEPARD 103 E LIBERTY STREET YORK,SC 29745	NONE	PUBLIC	RELIGION	2,000
CHURCH OF THE TRANSFIGURATION 72 CHARLES STREET SALUDA,NC 28773	NONE	PUBLIC	RELIGION	2,000
EASTER SEALS 2401 E HENRY AVE TAMPA,FL 33610	NONE	PUBLIC	COMMUNITY	2,000
EL BUEN PASTOR 4637 TIM ROAD WINSTONSALEM,NC 27106	NONE	PUBLIC	COMMUNITY	2,000
QUANTUM LEAP FARMS 10401 WOODSTOCK ROAD ODESSA,FL 33556	NONE	PUBLIC	COMMUNITY	2,000
LADY PANTHERS BASKETBALL 2415 S HIMES AVE TAMPA,FL 33629	NONE	PUBLIC	EDUCATION	2,500
PLANT ACADEMIC FOUNDATION 2415 S HIMES AVE TAMPA,FL 33629	NONE	PUBLIC	EDUCATION	1,000
UNIVERSITY OF TAMPA PSYCHIATRY CENTER 3515 E FLETCHER AVE MDC14 TAMPA,FL 33613	NONE	PUBLIC	EDUCATION	1,000
ROTC GOLF 401 W KENNEDY BLVD TAMPA,FL 33606	NONE	PUBLIC	EDUCATION	500
SHRINERS HOSPITAL 2900 N ROCKY POINT DRIVE TAMPA,FL 33607	NONE	PUBLIC	HEALTH	2,500
AUTISM SOCIETY 4340 EAST-WEST HIGHWAY SUITE 350 BETHESDA,MD 20814	NONE	PUBLIC	HEALTH	1,000
Total  3a				220,000

Form 990PF Part XV Line 3 - Grants and Contributions Paid During the Year or Approved for Future Payment

Recipient	If recipient is an individual, show any relationship to any foundation manager or substantial contributor	Foundation status of recipient	Purpose of grant or contribution	Amount
Name and address (home or business)				
a <i>Paid during the year</i>				
ST FRANCIS THE EPISCOPAL CHURCH 10033 RIVER ROAD POTOMAC,MD 20854	NONE	PUBLIC	RELIGION	1,000
UNIVERSITY OF TAMPA MUSIC PROGRAM 3515 E FLETCHER AVE TAMPA,FL 33613	NONE	PUBLIC	EDUCATION	1,000
UNIVERSITY OF TAMPA ROTC 3515 E FLETCHER AVE TAMPA,FL 33613	NONE	PUBLIC	EDUCATION	10,000
AUBURN 23 SAMFORD HALL AUBURN,AL 36849	NONE	PUBLIC	EDUCATION	1,000
YOUNG LIFE CAPERNAUM PO BOX 520 COLORADO SPRINGS,CO 80901	NONE	PUBLIC	COMMUNITY	10,000
Total  3a				220,000

TY 2013 Accounting Fees Schedule

Name: THE LOWRY MURPHEY FAMILY FOUNDATION INC

EIN: 59-2824550

Category	Amount	Net Investment Income	Adjusted Net Income	Disbursements for Charitable Purposes
ACCOUNTING FEES	2,500	1,250		1,250

TY 2013 Investments Corporate
 Stock Schedule

Name: THE LOWRY MURPHEY FAMILY FOUNDATION INC
 EIN: 59-2824550

Name of Stock	End of Year Book Value	End of Year Fair Market Value
MERRILL LYNCH #02416 - 1000 SHARES,BANK OF AMERICA CORP	19,580	15,570
MERRILL LYNCH #02416 - 1000 SHARES,CAMAC ENERGY INC	3,280	1,480
MERRILL LYNCH #02416 - 1000 SHARES,CAMAC ENERGY INC	3,019	1,480
MERRILL LYNCH #02416 - 1000 SHARES,CAMAC ENERGY INC	2,830	1,480
MERRILL LYNCH #02416 - 100 SHARES,CITIGROUP INC COM NEW	11,445	5,211
MERRILL LYNCH #02416 - 100 SHARES,CITIGROUP INC COM NEW	3,955	5,211
MERRILL LYNCH #02416 - 100 SHARES,CITIGROUP INC COM NEW	3,630	5,211
MERRILL LYNCH #02416 - 100 SHARES,CITIGROUP INC COM NEW	4,130	5,211
MERRILL LYNCH #02416 - 100 SHARES,CITIGROUP INC COM NEW	4,080	5,211
MERRILL LYNCH #02416 - 100 SHARES,CITIGROUP INC COM NEW	4,030	5,211
MERRILL LYNCH #02416 - 1000 SHARES,CISCO SYSTEMS INC	25,240	22,430
MERRILL LYNCH #02416 - 1000 SHARES,CISCO SYSTEMS INC	24,400	22,430
MERRILL LYNCH #02416 - 200 SHARES,GOLDMAN SACHS GROUP INC	36,226	35,452
MERRILL LYNCH #02416 - 1000 SHARES,OCH-ZIFF CAPTL MANGMT GR	14,570	14,800
MERRILL LYNCH #02417 - 500 SHARES,ALASKA AIR GROUP INC COM	30,825	36,685
MERRILL LYNCH #02417 - 322 SHARES,ASBURY AUTOMOTIVE GROUP	17,139	17,304
MERRILL LYNCH #02417 - 358 SHARES,ASBURY AUTOMOTIVE GROUP	18,859	19,239
MERRILL LYNCH #02417 - 725 SHARES,AVAGO TECHNOLOGIES LTD	30,546	38,337
MERRILL LYNCH #02417 - 175 SHARES,ACT AVIS PLC SHS	27,585	29,400
MERRILL LYNCH #02417 - 100 SHARES,ANADARKO PETE CORP	7,717	7,932
MERRILL LYNCH #02417 - 125 SHARES,ANADARKO PETE CORP	9,369	9,915
MERRILL LYNCH #02417 - 75 SHARES,ANADARKO PETE CORP	6,666	5,949
MERRILL LYNCH #02417 - 30 SHARES,APPLE INC	5,793	16,831
MERRILL LYNCH #02417 - 50 SHARES,APPLE INC	15,178	28,051
MERRILL LYNCH #02417 - 475 SHARES,AUTOMATIC DATA PROC	34,273	38,380
MERRILL LYNCH #02417 - 325 SHARES,CIGNA CORP	24,667	28,431
MERRILL LYNCH #02417 - 15 SHARES,CIGNA CORP	1,175	1,312
MERRILL LYNCH #02417 - 325 SHARES,DRIL QUIP	32,834	35,727
MERRILL LYNCH #02417 - 250 SHARES,DISCOVER FINL SVCS	10,014	13,988
MERRILL LYNCH #02417 - 20 SHARES,DISCOVER FINL SVCS	1,009	1,119

Name of Stock	End of Year Book Value	End of Year Fair Market Value
MERRILL LYNCH #02417 - 375 SHARES,DISCOVER FINL SVCS	19,490	20,981
MERRILL LYNCH #02417 - 530 SHARES,DU PONT E I DE NEMOURS	29,189	34,434
MERRILL LYNCH #02417 - 300 SHARES,EXXON MOBIL CORP	25,038	30,360
MERRILL LYNCH #02417 - 400 SHARES,GILEAD SCIENCES INC COM	16,080	30,040
MERRILL LYNCH #02417 - 450 SHARES,HALLIBURTON COMPANY	22,656	22,838
MERRILL LYNCH #02417 - 425 SHARES,HONEYWELL INTL INC DEL	25,687	38,832
MERRILL LYNCH #02417 - 475 SHARES,HCA HOLDINGS INC SHS	22,370	22,662
MERRILL LYNCH #02417 - 275 SHARES,HELMERICH PAYNE INC	21,841	23,122
MERRILL LYNCH #02417 - 2000 SHARES,HUNTNGTN BANCSHS INC MD	17,060	19,300
MERRILL LYNCH #02417 - 590 SHARES,INTEL CORP	13,368	15,313
MERRILL LYNCH #02417 - 825 SHARES,INTEL CORP	19,820	21,413
MERRILL LYNCH #02417 - 307 SHARES,JOHNSON AND JOHNSON COM	19,571	28,118
MERRILL LYNCH #02417 - 335 SHARES,KRAFT FOODS GROUP INC SHS	17,921	18,060
MERRILL LYNCH #02417 - 200 SHARES,LAS VEGAS SANDS CORP	9,440	15,774
MERRILL LYNCH #02417 - 35 SHARES,LAS VEGAS SANDS CORP	1,994	2,760
MERRILL LYNCH #02417 - 375 SHARES,LEAR CORP SHS	29,483	30,364
MERRILL LYNCH #02417 - 825 SHARES,LEVEL 3 COMMUNICATNS INC COM NEW	25,311	27,365
MERRILL LYNCH #02417 - 150 SHARES,LEVEL 3 COMMUNICATNS INC COM NEW	4,508	4,976
MERRILL LYNCH #02417 - 225 SHARES,MCDONALDS CORP COM	20,814	21,832
MERRILL LYNCH #02417 - 1835 SHARES,MICRON TECHNOLOGY INC	24,884	39,911
MERRILL LYNCH #02417 - 90 SHARES,MICRON TECHNOLOGY INC	1,263	1,958
MERRILL LYNCH #02417 - 300 SHARES,MOOG INC CLA	15,151	20,382
MERRILL LYNCH #02417 - 150 SHARES,MOOG INC CLA	7,555	10,191
MERRILL LYNCH #02417 - 30 SHARES,MOOG INC CL A	1,685	2,038
MERRILL LYNCH #02417 - 238 SHARES,NEXTERA ENERGY INC SHS	9,948	20,378
MERRILL LYNCH #02417 - 250 SHARES,OCCIDENTAL PETE CORP CAL	22,343	23,775
MERRILL LYNCH #02417 - 800 SHARES,PACKAGING CORP AMERICA	34,582	50,624
MERRILL LYNCH #02417 - 475 SHARES,PRUDENTIAL FINANCIAL INC	33,837	43,805
MERRILL LYNCH #02417 - 100 SHARES,REGENERON PHARMACTCLS	30,061	27,524
MERRILL LYNCH #02417 - 1.485 SHARES,SWIFT TRANSPORTATION COMPANY INC	24,793	32,982

Name of Stock	End of Year Book Value	End of Year Fair Market Value
MERRILL LYNCH #02417 - 5 SHARES,SWIFT TRANSPORTATION COMPANY INC	92	111
MERRILL LYNCH #02417 - 115 SHARES,TJX COS INC NEW	5,949	7,329
MERRILL LYNCH #02417 - 145 SHARES,T JX COS INC NEW	7,598	9,241
MERRILL LYNCH #02417 - 250 SHARES,TEAM HEALTH HOLDINGS INC	11,944	11,388
MERRILL LYNCH #02417 - 225 SHARES,TEAM HEALTH HOLDINGS INC	10,879	10,249
MERRILL LYNCH #02417 - 300 SHARES,3M COMPANY	28,031	42,075
MERRILL LYNCH #02417 - 900 SHARES,UBIQUITI NETWORKS INC	32,037	41,364
MERRILL LYNCH #02417 - 525 SHARES,U S SILICA HLDGS INC	15,251	17,908
MERRILL LYNCH #02417 - 250 SHARES,UNITED TECHS CORP	20,998	28,450
MERRILL LYNCH #02417 - 250 SHARES,WHIRLPOOL CORP	27,936	39,215
MERRILL LYNCH #02417 - 575 SHARES,WELLS FARGO & CO NEW DEL	20,036	26,105
MERRILL LYNCH #02417 - 45 SHARES,WELLS FARGO & CO NEW DEL	1,950	2,043
MERRILL LYNCH #02417 - 100 SHARES,SPDR GOLD TRUST	8,516	11,612
MERRILL LYNCH #02418 - 550 SHARES,AUTOMATIC DATA PROC	31,972	44,439
MERRILL LYNCH #02418 - 200 SHARES,AUTOMATIC DATA PROC	11,664	16,160
MERRILL LYNCH #02418 - 1620 SHARES,CSX CORP	41,208	46,607
MERRILL LYNCH #02418 - 300 SHARES,CHEVRON CORP	32,898	37,473
MERRILL LYNCH #02418 - 100 SHARES,CHEVRON CORP	11,105	12,491
MERRILL LYNCH #02418 - 695 SHARES,DU PONT E I DE NEMOURS	41,312	45,154
MERRILL LYNCH #02418 - 350 SHARES,EXXON MOBIL CORP	31,182	35,420
MERRILL LYNCH #02418 - 125 SHARES,EXXON MOBIL CORP	11,133	12,650
MERRILL LYNCH #02418 - 600 SHARES,EMERSON ELEC CO	31,765	42,108
MERRILL LYNCH #02418 - 200 SHARES,EMERSON ELEC CO	10,693	14,036
MERRILL LYNCH #02418 - 875 SHARES,GLAXOSMITHKLLNE PLC	45,483	46,716
MERRILL LYNCH #02418 - 750 SHARES,GENERAL MILLS	31,140	37,433
MERRILL LYNCH #02418 - 300 SHARES,GENERAL MILLS	12,422	14,973
MERRILL LYNCH #02418 - 580 SHARES,GENUINE PARTS CO	48,237	48,250
MERRILL LYNCH #02418 - 500 SHARES,HOME DEPOT INC	31,500	41,170
MERRILL LYNCH #02418 - 200 SHARES,HOME DEPOT INC	12,485	16,468
MERRILL LYNCH #02418 - 112 SHARES,JOHNSON AND JOHNSON	7,971	10,258

Name of Stock	End of Year Book Value	End of Year Fair Market Value
MERRILL LYNCH #02418 - 8 SHARES,JOHNSON AND JOHNSON	575	733
MERRILL LYNCH #02418 - 330 SHARES,JOHNSON AND JOHNSON	23,360	30,225
MERRILL LYNCH #02418 - 150 SHARES,JOHNSON AND JOHNSON	10,650	13,739
MERRILL LYNCH #02418 - 1.33 SHARES,LINEAR TECHNOLOGY CORP	53,683	60,582
MERRILL LYNCH #02418 - 350 SHARES,MCDONALDS CORP	31,659	33,961
MERRILL LYNCH #02418 - 125 SHARES,MCDONALDS CORP	11,292	12,129
MERRILL LYNCH #02418 - 430 SHARES,NORTHROP GRUMMAN CORP	41,018	49,282
MERRILL LYNCH #02418 - 950 SHARES,PAYCHEX INC	31,583	43,254
MERRILL LYNCH #02418 - 350 SHARES,PAYCHEX INC	11,584	15,936
MERRILL LYNCH #02418 - 860 SHARES,PROCTER & GAMBLE CO	65,248	70,013
MERRILL LYNCH #02418 - 545 SHARES,RAYTHEON CO DELAWARE NEW	41,313	49,432
MERRILL LYNCH #02418 - 400 SHARES,UNITED TECHS CORP	32,668	45,520
MERRILL LYNCH #02418 - 125 SHARES,UNITED TECHS CORP	10,428	14,225
MERRILL LYNCH #02418 - 450 SHARES,WAL-MART STORES INC	31,095	35,411
MERRILL LYNCH #02418 - 175 SHARES,WAL-MART STORES INC	12,102	13,771
MERRILL LYNCH #02420 - 4800 SHARES,ISHARES MSCI EAFE	269,472	322,056
MERRILL LYNCH #02420 - 1085 SHARES,ISHARES MSCI EMERGING	47,046	45,348
WELLS FARGO #9361 - 196 SHARES,ADOBE SYSTEMS INC	7,051	11,736
WELLS FARGO #9361 - 50 SHARES,AIR PRODUCTS & CHEMICALS	3,573	5,589
WELLS FARGO #9361 - 5 SHARES,AIR PRODUCTS & CHEMICALS	421	559
WELLS FARGO #9361 - 5 SHARES,AIR PRODUCTS & CHEMICALS	470	559
WELLS FARGO #9361 - 5 SHARES,AIR PRODUCTS & CHEMICALS	474	559
WELLS FARGO #9361 - 255 SHARES,AKAMAI TECH INC M	9,514	12,031
WELLS FARGO #9361 - 205 SHARES,AL TRIA GROUP INC M	4,922	7,870
WELLS FARGO #9361 - 36 SHARES,AMAZON COM INC	2,976	14,356
WELLS FARGO #9361 - 24 SHARES,AMAZON COM INC	2,887	9,571
WELLS FARGO #9361 - 160 SHARES,AMERICAN EXPRESS COMP M	8,514	14,517
WELLS FARGO #9361 - 37 SHARES,AMERICAN TOWER CORP	2,760	2,953
WELLS FARGO #9361 - 33 SHARES,AMERICAN TOWER CORP	2,560	2,634
WELLS FARGO #9361 - 20 SHARES,AMERICAN TOWER CORP	1,438	1,596

Name of Stock	End of Year Book Value	End of Year Fair Market Value
WELLS FARGO #9361 - 50 SHARES,AMGEN INC	2,668	5,704
WELLS FARGO #9361 - 190 SHARES,ANHEUSER BUSCH INBEV M	11,499	20,227
WELLS FARGO #9361 - 58 SHARES,APPLE INC	6,966	32,539
WELLS FARGO #9361 - 120 SHARES,AT&TINC	3,066	4,219
WELLS FARGO #9361 - 5 SHARES,AT&TINC	187	176
WELLS FARGO #9361 - 5 SHARES,AT&TINC	183	176
WELLS FARGO #9361 - 10 SHARES,AT&TINC	354	352
WELLS FARGO #9361 - 175 SHARES,BANK NEW YORK MELLON M	4,893	6,115
WELLS FARGO #9361 - 45 SHARES,BED BATH & BEYOND INC	1,723	3,614
WELLS FARGO #9361 - 25 SHARES,BED BATH & BEYOND INC	1,594	2,008
WELLS FARGO #9361 - 25 SHARES,BIOGEN IDEC INC	4,871	6,989
WELLS FARGO #9361 - 20 SHARES,BIOGEN IDEC INC	4,793	5,591
WELLS FARGO #9361 - 40 SHARES,BLACKROCK INC	6,049	12,659
WELLS FARGO #9361 - 5 SHARES,BLACKROCK INC	1,354	1,582
WELLS FARGO #9361 - 85 SHARES,BRISTOL MYERS SQUIBB	3,884	4,518
WELLS FARGO #9361 - 70 SHARES,BROADCOM CORP	2,331	2,075
WELLS FARGO #9361 - 30 SHARES,BROADCOM CORP	1,009	889
WELLS FARGO #9361 - 140 SHARES,BROADCOM CORP	4,649	4,150
WELLS FARGO #9361 - 5 SHARES,BROADCOM CORP	182	148
WELLS FARGO #9361 - 45 SHARES,BROADCOM CORP	1,572	1,334
WELLS FARGO #9361 - 15 SHARES,BROADCOM CORP	377	445
WELLS FARGO #9361 - 210 SHARES,CAMERON INTERNATINL C M	11,180	12,501
WELLS FARGO #9361 - 65 SHARES,CAPITAL ONE FINANCIAL	3,499	4,980
WELLS FARGO #9361 - 20 SHARES,CAPITAL ONE FINANCIAL	1,080	1,532
WELLS FARGO #9361 - 5 SHARES,CAPITAL ONE FINANCIAL	309	383
WELLS FARGO #9361 - 15 SHARES,CATERPILLAR INC	1,237	1,362
WELLS FARGO #9361 - 15 SHARES,CATERPILLAR INC	1,315	1,362
WELLS FARGO #9361 - 35 SHARES,CATERPILLAR INC	3,037	3,178
WELLS FARGO #9361 - 10 SHARES,CATERPILLAR INC	867	908
WELLS FARGO #9361 - 20 SHARES,CATERPILLAR INC	1,633	1,816

Name of Stock	End of Year Book Value	End of Year Fair Market Value
WELLS FARGO #9361 - 80 SHARES,CELGENE CORP	4,182	13,517
WELLS FARGO #9361 - 25 SHARES,CELGENE CORP	1,310	4,224
WELLS FARGO #9361 - 25 SHARES,CHECK POINT SOFTWARE	1,226	1,612
WELLS FARGO #9361 - 25 SHARES,CHECK POINT SOFTWARE	1,233	1,612
WELLS FARGO #9361 - 10 SHARES,CHECK POINT SOFTWARE	503	645
WELLS FARGO #9361 - 22 SHARES,CHECK POINT SOFTWARE	1,124	1,419
WELLS FARGO #9361 - 18 SHARES,CHECK POINT SOFTWARE	920	1,161
WELLS FARGO #9361 - 120 SHARES,CHEVRON CORPORATION	13,096	14,989
WELLS FARGO #9361 - 100 SHARES,CITIGROUP INC NEW	5,004	5,211
WELLS FARGO #9361 - 30 SHARES,CITRIX SYSTEMS INC	1,896	1,898
WELLS FARGO #9361 - 30 SHARES,CITRIX SYSTEMS INC	1,799	1,898
WELLS FARGO #9361 - 5 SHARES,CITRIX SYSTEMS INC	342	316
WELLS FARGO #9361 - 25 SHARES,CITRIX SYSTEMS INC	1,601	1,581
WELLS FARGO #9361 - 70 SHARES,CITRIX SYSTEMS INC	4,540	4,428
WELLS FARGO #9361 - 15 SHARES,CITRIX SYSTEMS INC	1,007	949
WELLS FARGO #9361 - 25 SHARES,CME GROUP INC	1,516	1,962
WELLS FARGO #9361 - 25 SHARES,CME GROUP INC	1,553	1,962
WELLS FARGO #9361 - 25 SHARES,CME GROUP INC	1,498	1,962
WELLS FARGO #9361 - 10 SHARES,CME GROUP INC	600	785
WELLS FARGO #9361 - 220 SHARES,COCA-COLA COMPANY	5,954	9,088
WELLS FARGO #9361 - 30 SHARES,COCA-COLA COMPANY	1,204	1,239
WELLS FARGO #9361 - 20 SHARES,COCA-COLA COMPANY	809	826
WELLS FARGO #9361 - 30 SHARES,COCA-COLA COMPANY	1,197	1,239
WELLS FARGO #9361 - 90 SHARES,COMCASTCORPCLASPL	2,094	4,489
WELLS FARGO #9361 - 195 SHARES,COMCASTCORPCLASPL	4,686	9,727
WELLS FARGO #9361 - 25 SHARES,COMCASTCORPCLASPL	979	1,247
WELLS FARGO #9361 - 50 SHARES,CONOCOPHILLIPS	2,054	3,533
WELLS FARGO #9361 - 25 SHARES,CONOCOPHILLIPS	1,479	1,766
WELLS FARGO #9361 - 5 SHARES,CONOCOPHILLIPS	313	353
WELLS FARGO #9361 - 225 SHARES,CROWN HOLDINGS INC	8,148	10,028

Name of Stock	End of Year Book Value	End of Year Fair Market Value
WELLS FARGO #9361 - 510 SHARES,CVSCAREMARKCORP	17,766	36,501
WELLS FARGO #9361 - 230 SHARES,DISH NETWORK CORP	4,482	13,322
WELLS FARGO #9361 - 20 SHARES,DISH NETWORK CORP	734	1,158
WELLS FARGO #9361 - 10 SHARES,DISH NETWORK CORP	391	579
WELLS FARGO #9361 - 10 SHARES,DISH NETWORK CORP	390	579
WELLS FARGO #9361 - 30 SHARES,DISH NETWORK CORP	1,342	1,738
WELLS FARGO #9361 - 45 SHARES,DISH NETWORK CORP	2,135	2,606
WELLS FARGO #9361 - 186 SHARES,DISNEY WALT COMPANY	5,526	14,210
WELLS FARGO #9361 - 40 SHARES,E M C CORP MASS	946	1,006
WELLS FARGO #9361 - 180 SHARES,E M C CORP MASS	4,468	4,527
WELLS FARGO #9361 - 80 SHARES,E M C CORP MASS	1,884	2,012
WELLS FARGO #9361 - 10 SHARES,E M C CORP MASS	249	252
WELLS FARGO #9361 - 40 SHARES,E M C CORP MASS	1,018	1,006
WELLS FARGO #9361 - 60 SHARES,EATON CORP PLC	3,114	4,567
WELLS FARGO #9361 - 55 SHARES,EATON CORP PLC	3,253	4,187
WELLS FARGO #9361 - 10 SHARES,EATON CORP PLC	678	761
WELLS FARGO #9361 - 170 SHARES,EBAYINC	3,564	9,327
WELLS FARGO #9361 - 65 SHARES,EBAYINC	1,368	3,566
WELLS FARGO #9361 - 20 SHARES,EBAYINC	1,083	1,097
WELLS FARGO #9361 - 5 SHARES,EBAYINC	272	274
WELLS FARGO #9361 - 30 SHARES,EBAYINC	1,695	1,646
WELLS FARGO #9361 - 45 SHARES,EXPRESS SCRIPTS HLDG CO	2,122	3,161
WELLS FARGO #9361 - 15 SHARES,EXPRESS SCRIPTS HLDG CO	780	1,054
WELLS FARGO #9361 - 40 SHARES,EXPRESS SCRIPTS HLDG CO	2,300	2,810
WELLS FARGO #9361 - 21.81481 SHARES,EXXON MOBIL CORP	1,567	2,208
WELLS FARGO #9361 - 48.55555 SHARES,EXXON MOBIL CORP	3,173	4,914
WELLS FARGO #9361 - 9.14814 SHARES,EXXON MOBIL CORP	480	926
WELLS FARGO #9361 - 17.59259 SHARES,EXXON MOBIL CORP	1,041	1,780
WELLS FARGO #9361 - 16.88891 SHARES,EXXON MOBIL CORP	1,137	1,709
WELLS FARGO #9361 - 11 SHARES,EXXON MOBIL CORP	1,027	1,113

Name of Stock	End of Year Book Value	End of Year Fair Market Value
WELLS FARGO #9361 - 85 SHARES,FACEBOOK INC	2,329	4,645
WELLS FARGO #9361 - 55 SHARES,FACEBOOK INC	1,437	3,006
WELLS FARGO #9361 - 80 SHARES,FACEBOOK INC	1,830	4,372
WELLS FARGO #9361 - 720 SHARES,GENERAL ELECTRIC COMPANY	10,944	20,182
WELLS FARGO #9361 - 30 SHARES,GENERAL ELECTRIC COMPANY	708	841
WELLS FARGO #9361 - 165 SHARES,GENERAL ELECTRIC COMPANY	4,328	4,625
WELLS FARGO #9361 - 18 SHARES,GOOGLE INC CL A	7,004	20,173
WELLS FARGO #9361 - 4 SHARES,GOOGLE INC CL A	3,396	4,483
WELLS FARGO #9361 - 21 SHARES,GRAINGER W W INC	5,291	5,364
WELLS FARGO #9361 - 1 SHARES,GRAINGER W W INC	253	255
WELLS FARGO #9361 - 3 SHARES,GRAINGER W W INC	761	766
WELLS FARGO #9361 - 225 SHARES,HALLIBURTON COMPANY	7,846	11,419
WELLS FARGO #9361 - 325 SHARES,HOME DEPOT INC	9,174	26,761
WELLS FARGO #9361 - 6 SHARES,HOME DEPOT INC	479	494
WELLS FARGO #9361 - 10 SHARES,HOME DEPOT INC	804	823
WELLS FARGO #9361 - 165 SHARES,HONEYWELL INTERNATIONAL	8,023	15,076
WELLS FARGO #9361 - 75 SHARES,ILLINOIS TOOL WORKS INC	3,488	6,306
WELLS FARGO #9361 - 25 SHARES,ILLINOIS TOOL WORKS INC	1,307	2,102
WELLS FARGO #9361 - 15 SHARES,ILLINOIS TOOL WORKS INC	915	1,261
WELLS FARGO #9361 - 5 SHARES,ILLINOIS TOOL WORKS INC	352	420
WELLS FARGO #9361 - 5 SHARES,ILLINOIS TOOL WORKS INC	355	420
WELLS FARGO #9361 - 22 SHARES,INTERNATIONAL BUSINESS MACHINE CORP	3,223	4,127
WELLS FARGO #9361 - 23 SHARES,INTERNATIONAL BUSINESS MACHINE CORP	2,932	4,314
WELLS FARGO #9361 - 5 SHARES,INTERNATIONAL BUSINESS MACHINE CORP	1,059	938
WELLS FARGO #9361 - 5 SHARES,INTERNATIONAL BUSINESS MACHINE CORP	972	938
WELLS FARGO #9361 - 250 SHARES,JOHNSON & JOHNSON	14,267	22,898
WELLS FARGO #9361 - 80 SHARES,JOHNSON CONTROLS INC	2,700	4,104
WELLS FARGO #9361 - 10 SHARES,JOHNSON CONTROLS INC	324	513
WELLS FARGO #9361 - 400 SHARES,JPMORGAN CHASE & CO	13,751	23,392
WELLS FARGO #9361 - 189 SHARES,JUNIPER NETWORK INC	4,301	4,266

Name of Stock	End of Year Book Value	End of Year Fair Market Value
WELLS FARGO #9361 - 51 SHARES,JUNIPER NETWORK INC	1,398	1,151
WELLS FARGO #9361 - 205 SHARES,JUNIPER NETWORK INC	3,740	4,627
WELLS FARGO #9361 - 55 SHARES,JUNIPER NETWORK INC	985	1,241
WELLS FARGO #9361 - 80 SHARES,KIMBERLY-CLARK CORP	5,029	8,357
WELLS FARGO #9361 - 5 SHARES,KIMBERLY-CLARK CORP	488	522
WELLS FARGO #9361 - 5 SHARES,KIMBERLY-CLARK CORP	512	522
WELLS FARGO #9361 - 10 SHARES,KIMBERLY-CLARK CORP	999	1,045
WELLS FARGO #9361 - 100 SHARES,LOEWS CORPORATION	3,683	4,824
WELLS FARGO #9361 - 20 SHARES,LOEWS CORPORATION	877	965
WELLS FARGO #9361 - 5 SHARES,LOEWS CORPORATION	230	241
WELLS FARGO #9361 - 5 SHARES,LOEWS CORPORATION	231	241
WELLS FARGO #9361 - 140 SHARES,MARSH AND MC LENNAN	3,228	6,770
WELLS FARGO #9361 - 30 SHARES,MARSH AND MC LENNAN	1,118	1,451
WELLS FARGO #9361 - 5 SHARES,MARSH AND MC LENNAN	203	242
WELLS FARGO #9361 - 5 SHARES,MARSH AND MC LENNAN	202	242
WELLS FARGO #9361 - 20 SHARES,MARSH AND MC LENNAN	835	967
WELLS FARGO #9361 - 35 SHARES,MCDONALDS CORP	2,489	3,396
WELLS FARGO #9361 - 75 SHARES,MERCK & CO INC NEW	2,630	3,754
WELLS FARGO #9361 - 50 SHARES,MERCK & CO INC NEW	1,746	2,503
WELLS FARGO #9361 - 25 SHARES,MERCK & CO INC NEW	892	1,251
WELLS FARGO #9361 - 50 SHARES,MERCK & CO INC NEW	2,269	2,503
WELLS FARGO #9361 - 15 SHARES,MERCK & CO INC NEW	712	751
WELLS FARGO #9361 - 20 SHARES,MERCK & CO INC NEW	971	1,001
WELLS FARGO #9361 - 70 SHARES,METLIFE INC	3,044	3,774
WELLS FARGO #9361 - 25 SHARES,METLIFE INC	1,004	1,348
WELLS FARGO #9361 - 15 SHARES,METLIFE INC	535	809
WELLS FARGO #9361 - 5 SHARES,METLIFE INC	185	270
WELLS FARGO #9361 - 5 SHARES,METLIFE INC	210	270
WELLS FARGO #9361 - 5 SHARES,METLIFE INC	225	270
WELLS FARGO #9361 - 490 SHARES,MICROSOFT CORP	6,619	18,331

Name of Stock	End of Year Book Value	End of Year Fair Market Value
WELLS FARGO #9361 - 55 SHARES,MONSANTO CO NEW	3,110	6,410
WELLS FARGO #9361 - 15 SHARES,MONSANTO CO NEW	716	1,748
WELLS FARGO #9361 - 10 SHARES,MONSANTO CO NEW	1,040	1,166
WELLS FARGO #9361 - 5 SHARES,MONSANTO CO NEW	509	583
WELLS FARGO #9361 - 5 SHARES,MONSANTO CO NEW	514	583
WELLS FARGO #9361 - 75 SHARES,MOTOROLA SOLUTIONS INC	2,885	5,063
WELLS FARGO #9361 - 35 SHARES,MOTOROLA SOLUTIONS INC	1,599	2,363
WELLS FARGO #9361 - 5 SHARES,MOTOROLA SOLUTIONS INC	313	338
WELLS FARGO #9361 - 5 SHARES,MOTOROLA SOLUTIONS INC	287	338
WELLS FARGO #9361 - 5 SHARES,MOTOROLA SOLUTIONS INC	294	338
WELLS FARGO #9361 - 200 SHARES,NASDAQ OMX GROUP	3,681	7,960
WELLS FARGO #9361 - 235 SHARES,NETAPP INC	9,655	9,668
WELLS FARGO #9361 - 35 SHARES,NIKE INC CLASS B	1,423	2,752
WELLS FARGO #9361 - 30 SHARES,NIKE INC CLASS B	1,198	2,359
WELLS FARGO #9361 - 15 SHARES,NIKE INC CLASS B	947	1,180
WELLS FARGO #9361 - 100 SHARES,NOBLE CORP PLC	3,188	3,747
WELLS FARGO #9361 - 15 SHARES,NOBLE CORP PLC	541	562
WELLS FARGO #9361 - 5 SHARES,NOBLE CORP PLC	203	187
WELLS FARGO #9361 - 5 SHARES,NOBLE CORP PLC	197	187
WELLS FARGO #9361 - 65 SHARES,NOVARTISAG	3,211	5,225
WELLS FARGO #9361 - 5 SHARES,NOVARTISAG	369	402
WELLS FARGO #9361 - 10 SHARES,NOVARTISAG	736	804
WELLS FARGO #9361 - 100 SHARES,PEPSICO INCORPORATED	6,419	8,294
WELLS FARGO #9361 - 30 SHARES,PEPSICO INCORPORATED	1,900	2,488
WELLS FARGO #9361 - 5 SHARES,PEPSICO INCORPORATED	406	415
WELLS FARGO #9361 - 15 SHARES,PEPSICO INCORPORATED	1,251	1,244
WELLS FARGO #9361 - 160 SHARES,PFIZER INCORPORATED	2,363	4,901
WELLS FARGO #9361 - 15 SHARES,PFIZER INCORPORATED	435	459
WELLS FARGO #9361 - 5 SHARES,PFIZER INCORPORATED	145	153
WELLS FARGO #9361 - 10 SHARES,PFIZER INCORPORATED	278	306

Name of Stock	End of Year Book Value	End of Year Fair Market Value
WELLS FARGO #9361 - 170 SHARES,PHILIP MORRIS	9,667	14,812
WELLS FARGO #9361 - 130 SHARES,PROGRESSIVE CORP OHIO	2,550	3,545
WELLS FARGO #9361 - 25 SHARES,QUALCOMM INC	1,381	1,856
WELLS FARGO #9361 - 15 SHARES,QUALCOMM INC	723	1,114
WELLS FARGO #9361 - 30 SHARES,QUALCOMM INC	1,496	2,228
WELLS FARGO #9361 - 20 SHARES,QUALCOMM INC	1,320	1,485
WELLS FARGO #9361 - 10 SHARES,QUALCOMM INC	640	743
WELLS FARGO #9361 - 25 SHARES,QUALCOMM INC	1,540	1,856
WELLS FARGO #9361 - 115 SHARES,RED HAT INC	5,335	6,445
WELLS FARGO #9361 - 255 SHARES,RIVERBED TECHNOLOGY INC	3,799	4,610
WELLS FARGO #9361 - 85 SHARES,RIVERBED TECHNOLOGY INC	1,291	1,537
WELLS FARGO #9361 - 35 SHARES,RIVERBED TECHNOLOGY INC	552	633
WELLS FARGO #9361 - 60 SHARES,ROYAL DUTCH SHELL PLC	3,338	4,276
WELLS FARGO #9361 - 20 SHARES,ROYAL DUTCH SHELL PLC	1,292	1,425
WELLS FARGO #9361 - 5 SHARES,ROYAL DUTCH SHELL PLC	339	356
WELLS FARGO #9361 - 5 SHARES,ROYAL DUTCH SHELL PLC	334	356
WELLS FARGO #9361 - 139 SHARES,SCHLUMBERGER L TO	10,340	12,525
WELLS FARGO #9361 - 11 SHARES,SCHLUMBERGER L TO	810	991
WELLS FARGO #9361 - 10 SHARES,SCHLUMBERGER L TO	743	901
WELLS FARGO #9361 - 20 SHARES,SCHLUMBERGER L TO	1,543	1,802
WELLS FARGO #9361 - 46 SHARES,SCHWAB CHARLES CORP NEW	1,038	1,196
WELLS FARGO #9361 - 306 SHARES,SCHWAB CHARLES CORP NEW	4,628	7,956
WELLS FARGO #9361 - 80 SHARES,SEMPRA ENERGY	4,025	7,181
WELLS FARGO #9361 - 25 SHARES,SEMPRA ENERGY	2,004	2,244
WELLS FARGO #9361 - 5 SHARES,SEMPRA ENERGY	395	449
WELLS FARGO #9361 - 5 SHARES,SEMPRA ENERGY	415	449
WELLS FARGO #9361 - 200 SHARES,STATE STR CORP	9,562	14,678
WELLS FARGO #9361 - 120 SHARES,SUNCOR ENERGY INC NEW	3,855	4,206
WELLS FARGO #9361 - 25 SHARES,SUNCOR ENERGY INC NEW	742	876
WELLS FARGO #9361 - 5 SHARES,SUNCOR ENERGY INC NEW	156	175

Name of Stock	End of Year Book Value	End of Year Fair Market Value
WELLS FARGO #9361 - 10 SHARES,SUNCOR ENERGY INC NEW	309	351
WELLS FARGO #9361 - 65 SHARES,TARGET CORP	3,116	4,113
WELLS FARGO #9361 - 10 SHARES,TARGET CORP	679	633
WELLS FARGO #9361 - 5 SHARES,TARGET CORP	345	316
WELLS FARGO #9361 - 10 SHARES,TARGET CORP	724	633
WELLS FARGO #9361 - 180 SHARES,TE CONNECTIVITY L TO	6,871	9,920
WELLS FARGO #9361 - 80 SHARES,TEVA PHARMACEUTICAL	3,342	3,206
WELLS FARGO #9361 - 30 SHARES,TEVA PHARMACEUTICAL	1,220	1,202
WELLS FARGO #9361 - 5 SHARES,TEVA PHARMACEUTICAL	199	200
WELLS FARGO #9361 - 5 SHARES,TEVA PHARMACEUTICAL	196	200
WELLS FARGO #9361 - 5 SHARES,TEVA PHARMACEUTICAL	193	200
WELLS FARGO #9361 - 180 SHARES,TEXAS INSTRUMENTS INC	4,557	7,904
WELLS FARGO #9361 - 50 SHARES,THERMO FISHER SCIENTIFIC	2,512	5,568
WELLS FARGO #9361 - 35 SHARES,THERMO FISHER SCIENTIFIC	1,505	3,897
WELLS FARGO #9361 - 15 SHARES,THERMO FISHER SCIENTIFIC	737	1,670
WELLS FARGO #9361 - 15 SHARES,THERMO FISHER SCIENTIFIC	1,317	1,670
WELLS FARGO #9361 - 45 SHARES,TIME WARNER CABLE	2,476	6,098
WELLS FARGO #9361 - 40 SHARES,TIME WARNER CABLE	2,347	5,420
WELLS FARGO #9361 - 5 SHARES,TIME WARNER CABLE	482	678
WELLS FARGO #9361 - 5 SHARES,TIME WARNER CABLE	485	678
WELLS FARGO #9361 - 10 SHARES,TIME WARNER CABLE	1,148	1,355
WELLS FARGO #9361 - 235 SHARES,TIME WARNER INC NEW	8,048	16,384
WELLS FARGO #9361 - 80 SHARES,TRAVELERS COS INCITHE	3,931	7,243
WELLS FARGO #9361 - 5 SHARES,TRAVELERS COS INCITHE	419	453
WELLS FARGO #9361 - 5 SHARES,TRAVELERS COS INCITHE	424	453
WELLS FARGO #9361 - 10 SHARES,TRAVELERS COS INCITHE	837	905
WELLS FARGO #9361 - 400 SHARES,TWENTY-FIRST CENTY	5,189	13,840
WELLS FARGO #9361 - 20 SHARES,TWENTY-FIRST CENTY	546	692
WELLS FARGO #9361 - 15 SHARES,TWENTY-FIRST CENTY	438	519
WELLS FARGO #9361 - 15 SHARES,TWENTY-FIRST CENTY	434	519

Name of Stock	End of Year Book Value	End of Year Fair Market Value
WELLS FARGO #9361 - 15 SHARES,UNION PACIFIC CORP	858	2,520
WELLS FARGO #9361 - 10 SHARES,UNION PACIFIC CORP	581	1,680
WELLS FARGO #9361 - 26 SHARES,UNION PACIFIC CORP	1,497	4,368
WELLS FARGO #9361 - 24 SHARES,UNION PACIFIC CORP	2,218	4,032
WELLS FARGO #9361 - 40 SHARES,UNITED PARCEL SERVICE-B	2,855	4,203
WELLS FARGO #9361 - 20 SHARES,UNITED PARCEL SERVICE-B	1,492	2,102
WELLS FARGO #9361 - 25 SHARES,UNITED PARCEL SERVICE-B	1,833	2,627
WELLS FARGO #9361 - 15 SHARES,UNITED PARCEL SERVICE-B	1,248	1,576
WELLS FARGO #9361 - 20 SHARES,UNITED PARCEL SERVICE-B	1,711	2,102
WELLS FARGO #9361 - 35 SHARES,UNITED TECHNOLOGIES CORP	2,590	3,983
WELLS FARGO #9361 - 50 SHARES,UNITED TECHNOLOGIES CORP	4,490	5,690
WELLS FARGO #9361 - 5 SHARES,UNITED TECHNOLOGIES CORP	466	569
WELLS FARGO #9361 - 5 SHARES,UNITED TECHNOLOGIES CORP	482	569
WELLS FARGO #9361 - 10 SHARES,UNITED TECHNOLOGIES CORP	1,005	1,138
WELLS FARGO #9361 - 60 SHARES,UNITEDHEAL TH GROUP	3,332	4,518
WELLS FARGO #9361 - 40 SHARES,UNITEDHEAL TH GROUP	2,468	3,012
WELLS FARGO #9361 - 45 SHARES,UNITEDHEAL TH GROUP	2,673	3,389
WELLS FARGO #9361 - 30 SHARES,UNITEDHEAL TH GROUP	2,043	2,259
WELLS FARGO #9361 - 425 SHARES,US BANCORP NEW	12,030	17,170
WELLS FARGO #9361 - 90 SHARES,VERIZON COMMUNICATIONS	2,429	4,423
WELLS FARGO #9361 - 65 SHARES,VISA INC CLASS A	4,496	14,474
WELLS FARGO #9361 - 11 SHARES,VISA INC CLASS A	594	2,449
WELLS FARGO #9361 - 14 SHARES,VISA INC CLASS A	1,049	3,118
WELLS FARGO #9361 - 180 SHARES,VODAFONE GROUP PLC	5,256	7,076
WELLS FARGO #9361 - 65 SHARES,VODAFONE GROUP PLC	2,141	2,555
WELLS FARGO #9361 - 30 SHARES,WELLPOINT INC	1,571	2,772
WELLS FARGO #9361 - 35 SHARES,WELLPOINT INC	2,389	3,234
WELLS FARGO #9361 - 5 SHARES,WELLPOINT INC	387	462
WELLS FARGO #9361 - 10 SHARES,WELLPOINT INC	854	924
WELLS FARGO #9361 - 240 SHARES,WELLS FARGO COMPANY	6,558	10,896

Name of Stock	End of Year Book Value	End of Year Fair Market Value
WELLS FARGO #9361 - 85 SHARES,WELLS FARGO COMPANY	3,111	3,859
WELLS FARGO #9361 - 10 SHARES,WELLS FARGO COMPANY	401	454
WELLS FARGO #9361 - 15 SHARES,WELLS FARGO COMPANY	618	681
WELLS FARGO #9361 - 40 SHARES,WELLS FARGO COMPANY	1,734	1,816
WELLS FARGO #9361 - 350 SHARES,XEROX CORP	3,768	4,260
WELLS FARGO #9361 - 75 SHARES,XEROX CORP	764	913
WELLS FARGO #9361 - 100 SHARES,XEROX CORP	853	1,217
WELLS FARGO #9361 - 25 SHARES,XEROX CORP	223	304
WELLS FARGO #9361 - 25 SHARES,XEROX CORP	224	304
WELLS FARGO #9361 - 65 SHARES,XILINX INC	2,055	2,985
WELLS FARGO #9361 - 70 SHARES,XILINX INC	2,524	3,214
WELLS FARGO #9361 - 110 SHARES,YUM BRANDS INC	7,348	8,317
WELLS FARGO #9361 - 45 SHARES,ZOETIS INC	1,346	1,471
WELLS FARGO #9361 - 45 SHARES,ZOETIS INC	1,326	1,471
WELLS FARGO #9361 - 40 SHARES,ZOETIS INC	1,171	1,308
WELLS FARGO #9361 - 40 SHARES,ZOETIS INC	1,217	1,308
WELLS FARGO #9361 - 40 SHARES,ZOETIS INC	1,294	1,308
WELLS FARGO #9361 - 25000 SHARES,HEWLETT-PACKARD CO A NOTES	28,152	25,240
WELLS FARGO #9361 - 10000 SHARES,EI DU PONT DE NEMOUR & C NOTES	10,016	10,299
WELLS FARGO #9361 - 5000 SHARES,EI DU PONT DE NEMOUR & C NOTES	5,007	5,150
WELLS FARGO #9361 - 25000 SHARES,JPMORGAN CHASE & CO	26,987	26,793
WELLS FARGO #9361 - 25000 SHARES,CISCO SYSTEMS INC	29,372	27,504
WELLS FARGO #9361 - 25000 SHARES,GOLDMAN SACHS GROUP INC	24,810	24,895
WELLS FARGO #9361 - 25000 SHARES,COCA-COLA COITHE	25,875	25,639
WELLS FARGO #9361 - 25000 SHARES,AT&T INC	25,637	25,133
WELLS FARGO #9361 - 15000 SHARES,UNITED PARCEL SERVICE	15,849	17,091
WELLS FARGO #9361 - 20000 SHARES,MCDONALD'S CORP	20,914	22,744
WELLS FARGO #9361 - 10000 SHARES,PROCTER & GAMBLE CO	10,048	11,231
WELLS FARGO #9361 - 25000 SHARES,US TREASURY	24,944	25,004
WELLS FARGO #9361 - 22000 SHARES,FEDERAL NATL MTG ASSN	21,874	22,765

Name of Stock	End of Year Book Value	End of Year Fair Market Value
WELLS FARGO #9361 - 30000 SHARES,US TREASURY	30,862	30,496
WELLS FARGO #9361 - 5000 SHARES,US TREASURY	5,088	5,083
WELLS FARGO #9361 - 12000 SHARES,US TREASURY	12,578	13,388
WELLS FARGO #9361 - 2000 SHARES,US TREASURY	1,933	2,130
WELLS FARGO #9361 - 25000 SHARES,US TREASURY	26,821	24,761

**TY 2013 Investments Government
Obligations Schedule****Name:** THE LOWRY MURPHEY FAMILY FOUNDATION INC**EIN:** 59-2824550**US Government Securities - End of****Year Book Value:**

893,229

US Government Securities - End of**Year Fair Market Value:**

875,769

**State & Local Government
Securities - End of Year Book
Value:**

0

**State & Local Government
Securities - End of Year Fair
Market Value:**

0

TY 2013 Other Assets Schedule

Name: THE LOWRY MURPHEY FAMILY FOUNDATION INC

EIN: 59-2824550

Description	Beginning of Year - Book Value	End of Year - Book Value	End of Year - Fair Market Value
ESTIMATED ACCRUED INTEREST		0	4,412

TY 2013 Other Decreases Schedule

Name: THE LOWRY MURPHEY FAMILY FOUNDATION INC

EIN: 59-2824550

Description	Amount
CHECKS OUTSTANDING FOR GRANTS	58,500

TY 2013 Other Expenses Schedule

Name: THE LOWRY MURPHEY FAMILY FOUNDATION INC

EIN: 59-2824550

Description	Revenue and Expenses per Books	Net Investment Income	Adjusted Net Income	Disbursements for Charitable Purposes
OTHER EXPENSES	1,197	1,197		0

TY 2013 Other Income Schedule

Name: THE LOWRY MURPHEY FAMILY FOUNDATION INC

EIN: 59-2824550

Description	Revenue And Expenses Per Books	Net Investment Income	Adjusted Net Income
NONDIVIDEND DISTRIBUTIONS	899		899

TY 2013 Other Professional Fees Schedule

Name: THE LOWRY MURPHEY FAMILY FOUNDATION INC

EIN: 59-2824550

Category	Amount	Net Investment Income	Adjusted Net Income	Disbursements for Charitable Purposes
BROKERAGE FEES	43,020	43,020		0

TY 2013 Taxes Schedule**Name:** THE LOWRY MURPHEY FAMILY FOUNDATION INC**EIN:** 59-2824550

Category	Amount	Net Investment Income	Adjusted Net Income	Disbursements for Charitable Purposes
PAYROLL TAXES	7,556	1,889		5,667
FOREIGN TAXES	1,101	1,101		0