



See a Social Security Number? Say Something!  
Report Privacy Problems to <https://public.resource.org/privacy>  
Or call the IRS Identity Theft Hotline at 1-800-908-4490
























Check if Schedule O contains a response or note to any line in this Part III . . . . .

**4** Describe the organization's program service accomplishments for each of its three largest program services, as measured by expenses. Section 501(c)(3) and 501(c)(4) organizations are required to report the amount of grants and allocations to others, the total expenses, and revenue, if any, for each program service reported.

[illegible]

<b>4e</b>	<b>Total program service expenses</b>	<b>415,653,348</b>
-----------	---------------------------------------	--------------------

Part IV Checklist of Required Schedules

	Yes	No
1 Is the organization described in section 501(c)(3) or 4947(a)(1) (other than a private foundation)? If "Yes," complete Schedule A 	1 Yes	
2 Is the organization required to complete Schedule B, Schedule of Contributors (see instructions)? 	2 Yes	
3 Did the organization engage in direct or indirect political campaign activities on behalf of or in opposition to candidates for public office? If "Yes," complete Schedule C, Part I 	3	No
4 <b>Section 501(c)(3) organizations.</b> Did the organization engage in lobbying activities, or have a section 501(h) election in effect during the tax year? If "Yes," complete Schedule C, Part II 	4 Yes	
5 Is the organization a section 501(c)(4), 501(c)(5), or 501(c)(6) organization that receives membership dues, assessments, or similar amounts as defined in Revenue Procedure 98-19? If "Yes," complete Schedule C, Part III 	5	No
6 Did the organization maintain any donor advised funds or any similar funds or accounts for which donors have the right to provide advice on the distribution or investment of amounts in such funds or accounts? If "Yes," complete Schedule D, Part I 	6	No
7 Did the organization receive or hold a conservation easement, including easements to preserve open space, the environment, historic land areas, or historic structures? If "Yes," complete Schedule D, Part II 	7	No
8 Did the organization maintain collections of works of art, historical treasures, or other similar assets? If "Yes," complete Schedule D, Part III 	8	No
9 Did the organization report an amount in Part X, line 21 for escrow or custodial account liability, serve as a custodian for amounts not listed in Part X, or provide credit counseling, debt management, credit repair, or debt negotiation services? If "Yes," complete Schedule D, Part IV 	9	No
10 Did the organization, directly or through a related organization, hold assets in temporarily restricted endowments, permanent endowments, or quasi-endowments? If "Yes," complete Schedule D, Part V 	10 Yes	
11 If the organization's answer to any of the following questions is "Yes," then complete Schedule D, Parts VI, VII, VIII, IX, or X as applicable		
a Did the organization report an amount for land, buildings, and equipment in Part X, line 10? If "Yes," complete Schedule D, Part VI 	11a Yes	
b Did the organization report an amount for investments—other securities in Part X, line 12 that is 5% or more of its total assets reported in Part X, line 16? If "Yes," complete Schedule D, Part VII 	11b	No
c Did the organization report an amount for investments—program related in Part X, line 13 that is 5% or more of its total assets reported in Part X, line 16? If "Yes," complete Schedule D, Part VIII 	11c	No
d Did the organization report an amount for other assets in Part X, line 15 that is 5% or more of its total assets reported in Part X, line 16? If "Yes," complete Schedule D, Part IX 	11d Yes	
e Did the organization report an amount for other liabilities in Part X, line 25? If "Yes," complete Schedule D, Part X 	11e Yes	
f Did the organization's separate or consolidated financial statements for the tax year include a footnote that addresses the organization's liability for uncertain tax positions under FIN 48 (ASC 740)? If "Yes," complete Schedule D, Part X 	11f Yes	
12a Did the organization obtain separate, independent audited financial statements for the tax year? If "Yes," complete Schedule D, Parts XI and XII 	12a	No
b Was the organization included in consolidated, independent audited financial statements for the tax year? If "Yes," and if the organization answered "No" to line 12a, then completing Schedule D, Parts XI and XII is optional 	12b Yes	
13 Is the organization a school described in section 170(b)(1)(A)(ii)? If "Yes," complete Schedule E	13	No
14a Did the organization maintain an office, employees, or agents outside of the United States?	14a	No
b Did the organization have aggregate revenues or expenses of more than \$10,000 from grantmaking, fundraising, business, investment, and program service activities outside the United States, or aggregate foreign investments valued at \$100,000 or more? If "Yes," complete Schedule F, Parts I and IV	14b	No
15 Did the organization report on Part IX, column (A), line 3, more than \$5,000 of grants or other assistance to or for any foreign organization? If "Yes," complete Schedule F, Parts II and IV	15	No
16 Did the organization report on Part IX, column (A), line 3, more than \$5,000 of aggregate grants or other assistance to or for foreign individuals? If "Yes," complete Schedule F, Parts III and IV	16	No
17 Did the organization report a total of more than \$15,000 of expenses for professional fundraising services on Part IX, column (A), lines 6 and 11e? If "Yes," complete Schedule G, Part I (see instructions)	17	No
18 Did the organization report more than \$15,000 total of fundraising event gross income and contributions on Part VIII, lines 1c and 8a? If "Yes," complete Schedule G, Part II	18	No
19 Did the organization report more than \$15,000 of gross income from gaming activities on Part VIII, line 9a? If "Yes," complete Schedule G, Part III	19	No
20a Did the organization operate one or more hospital facilities? If "Yes," complete Schedule H 	20a Yes	
b If "Yes" to line 20a, did the organization attach a copy of its audited financial statements to this return?	20b Yes	

Part IV

Checklist of Required Schedules (continued)

21	Did the organization report more than \$5,000 of grants or other assistance to any domestic organization or government on Part IX, column (A), line 1? <i>If "Yes," complete Schedule I, Parts I and II</i> . . . . .	21	Yes	
22	Did the organization report more than \$5,000 of grants or other assistance to individuals in the United States on Part IX, column (A), line 2? <i>If "Yes," complete Schedule I, Parts I and III</i> . . . . .	22		No
23	Did the organization answer "Yes" to Part VII, Section A, line 3, 4, or 5 about compensation of the organization's current and former officers, directors, trustees, key employees, and highest compensated employees? <i>If "Yes," complete Schedule J</i> . . . . .	23	Yes	
24a	Did the organization have a tax-exempt bond issue with an outstanding principal amount of more than \$100,000 as of the last day of the year, that was issued after December 31, 2002? <i>If "Yes," answer lines 24b through 24d and complete Schedule K. If "No," go to line 25a</i> . . . . .	24a		No
b	Did the organization invest any proceeds of tax-exempt bonds beyond a temporary period exception? . . . .	24b		
c	Did the organization maintain an escrow account other than a refunding escrow at any time during the year to defease any tax-exempt bonds? . . . . .	24c		
d	Did the organization act as an "on behalf of" issuer for bonds outstanding at any time during the year? . . . .	24d		
25a	<b>Section 501(c)(3) and 501(c)(4) organizations.</b> Did the organization engage in an excess benefit transaction with a disqualified person during the year? <i>If "Yes," complete Schedule L, Part I</i> . . . . .	25a		No
b	Is the organization aware that it engaged in an excess benefit transaction with a disqualified person in a prior year, and that the transaction has not been reported on any of the organization's prior Forms 990 or 990-EZ? <i>If "Yes," complete Schedule L, Part I</i> . . . . .	25b		No
26	Did the organization report any amount on Part X, line 5, 6, or 22 for receivables from or payables to any current or former officers, directors, trustees, key employees, highest compensated employees, or disqualified persons? <i>If so, complete Schedule L, Part II</i> . . . . .	26		No
27	Did the organization provide a grant or other assistance to an officer, director, trustee, key employee, substantial contributor or employee thereof, a grant selection committee member, or to a 35% controlled entity or family member of any of these persons? <i>If "Yes," complete Schedule L, Part III</i> . . . . .	27		No
28	Was the organization a party to a business transaction with one of the following parties (see Schedule L, Part IV instructions for applicable filing thresholds, conditions, and exceptions)			
a	A current or former officer, director, trustee, or key employee? <i>If "Yes," complete Schedule L, Part IV</i> . . . . .	28a		No
b	A family member of a current or former officer, director, trustee, or key employee? <i>If "Yes," complete Schedule L, Part IV</i> . . . . .	28b	Yes	
c	An entity of which a current or former officer, director, trustee, or key employee (or a family member thereof) was an officer, director, trustee, or direct or indirect owner? <i>If "Yes," complete Schedule L, Part IV</i> . . . . .	28c	Yes	
29	Did the organization receive more than \$25,000 in non-cash contributions? <i>If "Yes," complete Schedule M</i> . . . .	29		No
30	Did the organization receive contributions of art, historical treasures, or other similar assets, or qualified conservation contributions? <i>If "Yes," complete Schedule M</i> . . . . .	30		No
31	Did the organization liquidate, terminate, or dissolve and cease operations? <i>If "Yes," complete Schedule N, Part I</i> . . . . .	31		No
32	Did the organization sell, exchange, dispose of, or transfer more than 25% of its net assets? <i>If "Yes," complete Schedule N, Part II</i> . . . . .	32		No
33	Did the organization own 100% of an entity disregarded as separate from the organization under Regulations sections 301.7701-2 and 301.7701-3? <i>If "Yes," complete Schedule R, Part I</i> . . . . .	33	Yes	
34	Was the organization related to any tax-exempt or taxable entity? <i>If "Yes," complete Schedule R, Part II, III, or IV, and Part V, line 1</i> . . . . .	34	Yes	
35a	Did the organization have a controlled entity within the meaning of section 512(b)(13)?	35a	Yes	
b	If 'Yes' to line 35a, did the organization receive any payment from or engage in any transaction with a controlled entity within the meaning of section 512(b)(13)? <i>If "Yes," complete Schedule R, Part V, line 2</i> . . . . .	35b	Yes	
36	<b>Section 501(c)(3) organizations.</b> Did the organization make any transfers to an exempt non-charitable related organization? <i>If "Yes," complete Schedule R, Part V, line 2</i> . . . . .	36		No
37	Did the organization conduct more than 5% of its activities through an entity that is not a related organization and that is treated as a partnership for federal income tax purposes? <i>If "Yes," complete Schedule R, Part VI</i> . . . . .	37		No
38	Did the organization complete Schedule O and provide explanations in Schedule O for Part VI, lines 11b and 19? <b>Note.</b> All Form 990 filers are required to complete Schedule O . . . . .	38	Yes	

Part V

Statements Regarding Other IRS Filings and Tax Compliance

Check if Schedule O contains a response or note to any line in this Part V

☐

		Yes	No
1a	Enter the number reported in Box 3 of Form 1096. Enter -0- if not applicable.	327	
1b	Enter the number of Forms W-2G included in line 1a. Enter -0- if not applicable.	0	
1c Did the organization comply with backup withholding rules for reportable payments to vendors and reportable gaming (gambling) winnings to prize winners?		Yes	
2a	Enter the number of employees reported on Form W-3, Transmittal of Wage and Tax Statements, filed for the calendar year ending with or within the year covered by this return.	4,340	
2b If at least one is reported on line 2a, did the organization file all required federal employment tax returns? <b>Note.</b> If the sum of lines 1a and 2a is greater than 250, you may be required to e-file (see instructions).		Yes	
3a Did the organization have unrelated business gross income of \$1,000 or more during the year?			No
3b If "Yes," has it filed a Form 990-T for this year? If "No" to line 3b, provide an explanation in Schedule O.			
4a At any time during the calendar year, did the organization have an interest in, or a signature or other authority over, a financial account in a foreign country (such as a bank account, securities account, or other financial account)?			No
4b If "Yes," enter the name of the foreign country: See instructions for filing requirements for Form TD F 90-22.1, Report of Foreign Bank and Financial Accounts.			
5a Was the organization a party to a prohibited tax shelter transaction at any time during the tax year?			No
5b Did any taxable party notify the organization that it was or is a party to a prohibited tax shelter transaction?			No
5c If "Yes," to line 5a or 5b, did the organization file Form 8886-T?			
6a Does the organization have annual gross receipts that are normally greater than \$100,000, and did the organization solicit any contributions that were not tax deductible as charitable contributions?			No
6b If "Yes," did the organization include with every solicitation an express statement that such contributions or gifts were not tax deductible?			
7 Organizations that may receive deductible contributions under section 170(c).			
7a Did the organization receive a payment in excess of \$75 made partly as a contribution and partly for goods and services provided to the payor?			No
7b If "Yes," did the organization notify the donor of the value of the goods or services provided?			
7c Did the organization sell, exchange, or otherwise dispose of tangible personal property for which it was required to file Form 8282?			No
7d If "Yes," indicate the number of Forms 8282 filed during the year.			
7e Did the organization receive any funds, directly or indirectly, to pay premiums on a personal benefit contract?			No
7f Did the organization, during the year, pay premiums, directly or indirectly, on a personal benefit contract?			No
7g If the organization received a contribution of qualified intellectual property, did the organization file Form 8899 as required?			
7h If the organization received a contribution of cars, boats, airplanes, or other vehicles, did the organization file a Form 1098-C?			
8 Sponsoring organizations maintaining donor advised funds and section 509(a)(3) supporting organizations. Did the supporting organization, or a donor advised fund maintained by a sponsoring organization, have excess business holdings at any time during the year?			
9 Sponsoring organizations maintaining donor advised funds.			
9a Did the organization make any taxable distributions under section 4966?			
9b Did the organization make a distribution to a donor, donor advisor, or related person?			
10 Section 501(c)(7) organizations. Enter			
10a Initiation fees and capital contributions included on Part VIII, line 12.			
10b Gross receipts, included on Form 990, Part VIII, line 12, for public use of club facilities.			
11 Section 501(c)(12) organizations. Enter			
11a Gross income from members or shareholders.			
11b Gross income from other sources (Do not net amounts due or paid to other sources against amounts due or received from them).			
12a Section 4947(a)(1) non-exempt charitable trusts. Is the organization filing Form 990 in lieu of Form 1041?			
12b If "Yes," enter the amount of tax-exempt interest received or accrued during the year.			
13 Section 501(c)(29) qualified nonprofit health insurance issuers.			
13a Is the organization licensed to issue qualified health plans in more than one state? <b>Note.</b> See the instructions for additional information the organization must report on Schedule O.			
13b Enter the amount of reserves the organization is required to maintain by the states in which the organization is licensed to issue qualified health plans.			
13c Enter the amount of reserves on hand.			
14a Did the organization receive any payments for indoor tanning services during the tax year?			No
14b If "Yes," has it filed a Form 720 to report these payments? If "No," provide an explanation in Schedule O.			

Part VI

Governance, Management, and Disclosure

For each "Yes" response to lines 2 through 7b below, and for a "No" response to lines 8a, 8b, or 10b below, describe the circumstances, processes, or changes in Schedule O. See instructions.

Check if Schedule O contains a response or note to any line in this Part VI

Section A. Governing Body and Management

		Yes	No
1a	Enter the number of voting members of the governing body at the end of the tax year . . . . .		
	If there are material differences in voting rights among members of the governing body, or if the governing body delegated broad authority to an executive committee or similar committee, explain in Schedule O		
b	Enter the number of voting members included in line 1a, above, who are independent . . . . .		
2	Did any officer, director, trustee, or key employee have a family relationship or a business relationship with any other officer, director, trustee, or key employee? . . . . .	2	Yes
3	Did the organization delegate control over management duties customarily performed by or under the direct supervision of officers, directors or trustees, or key employees to a management company or other person? . . . . .	3	No
4	Did the organization make any significant changes to its governing documents since the prior Form 990 was filed? . . . . .	4	Yes
5	Did the organization become aware during the year of a significant diversion of the organization's assets? . . . . .	5	No
6	Did the organization have members or stockholders? . . . . .	6	Yes
7a	Did the organization have members, stockholders, or other persons who had the power to elect or appoint one or more members of the governing body? . . . . .	7a	Yes
b	Are any governance decisions of the organization reserved to (or subject to approval by) members, stockholders, or persons other than the governing body? . . . . .	7b	Yes
8	Did the organization contemporaneously document the meetings held or written actions undertaken during the year by the following		
a	The governing body? . . . . .	8a	Yes
b	Each committee with authority to act on behalf of the governing body? . . . . .	8b	Yes
9	Is there any officer, director, trustee, or key employee listed in Part VII, Section A, who cannot be reached at the organization's mailing address? If "Yes," provide the names and addresses in Schedule O . . . . .	9	No

Section B. Policies (This Section B requests information about policies not required by the Internal Revenue Code.)

		Yes	No
10a	Did the organization have local chapters, branches, or affiliates? . . . . .	10a	No
b	If "Yes," did the organization have written policies and procedures governing the activities of such chapters, affiliates, and branches to ensure their operations are consistent with the organization's exempt purposes? . . . . .	10b	
11a	Has the organization provided a complete copy of this Form 990 to all members of its governing body before filing the form? . . . . .	11a	Yes
b	Describe in Schedule O the process, if any, used by the organization to review this Form 990 . . . . .		
12a	Did the organization have a written conflict of interest policy? If "No," go to line 13 . . . . .	12a	Yes
b	Were officers, directors, or trustees, and key employees required to disclose annually interests that could give rise to conflicts? . . . . .	12b	Yes
c	Did the organization regularly and consistently monitor and enforce compliance with the policy? If "Yes," describe in Schedule O how this was done . . . . .	12c	Yes
13	Did the organization have a written whistleblower policy? . . . . .	13	Yes
14	Did the organization have a written document retention and destruction policy? . . . . .	14	Yes
15	Did the process for determining compensation of the following persons include a review and approval by independent persons, comparability data, and contemporaneous substantiation of the deliberation and decision?		
a	The organization's CEO, Executive Director, or top management official . . . . .	15a	No
b	Other officers or key employees of the organization . . . . .	15b	No
	If "Yes" to line 15a or 15b, describe the process in Schedule O (see instructions)		
16a	Did the organization invest in, contribute assets to, or participate in a joint venture or similar arrangement with a taxable entity during the year? . . . . .	16a	No
b	If "Yes," did the organization follow a written policy or procedure requiring the organization to evaluate its participation in joint venture arrangements under applicable federal tax law, and take steps to safeguard the organization's exempt status with respect to such arrangements? . . . . .	16b	

Section C. Disclosure

17	List the States with which a copy of this Form 990 is required to be filed▶
18	Section 6104 requires an organization to make its Form 1023 (or 1024 if applicable), 990, and 990-T (501(c)(3)s only) available for public inspection. Indicate how you made these available. Check all that apply. <input type="checkbox"/> Own website <input type="checkbox"/> Another's website <input checked="" type="checkbox"/> Upon request <input type="checkbox"/> Other (explain in Schedule O)
19	Describe in Schedule O whether (and if so, how) the organization made its governing documents, conflict of interest policy, and financial statements available to the public during the tax year
20	State the name, physical address, and telephone number of the person who possesses the books and records of the organization ▶Tim Widdison   3100 East Fletcher Avenue Tampa,FL   336134688   (813) 971-6000

Check if Schedule O contains a response or note to any line in this Part VII ☒

**1a** Complete this table for all persons required to be listed. Report compensation for the calendar year ending with or within the organization's tax year.

• List all of the organization's **current** officers, directors, trustees (whether individuals or organizations), regardless of amount of compensation. Enter -0- in columns (D), (E), and (F) if no compensation was paid.

• List all of the organization's **current** key employees, if any. See instructions for definition of "key employee."

• List the organization's five **current** highest compensated employees (other than an officer, director, trustee or key employee) who received reportable compensation (Box 5 of Form W-2 and/or Box 7 of Form 1099-MISC) of more than \$100,000 from the organization and any related organizations

• List all of the organization's **former** officers, key employees, or highest compensated employees who received more than \$100,000 of reportable compensation from the organization and any related organizations

• List all of the organization's **former directors or trustees** that received, in the capacity as a former director or trustee of the organization, more than \$10,000 of reportable compensation from the organization and any related organizations

List persons in the following order: individual trustees or directors; institutional trustees; officers; key employees; highest compensated employees; and former such persons

☐ Check this box if neither the organization nor any related organization compensated any current officer, director, or trustee

[illegible]



## Part VII

<b>1b</b>	<b>Sub-Total . . . . .</b>	<b>▼</b>			
<b>c</b>	<b>Total from continuation sheets to Part VII, Section A . . . . .</b>	<b>▼</b>			
<b>d</b>	<b>Total (add lines 1b and 1c) . . . . .</b>	<b>▼</b>	2,776,844	7,901,463	1,279,878

2 Total number of individuals (including but not limited to those listed above) who received more than \$100,000 of reportable compensation from the organization ▶123

		Yes	No
<b>3</b>	Did the organization list any <b>former</b> officer, director or trustee, key employee, or highest compensated employee on line 1a? <i>If "Yes," complete Schedule J for such individual</i> . . . . .	<b>3</b> Yes	
<b>4</b>	For any individual listed on line 1a, is the sum of reportable compensation and other compensation from the organization and related organizations greater than \$150,000? <i>If "Yes," complete Schedule J for such individual</i> . . . . .	<b>4</b> Yes	
<b>5</b>	Did any person listed on line 1a receive or accrue compensation from any unrelated organization or individual for services rendered to the organization? <i>If "Yes," complete Schedule J for such person</i> . . . . .	<b>5</b>	No

## Section B. Independent Contractors

**1** Complete this table for your five highest compensated independent contractors that received more than \$100,000 of compensation from the organization. Report compensation for the calendar year ending with or within the organization's tax year.

(A) Name and business address	(B) Description of services	(C) Compensation
Crothall Healthcare Inc 13028 Collections Center Drive Chicago IL 60693	Housekeeping	6,799,997
Hyperbaric & Wound Care Inc 7171 N Dale Mabry Hwy Tampa FL 33614	Management Services	3,724,414
General Electric Meds Systems Inc 15724 COLLECTIONS CENTER DR Chicago IL 60693	Service Contract - Med Equip	3,353,869
Select Medical Corp 4714 Gettysburg Road Mechanicsburg PA 17055	Management Services	1,768,176
Cross Country Staffing PO Box 404674 Atlanta GA 30384	Staffing	1,645,070

**2** Total number of independent contractors (including but not limited to those listed above) who received more than \$100,000 of compensation from the organization ▶89

Part VIII

Statement of Revenue

Check if Schedule O contains a response or note to any line in this Part VIII

			(A) Total revenue	(B) Related or exempt function revenue	(C) Unrelated business revenue	(D) Revenue excluded from tax under sections 512-514		
Contributions, Gifts, Grants and Other Similar Amounts	1a	Federated campaigns . . . . .	1a					
	b	Membership dues . . . . .	1b					
	c	Fundraising events . . . . .	1c					
	d	Related organizations . . . . .	1d	434,210				
	e	Government grants (contributions)	1e	92,828				
	f	All other contributions, gifts, grants, and similar amounts not included above	1f					
	g	Noncash contributions included in lines 1a-1f \$						
	h	Total. Add lines 1a-1f . . . . .		527,038				
Program Service Revenue	2a	Net Patient Revenue	Business Code 900099	498,974,174	498,974,174			
	b	Cafetera	900099	2,303,055	2,303,055			
	c	Research Fees	900099	746,625	746,625			
	d	Medical Office Building	531120	642,399	642,399			
	e	Gift Shop	900099	404,390	404,390			
	f	All other program service revenue		1,104,875	1,104,875			
	g	Total. Add lines 2a-2f . . . . .		504,175,518				
	Other Revenue	3	Investment income (including dividends, interest, and other similar amounts) . . . . .		1,206,193		1,206,193	
4		Income from investment of tax-exempt bond proceeds . . . . .						
5		Royalties . . . . .						
6a		Gross rents	(i) Real	(ii) Personal				
		b	Less rental expenses					
		c	Rental income or (loss)					
		d	Net rental income or (loss) . . . . .					
7a		Gross amount from sales of assets other than inventory	(i) Securities	(ii) Other				
		b	Less cost or other basis and sales expenses					
		c	Gain or (loss)					
		d	Net gain or (loss) . . . . .					
8a		Gross income from fundraising events (not including \$ _____ of contributions reported on line 1c) See Part IV, line 18 . . . . .	a					
b		Less direct expenses . . . . .	b					
c		Net income or (loss) from fundraising events . . . . .						
9a		Gross income from gaming activities See Part IV, line 19 . . . . .	a					
b		Less direct expenses . . . . .	b					
c		Net income or (loss) from gaming activities . . . . .						
10a		Gross sales of inventory, less returns and allowances . . . . .	a					
		b	Less cost of goods sold . . . . .	b				
		c	Net income or (loss) from sales of inventory . . . . .					
Miscellaneous Revenue		Business Code						
11a	EHR Revenue	900099	3,162,641	3,162,641				
b								
c								
d	All other revenue . . . . .							
e	Total. Add lines 11a-11d . . . . .		3,162,641					
12	Total revenue. See Instructions . . . . .		510,079,091	507,338,159	0	2,213,894		

Part IX

Statement of Functional Expenses

Section 501(c)(3) and 501(c)(4) organizations must complete all columns. All other organizations must complete column (A).

Check if Schedule O contains a response or note to any line in this Part IX ☒

Do not include amounts reported on lines 6b, 7b, 8b, 9b, and 10b of Part VIII.		(A) Total expenses	(B) Program service expenses	(C) Management and general expenses	(D) Fundraising expenses
1	Grants and other assistance to governments and organizations in the United States. See Part IV, line 21.	103,500	103,500		
2	Grants and other assistance to individuals in the United States. See Part IV, line 22.				
3	Grants and other assistance to governments, organizations, and individuals outside the United States. See Part IV, lines 15 and 16.				
4	Benefits paid to or for members.				
5	Compensation of current officers, directors, trustees, and key employees.	5,461,179	346,700	5,114,479	
6	Compensation not included above, to disqualified persons (as defined under section 4958(f)(1)) and persons described in section 4958(c)(3)(B).				
7	Other salaries and wages.	152,622,524	129,159,143	23,463,381	
8	Pension plan accruals and contributions (include section 401(k) and 403(b) employer contributions).	3,695,155	3,038,863	656,292	
9	Other employee benefits.	35,076,673	29,358,715	5,717,958	
10	Payroll taxes.	12,456,150	10,243,828	2,212,322	
11	Fees for services (non-employees):				
a	Management.				
b	Legal.	815,838		815,838	
c	Accounting.	145,519		145,519	
d	Lobbying.				
e	Professional fundraising services. See Part IV, line 17.				
f	Investment management fees.	671,721		671,721	
g	Other (If line 11g amount exceeds 10% of line 25, column (A) amount, list line 11g expenses on Schedule O).	57,328,376	44,681,896	12,646,480	
12	Advertising and promotion.	3,784,878		3,784,878	
13	Office expenses.	10,725,211	8,483,435	2,241,776	
14	Information technology.	21,009,050	17,921,176	3,087,874	
15	Royalties.				
16	Occupancy.	7,518,116	7,518,116		
17	Travel.	775,400	775,400		
18	Payments of travel or entertainment expenses for any federal, state, or local public officials.				
19	Conferences, conventions, and meetings.				
20	Interest.	7,582,789	7,582,789		
21	Payments to affiliates.				
22	Depreciation, depletion, and amortization.	35,561,772	35,561,772		
23	Insurance.	4,640,659	4,455,882	184,777	
24	Other expenses. Itemize expenses not covered above (List miscellaneous expenses in line 24e. If line 24e amount exceeds 10% of line 25, column (A) amount, list line 24e expenses on Schedule O):				
a	Medical Supplies	94,676,512	94,676,512		
b	Repairs & Maintenance	13,095,385	13,095,385		
c	State Tax Indigent Asse	6,673,815	6,673,815		
d	Bad Debt Expense	748,809	748,809		
e	All other expenses	1,227,612	1,227,612		
25	<b>Total functional expenses.</b> Add lines 1 through 24e.	476,396,643	415,653,348	60,743,295	0
26	<b>Joint costs.</b> Complete this line only if the organization reported in column (B) joint costs from a combined educational campaign and fundraising solicitation. Check here <input type="checkbox"/> if following SOP 98-2 (ASC 958-720).				

Part X

Balance Sheet

Check if Schedule O contains a response or note to any line in this Part X

				(A)		(B)	
				Beginning of year		End of year	
Assets	1	Cash—non-interest-bearing . . . . .		9,935	1	14,426	
	2	Savings and temporary cash investments . . . . .		125,911,520	2	126,984,598	
	3	Pledges and grants receivable, net . . . . .			3		
	4	Accounts receivable, net . . . . .		74,223,344	4	73,279,527	
	5	Loans and other receivables from current and former officers, directors, trustees, key employees, and highest compensated employees Complete Part II of Schedule L . . . . .			5		
	6	Loans and other receivables from other disqualified persons (as defined under section 4958(f)(1)), persons described in section 4958(c)(3)(B), and contributing employers and sponsoring organizations of section 501(c)(9) voluntary employees' beneficiary organizations (see instructions) Complete Part II of Schedule L			6		
	7	Notes and loans receivable, net . . . . .			7		
	8	Inventories for sale or use . . . . .		12,355,633	8	12,781,077	
	9	Prepaid expenses and deferred charges . . . . .		11,785,039	9	9,998,420	
	10a	Land, buildings, and equipment cost or other basis Complete Part VI of Schedule D	10a	608,174,092			
	b	Less accumulated depreciation . . . . .	10b	111,444,145	468,700,490	10c	496,729,947
	11	Investments—publicly traded securities . . . . .			11		
	12	Investments—other securities See Part IV, line 11 . . . . .		25,000	12	25,000	
	13	Investments—program-related See Part IV, line 11 . . . . .			13		
	14	Intangible assets . . . . .		15,998,496	14	15,158,496	
	15	Other assets See Part IV, line 11 . . . . .		100,165,829	15	55,358,066	
16	Total assets. Add lines 1 through 15 (must equal line 34) . . . . .		809,175,286	16	790,329,557		
Liabilities	17	Accounts payable and accrued expenses . . . . .		35,979,461	17	38,811,615	
	18	Grants payable . . . . .			18		
	19	Deferred revenue . . . . .			19	173,090	
	20	Tax-exempt bond liabilities . . . . .			20		
	21	Escrow or custodial account liability Complete Part IV of Schedule D . . . . .			21		
	22	Loans and other payables to current and former officers, directors, trustees, key employees, highest compensated employees, and disqualified persons Complete Part II of Schedule L . . . . .			22		
	23	Secured mortgages and notes payable to unrelated third parties . . . . .			23		
	24	Unsecured notes and loans payable to unrelated third parties . . . . .			24		
	25	Other liabilities (including federal income tax, payables to related third parties, and other liabilities not included on lines 17-24) Complete Part X of Schedule D . . . . .		321,464,297	25	239,617,369	
	26	Total liabilities. Add lines 17 through 25 . . . . .		357,443,758	26	278,602,074	
	Net Assets or Fund Balances	Organizations that follow SFAS 117 (ASC 958), check here <input checked="" type="checkbox"/> and complete lines 27 through 29, and lines 33 and 34.					
27		Unrestricted net assets . . . . .		434,397,567	27	490,253,055	
28		Temporarily restricted net assets . . . . .		16,847,319	28	20,816,354	
29		Permanently restricted net assets . . . . .		486,642	29	658,074	
Organizations that do not follow SFAS 117 (ASC 958), check here <input type="checkbox"/> and complete lines 30 through 34.							
30		Capital stock or trust principal, or current funds . . . . .			30		
31		Paid-in or capital surplus, or land, building or equipment fund . . . . .			31		
32		Retained earnings, endowment, accumulated income, or other funds . . . . .			32		
33		Total net assets or fund balances . . . . .		451,731,528	33	511,727,483	
34	Total liabilities and net assets/fund balances . . . . .		809,175,286	34	790,329,557		

Part XI Reconciliation of Net Assets

Check if Schedule O contains a response or note to any line in this Part XI . . . . .

1	Total revenue (must equal Part VIII, column (A), line 12) . . . . .	1	510,079,091
2	Total expenses (must equal Part IX, column (A), line 25) . . . . .	2	476,396,643
3	Revenue less expenses Subtract line 2 from line 1 . . . . .	3	33,682,448
4	Net assets or fund balances at beginning of year (must equal Part X, line 33, column (A)) . . . . .	4	451,731,528
5	Net unrealized gains (losses) on investments . . . . .	5	-16,412
6	Donated services and use of facilities . . . . .	6	
7	Investment expenses . . . . .	7	
8	Prior period adjustments . . . . .	8	
9	Other changes in net assets or fund balances (explain in Schedule O) . . . . .	9	26,329,919
10	Net assets or fund balances at end of year Combine lines 3 through 9 (must equal Part X, line 33, column (B))	10	511,727,483

Part XII Financial Statements and Reporting

Check if Schedule O contains a response or note to any line in this Part XII . . . . .

		Yes	No
1	Accounting method used to prepare the Form 990 <input type="checkbox"/> Cash <input checked="" type="checkbox"/> Accrual <input type="checkbox"/> Other _____ If the organization changed its method of accounting from a prior year or checked "Other," explain in Schedule O		
2a	Were the organization's financial statements compiled or reviewed by an independent accountant? If "Yes," check a box below to indicate whether the financial statements for the year were compiled or reviewed on a separate basis, consolidated basis, or both <input type="checkbox"/> Separate basis <input type="checkbox"/> Consolidated basis <input type="checkbox"/> Both consolidated and separate basis		No
2b	Were the organization's financial statements audited by an independent accountant? If "Yes," check a box below to indicate whether the financial statements for the year were audited on a separate basis, consolidated basis, or both <input type="checkbox"/> Separate basis <input checked="" type="checkbox"/> Consolidated basis <input type="checkbox"/> Both consolidated and separate basis	Yes	
2c	If "Yes," to line 2a or 2b, does the organization have a committee that assumes responsibility for oversight of the audit, review, or compilation of its financial statements and selection of an independent accountant? If the organization changed either its oversight process or selection process during the tax year, explain in Schedule O	Yes	
3a	As a result of a federal award, was the organization required to undergo an audit or audits as set forth in the Single Audit Act and OMB Circular A-133?		No
3b	If "Yes," did the organization undergo the required audit or audits? If the organization did not undergo the required audit or audits, explain why in Schedule O and describe any steps taken to undergo such audits		



**Form 990, Part VII - Compensation of Officers, Directors, Trustees, Key Employees, Highest Compensated Employees, and Independent Contractors**

[illegible]

SCHEDULE A

(Form 990 or 990EZ)

Department of the  
Treasury  
Internal Revenue Service

Public Charity Status and Public Support

Complete if the organization is a section 501(c)(3) organization or a section 4947(a)(1) nonexempt charitable trust.

▶ Attach to Form 990 or Form 990-EZ. ▶ See separate instructions.

▶ Information about Schedule A (Form 990 or 990-EZ) and its instructions is at [www.irs.gov/form990](http://www.irs.gov/form990).

OMB No 1545-0047

2013

Open to Public Inspection

Name of the organization University Community Hospital Inc	Employer identification number 59-1113901
---	--

Part I

Reason for Public Charity Status (All organizations must complete this part.) See instructions.

The organization is not a private foundation because it is (For lines 1 through 11, check only one box )

1	<input type="checkbox"/>	A church, convention of churches, or association of churches described in <b>section 170(b)(1)(A)(i).</b>
2	<input type="checkbox"/>	A school described in <b>section 170(b)(1)(A)(ii).</b> (Attach Schedule E )
3	<input checked="" type="checkbox"/>	A hospital or a cooperative hospital service organization described in <b>section 170(b)(1)(A)(iii).</b>
4	<input type="checkbox"/>	A medical research organization operated in conjunction with a hospital described in <b>section 170(b)(1)(A)(iii).</b> Enter the hospital's name, city, and state _____
5	<input type="checkbox"/>	An organization operated for the benefit of a college or university owned or operated by a governmental unit described in <b>section 170(b)(1)(A)(iv).</b> (Complete Part II )
6	<input type="checkbox"/>	A federal, state, or local government or governmental unit described in <b>section 170(b)(1)(A)(v).</b>
7	<input type="checkbox"/>	An organization that normally receives a substantial part of its support from a governmental unit or from the general public described in <b>section 170(b)(1)(A)(vi).</b> (Complete Part II )
8	<input type="checkbox"/>	A community trust described in <b>section 170(b)(1)(A)(vi)</b> (Complete Part II )
9	<input type="checkbox"/>	An organization that normally receives (1) more than 33 1/3% of its support from contributions, membership fees, and gross receipts from activities related to its exempt functions—subject to certain exceptions, and (2) no more than 33 1/3% of its support from gross investment income and unrelated business taxable income (less section 511 tax) from businesses acquired by the organization after June 30, 1975 See <b>section 509(a)(2).</b> (Complete Part III )
10	<input type="checkbox"/>	An organization organized and operated exclusively to test for public safety See <b>section 509(a)(4).</b>
11	<input type="checkbox"/>	An organization organized and operated exclusively for the benefit of, to perform the functions of, or to carry out the purposes of one or more publicly supported organizations described in section 509(a)(1) or section 509(a)(2) See <b>section 509(a)(3).</b> Check the box that describes the type of supporting organization and complete lines 11e through 11h <b>a</b> <input type="checkbox"/> Type I <b>b</b> <input type="checkbox"/> Type II <b>c</b> <input type="checkbox"/> Type III - Functionally integrated <b>d</b> <input type="checkbox"/> Type III - Non-functionally integrated
e	<input type="checkbox"/>	By checking this box, I certify that the organization is not controlled directly or indirectly by one or more disqualified persons other than foundation managers and other than one or more publicly supported organizations described in section 509(a)(1) or section 509(a)(2)
f	<input type="checkbox"/>	If the organization received a written determination from the IRS that it is a Type I, Type II, or Type III supporting organization, check this box
g	<input type="checkbox"/>	Since August 17, 2006, has the organization accepted any gift or contribution from any of the following persons? <b>(i)</b> A person who directly or indirectly controls, either alone or together with persons described in <b>(ii)</b> and <b>(iii)</b> below, the governing body of the supported organization? <b>(ii)</b> A family member of a person described in <b>(i)</b> above? <b>(iii)</b> A 35% controlled entity of a person described in <b>(i)</b> or <b>(ii)</b> above?
h	<input type="checkbox"/>	Provide the following information about the supported organization(s)

	Yes	No
11g(i)		
11g(ii)		
11g(iii)		

(i) Name of supported organization	(ii) EIN	(iii) Type of organization (described on lines 1- 9 above or IRC section (see instructions))	(iv) Is the organization in col (i) listed in your governing document?		(v) Did you notify the organization in col (i) of your support?		(vi) Is the organization in col (i) organized in the U S ?		(vii) Amount of monetary support
			Yes	No	Yes	No	Yes	No	
Total									



Part II

Support Schedule for Organizations Described in Sections 170(b)(1)(A)(iv) and 170(b)(1)(A)(vi)  
(Complete only if you checked the box on line 5, 7, or 8 of Part I or if the organization failed to qualify under Part III. If the organization fails to qualify under the tests listed below, please complete Part III.)

Section A. Public Support						
Calendar year (or fiscal year beginning in) ▶	(a) 2009	(b) 2010	(c) 2011	(d) 2012	(e) 2013	(f) Total
1 Gifts, grants, contributions, and membership fees received (Do not include any "unusual grants.")						
2 Tax revenues levied for the organization's benefit and either paid to or expended on its behalf						
3 The value of services or facilities furnished by a governmental unit to the organization without charge						
4 Total. Add lines 1 through 3						
5 The portion of total contributions by each person (other than a governmental unit or publicly supported organization) included on line 1 that exceeds 2% of the amount shown on line 11, column (f)						
6 Public support. Subtract line 5 from line 4						

Section B. Total Support						
Calendar year (or fiscal year beginning in) ▶	(a) 2009	(b) 2010	(c) 2011	(d) 2012	(e) 2013	(f) Total
7 Amounts from line 4						
8 Gross income from interest, dividends, payments received on securities loans, rents, royalties and income from similar sources						
9 Net income from unrelated business activities, whether or not the business is regularly carried on						
10 Other income Do not include gain or loss from the sale of capital assets (Explain in Part IV )						
11 Total support (Add lines 7 through 10)						
12 Gross receipts from related activities, etc (see instructions)					12	
13 First five years. If the Form 990 is for the organization's first, second, third, fourth, or fifth tax year as a 501(c)(3) organization, check this box and stop here . . . . . ▶						

Section C. Computation of Public Support Percentage						
14 Public support percentage for 2013 (line 6, column (f) divided by line 11, column (f))		14				
15 Public support percentage for 2012 Schedule A, Part II, line 14		15				
16a 33 1/3% support test—2013. If the organization did not check the box on line 13, and line 14 is 33 1/3% or more, check this box and stop here. The organization qualifies as a publicly supported organization ▶						
b 33 1/3% support test—2012. If the organization did not check a box on line 13 or 16a, and line 15 is 33 1/3% or more, check this box and stop here. The organization qualifies as a publicly supported organization ▶						
17a 10%-facts-and-circumstances test—2013. If the organization did not check a box on line 13, 16a, or 16b, and line 14 is 10% or more, and if the organization meets the "facts-and-circumstances" test, check this box and stop here. Explain in Part IV how the organization meets the "facts-and-circumstances" test The organization qualifies as a publicly supported organization ▶						
b 10%-facts-and-circumstances test—2012. If the organization did not check a box on line 13, 16a, 16b, or 17a, and line 15 is 10% or more, and if the organization meets the "facts-and-circumstances" test, check this box and stop here. Explain in Part IV how the organization meets the "facts-and-circumstances" test The organization qualifies as a publicly supported organization ▶						
18 Private foundation. If the organization did not check a box on line 13, 16a, 16b, 17a, or 17b, check this box and see instructions ▶						

Part IIISupport Schedule for Organizations Described in Section 509(a)(2)  
(Complete only if you checked the box on line 9 of Part I or if the organization failed to qualify under Part II. If the organization fails to qualify under the tests listed below, please complete Part II.)

Section A. Public Support						
Calendar year (or fiscal year beginning in) ▶	(a) 2009	(b) 2010	(c) 2011	(d) 2012	(e) 2013	(f) Total
1 Gifts, grants, contributions, and membership fees received (Do not include any "unusual grants.")						
2 Gross receipts from admissions, merchandise sold or services performed, or facilities furnished in any activity that is related to the organization's tax-exempt purpose						
3 Gross receipts from activities that are not an unrelated trade or business under section 513						
4 Tax revenues levied for the organization's benefit and either paid to or expended on its behalf						
5 The value of services or facilities furnished by a governmental unit to the organization without charge						
6 Total. Add lines 1 through 5						
7a Amounts included on lines 1, 2, and 3 received from disqualified persons						
b Amounts included on lines 2 and 3 received from other than disqualified persons that exceed the greater of \$5,000 or 1% of the amount on line 13 for the year						
c Add lines 7a and 7b						
8 Public support (Subtract line 7c from line 6.)						

Section B. Total Support						
Calendar year (or fiscal year beginning in) ▶	(a) 2009	(b) 2010	(c) 2011	(d) 2012	(e) 2013	(f) Total
9 Amounts from line 6						
10a Gross income from interest, dividends, payments received on securities loans, rents, royalties and income from similar sources						
b Unrelated business taxable income (less section 511 taxes) from businesses acquired after June 30, 1975						
c Add lines 10a and 10b						
11 Net income from unrelated business activities not included in line 10b, whether or not the business is regularly carried on						
12 Other income. Do not include gain or loss from the sale of capital assets (Explain in Part IV.)						
13 Total support. (Add lines 9, 10c, 11, and 12.)						
14 First five years. If the Form 990 is for the organization's first, second, third, fourth, or fifth tax year as a 501(c)(3) organization, check this box and stop here ▶						

Section C. Computation of Public Support Percentage		
15 Public support percentage for 2013 (line 8, column (f) divided by line 13, column (f))	15	
16 Public support percentage from 2012 Schedule A, Part III, line 15	16	

Section D. Computation of Investment Income Percentage		
17 Investment income percentage for 2013 (line 10c, column (f) divided by line 13, column (f))	17	
18 Investment income percentage from 2012 Schedule A, Part III, line 17	18	
19a 33 1/3% support tests—2013. If the organization did not check the box on line 14, and line 15 is more than 33 1/3%, and line 17 is not more than 33 1/3%, check this box and stop here. The organization qualifies as a publicly supported organization ▶		
b 33 1/3% support tests—2012. If the organization did not check a box on line 14 or line 19a, and line 16 is more than 33 1/3% and line 18 is not more than 33 1/3%, check this box and stop here. The organization qualifies as a publicly supported organization ▶		
20 Private foundation. If the organization did not check a box on line 14, 19a, or 19b, check this box and see instructions ▶		

Part IV

**Supplemental Information.** Provide the explanations required by Part II, line 10; Part II, line 17a or 17b; and Part III, line 12. Also complete this part for any additional information. (See instructions).

Facts And Circumstances Test

Return Reference	Explanation	
------------------	-------------	--

SCHEDULE C  
(Form 990 or 990-EZ)

Department of the Treasury  
Internal Revenue Service

Political Campaign and Lobbying Activities

For Organizations Exempt From Income Tax Under section 501(c) and section 527  
▶ **Complete if the organization is described below.** ▶ **Attach to Form 990 or Form 990-EZ.**  
▶ **See separate instructions.** ▶ **Information about Schedule C (Form 990 or 990-EZ) and its instructions is at *www.irs.gov/form990*.**

OMB No 1545-0047

2013

Open to Public Inspection

If the organization answered "Yes" to Form 990, Part IV, Line 3, or Form 990-EZ, Part V, line 46 (Political Campaign Activities), then

- Section 501(c)(3) organizations Complete Parts I-A and B Do not complete Part I-C
- Section 501(c) (other than section 501(c)(3)) organizations Complete Parts I-A and C below Do not complete Part I-B
- Section 527 organizations Complete Part I-A only

If the organization answered "Yes" to Form 990, Part IV, Line 4, or Form 990-EZ, Part VI, line 47 (Lobbying Activities), then

- Section 501(c)(3) organizations that have filed Form 5768 (election under section 501(h)) Complete Part II-A Do not complete Part II-B
- Section 501(c)(3) organizations that have NOT filed Form 5768 (election under section 501(h)) Complete Part II-B Do not complete Part II-A

If the organization answered "Yes" to Form 990, Part IV, Line 5 (Proxy Tax) or Form 990-EZ, Part V, line 35c (Proxy Tax), then

- Section 501(c)(4), (5), or (6) organizations Complete Part III

Name of the organization University Community Hospital Inc	Employer identification number 59-1113901
---	--

Part I-A Complete if the organization is exempt under section 501(c) or is a section 527 organization.

1	Provide a description of the organization's direct and indirect political campaign activities in Part IV	
2	Political expenditures	▶ \$
3	Volunteer hours	

Part I-B Complete if the organization is exempt under section 501(c)(3).

1	Enter the amount of any excise tax incurred by the organization under section 4955	▶ \$
2	Enter the amount of any excise tax incurred by organization managers under section 4955	▶ \$
3	If the organization incurred a section 4955 tax, did it file Form 4720 for this year?	<input type="checkbox"/> Yes <input type="checkbox"/> No
4a	Was a correction made?	<input type="checkbox"/> Yes <input type="checkbox"/> No
b	If "Yes," describe in Part IV	

Part I-C Complete if the organization is exempt under section 501(c), except section 501(c)(3).

1	Enter the amount directly expended by the filing organization for section 527 exempt function activities	▶ \$
2	Enter the amount of the filing organization's funds contributed to other organizations for section 527 exempt function activities	▶ \$
3	Total exempt function expenditures Add lines 1 and 2 Enter here and on Form 1120-POL, line 17b	▶ \$
4	Did the filing organization file <b>Form 1120-POL</b> for this year?	<input type="checkbox"/> Yes <input type="checkbox"/> No
5	Enter the names, addresses and employer identification number (EIN) of all section 527 political organizations to which the filing organization made payments For each organization listed, enter the amount paid from the filing organization's funds Also enter the amount of political contributions received that were promptly and directly delivered to a separate political organization, such as a separate segregated fund or a political action committee (PAC) If additional space is needed, provide information in Part IV	

(a) Name	(b) Address	(c) EIN	(d) Amount paid from filing organization's funds If none, enter -0-	(e) Amount of political contributions received and promptly and directly delivered to a separate political organization If none, enter -0-

Part II-A

Complete if the organization is exempt under section 501(c)(3) and filed Form 5768 (election under section 501(h)).

- A
- Check ☐ if the filing organization belongs to an affiliated group (and list in Part IV each affiliated group member's name, address, EIN, expenses, and share of excess lobbying expenditures)
- B
- Check ☐ if the filing organization checked box A and "limited control" provisions apply

Limits on Lobbying Expenditures (The term "expenditures" means amounts paid or incurred.)		(a) Filing organization's totals	(b) Affiliated group totals												
1a Total lobbying expenditures to influence public opinion (grass roots lobbying)															
b Total lobbying expenditures to influence a legislative body (direct lobbying)															
c Total lobbying expenditures (add lines 1a and 1b)															
d Other exempt purpose expenditures															
e Total exempt purpose expenditures (add lines 1c and 1d)															
f Lobbying nontaxable amount Enter the amount from the following table in both columns															
<table><tr><td>If the amount on line 1e, column (a) or (b) is:</td><td>The lobbying nontaxable amount is:</td></tr><tr><td>Not over \$500,000</td><td>20% of the amount on line 1e</td></tr><tr><td>Over \$500,000 but not over \$1,000,000</td><td>\$100,000 plus 15% of the excess over \$500,000</td></tr><tr><td>Over \$1,000,000 but not over \$1,500,000</td><td>\$175,000 plus 10% of the excess over \$1,000,000</td></tr><tr><td>Over \$1,500,000 but not over \$17,000,000</td><td>\$225,000 plus 5% of the excess over \$1,500,000</td></tr><tr><td>Over \$17,000,000</td><td>\$1,000,000</td></tr></table>		If the amount on line 1e, column (a) or (b) is:	The lobbying nontaxable amount is:	Not over \$500,000	20% of the amount on line 1e	Over \$500,000 but not over \$1,000,000	\$100,000 plus 15% of the excess over \$500,000	Over \$1,000,000 but not over \$1,500,000	\$175,000 plus 10% of the excess over \$1,000,000	Over \$1,500,000 but not over \$17,000,000	\$225,000 plus 5% of the excess over \$1,500,000	Over \$17,000,000	\$1,000,000		
If the amount on line 1e, column (a) or (b) is:	The lobbying nontaxable amount is:														
Not over \$500,000	20% of the amount on line 1e														
Over \$500,000 but not over \$1,000,000	\$100,000 plus 15% of the excess over \$500,000														
Over \$1,000,000 but not over \$1,500,000	\$175,000 plus 10% of the excess over \$1,000,000														
Over \$1,500,000 but not over \$17,000,000	\$225,000 plus 5% of the excess over \$1,500,000														
Over \$17,000,000	\$1,000,000														
g Grassroots nontaxable amount (enter 25% of line 1f)															
h Subtract line 1g from line 1a If zero or less, enter -0-															
i Subtract line 1f from line 1c If zero or less, enter -0-															
j If there is an amount other than zero on either line 1h or line 1i, did the organization file Form 4720 reporting section 4911 tax for this year?		<input type="checkbox"/> Yes <input type="checkbox"/> No													

4-Year Averaging Period Under Section 501(h)  
(Some organizations that made a section 501(h) election do not have to complete all of the five columns below. See the instructions for lines 2a through 2f on page 4.)

Lobbying Expenditures During 4-Year Averaging Period					
Calendar year (or fiscal year beginning in)	(a) 2010	(b) 2011	(c) 2012	(d) 2013	(e) Total
2a Lobbying nontaxable amount					
b Lobbying ceiling amount (150% of line 2a, column(e))					
c Total lobbying expenditures					
d Grassroots nontaxable amount					
e Grassroots ceiling amount (150% of line 2d, column (e))					
f Grassroots lobbying expenditures					

Part II-B

Complete if the organization is exempt under section 501(c)(3) and has NOT filed Form 5768 (election under section 501(h)).

For each "Yes" response to lines 1a through 1i below, provide in Part IV a detailed description of the lobbying activity.		(a)		(b)	
		Yes	No	Amount	
1	During the year, did the filing organization attempt to influence foreign, national, state or local legislation, including any attempt to influence public opinion on a legislative matter or referendum, through the use of				
	a Volunteers?				No
	b Paid staff or management (include compensation in expenses reported on lines 1c through 1i)?				No
	c Media advertisements?				No
	d Mailings to members, legislators, or the public?				No
	e Publications, or published or broadcast statements?				No
	f Grants to other organizations for lobbying purposes?				No
	g Direct contact with legislators, their staffs, government officials, or a legislative body?				No
	h Rallies, demonstrations, seminars, conventions, speeches, lectures, or any similar means?				No
	i Other activities?	Yes		86,255	
	j Total Add lines 1c through 1i			86,255	
2a	Did the activities in line 1 cause the organization to be not described in section 501(c)(3)?		No		
b	If "Yes," enter the amount of any tax incurred under section 4912				
c	If "Yes," enter the amount of any tax incurred by organization managers under section 4912				
d	If the filing organization incurred a section 4912 tax, did it file Form 4720 for this year?				

Part III-A

Complete if the organization is exempt under section 501(c)(4), section 501(c)(5), or section 501(c)(6).

		Yes	No
1	Were substantially all (90% or more) dues received nondeductible by members?	1	
2	Did the organization make only in-house lobbying expenditures of \$2,000 or less?	2	
3	Did the organization agree to carry over lobbying and political expenditures from the prior year?	3	

Part III-B

Complete if the organization is exempt under section 501(c)(4), section 501(c)(5), or section 501(c)(6) and if either (a) BOTH Part III-A, lines 1 and 2, are answered "No" OR (b) Part III-A, line 3, is answered "Yes."

1	Dues, assessments and similar amounts from members.	1	
2	Section 162(e) nondeductible lobbying and political expenditures (do not include amounts of political expenses for which the section 527(f) tax was paid).	2a	
a	Current year.		
b	Carryover from last year.		
c	Total.		
3	Aggregate amount reported in section 6033(e)(1)(A) notices of nondeductible section 162(e) dues.	3	
4	If notices were sent and the amount on line 2c exceeds the amount on line 3, what portion of the excess does the organization agree to carryover to the reasonable estimate of nondeductible lobbying and political expenditure next year?	4	
5	Taxable amount of lobbying and political expenditures (see instructions).	5	

Part IV

Supplemental Information

Provide the descriptions required for Part I-A, line 1, Part I-B, line 4, Part I-C, line 5, Part II-A (affiliated group list), Part II-A, line 2, and Part II-B, line 1. Also, complete this part for any additional information.

Return Reference	Explanation
Part II-B, Line 1	Dues were paid to the American Hospital Association and Florida Hospital Association. 2 Outside Consultants were used during 2013 for lobbying on behalf of the filing organization with respect to legislative matters impacting the delivery of health as follows: 1 Mike Fasano - \$16,923 2 RSA Consultants - \$48,000.

[illegible]

SCHEDULE D  
(Form 990)

Department of the Treasury  
Internal Revenue Service

Supplemental Financial Statements

▶ **Complete if the organization answered "Yes," to Form 990, Part IV, line 6, 7, 8, 9, 10, 11a, 11b, 11c, 11d, 11e, 11f, 12a, or 12b**  
▶ **Attach to Form 990.** ▶ **See separate instructions.** ▶ **Information about Schedule D (Form 990) and its instructions is at [www.irs.gov/form990](http://www.irs.gov/form990).**

OMB No 1545-0047

2013

Open to Public Inspection

<b>Name of the organization</b> University Community Hospital Inc	<b>Employer identification number</b> 59-1113901
--	---

Part I

Organizations Maintaining Donor Advised Funds or Other Similar Funds or Accounts. Complete if the organization answered "Yes" to Form 990, Part IV, line 6.

	(a) Donor advised funds	(b) Funds and other accounts
1	Total number at end of year	
2	Aggregate contributions to (during year)	
3	Aggregate grants from (during year)	
4	Aggregate value at end of year	
5	Did the organization inform all donors and donor advisors in writing that the assets held in donor advised funds are the organization's property, subject to the organization's exclusive legal control? <div><input type="checkbox"/> Yes <input type="checkbox"/> No</div>	
6	Did the organization inform all grantees, donors, and donor advisors in writing that grant funds can be used only for charitable purposes and not for the benefit of the donor or donor advisor, or for any other purpose conferring impermissible private benefit? <div><input type="checkbox"/> Yes <input type="checkbox"/> No</div>	

Part II

Conservation Easements. Complete if the organization answered "Yes" to Form 990, Part IV, line 7.

1

Purpose(s) of conservation easements held by the organization (check all that apply)

☐ Preservation of land for public use (e g , recreation or education) ☐ Preservation of an historically important land area  
☐ Protection of natural habitat ☐ Preservation of a certified historic structure  
☐ Preservation of open space

2

Complete lines 2a through 2d if the organization held a qualified conservation contribution in the form of a conservation easement on the last day of the tax year

	Held at the End of the Year
a	Total number of conservation easements
b	Total acreage restricted by conservation easements
c	Number of conservation easements on a certified historic structure included in (a)
d	Number of conservation easements included in (c) acquired after 8/17/06, and not on a historic structure listed in the National Register

3

Number of conservation easements modified, transferred, released, extinguished, or terminated by the organization during the tax year ▶ \_\_\_\_\_

4

Number of states where property subject to conservation easement is located ▶ \_\_\_\_\_

5

Does the organization have a written policy regarding the periodic monitoring, inspection, handling of violations, and enforcement of the conservation easements it holds?

☐ Yes ☐ No

6

Staff and volunteer hours devoted to monitoring, inspecting, and enforcing conservation easements during the year ▶ \_\_\_\_\_

7

Amount of expenses incurred in monitoring, inspecting, and enforcing conservation easements during the year ▶ \$ \_\_\_\_\_

8

Does each conservation easement reported on line 2(d) above satisfy the requirements of section 170(h)(4)(B)(i) and section 170(h)(4)(B)(ii)?

☐ Yes ☐ No

9

In Part XIII, describe how the organization reports conservation easements in its revenue and expense statement, and balance sheet, and include, if applicable, the text of the footnote to the organization's financial statements that describes the organization's accounting for conservation easements

Part III

Organizations Maintaining Collections of Art, Historical Treasures, or Other Similar Assets. Complete if the organization answered "Yes" to Form 990, Part IV, line 8.

1a

If the organization elected, as permitted under SFAS 116 (ASC 958), not to report in its revenue statement and balance sheet works of art, historical treasures, or other similar assets held for public exhibition, education, or research in furtherance of public service, provide, in Part XIII, the text of the footnote to its financial statements that describes these items

b

If the organization elected, as permitted under SFAS 116 (ASC 958), to report in its revenue statement and balance sheet works of art, historical treasures, or other similar assets held for public exhibition, education, or research in furtherance of public service, provide the following amounts relating to these items

(i) Revenues included in Form 990, Part VIII, line 1

▶ \$ \_\_\_\_\_

(ii) Assets included in Form 990, Part X

▶ \$ \_\_\_\_\_

2

If the organization received or held works of art, historical treasures, or other similar assets for financial gain, provide the following amounts required to be reported under SFAS 116 (ASC 958) relating to these items

a

Revenues included in Form 990, Part VIII, line 1

▶ \$ \_\_\_\_\_

b

Assets included in Form 990, Part X

▶ \$ \_\_\_\_\_

For Paperwork Reduction Act Notice, see the Instructions for Form 990.

Cat No 52283D

Schedule D (Form 990) 2013



Part III Organizations Maintaining Collections of Art, Historical Treasures, or Other Similar Assets (continued)

- 3 Using the organization's acquisition, accession, and other records, check any of the following that are a significant use of its collection items (check all that apply)
- a ☐ Public exhibition

b ☐ Scholarly research

c ☐ Preservation for future generations

d ☐ Loan or exchange programs

e ☐ Other
- 4 Provide a description of the organization's collections and explain how they further the organization's exempt purpose in Part XIII
- 5 During the year, did the organization solicit or receive donations of art, historical treasures or other similar assets to be sold to raise funds rather than to be maintained as part of the organization's collection? 

☐ Yes ☐ No

Part IV Escrow and Custodial Arrangements. Complete if the organization answered "Yes" to Form 990, Part IV, line 9, or reported an amount on Form 990, Part X, line 21.

- 1a Is the organization an agent, trustee, custodian or other intermediary for contributions or other assets not included on Form 990, Part X? 

☐ Yes ☐ No
- b If "Yes," explain the arrangement in Part XIII and complete the following table
- c Beginning balance

d Additions during the year

e Distributions during the year

f Ending balance

	Amount
1c	
1d	
1e	
1f	
- 2a Did the organization include an amount on Form 990, Part X, line 21? 

☐ Yes ☐ No
- b If "Yes," explain the arrangement in Part XIII Check here if the explanation has been provided in Part XIII 

☐

Part V Endowment Funds. Complete if the organization answered "Yes" to Form 990, Part IV, line 10.

	(a)Current year	(b)Prior year	b (c)Two years back	(d)Three years back	(e)Four years back
1a Beginning of year balance . . . . .	15,352,543	16,206,168	16,247,486	5,242,118	7,117,631
b Contributions . . . . .	1,108,676	1,019,381	426,688	10,131,589	2,259,714
c Net investment earnings, gains, and losses	858,180	642,968	194,446	32,188	-144,735
d Grants or scholarships . . . . .					
e Other expenditures for facilities and programs . . . . .	1,360,318	2,515,974	662,452	-892,786	3,990,492
f Administrative expenses . . . . .				51,195	
g End of year balance . . . . .	15,959,081	15,352,543	16,206,168	16,247,486	5,242,118

- 2 Provide the estimated percentage of the current year end balance (line 1g, column (a)) held as
- a Board designated or quasi-endowment ▶

b Permanent endowment ▶ 3 000 %

c Temporarily restricted endowment ▶ 97 000 %

The percentages in lines 2a, 2b, and 2c should equal 100%
- 3a Are there endowment funds not in the possession of the organization that are held and administered for the organization by
- (i) unrelated organizations . . . . .

(ii) related organizations . . . . .

	Yes	No
3a(i)		No
3a(ii)	Yes	
3b	Yes	
- b If "Yes" to 3a(ii), are the related organizations listed as required on Schedule R? . . . . .
- 4 Describe in Part XIII the intended uses of the organization's endowment funds

Part VI Land, Buildings, and Equipment. Complete if the organization answered 'Yes' to Form 990, Part IV, line 11a. See Form 990, Part X, line 10.

Description of property	(a) Cost or other basis (investment)	(b)Cost or other basis (other)	(c) Accumulated depreciation	(d) Book value
1a Land . . . . .		24,506,000		24,506,000
b Buildings . . . . .		399,485,882	49,785,826	349,700,056
c Leasehold improvements . . . . .				
d Equipment . . . . .		120,777,537	59,166,477	61,611,060
e Other . . . . .		63,404,673	2,491,842	60,912,831
Total. Add lines 1a through 1e (Column (d) must equal Form 990, Part X, column (B), line 10(c).) . . . . .				496,729,947



Part XI

Reconciliation of Revenue per Audited Financial Statements With Revenue per Return

Complete if the organization answered 'Yes' to Form 990, Part IV, line 12a.

1	Total revenue, gains, and other support per audited financial statements . . . . .		1	
2	Amounts included on line 1 but not on Form 990, Part VIII, line 12			
a	Net unrealized gains on investments . . . . .	2a		
b	Donated services and use of facilities . . . . .	2b		
c	Recoveries of prior year grants . . . . .	2c		
d	Other (Describe in Part XIII ) . . . . .	2d		
e	Add lines 2a through 2d . . . . .		2e	
3	Subtract line 2e from line 1 . . . . .		3	
4	Amounts included on Form 990, Part VIII, line 12, but not on line 1			
a	Investment expenses not included on Form 990, Part VIII, line 7b . . . . .	4a		
b	Other (Describe in Part XIII ) . . . . .	4b		
c	Add lines 4a and 4b . . . . .		4c	
5	Total revenue Add lines 3 and 4c. (This must equal Form 990, Part I, line 12 ) . . . . .		5	

Part XII

Reconciliation of Expenses per Audited Financial Statements With Expenses per Return.

Complete if the organization answered 'Yes' to Form 990, Part IV, line 12a.

1	Total expenses and losses per audited financial statements . . . . .		1	
2	Amounts included on line 1 but not on Form 990, Part IX, line 25			
a	Donated services and use of facilities . . . . .	2a		
b	Prior year adjustments . . . . .	2b		
c	Other losses . . . . .	2c		
d	Other (Describe in Part XIII ) . . . . .	2d		
e	Add lines 2a through 2d . . . . .		2e	
3	Subtract line 2e from line 1 . . . . .		3	
4	Amounts included on Form 990, Part IX, line 25, but not on line 1:			
a	Investment expenses not included on Form 990, Part VIII, line 7b . . . . .	4a		
b	Other (Describe in Part XIII ) . . . . .	4b		
c	Add lines 4a and 4b . . . . .		4c	
5	Total expenses Add lines 3 and 4c. (This must equal Form 990, Part I, line 18 ) . . . . .		5	

Part XIII

Supplemental Information

Provide the descriptions required for Part II, lines 3, 5, and 9, Part III, lines 1a and 4, Part IV, lines 1b and 2b, Part V, line 4, Part X, line 2, Part XI, lines 2d and 4b, and Part XII, lines 2d and 4b. Also complete this part to provide any additional information.

Return Reference	Explanation
Part V, Line 4	University Community Hospital Foundation, Inc (UCHF), a related organization formed and maintained exclusively to further the exempt purpose of University Community Hospital, Inc (the Hospital), held assets in temporary endowment and permanent endowment funds during the current tax year. UCHF's endowment consists of individual donor restricted endowment funds and pledges receivable where the assets have been designated for endowment established to support various purposes benefiting the Hospital and its patients.
Part X, Line 2	The Hospital is part of a consolidated audited financial statement. The consolidated audited financial statement includes the following FIN 48 footnote - The Division follows the Income Taxes Topic of the ASC (ASC 740), which prescribes the accounting for uncertainty in income tax positions recognized in financial statements. ASC 740 prescribes a recognition threshold and measurement attribute for the financial statement recognition and measurement of a tax position taken, or expected to be taken, in a tax return.

[illegible]

SCHEDULE H  
(Form 990)

Department of the Treasury  
Internal Revenue Service

Hospitals

► Complete if the organization answered "Yes" to Form 990, Part IV, question 20.  
► Attach to Form 990. ► See separate instructions.  
► Information about Schedule H (Form 990) and its instructions is at *www.irs.gov/form990*.

OMB No 1545-0047

2013

Open to Public Inspection

Name of the organization  
University Community Hospital Inc

Employer identification number  
59-1113901

Part I

Financial Assistance and Certain Other Community Benefits at Cost

		Yes	No	
1a	Did the organization have a financial assistance policy during the tax year? If "No," skip to question 6a . . . . .	1a	Yes	
b	If "Yes," was it a written policy? . . . . .	1b	Yes	
2	If the organization had multiple hospital facilities, indicate which of the following best describes application of the financial assistance policy to its various hospital facilities during the tax year  <input checked="" type="checkbox"/> Applied uniformly to all hospital facilities <input type="checkbox"/> Applied uniformly to most hospital facilities <input type="checkbox"/> Generally tailored to individual hospital facilities			
3	Answer the following based on the financial assistance eligibility criteria that applied to the largest number of the organization's patients during the tax year  a Did the organization use Federal Poverty Guidelines (FPG) as a factor in determining eligibility for providing <i>free</i> care? If "Yes," indicate which of the following was the FPG family income limit for eligibility for <i>free</i> care  <input type="checkbox"/> 100% <input type="checkbox"/> 150% <input checked="" type="checkbox"/> 200% <input type="checkbox"/> Other _____ %  b Did the organization use FPG as a factor in determining eligibility for providing <i>discounted</i> care? If "Yes," indicate which of the following was the family income limit for eligibility for discounted care . . . . .  <input type="checkbox"/> 200% <input type="checkbox"/> 250% <input type="checkbox"/> 300% <input type="checkbox"/> 350% <input checked="" type="checkbox"/> 400% <input type="checkbox"/> Other _____ %  c If the organization used factors other than FPG in determining eligibility, describe in Part VI the income based criteria for determining eligibility for free or discounted care Include in the description whether the organization used an asset test or other threshold, regardless of income, as a factor in determining eligibility for free or discounted care  4 Did the organization's financial assistance policy that applied to the largest number of its patients during the tax year provide for free or discounted care to the "medically indigent"? . . . . .	3a	Yes	
5a	Did the organization budget amounts for free or discounted care provided under its financial assistance policy during the tax year? . . . . .	3b	Yes	
b	If "Yes," did the organization's financial assistance expenses exceed the budgeted amount? . . . . .	4	Yes	
c	If "Yes" to line 5b, as a result of budget considerations, was the organization unable to provide free or discounted care to a patient who was eligible for free or discounted care? . . . . .	5a	Yes	
6a	Did the organization prepare a community benefit report during the tax year? . . . . .	5b		No
b	If "Yes," did the organization make it available to the public? . . . . .	5c		
	Complete the following table using the worksheets provided in the Schedule H instructions Do not submit these worksheets with the Schedule H	6a	Yes	
		6b	Yes	

7

Financial Assistance and Certain Other Community Benefits at Cost

Financial Assistance and Means-Tested Government Programs	(a) Number of activities or programs (optional)	(b) Persons served (optional)	(c) Total community benefit expense	(d) Direct offsetting revenue	(e) Net community benefit expense	(f) Percent of total expense
a Financial Assistance at cost (from Worksheet 1) . . . . .			17,655,482	0	17,655,482	3 710 %
b Medicaid (from Worksheet 3, column a) . . . . .			63,559,018	28,317,322	35,241,696	7 400 %
c Costs of other means-tested government programs (from Worksheet 3, column b) . . . . .						
d <b>Total</b> Financial Assistance and Means-Tested Government Programs . . . . .			81,214,500	28,317,322	52,897,178	11 110 %
<b>Other Benefits</b>						
e Community health improvement services and community benefit operations (from Worksheet 4) . . . . .			15,477		15,477	0 %
f Health professions education (from Worksheet 5) . . . . .						
g Subsidized health services (from Worksheet 6) . . . . .						
h Research (from Worksheet 7) . . . . .						
i Cash and in-kind contributions for community benefit (from Worksheet 8) . . . . .						
j <b>Total</b> Other Benefits . . . . .			15,477		15,477	
k <b>Total</b> . Add lines 7d and 7j . . . . .			81,229,977	28,317,322	52,912,655	11 110 %

Part IICommunity Building Activities

Complete this table if the organization conducted any community building activities during the tax year, and describe in Part VI how its community building activities promoted the health of the communities it serves.

	(a) Number of activities or programs (optional)	(b) Persons served (optional)	(c) Total community building expense	(d) Direct offsetting revenue	(e) Net community building expense	(f) Percent of total expense
1Physical improvements and housing						
2Economic development						
3Community support						
4Environmental improvements						
5Leadership development and training for community members						
6Coalition building						
7Community health improvement advocacy						
8Workforce development						
9Other						
10Total						

Part IIIBad Debt, Medicare, & Collection Practices

Section A. Bad Debt Expense

1

Did the organization report bad debt expense in accordance with Heathcare Financial Management Association Statement No. 15?

1

Yes

2

Enter the amount of the organization's bad debt expense. Explain in Part VI the methodology used by the organization to estimate this amount.

2

36,162,957

3

Enter the estimated amount of the organization's bad debt expense attributable to patients eligible under the organization's financial assistance policy. Explain in Part VI the methodology used by the organization to estimate this amount and the rationale, if any, for including this portion of bad debt as community benefit.

3

2,671,716

4

Provide in Part VI the text of the footnote to the organization's financial statements that describes bad debt expense or the page number on which this footnote is contained in the attached financial statements.

Section B. Medicare

5

Enter total revenue received from Medicare (including DSH and IME).

5

114,580,466

6

Enter Medicare allowable costs of care relating to payments on line 5.

6

124,254,415

7

Subtract line 6 from line 5. This is the surplus (or shortfall).

7

-9,673,949

8

Describe in Part VI the extent to which any shortfall reported in line 7 should be treated as community benefit. Also describe in Part VI the costing methodology or source used to determine the amount reported on line 6. Check the box that describes the method used.  
☐ Cost accounting system    ☒ Cost to charge ratio    ☐ Other

Section C. Collection Practices

9a

Did the organization have a written debt collection policy during the tax year?

9a

Yes

b

If "Yes," did the organization's collection policy that applied to the largest number of its patients during the tax year contain provisions on the collection practices to be followed for patients who are known to qualify for financial assistance? Describe in Part VI.

9b

Yes

Part IVManagement Companies and Joint Ventures

(owned 10% or more by officers, directors, trustees, key employees, and physicians—see instructions)

(a) Name of entity	(b) Description of primary activity of entity	(c) Organization's profit % or stock ownership %	(d) Officers, directors, trustees, or key employees' profit % or stock ownership %	(e) Physicians' profit % or stock ownership %
1				
2				
3				
4				
5				
6				
7				
8				
9				
10				
11				
12				
13				

## Section A. Hospital Facilities

Name, address, primary website address,  
and state license number

**Schedule H (Form 990) 2013**

Part V Facility Information (continued)

Section B. Facility Policies and Practices

(Complete a separate Section B for each of the hospital facilities or facility reporting groups listed in Part V, Section A )  
Florida Hospital Tampa

Name of hospital facility or facility reporting group

If reporting on Part V, Section B for a single hospital facility only: line number of hospital facility (from Schedule H, Part V, Section A )1

	Yes	No
<b>Community Health Needs Assessment</b> (Lines 1 through 8c are optional for tax years beginning on or before March 23, 2012)		
<b>1</b> During the tax year or either of the two immediately preceding tax years, did the hospital facility conduct a community health needs assessment (CHNA)? If "No," skip to line 9 . . . . . If "Yes," indicate what the CHNA report describes (check all that apply)	<b>1</b> Yes	
<b>a</b> <input checked="" type="checkbox"/> A definition of the community served by the hospital facility		
<b>b</b> <input checked="" type="checkbox"/> Demographics of the community		
<b>c</b> <input checked="" type="checkbox"/> Existing health care facilities and resources within the community that are available to respond to the health needs of the community		
<b>d</b> <input checked="" type="checkbox"/> How data was obtained		
<b>e</b> <input checked="" type="checkbox"/> The health needs of the community		
<b>f</b> <input checked="" type="checkbox"/> Primary and chronic disease needs and other health issues of uninsured persons, low-income persons, and minority groups		
<b>g</b> <input checked="" type="checkbox"/> The process for identifying and prioritizing community health needs and services to meet the community health needs		
<b>h</b> <input checked="" type="checkbox"/> The process for consulting with persons representing the community's interests		
<b>i</b> <input type="checkbox"/> Information gaps that limit the hospital facility's ability to assess the community's health needs		
<b>j</b> <input type="checkbox"/> Other (describe in Part VI)		
<b>2</b> Indicate the tax year the hospital facility last conducted a CHNA 20 <u>13</u>		
<b>3</b> In conducting its most recent CHNA, did the hospital facility take into account input from persons who represent the broad interests of the community served by the hospital facility, including those with special knowledge of or expertise in public health? If "Yes," describe in Part VI how the hospital facility took into account input from persons who represent the community, and identify the persons the hospital facility consulted . . . . .	<b>3</b> Yes	
<b>4</b> Was the hospital facility's CHNA conducted with one or more other hospital facilities? If "Yes," list the other hospital facilities in Part VI . . . . .	<b>4</b>	No
<b>5</b> Did the hospital facility make its CHNA report widely available to the public? . . . . . If "Yes," indicate how the CHNA report was made widely available (check all that apply)	<b>5</b> Yes	
<b>a</b> <input checked="" type="checkbox"/> Hospital facility's website (list url) <u>https //www.floridahospital.com</u>		
<b>b</b> <input type="checkbox"/> Other website (list url) _____		
<b>c</b> <input checked="" type="checkbox"/> Available upon request from the hospital facility		
<b>d</b> <input checked="" type="checkbox"/> Other (describe in Part VI)		
<b>6</b> If the hospital facility addressed needs identified in its most recently conducted CHNA, indicate how (check all that apply as of the end of the tax year)		
<b>a</b> <input type="checkbox"/> Adoption of an implementation strategy that addresses each of the community health needs identified through the CHNA		
<b>b</b> <input type="checkbox"/> Execution of the implementation strategy		
<b>c</b> <input type="checkbox"/> Participation in the development of a community-wide plan		
<b>d</b> <input type="checkbox"/> Participation in the execution of a community-wide plan		
<b>e</b> <input type="checkbox"/> Inclusion of a community benefit section in operational plans		
<b>f</b> <input type="checkbox"/> Adoption of a budget for provision of services that address the needs identified in the CHNA		
<b>g</b> <input checked="" type="checkbox"/> Prioritization of health needs in its community		
<b>h</b> <input type="checkbox"/> Prioritization of services that the hospital facility will undertake to meet health needs in its community		
<b>i</b> <input checked="" type="checkbox"/> Other (describe in Part VI)		
<b>7</b> Did the hospital facility address all of the needs identified in its most recently conducted CHNA? If "No," explain in Part VI which needs it has not addressed and the reasons why it has not addressed such needs . . . . .	<b>7</b>	No
<b>8a</b> Did the organization incur an excise tax under section 4959 for the hospital facility's failure to conduct a CHNA as required by section 501(r)(3)? . . . . .	<b>8a</b>	No
<b>b</b> If "Yes" to line 8a, did the organization file Form 4720 to report the section 4959 excise tax? . . . . .	<b>8b</b>	
<b>c</b> If "Yes" to line 8b, what is the total amount of section 4959 excise tax the organization reported on Form 4720 for all of its hospital facilities? \$_____		



Part V

Facility Information (continued)

Financial Assistance Policy		Yes	No		
<b>9</b> Did the hospital facility have in place during the tax year a written financial assistance policy that Explained eligibility criteria for financial assistance, and whether such assistance includes free or discounted care?		<b>9</b>	Yes		
<b>10</b> Used federal poverty guidelines (FPG) to determine eligibility for providing <i>free</i> care? . . . . . If "Yes," indicate the FPG family income limit for eligibility for free care <u>200 00000000000000</u> % If "No," explain in Part VI the criteria the hospital facility used		<b>10</b>	Yes		
<b>11</b> Used FPG to determine eligibility for providing <i>discounted</i> care? . . . . . If "Yes," indicate the FPG family income limit for eligibility for discounted care <u>400 00000000000000</u> % If "No," explain in Part VI the criteria the hospital facility used		<b>11</b>	Yes		
<b>12</b> Explained the basis for calculating amounts charged to patients? . . . . . If "Yes," indicate the factors used in determining such amounts (check all that apply)		<b>12</b>	Yes		
<b>a</b> <input checked="" type="checkbox"/> Income level					
<b>b</b> <input checked="" type="checkbox"/> Asset level					
<b>c</b> <input checked="" type="checkbox"/> Medical indigency					
<b>d</b> <input checked="" type="checkbox"/> Insurance status					
<b>e</b> <input checked="" type="checkbox"/> Uninsured discount					
<b>f</b> <input checked="" type="checkbox"/> Medicaid/Medicare					
<b>g</b> <input checked="" type="checkbox"/> State regulation					
<b>h</b> <input type="checkbox"/> Residency					
<b>i</b> <input type="checkbox"/> Other (describe in Part VI)					
<b>13</b> Explained the method for applying for financial assistance? . . . . .		<b>13</b>	Yes		
<b>14</b> Included measures to publicize the policy within the community served by the hospital facility? . . . . . If "Yes," indicate how the hospital facility publicized the policy (check all that apply)		<b>14</b>	Yes		
<b>a</b> <input type="checkbox"/> The policy was posted on the hospital facility's website					
<b>b</b> <input type="checkbox"/> The policy was attached to billing invoices					
<b>c</b> <input type="checkbox"/> The policy was posted in the hospital facility's emergency rooms or waiting rooms					
<b>d</b> <input type="checkbox"/> The policy was posted in the hospital facility's admissions offices					
<b>e</b> <input type="checkbox"/> The policy was provided, in writing, to patients on admission to the hospital facility					
<b>f</b> <input checked="" type="checkbox"/> The policy was available upon request					
<b>g</b> <input checked="" type="checkbox"/> Other (describe in Part VI)					
Billing and Collections					
<b>15</b> Did the hospital facility have in place during the tax year a separate billing and collections policy, or a written financial assistance policy (FAP) that explained actions the hospital facility may take upon non-payment? . . . . .		<b>15</b>	Yes		
<b>16</b> Check all of the following actions against an individual that were permitted under the hospital facility's policies during the tax year before making reasonable efforts to determine the individual's eligibility under the facility's FAP					
<b>a</b> <input type="checkbox"/> Reporting to credit agency					
<b>b</b> <input type="checkbox"/> Lawsuits					
<b>c</b> <input type="checkbox"/> Liens on residences					
<b>d</b> <input type="checkbox"/> Body attachments					
<b>e</b> <input type="checkbox"/> Other similar actions (describe in Section C)					
<b>17</b> Did the hospital facility or an authorized third party perform any of the following actions during the tax year before making reasonable efforts to determine the individual's eligibility under the facility's FAP? . . . . .				<b>17</b>	No
If "Yes," check all actions in which the hospital facility or a third party engaged					
<b>a</b> <input type="checkbox"/> Reporting to credit agency					
<b>b</b> <input type="checkbox"/> Lawsuits					
<b>c</b> <input type="checkbox"/> Liens on residences					
<b>d</b> <input type="checkbox"/> Body attachments					
<b>e</b> <input type="checkbox"/> Other similar actions (describe in Section C)					

Part V

Facility Information (continued)

- 18
- Indicate which efforts the hospital facility made before initiating any of the actions listed in line 17 (check all that apply)
- a

☐

Notified individuals of the financial assistance policy on admission
- b

☐

Notified individuals of the financial assistance policy prior to discharge
- c

☐

Notified individuals of the financial assistance policy in communications with the individuals regarding the individuals' bills
- d

☐

Documented its determination of whether individuals were eligible for financial assistance under the hospital facility's financial assistance policy
- e

☐

Other (describe in Section C)

Policy Relating to Emergency Medical Care

	Yes	No
19	Yes	
Did the hospital facility have in place during the tax year a written policy relating to emergency medical care that requires the hospital facility to provide, without discrimination, care for emergency medical conditions to individuals regardless of their eligibility under the hospital facility's financial assistance policy? . . . . .		
If "No," indicate why		
a	<input type="checkbox"/>	The hospital facility did not provide care for any emergency medical conditions
b	<input type="checkbox"/>	The hospital facility's policy was not in writing
c	<input type="checkbox"/>	The hospital facility limited who was eligible to receive care for emergency medical conditions (describe in Part VI)
d	<input type="checkbox"/>	Other (describe in Part VI)

Charges to Individuals Eligible for Assistance under the FAP (FAP-Eligible Individuals)

20		
Indicate how the hospital facility determined, during the tax year, the maximum amounts that can be charged to FAP-eligible individuals for emergency or other medically necessary care		
a	<input type="checkbox"/>	The hospital facility used its lowest negotiated commercial insurance rate when calculating the maximum amounts that can be charged
b	<input type="checkbox"/>	The hospital facility used the average of its three lowest negotiated commercial insurance rates when calculating the maximum amounts that can be charged
c	<input type="checkbox"/>	The hospital facility used the Medicare rates when calculating the maximum amounts that can be charged
d	<input checked="" type="checkbox"/>	Other (describe in Part VI)
21		No
During the tax year, did the hospital facility charge any FAP-eligible individual to whom the hospital facility provided emergency or other medically necessary services more than the amounts generally billed to individuals who had insurance covering such care? . . . . .		
If "Yes," explain in Part VI		
22		No
During the tax year, did the hospital facility charge any FAP-eligible individual an amount equal to the gross charge for any service provided to that individual? . . . . .		
If "Yes," explain in Part VI		

Part V Facility Information (continued)

Section B. Facility Policies and Practices

(Complete a separate Section B for each of the hospital facilities or facility reporting groups listed in Part V, Section A )  
Florida Hospital Carrollwood

Name of hospital facility or facility reporting group

If reporting on Part V, Section B for a single hospital facility only: line number of hospital facility (from Schedule H, Part V, Section A )2

	Yes	No
<b>Community Health Needs Assessment</b> (Lines 1 through 8c are optional for tax years beginning on or before March 23, 2012)		
<b>1</b> During the tax year or either of the two immediately preceding tax years, did the hospital facility conduct a community health needs assessment (CHNA)? If "No," skip to line 9 . . . . . If "Yes," indicate what the CHNA report describes (check all that apply)	<b>1</b> Yes	
<b>a</b> <input checked="" type="checkbox"/> A definition of the community served by the hospital facility		
<b>b</b> <input checked="" type="checkbox"/> Demographics of the community		
<b>c</b> <input checked="" type="checkbox"/> Existing health care facilities and resources within the community that are available to respond to the health needs of the community		
<b>d</b> <input checked="" type="checkbox"/> How data was obtained		
<b>e</b> <input checked="" type="checkbox"/> The health needs of the community		
<b>f</b> <input checked="" type="checkbox"/> Primary and chronic disease needs and other health issues of uninsured persons, low-income persons, and minority groups		
<b>g</b> <input checked="" type="checkbox"/> The process for identifying and prioritizing community health needs and services to meet the community health needs		
<b>h</b> <input checked="" type="checkbox"/> The process for consulting with persons representing the community's interests		
<b>i</b> <input type="checkbox"/> Information gaps that limit the hospital facility's ability to assess the community's health needs		
<b>j</b> <input type="checkbox"/> Other (describe in Part VI)		
<b>2</b> Indicate the tax year the hospital facility last conducted a CHNA 20 <u>13</u>		
<b>3</b> In conducting its most recent CHNA, did the hospital facility take into account input from persons who represent the broad interests of the community served by the hospital facility, including those with special knowledge of or expertise in public health? If "Yes," describe in Part VI how the hospital facility took into account input from persons who represent the community, and identify the persons the hospital facility consulted . . . . .	<b>3</b> Yes	
<b>4</b> Was the hospital facility's CHNA conducted with one or more other hospital facilities? If "Yes," list the other hospital facilities in Part VI . . . . .	<b>4</b>	No
<b>5</b> Did the hospital facility make its CHNA report widely available to the public? . . . . . If "Yes," indicate how the CHNA report was made widely available (check all that apply)	<b>5</b> Yes	
<b>a</b> <input checked="" type="checkbox"/> Hospital facility's website (list url) <u>https //www.floridahospital.com</u>		
<b>b</b> <input type="checkbox"/> Other website (list url) _____		
<b>c</b> <input checked="" type="checkbox"/> Available upon request from the hospital facility		
<b>d</b> <input checked="" type="checkbox"/> Other (describe in Part VI)		
<b>6</b> If the hospital facility addressed needs identified in its most recently conducted CHNA, indicate how (check all that apply as of the end of the tax year)		
<b>a</b> <input type="checkbox"/> Adoption of an implementation strategy that addresses each of the community health needs identified through the CHNA		
<b>b</b> <input type="checkbox"/> Execution of the implementation strategy		
<b>c</b> <input type="checkbox"/> Participation in the development of a community-wide plan		
<b>d</b> <input type="checkbox"/> Participation in the execution of a community-wide plan		
<b>e</b> <input type="checkbox"/> Inclusion of a community benefit section in operational plans		
<b>f</b> <input type="checkbox"/> Adoption of a budget for provision of services that address the needs identified in the CHNA		
<b>g</b> <input checked="" type="checkbox"/> Prioritization of health needs in its community		
<b>h</b> <input type="checkbox"/> Prioritization of services that the hospital facility will undertake to meet health needs in its community		
<b>i</b> <input checked="" type="checkbox"/> Other (describe in Part VI)		
<b>7</b> Did the hospital facility address all of the needs identified in its most recently conducted CHNA? If "No," explain in Part VI which needs it has not addressed and the reasons why it has not addressed such needs . . . . .	<b>7</b>	No
<b>8a</b> Did the organization incur an excise tax under section 4959 for the hospital facility's failure to conduct a CHNA as required by section 501(r)(3)? . . . . .	<b>8a</b>	No
<b>b</b> If "Yes" to line 8a, did the organization file Form 4720 to report the section 4959 excise tax? . . . . .	<b>8b</b>	
<b>c</b> If "Yes" to line 8b, what is the total amount of section 4959 excise tax the organization reported on Form 4720 for all of its hospital facilities? \$_____		

Part V

Facility Information (continued)

Financial Assistance Policy		Yes	No				
<b>9</b> Did the hospital facility have in place during the tax year a written financial assistance policy that Explained eligibility criteria for financial assistance, and whether such assistance includes free or discounted care?		<b>9</b>	Yes				
<b>10</b> Used federal poverty guidelines (FPG) to determine eligibility for providing <i>free</i> care? . . . . . If "Yes," indicate the FPG family income limit for eligibility for free care <u>200 00000000000000</u> % If "No," explain in Part VI the criteria the hospital facility used		<b>10</b>	Yes				
<b>11</b> Used FPG to determine eligibility for providing <i>discounted</i> care? . . . . . If "Yes," indicate the FPG family income limit for eligibility for discounted care <u>400 00000000000000</u> % If "No," explain in Part VI the criteria the hospital facility used		<b>11</b>	Yes				
<b>12</b> Explained the basis for calculating amounts charged to patients? . . . . . If "Yes," indicate the factors used in determining such amounts (check all that apply)		<b>12</b>	Yes				
<b>a</b> <input checked="" type="checkbox"/> Income level							
<b>b</b> <input checked="" type="checkbox"/> Asset level							
<b>c</b> <input checked="" type="checkbox"/> Medical indigency							
<b>d</b> <input checked="" type="checkbox"/> Insurance status							
<b>e</b> <input checked="" type="checkbox"/> Uninsured discount							
<b>f</b> <input checked="" type="checkbox"/> Medicaid/Medicare							
<b>g</b> <input checked="" type="checkbox"/> State regulation							
<b>h</b> <input type="checkbox"/> Residency							
<b>i</b> <input type="checkbox"/> Other (describe in Part VI)							
<b>13</b> Explained the method for applying for financial assistance? . . . . .		<b>13</b>	Yes				
<b>14</b> Included measures to publicize the policy within the community served by the hospital facility? . . . . . If "Yes," indicate how the hospital facility publicized the policy (check all that apply)		<b>14</b>	Yes				
<b>a</b> <input type="checkbox"/> The policy was posted on the hospital facility's website							
<b>b</b> <input type="checkbox"/> The policy was attached to billing invoices							
<b>c</b> <input type="checkbox"/> The policy was posted in the hospital facility's emergency rooms or waiting rooms							
<b>d</b> <input type="checkbox"/> The policy was posted in the hospital facility's admissions offices							
<b>e</b> <input type="checkbox"/> The policy was provided, in writing, to patients on admission to the hospital facility							
<b>f</b> <input checked="" type="checkbox"/> The policy was available upon request							
<b>g</b> <input checked="" type="checkbox"/> Other (describe in Part VI)							
Billing and Collections							
<b>15</b> Did the hospital facility have in place during the tax year a separate billing and collections policy, or a written financial assistance policy (FAP) that explained actions the hospital facility may take upon non-payment? . . . . .		<b>15</b>	Yes				
<b>16</b> Check all of the following actions against an individual that were permitted under the hospital facility's policies during the tax year before making reasonable efforts to determine the individual's eligibility under the facility's FAP							
<b>a</b> <input type="checkbox"/> Reporting to credit agency							
<b>b</b> <input type="checkbox"/> Lawsuits							
<b>c</b> <input type="checkbox"/> Liens on residences							
<b>d</b> <input type="checkbox"/> Body attachments							
<b>e</b> <input type="checkbox"/> Other similar actions (describe in Section C)							
<b>17</b> Did the hospital facility or an authorized third party perform any of the following actions during the tax year before making reasonable efforts to determine the individual's eligibility under the facility's FAP? . . . . .							No
If "Yes," check all actions in which the hospital facility or a third party engaged							
<b>a</b> <input type="checkbox"/> Reporting to credit agency							
<b>b</b> <input type="checkbox"/> Lawsuits							
<b>c</b> <input type="checkbox"/> Liens on residences							
<b>d</b> <input type="checkbox"/> Body attachments							
<b>e</b> <input type="checkbox"/> Other similar actions (describe in Section C)							

Part V

Facility Information (continued)

- 18
- Indicate which efforts the hospital facility made before initiating any of the actions listed in line 17 (check all that apply)
- a

☐

Notified individuals of the financial assistance policy on admission
- b

☐

Notified individuals of the financial assistance policy prior to discharge
- c

☐

Notified individuals of the financial assistance policy in communications with the individuals regarding the individuals' bills
- d

☐

Documented its determination of whether individuals were eligible for financial assistance under the hospital facility's financial assistance policy
- e

☐

Other (describe in Section C)

Policy Relating to Emergency Medical Care

		Yes	No
19	Did the hospital facility have in place during the tax year a written policy relating to emergency medical care that requires the hospital facility to provide, without discrimination, care for emergency medical conditions to individuals regardless of their eligibility under the hospital facility's financial assistance policy? . . . . . If "No," indicate why		
a	<input type="checkbox"/> The hospital facility did not provide care for any emergency medical conditions		
b	<input type="checkbox"/> The hospital facility's policy was not in writing		
c	<input type="checkbox"/> The hospital facility limited who was eligible to receive care for emergency medical conditions (describe in Part VI)		
d	<input type="checkbox"/> Other (describe in Part VI)		

Charges to Individuals Eligible for Assistance under the FAP (FAP-Eligible Individuals)

20	Indicate how the hospital facility determined, during the tax year, the maximum amounts that can be charged to FAP-eligible individuals for emergency or other medically necessary care		
a	<input type="checkbox"/> The hospital facility used its lowest negotiated commercial insurance rate when calculating the maximum amounts that can be charged		
b	<input type="checkbox"/> The hospital facility used the average of its three lowest negotiated commercial insurance rates when calculating the maximum amounts that can be charged		
c	<input type="checkbox"/> The hospital facility used the Medicare rates when calculating the maximum amounts that can be charged		
d	<input checked="" type="checkbox"/> Other (describe in Part VI)		
21	During the tax year, did the hospital facility charge any FAP-eligible individual to whom the hospital facility provided emergency or other medically necessary services more than the amounts generally billed to individuals who had insurance covering such care? . . . . . If "Yes," explain in Part VI		No
22	During the tax year, did the hospital facility charge any FAP-eligible individual an amount equal to the gross charge for any service provided to that individual? . . . . . If "Yes," explain in Part VI		No

Part V Facility Information (continued)

Section B. Facility Policies and Practices

(Complete a separate Section B for each of the hospital facilities or facility reporting groups listed in Part V, Section A )  
FL Hosp at Connerton LTAC Hospital

Name of hospital facility or facility reporting group

If reporting on Part V, Section B for a single hospital facility only: line number of hospital facility (from Schedule H, Part V, Section A ) 3

		Yes	No
Community Health Needs Assessment (Lines 1 through 8c are optional for tax years beginning on or before March 23, 2012)			
1 During the tax year or either of the two immediately preceding tax years, did the hospital facility conduct a community health needs assessment (CHNA)? If "No," skip to line 9 . . . . . If "Yes," indicate what the CHNA report describes (check all that apply)	1		No
a <input type="checkbox"/> A definition of the community served by the hospital facility			
b <input type="checkbox"/> Demographics of the community			
c <input type="checkbox"/> Existing health care facilities and resources within the community that are available to respond to the health needs of the community			
d <input type="checkbox"/> How data was obtained			
e <input type="checkbox"/> The health needs of the community			
f <input type="checkbox"/> Primary and chronic disease needs and other health issues of uninsured persons, low-income persons, and minority groups			
g <input type="checkbox"/> The process for identifying and prioritizing community health needs and services to meet the community health needs			
h <input type="checkbox"/> The process for consulting with persons representing the community's interests			
i <input type="checkbox"/> Information gaps that limit the hospital facility's ability to assess the community's health needs			
j <input type="checkbox"/> Other (describe in Part VI)			
2 Indicate the tax year the hospital facility last conducted a CHNA 20 ____	3		
3 In conducting its most recent CHNA, did the hospital facility take into account input from persons who represent the broad interests of the community served by the hospital facility, including those with special knowledge of or expertise in public health? If "Yes," describe in Part VI how the hospital facility took into account input from persons who represent the community, and identify the persons the hospital facility consulted . . . . .			
4 Was the hospital facility's CHNA conducted with one or more other hospital facilities? If "Yes," list the other hospital facilities in Part VI . . . . .			
5 Did the hospital facility make its CHNA report widely available to the public? . . . . .			
If "Yes," indicate how the CHNA report was made widely available (check all that apply)			
a <input type="checkbox"/> Hospital facility's website (list url) _____			
b <input type="checkbox"/> Other website (list url) _____			
c <input type="checkbox"/> Available upon request from the hospital facility			
d <input type="checkbox"/> Other (describe in Part VI)			
6 If the hospital facility addressed needs identified in its most recently conducted CHNA, indicate how (check all that apply as of the end of the tax year)			
a <input type="checkbox"/> Adoption of an implementation strategy that addresses each of the community health needs identified through the CHNA			
b <input type="checkbox"/> Execution of the implementation strategy			
c <input type="checkbox"/> Participation in the development of a community-wide plan			
d <input type="checkbox"/> Participation in the execution of a community-wide plan			
e <input type="checkbox"/> Inclusion of a community benefit section in operational plans			
f <input type="checkbox"/> Adoption of a budget for provision of services that address the needs identified in the CHNA	7		
g <input type="checkbox"/> Prioritization of health needs in its community			
h <input type="checkbox"/> Prioritization of services that the hospital facility will undertake to meet health needs in its community			
i <input type="checkbox"/> Other (describe in Part VI)			
7 Did the hospital facility address all of the needs identified in its most recently conducted CHNA? If "No," explain in Part VI which needs it has not addressed and the reasons why it has not addressed such needs . . . . .			
8a Did the organization incur an excise tax under section 4959 for the hospital facility's failure to conduct a CHNA as required by section 501(r)(3)? . . . . .			
b If "Yes" to line 8a, did the organization file Form 4720 to report the section 4959 excise tax? . . . . .			
c If "Yes" to line 8b, what is the total amount of section 4959 excise tax the organization reported on Form 4720 for all of its hospital facilities? \$ _____			

Part V

Facility Information (continued)

Financial Assistance Policy		Yes	No
9	Did the hospital facility have in place during the tax year a written financial assistance policy that Explained eligibility criteria for financial assistance, and whether such assistance includes free or discounted care?	9	Yes
10	Used federal poverty guidelines (FPG) to determine eligibility for providing free care? . . . . . If "Yes," indicate the FPG family income limit for eligibility for free care 200 00000000000000% If "No," explain in Part VI the criteria the hospital facility used	10	Yes
11	Used FPG to determine eligibility for providing discounted care? . . . . . If "Yes," indicate the FPG family income limit for eligibility for discounted care 400 00000000000000% If "No," explain in Part VI the criteria the hospital facility used	11	Yes
12	Explained the basis for calculating amounts charged to patients? . . . . . If "Yes," indicate the factors used in determining such amounts (check all that apply)	12	Yes
a	<input checked="" type="checkbox"/> Income level		
b	<input checked="" type="checkbox"/> Asset level		
c	<input checked="" type="checkbox"/> Medical indigency		
d	<input checked="" type="checkbox"/> Insurance status		
e	<input checked="" type="checkbox"/> Uninsured discount		
f	<input checked="" type="checkbox"/> Medicaid/Medicare		
g	<input checked="" type="checkbox"/> State regulation		
h	<input type="checkbox"/> Residency		
i	<input type="checkbox"/> Other (describe in Part VI)		
13	Explained the method for applying for financial assistance? . . . . .	13	Yes
14	Included measures to publicize the policy within the community served by the hospital facility? . . . . . If "Yes," indicate how the hospital facility publicized the policy (check all that apply)	14	Yes
a	<input type="checkbox"/> The policy was posted on the hospital facility's website		
b	<input type="checkbox"/> The policy was attached to billing invoices		
c	<input type="checkbox"/> The policy was posted in the hospital facility's emergency rooms or waiting rooms		
d	<input type="checkbox"/> The policy was posted in the hospital facility's admissions offices		
e	<input type="checkbox"/> The policy was provided, in writing, to patients on admission to the hospital facility		
f	<input checked="" type="checkbox"/> The policy was available upon request		
g	<input checked="" type="checkbox"/> Other (describe in Part VI)		
Billing and Collections			
15	Did the hospital facility have in place during the tax year a separate billing and collections policy, or a written financial assistance policy (FAP) that explained actions the hospital facility may take upon non-payment? . . . . .	15	Yes
16	Check all of the following actions against an individual that were permitted under the hospital facility's policies during the tax year before making reasonable efforts to determine the individual's eligibility under the facility's FAP		
a	<input type="checkbox"/> Reporting to credit agency		
b	<input type="checkbox"/> Lawsuits		
c	<input type="checkbox"/> Liens on residences		
d	<input type="checkbox"/> Body attachments		
e	<input type="checkbox"/> Other similar actions (describe in Section C)		
17	Did the hospital facility or an authorized third party perform any of the following actions during the tax year before making reasonable efforts to determine the individual's eligibility under the facility's FAP? . . . . . If "Yes," check all actions in which the hospital facility or a third party engaged	17	No
a	<input type="checkbox"/> Reporting to credit agency		
b	<input type="checkbox"/> Lawsuits		
c	<input type="checkbox"/> Liens on residences		
d	<input type="checkbox"/> Body attachments		
e	<input type="checkbox"/> Other similar actions (describe in Section C)		

Part V

Facility Information (continued)

- 18
- Indicate which efforts the hospital facility made before initiating any of the actions listed in line 17 (check all that apply)
- a

☐

Notified individuals of the financial assistance policy on admission
- b

☐

Notified individuals of the financial assistance policy prior to discharge
- c

☐

Notified individuals of the financial assistance policy in communications with the individuals regarding the individuals' bills
- d

☐

Documented its determination of whether individuals were eligible for financial assistance under the hospital facility's financial assistance policy
- e

☐

Other (describe in Section C)

Policy Relating to Emergency Medical Care

	Yes	No
19	Yes	
Did the hospital facility have in place during the tax year a written policy relating to emergency medical care that requires the hospital facility to provide, without discrimination, care for emergency medical conditions to individuals regardless of their eligibility under the hospital facility's financial assistance policy? . . . . .		
If "No," indicate why		
a	<input type="checkbox"/>	The hospital facility did not provide care for any emergency medical conditions
b	<input type="checkbox"/>	The hospital facility's policy was not in writing
c	<input type="checkbox"/>	The hospital facility limited who was eligible to receive care for emergency medical conditions (describe in Part VI)
d	<input type="checkbox"/>	Other (describe in Part VI)

Charges to Individuals Eligible for Assistance under the FAP (FAP-Eligible Individuals)

20		
Indicate how the hospital facility determined, during the tax year, the maximum amounts that can be charged to FAP-eligible individuals for emergency or other medically necessary care		
a	<input type="checkbox"/>	The hospital facility used its lowest negotiated commercial insurance rate when calculating the maximum amounts that can be charged
b	<input type="checkbox"/>	The hospital facility used the average of its three lowest negotiated commercial insurance rates when calculating the maximum amounts that can be charged
c	<input type="checkbox"/>	The hospital facility used the Medicare rates when calculating the maximum amounts that can be charged
d	<input checked="" type="checkbox"/>	Other (describe in Part VI)
21		No
During the tax year, did the hospital facility charge any FAP-eligible individual to whom the hospital facility provided emergency or other medically necessary services more than the amounts generally billed to individuals who had insurance covering such care? . . . . .		
If "Yes," explain in Part VI		
22		No
During the tax year, did the hospital facility charge any FAP-eligible individual an amount equal to the gross charge for any service provided to that individual? . . . . .		
If "Yes," explain in Part VI		





Part V

Facility Information (continued)

Section D. Other Health Care Facilities That Are Not Licensed, Registered, or Similarly Recognized as a Hospital Facility

(list in order of size, from largest to smallest)

How many non-hospital health care facilities did the organization operate during the tax year? 4

Name and address	Type of Facility (describe)
1 UCH Wound Healing Institute 3000 Medical Park Dr Ste 430 Tampa, FL 33613	Wound Care
2 Brandon Wound Care Clinic 205 S Moon Ave Ste 106 Brandon, FL 33511	Wound Care
3 UCH Home Health Care 13601 Bruce B Downs Blvd Ste 110 Tampa, FL 33613	Home Health
4 Carrollwood Occupational Health Clinic 7001 N Dale Mabry Hwy Tampa, FL 33613	Occupational Health
5	
6	
7	
8	
9	
10	

Part VI Supplemental Information

Provide the following information

- 1
- Required descriptions.** Provide the descriptions required for Part I, lines 3c, 6a, and 7, Part II and Part III, lines 2, 3, 4, 8 and 9b
- 2
- Needs assessment.** Describe how the organization assesses the health care needs of the communities it serves, in addition to any CHNAs reported in Part V, Section B
- 3
- Patient education of eligibility for assistance.** Describe how the organization informs and educates patients and persons who may be billed for patient care about their eligibility for assistance under federal, state, or local government programs or under the organization's financial assistance policy
- 4
- Community information.** Describe the community the organization serves, taking into account the geographic area and demographic constituents it serves
- 5
- Promotion of community health.** Provide any other information important to describing how the organization's hospital facilities or other health care facilities further its exempt purpose by promoting the health of the community (e g , open medical staff, community board, use of surplus funds, etc )
- 6
- Affiliated health care system.** If the organization is part of an affiliated health care system, describe the respective roles of the organization and its affiliates in promoting the health of the communities served
- 7
- State filing of community benefit report.** If applicable, identify all states with which the organization, or a related organization, files a community benefit report

Form and Line Reference	Explanation
Part I, Line 6a	The filing organization is a wholly owned subsidiary of Adventist Health System Sunbelt Healthcare Corporation (AHSSHC) AHSSHC serves as a parent organization to 24 tax-exempt 501(c)(3) hospital organizations that operate 44 hospitals in ten states within the U S The system of organizations under the control and ownership of AHSSHC is known as "Adventist Health System" (AHS) All hospital organizations within AHS collect, calculate, and report the community benefits they provide to the communities they serve AHS organizations exist solely to improve and enhance the local communities they serve AHS has a system-wide community benefits accounting policy that provides guidelines for its health care provider organizations to capture and report the costs of services provided to the underprivileged and to the broader community On an annual basis, the community benefits of all AHS organizations are consolidated and reported in the AHS Annual Report document prepared by Adventist Health System Sunbelt Healthcare Corporation (59-2170012)
Part I, Line 7	The amounts of costs reported in the table in line 7 of Part I of Schedule H were determined by utilizing a cost-to-charge ratio derived from Worksheet 2, Ratio of Patient Care Cost-to-Charges, contained in the Schedule H instructions

Form and Line Reference	Explanation
Part III, Line 2	The amount of bad debt expense, reported on line 2 of Section A of Part III is recorded in accordance with Healthcare Financial Management Association Statement No 15 Discounts and payments on patient accounts are recorded as adjustments to revenue, not bad debt expense
Part III, Line 3	<p>Methodology for Determining the Estimated Amount of Bad Debt Expense that May Represent Patients who Could Have Qualified under the Filing Organization's Charity Care Policy Self-pay patients are required to complete a Patient Financial Assistance Application Short Form (PFAA) If the PFAA is not completed after reasonable attempts to obtain it are exhausted, patient information is processed through a Scorer product The Scorer product utilizes publicly available data, such as credit reports, to assess an individual patient's financial viability Patients who earn a certain score on the Scorer product are considered to qualify as non-state charity patients An amount up to \$1,000 of such a patient's bill is written off as bad debt expense, while the remaining portion of the patient's bill is considered to be non-state charity The amount written off as bad debt expense for those patients who potentially qualify as non-state charity using the Scorer product is the amount shown on line 3 of Section A of Part III</p> <p>Rationale for Including Certain Bad Debts in Community Benefit The filing organization is dedicated to the view that medically necessary health care for emergency and non-elective patients should be accessible to all, regardless of age, gender, geographic location, cultural background, physician mobility, or ability to pay The filing organization treats emergency and non-elective patients regardless of their ability to pay or the availability of third-party coverage By providing health care to all who require emergency or non-elective care in a non-discriminatory manner, the filing organization is providing health care to the broad community it serves As a 501(c)(3) hospital organization, the filing organization maintains a 24/7 emergency room providing care to all whom present When a patient's arrival and/or admission to the facility begins within the Emergency Department, triage and medical screening are always completed prior to registration staff proceeding with the determination of a patient's source of payment If the patient requires admission and continued non-elective care, the filing organization provides the necessary care regardless of the patient's ability to pay The filing organization's operation of a 24/7 Emergency Department that accepts all individuals in need of care promotes the health of the community through the provision of care to all whom present Current Internal Revenue Service guidance that tax-exempt hospitals maintain such emergency rooms was established to ensure that emergency care would be provided to all without discrimination The treatment of all at the filing organization's Emergency Department is a community benefit Under the filing organization's Charity Care Policy, every effort is made to obtain a patient's necessary financial information to determine eligibility for charity care However, not all patients will cooperate with such efforts and a charity care eligibility determination can not be made In this case, a patient's portion of a bill that remains unpaid for a certain stipulated time period is wholly or partially classified as bad debt Bad debts associated with patients who have received care through the filing organization's Emergency Department should be considered to be community benefit as charitable hospitals exist to provide such care in pursuit of their purpose of meeting the need for emergency medical care services available to all in the community</p>

Form and Line Reference	Explanation
Part III, Line 8	<p>Costing Methodology Medicare allowable costs were calculated using a cost-to-charge ratio Rationale for Including a Medicare Shortfall as Community Benefit As a 501(c)(3) organization, the filing organization provides emergency and non-elective care to all regardless of ability to pay All hospital services are provided in a non-discriminatory manner to patients who are covered beneficiaries under the Medicare program As a public insurance program, Medicare provides a pre-established reimbursement rate/amount to health care providers for the services they provide to patients In some cases, the reimbursement amount provided to a hospital may exceed its costs of providing a particular service or services to a patient In other cases, the Medicare reimbursement amount may result in the hospital experiencing a shortfall of reimbursement received over costs incurred In those cases where an overall shortfall is generated for providing services to all Medicare patients, the shortfall amount should be considered as a benefit to the community Tax-exempt hospitals are required to accept all Medicare patients regardless of the profitability, or lack thereof, with respect to the services they provide to Medicare patients The population of individuals covered under the Medicare program is sufficiently large so that the provision of services to the population is a benefit to the community and relieves the burdens of government In those situations where the provision of services to the total Medicare patient population of a tax-exempt hospital during any year results in a shortfall of reimbursement received over the cost of providing care, the tax-exempt hospital has provided a benefit to a class of persons broad enough to be considered a benefit to the community Despite a financial shortfall, a tax-exempt hospital must and will continue to accept and care for Medicare patients Typically, tax-exempt hospitals provide health care services based upon an assessment of the health care needs of their community as opposed to their taxable counterparts where profitability often drives decisions about patient care services that are offered Patient care provided by tax-exempt hospitals that results in Medicare shortfalls should be considered as providing a benefit to the community and relieving the burdens of government</p>
Part III, Line 9b	<p>At the time of patient registration, non-elective self-pay patients are informed of the filing organization's financial assistance policy and told that they will be required to submit necessary financial data in order to potentially receive any discounts Under the filing organization's financial assistance policy, percentage discounts are applied to a patient's account based upon amounts generally billed to individuals who have insurance covering such care Under the filing organization's policies, payment plans for partial charity accounts will be individually developed with the patient Partial charity accounts result when a financial assistance eligibility determination allows for a percentage reduction but leaves the patient with a self-pay balance If the patient complies with the agreed-upon payment plan, the filing organization does not pursue any collection action with respect to the patient The filing organization does not pursue collection of amounts from patients determined to qualify for a 100% reduction in charges under its financial assistance policy</p>

Form and Line Reference	Explanation
Part III, Line 4	Financial Statement Footnote Related to Accounts Receivable and Allowance for Uncollectible Accounts The financial information of the filing organization is included in a consolidated audited financial statement for the current year The applicable footnote from the attached consolidated audited financial statements that addresses accounts receivable, the allowance for uncollectible accounts, and the provision for bad debts can be found on pages 6 and 7 Please note that dollar amounts on the attached consolidated audited financial statements are in thousands
Supplemental Schedule to Schedule H, Part III, Section B	Reconciliation of Schedule H Reported Medicare Surplus/(Shortfall) to Unreimbursed Medicare Costs Associated with the Provision of Services To All Medicare Beneficiaries The Medicare revenue and allowable costs of care reported in Section B of Part III of Schedule H are based upon the amounts reported in the filing organization's Medicare cost report in accordance with the IRS instructions for Schedule H On an annual basis, the filing organization also determines its total unreimbursed costs associated with providing services to all Medicare patients Unreimbursed costs are reported as a community benefit to the elderly and are included in the consolidated Adventist Health System (AHS or the Company) Community Benefits Report contained in the AHS Annual Report document The primary reconciling items between the Medicare surplus/(shortfall) shown on line 7 of Section B of Part III of Schedule H and the filing organization's unreimbursed costs of services provided to Medicare patients as reported in the AHS Community Benefit Report are as follows - Medicare surplus/(shortfall) shown on line 7 of Section B of Schedule H \$(9,673,949)- Difference in costing methodology (3,051,051)- Unreimbursed costs incurred for services provided to Medicare patients that are not included in the organization's Medicare cost report (23,400,375) -----Total Unreimbursed costs of serving all Medicare patients per the filing organization's community benefit reporting \$(36,125,375) As indicated above, the primary differences between the Medicare surplus/(shortfall) reported on Schedule H, Part III, Section B, line 7 and the filing organization's portion of the Company's annual community benefit statement is due to a difference in the costing methodology and differences in the population of Medicare patients within the calculation The cost methodology utilized in calculating any Medicare surplus/(shortfall) for purposes of the annual community benefit reporting is based upon the cost-to-charge ratio outlined in Worksheet 2 of the Schedule H instructions The same cost-to-charge ratio is used to determine the costs associated with services provided to charity care patients and Medicaid patients as reported in Schedule H, Part I, line 7 In addition, the Medicare cost report excludes services provided to Medicare patients for physician services, services provided to patients enrolled in Medicare HMOs, and certain services provided by outpatient departments of the filing organization that are reimbursed on a fee schedule The Company's own community benefit statement captures the unreimbursed cost of providing services to all Medicare beneficiaries throughout the organization

Form and Line Reference	Explanation
Part VI, Line 2	<p>As reported in Schedule H, Part V, Section B, Lines 1-8, the two licensed acute care hospitals operated by the filing organization conducted their initial community health needs assessments (CHNAs) during the current year. Their initial CHNAs were adopted by the Hospitals' boards by December 31, 2013, the end of each of the Hospital's taxable year in which it conducted its CHNA. Each Hospital's initial CHNA complied with the guidance set forth by the IRS in Proposed Regulation Section 1.501(r)-3. In addition to the CHNA discussed above, a variety of practices and processes are in place to ensure that the filing organization is responsive to the health needs of its community. Such practices and processes involve the following:</p> <ol style="list-style-type: none"> <li>1. Hospital operating/community boards composed of individuals broadly representative of the community, community leaders, and those with specialized medical training and expertise;</li> <li>2. Post-discharge patient follow-up related to the on-going care and treatment of patients who suffer from chronic diseases;</li> <li>3. Sponsorship and participation in community health and wellness activities that reach a broad spectrum of the filing organization's community; and</li> <li>4. Collaboration with other local community groups to address the health care needs of the filing organization's communities.</li> </ol>
Part VI, Line 3	<p>The filing organization has a process in place whereby patients are informed about each Hospital's Financial Assistance Policy. Signage is posted in the Emergency Rooms indicating that financial assistance is available for those self-pay patients meeting eligibility requirements. After EMTALA medical screening and stabilization requirements are met, registration personnel will secure financial information on as many self-pay patients as possible at the time of service. For those who appear to qualify for Medicaid or under each Hospital's Financial Assistance Policy, the financial counselors will continue to work with those patients until final account resolution is achieved. All other self-pay patients are covered under this process. At any time during the process that data is provided showing that a patient qualifies for assistance under the Financial Assistance Policy, the discounts extended under that policy will be applied. As part of the billing process, each Hospital includes the Application for Financial Assistance along with the initial patient bill. Each Hospital's Financial Assistance Application is also available to patients on the Hospital's web-site in both an English and Spanish version. Additionally, each Hospital's financial counselors are available to work with every patient during the first 120 days of the billing process to assist the patient with completing Financial Assistance Applications and investigating other potential sources of third-party assistance. The determination of a patient's eligibility for financial assistance is made on a case-by-case basis. Various factors are considered in that determination. Each individual patient who is identified as potentially being eligible to receive financial assistance is seen by a financial counselor at each Hospital. The financial counselor will work with the patient to make sure that other sources of assistance (public or otherwise) have been sought to the fullest extent possible. When other forms of assistance are not available or have been exhausted, each Hospital will gather certain financial information from the patient to determine the patient's ability to pay based upon level of income.</p>

Form and Line Reference	Explanation
Part VI, Line 4	<p>The filing organization currently operates 2 hospital facilities, Florida Hospital Tampa and Florida Hospital Carrollwood, a Heart Hospital, and a Long Term Acute Care Hospital on three campuses in and around the Tampa Bay Area Combined, these facilities are a major healthcare provider caring for close to 200,000 patients each year residing in Hillsborough, Pasco and surrounding Counties Florida Hospital Tampa (FHT), located in Hillsborough County in close proximity to the University of South Florida, is licensed for 381 acute-care beds FHT is home to six Centers of Excellence that focus resources on major disease areas including cardiac treatment, women's health, stroke, pediatrics, diabetes management and orthopaedics Florida Hospital Carrollwood (FHCW), also located in Hillsborough County, is licensed for 120 beds and offers comprehensive medical and surgical care, many specialized services, as well as a wide range of radiological procedures available for diagnosis and treatment of injuries and illnesses Diagnostic imaging services offered include x-rays, ultrasound, mammography, nuclear medicine, CT Scan and special procedures UCHCW's five-story medical tower also houses a six-suite surgery unit that offers advanced technologies in gynecologic, vascular surgery and joint replacement procedures Florida Hospital Pepin Heart Institute (FHPHI), located adjacent to FHT, is licensed for 94 beds Officially opening its doors on April 3, 2006, FHPHI became the Southeast's first all-digital cardiovascular specialty facility This free-standing heart hospital is filled with the advancements in technology, techniques, and revolutionary patient-centered care and is raising expectations when it comes to the diagnosis, treatment, and study of cardiovascular disease Most importantly, FHPHI is filled with a team of physicians, nurses, technicians, and staff who have worked together for more than 20 years to create one of the most successful heart programs in the Tampa Bay Area FHPHI's physicians and clinical specialists have built a comprehensive cardiovascular program with the experience of providing over 76,000 angioplasty procedures and over 11,000 open heart surgeries Florida Hospital at Connerton Long Term Acute Care Hospital (LTAC), located in Pasco County is licensed for 50 beds This facility is designed to serve individuals who have medically complex illnesses, requiring additional weeks of specialized hospital care The filing organization (UCH) is a crucial community and regional asset UCH provides necessary medical services to the already large and rapidly expanding Tampa Area With the exception of the LTAC, each facility is located in Tampa, Florida and primarily serves patients residing in Hillsborough County which is located on the west coast of central Florida Hillsborough County, Florida has a population of approximately 1 3 million with approximately 12% of the population over the age of 65 Hillsborough County has an estimated 65% of its residents having a high school diploma or higher It is estimated that 13% of the individuals residing in Hillsborough County live below the poverty level Approximately 49 2% of the Hospital's patients during the current tax year were Medicare patients, about 12 5% were Medicaid patients, about 7 5% were self-pay patients, and the remaining percentage were patients covered under commercial insurance In 2013, about 60% of the combined hospital's in-patients were admitted through the Emergency Department</p>
Part VI, Line 5	<p>The provision of community benefit is central to the filing organization's mission of service and compassion Restoring and promoting the health and quality of life of those in the communities served by the filing organization is a function of "extending the healing ministry of Christ" and embodies the filing organization's commitment to its values and principles The filing organization commits substantial resources to provide a broad range of services to both the underprivileged as well as the broader community In addition to the community benefit information provided in Parts I, II and III of this Schedule H, the filing organization captures and reports the benefits provided to its communities through faith-based care Examples of such benefits include the cost associated with chaplaincy care programs and mission peer reviews and mission conferences During the current year, the filing organization provided \$347,103 of benefit with respect to the faith-based and spiritual needs of the community in conjunction with its operation of its community hospitals The filing organization also provides benefits to its community's infrastructure by investing in capital improvements to ensure that facilities and technology provide the best possible care to the community During the current year, the filing organization expended \$58,201,066 in new capital improvements As faith-based mission-driven community hospitals, the filing organization is continually involved in monitoring its communities, identifying unmet health care needs and developing solutions and programs to address those needs In accordance with its conservative approach to fiscal responsibility, surplus funds of the filing organization are continually being invested in resources that improve the availability and quality of delivery of health care services and programs to its communities The filing organization values the communities it serves, and pledges to provide each community with needed educational, preventative, diagnostic, treatment and rehabilitative services The filing organization is continually improving and updating its range of services as necessary to meet community needs The filing organization's community outreach efforts are focused on health education, wellness information, physician referral, and screening services Each month, the filing organization offers a variety of health and wellness classes taught by members of its medical staff and other health care professionals The filing organization also maintains a speakers' bureau whereby qualified speakers are provided to community groups to deliver the latest information on health, wellness, and prevention Because prevention and early detection are key components of maintaining good health for individuals of all ages, UCH regularly conducts a variety of free and low-cost health screening events Such screenings include cholesterol, blood pressure checks, body fat and osteoporosis screenings</p>



Form and Line Reference	Explanation
Part VI, Line 6	<p>University Community Hospital, Inc. is a part of a faith-based healthcare system of organizations whose parent is Adventist Health System Sunbelt Healthcare Corporation (AHSSHC). The system is known as Adventist Health System (AHS). AHSSHC is an organization exempt from federal income tax under IRC Section 501(c)(3). AHSSHC and its subsidiary organizations operate 44 hospitals in 10 states throughout the U.S., primarily in the Southeastern portion of the U.S. AHSSHC and its subsidiaries also operate 16 nursing home facilities and other ancillary health care provider facilities, such as ambulatory surgery centers and diagnostic imaging centers. As the parent organization of the AHS system, AHSSHC provides executive leadership and other professional support services to its subsidiary organizations. Professional support services include among others corporate compliance, legal, human resources, reimbursement, risk management, and tax as well as treasury functions. The provision of these executive and support services on a centralized basis by AHSSHC provides an appropriate balance between providing each AHS subsidiary hospital organization with mission-driven consistent leadership and support while allowing the hospital organization to focus its resources on meeting the specific health care needs of the community it serves. The reader of this Form 990 should keep in mind that this reporting entity may differ in certain areas from that of a stand-alone hospital organization due to its inclusion in a larger system of healthcare organizations. As a part of a system of hospital and other health care organizations, the filing organization benefits from reduced costs due to system efficiencies, such as large group purchasing discounts, and the availability of internal resources such as internal legal counsel. Each AHS subsidiary pays a management fee to AHSSHC for the internal services provided by AHSSHC. As a result, management fee expense reported by an AHS subsidiary organization may appear greater in relation to management fee expense that may be reported by a single stand-alone hospital. The single stand-alone hospital would likely report costs associated with management and other professional services on various expense line items in its statement of revenue and expense as opposed to reporting such costs in one overall management fee expense. As the reporting of the Form 990 is done on an entity by entity basis, there is no single Form 990 that captures the programs and operations of AHS as a whole. The reader is directed to visit the web-site of AHS at <a href="http://www.adventisthealthsystem.com">www.adventisthealthsystem.com</a> to learn more about the mission and operations of AHS and to access AHS's annual report that contains financial data as well as community benefit reporting for the entire system.</p>
Part VI, Line 7	The filing organization does not file a community benefit report with any state.



Schedule I  
(Form 990)

Grants and Other Assistance to Organizations,  
Governments and Individuals in the United States  
Complete if the organization answered "Yes," to Form 990, Part IV, line 21 or 22.  
▶ Attach to Form 990

OMB No 1545-0047  
2013  
Open to Public  
Inspection

Department of the Treasury  
Internal Revenue Service

Name of the organization  
University Community Hospital Inc

Employer identification number  
59-1113901

Part I

General Information on Grants and Assistance

1 Does the organization maintain records to substantiate the amount of the grants or assistance, the grantees' eligibility for the grants or assistance, and the selection criteria used to award the grants or assistance? . . . . . ☒ Yes ☐ No

2 Describe in Part IV the organization's procedures for monitoring the use of grant funds in the United States

Part II

Grants and Other Assistance to Governments and Organizations in the United States. Complete if the organization answered "Yes" to Form 990, Part IV, line 21, for any recipient that received more than \$5,000. Part II can be duplicated if additional space is needed.

(a) Name and address of organization or government	(b) EIN	(c) IRC Code section if applicable	(d) Amount of cash grant	(e) Amount of non-cash assistance	(f) Method of valuation (book, FMV, appraisal, other)	(g) Description of non-cash assistance	(h) Purpose of grant or assistance
(1) American Cancer Society Inc 2006 W Kennedy Blvd Tampa,FL 33606	59-0657320	501(c)(3)	13,500				General Support
(2) American Heart Association Inc 7272 Greenville Avenue Dallas,TX 75231	13-5613797	501(c)(3)	15,000				General Support
(3) Junior Achievement of West Central Florida Inc 13805 58th Street N Clearwater,FL 33760	59-1098499	501(c)(3)	25,000				General Support
(4) Tampa Bay Partnership For Regional Economic Development 4300 W Cypress Street Ste 700 Tampa,FL 33607	59-3248071	501(c)(6)	50,000				General Support
(5) University Community Hospital Foundation Inc 3100 E Fletcher Avenue Tampa,FL 33613	59-2554889	501(c)(3)		61,950	Fair Market Value	Contributed Facilities	General Support
(6) University Community Hospital Foundation Inc 3100 E Fletcher Avenue Tampa,FL 33613	59-2554889	501(c)(3)	25,000				General Support

2 Enter total number of section 501(c)(3) and government organizations listed in the line 1 table . . . . . 4

3 Enter total number of other organizations listed in the line 1 table . . . . . 1

**Part III**

**Grants and Other Assistance to Individuals in the United States.** Complete if the organization answered "Yes" to Form 990, Part IV, line 22.  
Part III can be duplicated if additional space is needed.

(a)Type of grant or assistance	(b)Number of recipients	(c)Amount of cash grant	(d)Amount of non-cash assistance	(e)Method of valuation (book, FMV, appraisal, other)	(f)Description of non-cash assistance

**Part IV**

**Supplemental Information.** Provide the information required in Part I, line 2, Part III, column (b), and any other additional information.

Return Reference	Explanation
Part I, Line 2	Grants are generally made only to related organizations that are exempt from Federal Income Tax under 501(c)(3), or to other non-profit community organizations. Accordingly, the filing organization has not established specific procedures for monitoring the use of grant funds in the United States as the filing organization does not have a grant making program that would necessitate such procedures.

Schedule J  
(Form 990)

Department of the Treasury  
Internal Revenue Service

Compensation Information

For certain Officers, Directors, Trustees, Key Employees, and Highest Compensated Employees

▶ Complete if the organization answered "Yes" to Form 990, Part IV, line 23.  
▶ Attach to Form 990. ▶ See separate instructions.

▶ Information about Schedule J (Form 990) and its instructions is at [www.irs.gov/form990](http://www.irs.gov/form990).

OMB No 1545-0047

2013

Open to Public Inspection

Name of the organization  
University Community Hospital Inc

Employer identification number  
59-1113901

Part I

Questions Regarding Compensation

	Yes	No
<div><div>1a</div><div>Check the appropriate box(es) if the organization provided any of the following to or for a person listed in Form 990, Part VII, Section A, line 1a. Complete Part III to provide any relevant information regarding these items.</div><div><div><div><input type="checkbox"/> First-class or charter travel</div><div><input checked="" type="checkbox"/> Travel for companions</div><div><input checked="" type="checkbox"/> Tax idemnification and gross-up payments</div><div><input checked="" type="checkbox"/> Discretionary spending account</div></div><div><div><input checked="" type="checkbox"/> Housing allowance or residence for personal use</div><div><input type="checkbox"/> Payments for business use of personal residence</div><div><input type="checkbox"/> Health or social club dues or initiation fees</div><div><input type="checkbox"/> Personal services (e g , maid, chauffeur, chef)</div></div></div></div>		
<div><div>b</div><div>If any of the boxes in line 1a are checked, did the organization follow a written policy regarding payment or reimbursement or provision of all of the expenses described above? If "No," complete Part III to explain.</div></div>	Yes	
<div><div>2</div><div>Did the organization require substantiation prior to reimbursing or allowing expenses incurred by all directors, trustees, officers, including the CEO/Executive Director, regarding the items checked in line 1a?</div></div>	Yes	
<div><div>3</div><div>Indicate which, if any, of the following the filing organization used to establish the compensation of the organization's CEO/Executive Director. Check all that apply. Do not check any boxes for methods used by a related organization to establish compensation of the CEO/Executive Director, but explain in Part III.</div><div><div><div><input type="checkbox"/> Compensation committee</div><div><input type="checkbox"/> Independent compensation consultant</div><div><input type="checkbox"/> Form 990 of other organizations</div></div><div><div><input type="checkbox"/> Written employment contract</div><div><input type="checkbox"/> Compensation survey or study</div><div><input type="checkbox"/> Approval by the board or compensation committee</div></div></div></div>		
<div><div>4</div><div>During the year, did any person listed in Form 990, Part VII, Section A, line 1a with respect to the filing organization or a related organization:</div></div>		
<div><div>a</div><div>Receive a severance payment or change-of-control payment?</div></div>	Yes	
<div><div>b</div><div>Participate in, or receive payment from, a supplemental nonqualified retirement plan?</div></div>	Yes	
<div><div>c</div><div>Participate in, or receive payment from, an equity-based compensation arrangement?</div></div> <div>If "Yes" to any of lines 4a-c, list the persons and provide the applicable amounts for each item in Part III.</div>		No
<div><div></div><div>Only 501(c)(3) and 501(c)(4) organizations only must complete lines 5-9.</div></div>		
<div><div>5</div><div>For persons listed in Form 990, Part VII, Section A, line 1a, did the organization pay or accrue any compensation contingent on the revenues of:</div></div>		
<div><div>a</div><div>The organization?</div></div>		No
<div><div>b</div><div>Any related organization?</div></div> <div>If "Yes," to line 5a or 5b, describe in Part III.</div>		No
<div><div>6</div><div>For persons listed in Form 990, Part VII, Section A, line 1a, did the organization pay or accrue any compensation contingent on the net earnings of:</div></div>		
<div><div>a</div><div>The organization?</div></div>		No
<div><div>b</div><div>Any related organization?</div></div> <div>If "Yes," to line 6a or 6b, describe in Part III.</div>		No
<div><div>7</div><div>For persons listed in Form 990, Part VII, Section A, line 1a, did the organization provide any non-fixed payments not described in lines 5 and 6? If "Yes," describe in Part III.</div></div>		No
<div><div>8</div><div>Were any amounts reported in Form 990, Part VII, paid or accrued pursuant to a contract that was subject to the initial contract exception described in Regulations section 53.4958-4(a)(3)? If "Yes," describe in Part III.</div></div>		No
<div><div>9</div><div>If "Yes" to line 8, did the organization also follow the rebuttable presumption procedure described in Regulations section 53.4958-6(c)?</div></div>		

**Part II** **Officers, Directors, Trustees, Key Employees, and Highest Compensated Employees.** Use duplicate copies if additional space is needed.

For each individual whose compensation must be reported in Schedule J, report compensation from the organization on row (i) and from related organizations, described in the instructions, on row (ii). Do not list any individuals that are not listed on Form 990, Part VII.

**Note.** The sum of columns (B)(i)-(iii) for each listed individual must equal the total amount of Form 990, Part VII, Section A, line 1a, applicable column (D) and (E) amounts for that individual.

(A) Name and Title		(B) Breakdown of W-2 and/or 1099-MISC compensation			(C) Retirement and other deferred compensation	(D) Nontaxable benefits	(E) Total of columns (B)(i)-(D)	(F) Compensation reported as deferred in prior Form 990
		(i) Base compensation	(ii) Bonus & incentive compensation	(iii) Other reportable compensation				
See Additional Data Table								

Part III Supplemental Information

Provide the information, explanation, or descriptions required for Part I, lines 1a, 1b, 3, 4a, 4b, 4c, 5a, 5b, 6a, 6b, 7, and 8, and for Part II

Also complete this part for any additional information

Return Reference	Explanation
Part I, Line 1a	The filing organization is a part of the system of healthcare organizations known as Adventist Health System (AHS) Members of the filing organization's executive management team that hold the position of Vice-President or above are compensated by and on the payroll of Adventist Health System Sunbelt Healthcare Corporation (AHSSHC), the parent organization of AHS AHSSHC is exempt from federal income tax under IRC Section 501(c)(3) The filing organization reimburses AHSSHC for the salary and benefit cost of those executives on the payroll of AHSSHC that provide services and are on the management team of the filing organization Travel for companions AHSSHC has a Corporate Executive Policy that provides a benefit to allow for a traveling AHSSHC executive to have his or her spouse accompany the executive on certain business trips each year Typically, reimbursement is only provided to Vice Presidents and above and is usually limited to one business trip per year beyond the annual AHS President's Council business meeting and other meetings where the spouse is specifically invited The AHSSHC Corporate Executive Spousal Travel Policy was originally approved and reviewed by the AHSSHC Board Compensation Committee, an independent body of the AHSSHC Board of Directors All spousal travel costs reimbursed to the executive are considered taxable compensation to the executive Tax Indemnification and gross-up payments AHS has a system-wide policy addressing gross-up payments provided in connection with employer-provided benefits/other taxable items Under the policy, certain taxable business-related reimbursements (i e taxable business-related moving expenses, taxable items provided in connection with employment) provided to any employee may be grossed-up at a 25% rate upon approval of the filing organization's CEO and CFO Additionally, employees at the Director level and above are eligible for gross-up payments on gifts received for board of director services Discretionary spending account A nominal discretionary spending amount was provided in the current year to all eligible executives who attend the annual AHS President's Council business meeting (\$500 per executive) or the annual AHS CFO Conference business meeting (\$300 per executive) Other discretionary spending accounts may be provided in connection with other AHS sponsored conferences but typically do not exceed \$200 per participant With respect to the AHS President's council meeting, eligible executives may include AHSSHC Vice Presidents and above and all AHSSHC subsidiary organization CEOs and Regional CFOs The payment provided to each executive was considered taxable compensation to the executive Housing allowance or residence for personal use AHSSHC has a Corporate Executive Policy that addresses assistance to executives who have been relocated by the company during the year Relocation assistance provided to executives may include relocation allowances to assist with duplicate housing expenses Relocation assistance is administered per AHSSHC policy by an external relocation company Any taxable reimbursements made to executives in connection with relocation assistance are treated as wages to the executive and are subject to all payroll withholding and reporting requirements
Part I, Line 3	The individual who serves as the CEO of the filing organization is compensated by Adventist Health System Sunbelt Healthcare Corporation (AHSSHC) for that individual's role in serving as the CEO Compensation and benefits provided to this individual are determined pursuant to policies, procedures, and processes of AHSSHC that are designed to ensure compliance with the intermediate sanctions laws as set forth in IRC Section 4958 AHSSHC has taken steps to ensure that processes are in place to satisfy the rebuttable presumption of reasonableness standard as set forth in Treasury Regulation 53.4958-6 with respect to its active executive-level positions The AHSSHC Board Compensation Committee (the Committee) serves as the governing body for all executive compensation matters The Committee is composed of certain members of the Board of Directors (the Board) of AHSSHC Voting members of the Committee include only individuals who serve on the Board as independent representatives of the community, who hold no employment positions with AHSSHC and who do not have relationships with any of the individuals whose compensation is under their review that impacts their best independent judgment as fiduciaries of AHSSHC The Committee's role is to review and approve all components of the executive compensation plan of AHSSHC As an independent governing body with respect to executive compensation, it should be noted that the Committee will often confer in executive sessions on matters of compensation policy and policy changes In such executive sessions, no members of management of AHSSHC are present The Committee is advised by an independent third party compensation advisor This advisor prepares all the benchmark studies for the Committee Compensation levels are benchmarked with a national peer group of other not-for-profit healthcare systems and hospitals of similar size and complexity to AHS and each of its affiliated entities The following principles guide the establishment of individual executive compensation - The salary of the President/CEO of AHS will not exceed the 40th percentile of comparable salaries paid by similarly situated organizations, and - Other executive salaries shall be established using market medians The compensation philosophy, policies, and practices of AHSSHC are consistent with the organization's faith-based mission and conform to applicable laws, regulations, and business practices As a faith-based organization sponsored by the Seventh-day Adventist Church (the Church), AHSSHC's philosophy and principles with respect to its executive compensation practices reflect the conservative approach of the Church's mission of service and were developed in counsel with the Church's leadership
Part I, Lines 4a-b	Part I, Line 4a During the year ending December 31, 2013, Mary Whillock and Marvin Kurtz received severance payments in the amounts of \$12,585 and \$100,385 respectively Pursuant to the AHSSHC Corporate Executive Policy governing executive severance, severance agreements for executives operating at the Vice President level and above are entered into upon eligibility to facilitate the transition to subsequent employment following an involuntary separation from employment with AHS As discussed in Line 1a above, executives on the filing organization's management team that hold the position of Vice-President or above are compensated by and on the payroll of Adventist Health System Sunbelt Healthcare Corporation (AHSSHC), the parent organization of a healthcare system known as Adventist Health System (AHS) In recognition of the contribution that each executive makes to the success of AHS, AHS provides to eligible executives participation in the AHS Executive FLEX Benefit Program (the Plan) The purpose of the Plan is to offer eligible executives an opportunity to elect from among a variety of supplemental benefits, including deferred compensation benefits taxable under Internal Revenue Code (IRC) Section 457(f), to individually tailor a benefits program appropriate to each executive's needs The Plan provides eligible participants a pre-determined benefits allowance credit that is equal to a percentage of the executive's base pay from which is deducted the cost of mandatory and elective employee benefits The pre-determined benefits allowance credit percentage is approved by AHSSHC Board Compensation Committee, an independent committee of the Board of Directors of AHSSHC Any funds that remain after the cost of mandatory and elective benefits are subtracted from the annual pre-determined benefits allowance are contributed, at the employee's option, to either an IRC 457(f) deferred compensation account or to an IRC 457(b) eligible deferred compensation plan Upon attainment of age 65, all previous 457(f) deferred amounts are paid immediately to the participant and any future employer contributions are made quarterly from the Plan directly to the participant The Plan documents define an employee who is eligible to participate in the Plan to generally include the Chief Executive Officers of AHS entities and Vice Presidents of all AHS entities whose base salary is at least \$218,000 The Plan provides for a class year vesting schedule (2 years for each class year) with respect to amounts accumulated in the executive's 457(f) deferred compensation account Distributions could also be made from the executive's 457(f) deferred compensation account upon attainment of age 65 or upon an involuntary separation The account is forfeited by the executive upon a voluntary separation In addition to the Plan, AHS has instituted a defined benefit, non-tax-qualified deferred compensation plan for certain executives who have provided lengthy service to AHS and/or to other Seventh-Day Adventist Church hospitals or health care institutions Participation in the plan is offered to AHS executives on a prorata schedule beginning with 20 years of service as an employee of AHS and/or another hospital or health care institution controlled by the Seventh-Day Adventist Church and who satisfy certain other qualifying criteria This supplemental executive retirement plan (SERP) was designed to provide eligible executives with the economic equivalent of an annual income beginning at normal retirement age equal to 60% of the average of the participant's three, five or seven highest years of base salary from AHS active employment inclusive of income from all other Seventh-Day Adventist Church healthcare employer-financed retirement income sources and investment income earned on those contributions through social security normal retirement age as defined in the plan The number of years included in highest average compensation is determined by the individual's year of entry to the SERP and by the individual's year of entry to the AHS Executive FLEX Benefit Program Flex Plan Flex Plan/ SERP 457(b) CY CY Employer CY Contrib / Distributions Contrib Distributions* Payment ----- Brad Bjornstad, MD \$ 39,144 \$ 16,354 \$0 \$0 Vadym Dedinko \$ 19,972 \$ 11,678 \$0 \$0 Janice Hagensicker \$ 46,211 \$ 28,375 \$174,831 \$0 John Harding \$ 85,488 \$ 94,098 \$277,917 \$0 Lars Houmann \$184,069 \$186,831 \$232,784 \$0 Joel Johnson \$ 26,709 \$ 35,530 \$106,949 \$0 Michael Schultz \$117,859 \$124,294 \$397,783 \$0 Richard Tibbits \$ 30,132 \$ 9,863 \$ 98,801 \$0 Brigitte Shaw \$ 16,834 \$ 17,989 \$0 \$0 Kathleen Miller \$ 14,956 * Including Investment Earnings

Additional Data

Software ID:  
Software Version:  
EIN: 59-1113901  
Name: University Community Hospital Inc

Form 990, Schedule J, Part II - Officers, Directors, Trustees, Key Employees, and Highest Compensated Employees

(A) Name		(B) Breakdown of W-2 and/or 1099-MISC compensation			(C) Deferred compensation	(D) Nontaxable benefits	(E) Total of columns (B)(i)-(D)	(F) Compensation reported in prior Form 990 or Form 990-EZ
		(i) Base Compensation	(ii) Bonus & incentive compensation	(iii) Other compensation				
Michael Schultz Vice Chairman	(i)	0	0	0	0	0	0	0
	(ii)	662,144	193,658	574,914	114,208	42,901	1,587,825	107,872
John Harding CEO/Director	(i)	0	0	0	0	0	0	0
	(ii)	493,063	143,873	391,816	99,338	26,486	1,154,576	82,377
Lars Houmann Director	(i)	0	0	0	0	0	0	0
	(ii)	911,606	302,898	456,423	197,919	42,997	1,911,843	166,425
Brendan O'Malley MD Director	(i)	197,598	41,370	1,200	26,528	17,171	283,867	0
	(ii)	0	0	0	0	0	0	0
Janice Hagensicker Regional CFO (End 8/13)	(i)	0	0	0	0	0	0	0
	(ii)	336,676	84,387	258,866	42,561	28,959	751,449	28,362
Vadym Didenko CFO - Medical Center (Beg 9/13)	(i)	0	0	0	0	0	0	0
	(ii)	258,006	39,300	119,225	33,822	41,488	491,841	10,863
Richard Tibbitts COO - Medical Center	(i)	0	0	0	0	0	0	0
	(ii)	271,778	40,762	141,757	26,482	24,823	505,602	8,294
Brad Bjornstad MD CMO - Medical Center	(i)	0	0	0	0	0	0	0
	(ii)	297,434	47,466	47,138	35,493	17,799	445,330	13,930
Kathleen Miller CNO - Medical Center	(i)	0	0	0	0	0	0	0
	(ii)	216,001	33,879	25,620	13,079	27,780	316,359	0
Joel Johnson CEO - Carrollwood	(i)	0	0	0	0	0	0	0
	(ii)	284,594	70,937	153,826	40,559	35,607	585,523	33,447
Shane Cox CFO - Carrollwood	(i)	0	0	0	0	0	0	0
	(ii)	183,307	29,904	10,067	11,842	21,669	256,789	0
Robin McGuinness CNO - Carrollwood	(i)	0	0	0	0	0	0	0
	(ii)	160,363	23,191	4,096	9,234	29,524	226,408	0
Brigitte Shaw COO - Pepin Heart Hosp	(i)	0	0	0	0	0	0	0
	(ii)	246,967	41,398	26,808	30,683	34,745	380,601	16,207
Alexander Rosemurgy MD Physician	(i)	604,596	186,169	3,225	27,560	22,844	844,394	0
	(ii)	0	0	0	0	0	0	0
Sharona Ross MD Physician	(i)	356,780	108,373	420	16,272	21,346	503,191	0
	(ii)	0	0	0	0	0	0	0
Michael Harris MD Physician	(i)	370,662	76,518	1,200	13,136	20,543	482,059	0
	(ii)	0	0	0	0	0	0	0
James Orlowski MD Physician	(i)	388,435	28	1,200	21,100	22,029	432,792	0
	(ii)	0	0	0	0	0	0	0
Charles Lambert MD Physician	(i)	375,009	28	1,200	0	19,951	396,188	0
	(ii)	0	0	0	0	0	0	0
Marvin Kurtz Former CFO - Med Ctr	(i)	0	0	0	0	0	0	0
	(ii)	0	0	100,219	4,618	2,536	107,373	0
Mary Whillock Former - CNO Carrollwood	(i)	0	0	0	0	0	0	0
	(ii)	108,304	0	14,967	5,825	8,421	137,517	0



Schedule L  
(Form 990 or 990-EZ)

Department of the Treasury  
Internal Revenue Service

Transactions with Interested Persons  
▶ Complete if the organization answered "Yes" on Form 990, Part IV, lines 25a, 25b, 26, 27, 28a, 28b, or 28c, or Form 990-EZ, Part V, line 38a or 40b.  
▶ Attach to Form 990 or Form 990-EZ. ▶ See separate instructions.  
▶ Information about Schedule L (Form 990 or 990-EZ) and its instructions is at [www.irs.gov/form990](http://www.irs.gov/form990).

OMB No 1545-0047  
**2013**  
Open to Public Inspection

Name of the organization  
University Community Hospital Inc

Employer identification number  
59-1113901

Part I Excess Benefit Transactions (section 501(c)(3) and section 501(c)(4) organizations only).  
Complete if the organization answered "Yes" on Form 990, Part IV, line 25a or 25b, or Form 990-EZ, Part V, line 40b

1	(a) Name of disqualified person	(b) Relationship between disqualified person and organization	(c) Description of transaction	(d) Corrected?	
				Yes	No

2 Enter the amount of tax incurred by organization managers or disqualified persons during the year under section 4958 . . . . . ▶ \$

3 Enter the amount of tax, if any, on line 2, above, reimbursed by the organization . . . . . ▶ \$

Part II Loans to and/or From Interested Persons.  
Complete if the organization answered "Yes" on Form 990-EZ, Part V, line 38a, or Form 990, Part IV, line 26, or if the organization reported an amount on Form 990, Part X, line 5, 6, or 22

(a) Name of interested person	(b) Relationship with organization	(c) Purpose of loan	(d) Loan to or from the organization?		(e) Original principal amount	(f) Balance due	(g) In default?		(h) Approved by board or committee?	(i) Written agreement?	
			To	From			Yes	No		Yes	No
Total ▶ \$											

Part III Grants or Assistance Benefitting Interested Persons.  
Complete if the organization answered "Yes" on Form 990, Part IV, line 27.

(a) Name of interested person	(b) Relationship between interested person and the organization	(c) Amount of assistance	(d) Type of assistance	(e) Purpose of assistance

**Part IV Business Transactions Involving Interested Persons.**

Complete if the organization answered "Yes" on Form 990, Part IV, line 28a, 28b, or 28c.

(a) Name of interested person	(b) Relationship between interested person and the organization	(c) Amount of transaction	(d) Description of transaction	(e) Sharing of organization's revenues?	
				Yes	No
(1) Jon L Courson III	Family member of Board Member	28,795	Employee Compensation		No
(2) Cardiac Surgery Associates of Tampa	>5% owned by Board Member	406,403	Surgical Services		No
(3) Ravindra Patel MD	Family member of Board Member	353,253	Surgical Services		No
(4) Advanced Cardiac Management LLC	>5% owned by Board Member	1,200,792	Physician Services		No
(5) Reliance Laboratory Partners LLC	>5% owned by Board Member	107,607	Lab Cytology Services		No

**Part V Supplemental Information**

Provide additional information for responses to questions on Schedule L (see instructions)

Return Reference	Explanation
------------------	-------------

**SCHEDULE O**  
**(Form 990 or 990-EZ)**

Department of the Treasury  
Internal Revenue Service

**Supplemental Information to Form 990 or 990-EZ**

**Complete to provide information for responses to specific questions on  
Form 990 or to provide any additional information.**  
**▶ Attach to Form 990 or 990-EZ.**  
**▶ Information about Schedule O (Form 990 or 990-EZ) and its instructions is at  
[www.irs.gov/form990](http://www.irs.gov/form990).**

OMB No 1545-0047

**2013**

**Open to Public  
Inspection**

Name of the organization  
University Community Hospital Inc

**Employer identification number**

59-1113901

Return Reference	Explanation
Form 990, Part VI, Section A, line 2	Jon Courson and Eric New man - Family Relationship Mary Mahon and Jose Vivero - Business Relationship Art Bernard and Fred Meyer - Business Relationship

Return Reference	Explanation
Form 990, Part VI, Section A, line 4	Article XI of the filing organization's Bylaws were amended in 2013 to provide that, for the period from January 1, 2013 to December 31, 2014, the President shall carry out such duties as assigned by the Member, who designee shall be the Executive Vice President of the Florida Division of Adventist Health System

Return Reference	Explanation
Form 990, Part VI, Section A, line 6	University Community Hospital, Inc (the filing organization) has one member. The sole member of the filing organization is Adventist Health System Sunbelt Healthcare Corporation. Adventist Health System Sunbelt Healthcare Corporation (AHSSHC) is a Florida, not-for-profit corporation that is exempt from federal income tax under Internal Revenue Code (IRC) Section 501(c)(3). There are no other classes of membership in the filing organization.

Return Reference	Explanation
Form 990, Part VI, Section A, line 7a	The sole member of the filing organization is AHSSHC. AHSSHC appoints all voting members to the Board of Directors of UCH. Regular directors are nominated by the Board of Directors of UCH but must be appointed by the member.

Return Reference	Explanation
Form 990, Part VI, Section A, line 7b	AHSSHC, as the sole member of the filing organization, has certain reserved powers as set forth in the Bylaws of the filing organization. These reserved powers include the following: 1) The approval or disapproval of the Bylaws of the filing organization, 2) To set limits and terms for the borrowing of funds in excess of \$100,000, 3) The approval or disapproval of single expenditures and/or the purchase or sale of real property in excess of one million dollars, 4) To direct the placement of funds and capital of the filing organization, 5) To establish general guiding policies, and 6) To approve the identity of an auditing firm and election of the fiscal year for the filing organization.

Return Reference	Explanation
Form 990, Part VI, Section B, line 11	The filing organization's current year Form 990 was reviewed by the Board Vice Chairman, Regional CFO, CEO and by the CFO prior to its filing with the IRS. The review conducted by these individuals did not include the review of any supporting workpapers that were used in preparation of the current year Form 990, but did include a review of the entire Form 990 and all supporting schedules.



Return Reference	Explanation
Form 990, Part VI, Section B, line 12c	<p>The Conflict of Interest Policy of the filing organization applies to members of its Board of Trustees/Directors, its officers, executive employees, physician employees, and officers of the medical staff (to be known as Interested Persons) In connection with any actual or possible conflict of interests, any member of the Board of Trustees/Directors of the filing organization or any other Interested Person of the filing organization must disclose the existence of any financial interest with the filing organization and must be given the opportunity to disclose all material facts concerning the financial interest/arrangement to the Board of Trustees/Directors of the filing organization or to any members of a committee with board delegated powers that is considering the proposed transaction or arrangement Subsequent to any disclosure of any financial interest/arrangement and all material facts, and after any discussion with the relevant Interested Person, the remaining members of the Board of Trustees/Directors or committee with board delegated powers shall discuss, analyze, and vote upon the potential financial interest/arrangement to determine if a conflict of interest exists According to the filing organization's Conflict of Interest Policy, an Interested Person may make a presentation to the Board of Trustees/Directors (or committee with board delegated powers), but after such presentation, shall leave the meeting during the discussion of, and the vote on, the transaction or arrangement that results in a conflict of interest Each Interested Person, as defined under the filing organization's Conflict of Interest Policy, shall annually sign a statement which affirms that such person has received a copy of the Conflict of Interests policy, has read and understands the policy, has agreed to comply with the policy, and understands that the filing organization is a charitable organization that must primarily engage in activities which accomplish one or more of its exempt purposes The filing organization's Conflict of Interest Policy also requires that periodic reviews shall be conducted to ensure that the filing organization operates in a manner consistent with its charitable purposes</p>

Return Reference	Explanation
Form 990, Part VI, Section C, line 19	<p>The filing organization is a part of the system of healthcare organizations known as Adventist Health System (AHS). Each year, AHS publishes an annual report document that includes a financial report for the relevant year as well as a community benefit report. The financial report and community benefit report are presented on a consolidated basis and represent all of the activities, results of operations, and financial position at year-end of the entire AHS system. In addition, the audited consolidated financial statements of AHS and of the AHS "Obligated Group" are filed annually with the Municipal Securities Rulemaking Board (MSRB). The "Obligated Group" is a group of AHSSHC subsidiaries that are jointly and severally liable under a Master Trust Indenture that secures debt primarily issued on a tax-exempt basis. Unaudited quarterly financial statements prepared in accordance with Generally Accepted Accounting Principles (GAAP) are also filed with MSRB for AHS on a consolidated basis and for the grouping of AHS subsidiaries comprising the "Obligated Group". The filing organization does not generally make its governing documents or conflict of interest policy available to the public.</p>

Return Reference	Explanation
Part VII, Section A	For those Board of Director members who devote less than full-time to the filing organization (based upon the average number of hours per week shown in column (B) on page 7 of the return) the compensation amounts shown in columns (E) and (F) on page 7 were provided in conjunction with that person's responsibilities and roles in serving in an executive leadership position within Adventist Health System

Return Reference	Explanation
Form 990, Part IX, line 11g	AHS Management Fees Program service expenses 0 Management and general expenses 4,763,628 Fundraising expenses 0 Total expenses 4,763,628 EHR Management Fees Program service expenses 0 Management and general expenses 2,015,382 Fundraising expenses 0 Total expenses 2,015,382 Billing & Collection Services Program service expenses 0 Management and general expenses 5,867,470 Fundraising expenses 0 Total expenses 5,867,470 Payments to Healthcare Professionals Program service expenses 23,718,100 Management and general expenses 0 Fundraising expenses 0 Total expenses 23,718,100 Miscellaneous Purchased Services Program service expenses 11,055,076 Management and general expenses 0 Fundraising expenses 0 Total expenses 11,055,076 Environmental Services Program service expenses 1,955,465 Management and general expenses 0 Fundraising expenses 0 Total expenses 1,955,465 Recruiting Program service expenses 1,534,452 Management and general expenses 0 Fundraising expenses 0 Total expenses 1,534,452 Professional Fees Program service expenses 6,418,803 Management and general expenses 0 Fundraising expenses 0 Total expenses 6,418,803

Return Reference	Explanation
Form 990, Part XI, line 9	Allocation from Tax-Exempt Parent with respect to debt 745,294 Transfer to Tax Exempt Parent -1,988,350 Change in Interest in Foundation 2,711,925 Pension Related Changes 21,621,340 Investment in Tax Exempt Affiliate 2,540,043 Donated Property/Gifts 699,667

Return Reference	Explanation
Part X, Line 2	The amounts shown on line 2 of Part X of this return include the filing organization's interest in a central investment pool maintained by Adventist Health System Sunbelt Healthcare Corporation, the filing organization's top-tier parent. The investments in the central investment pool are recorded at market value.

SCHEDULE R  
(Form 990)

Department of the Treasury  
Internal Revenue Service

Related Organizations and Unrelated Partnerships

▶ Complete if the organization answered "Yes" on Form 990, Part IV, line 33, 34, 35b, 36, or 37.  
▶ Attach to Form 990. ▶ See separate instructions.  
▶ Information about Schedule R (Form 990) and its instructions is at [www.irs.gov/form990](http://www.irs.gov/form990).

OMB No 1545-0047

2013

Open to Public Inspection

Name of the organization  
University Community Hospital Inc

Employer identification number  
59-1113901

Part I Identification of Disregarded Entities Complete if the organization answered "Yes" on Form 990, Part IV, line 33.					
(a) Name, address, and EIN (if applicable) of disregarded entity	(b) Primary activity	(c) Legal domicile (state or foreign country)	(d) Total income	(e) End-of-year assets	(f) Direct controlling entity
(1) Boudreaux Realty LLC 401 East Jackson St Ste 2700 Tampa, FL 33602 46-1450437	Real Estate	FL		51,000	University Community Hospital Inc
(2) Mason Florida Investments LLC 401 East Jackson St Ste 2700 Tampa, FL 33602 59-1113901	Real Estate	FL			University Community Hospital Inc

Part II Identification of Related Tax-Exempt Organizations Complete if the organization answered "Yes" on Form 990, Part IV, line 34 because it had one or more related tax-exempt organizations during the tax year.							
(a) Name, address, and EIN of related organization	(b) Primary activity	(c) Legal domicile (state or foreign country)	(d) Exempt Code section	(e) Public charity status (if section 501(c)(3))	(f) Direct controlling entity	(g) Section 512(b)(13) controlled entity?	
						Yes	No
See Additional Data Table							

Part III

Identification of Related Organizations Taxable as a Partnership

Complete if the organization answered "Yes" on Form 990, Part IV, line 34 because it had one or more related organizations treated as a partnership during the tax year.

(a) Name, address, and EIN of related organization	(b) Primary activity	(c) Legal domicile (state or foreign country)	(d) Direct controlling entity	(e) Predominant income(related, unrelated, excluded from tax under sections 512- 514)	(f) Share of total income	(g) Share of end-of-year assets	(h) Disproportionate allocations?		(i) Code V-UBI amount in box 20 of Schedule K-1 (Form 1065)	(j) General or managing partner?		(k) Percentage ownership
							Yes	No		Yes	No	
See Additional Data Table												

Part IV

Identification of Related Organizations Taxable as a Corporation or Trust

Complete if the organization answered "Yes" on Form 990, Part IV, line 34 because it had one or more related organizations treated as a corporation or trust during the tax year.

(a) Name, address, and EIN of related organization	(b) Primary activity	(c) Legal domicile (state or foreign country)	(d) Direct controlling entity	(e) Type of entity (C corp, S corp, or trust)	(f) Share of total income	(g) Share of end- of-year assets	(h) Percentage ownership	(i) Section 512 (b)(13) controlled entity?	
								Yes	No
See Additional Data Table									



Part V

Transactions With Related Organizations

Complete if the organization answered "Yes" on Form 990, Part IV, line 34, 35b, or 36.

**Note.** Complete line 1 if any entity is listed in Parts II, III, or IV of this schedule

1

During the tax year, did the organization engage in any of the following transactions with one or more related organizations listed in Parts II-IV?

a

Receipt of (i) interest (ii) annuities (iii) royalties or (iv) rent from a controlled entity

b

Gift, grant, or capital contribution to related organization(s)

c

Gift, grant, or capital contribution from related organization(s)

d

Loans or loan guarantees to or for related organization(s)

e

Loans or loan guarantees by related organization(s)

f

Dividends from related organization(s)

g

Sale of assets to related organization(s)

h

Purchase of assets from related organization(s)

i

Exchange of assets with related organization(s)

j

Lease of facilities, equipment, or other assets to related organization(s)

k

Lease of facilities, equipment, or other assets from related organization(s)

l

Performance of services or membership or fundraising solicitations for related organization(s)

m

Performance of services or membership or fundraising solicitations by related organization(s)

n

Sharing of facilities, equipment, mailing lists, or other assets with related organization(s)

o

Sharing of paid employees with related organization(s)

p

Reimbursement paid to related organization(s) for expenses

q

Reimbursement paid by related organization(s) for expenses

r

Other transfer of cash or property to related organization(s)

s

Other transfer of cash or property from related organization(s)

Yes

No

1a

No

1b

Yes

1c

Yes

1d

No

1e

No

1f

No

1g

No

1h

No

1i

No

1j

No

1k

No

1l

No

1m

Yes

1n

No

1o

No

1p

Yes

1q

Yes

1r

No

1s

No

2 If the answer to any of the above is "Yes," see the instructions for information on who must complete this line, including covered relationships and transaction thresholds

(a) Name of related organization	(b) Transaction type (a-s)	(c) Amount involved	(d) Method of determining amount involved
See Additional Data Table			

Provide the following information for each entity taxed as a partnership through which the organization conducted more than five percent of its activities (measured by total assets or gross revenue) that was not a related organization. See instructions regarding exclusion for certain investment partnerships.

[illegible]

Part VII

Supplemental Information

Provide additional information for responses to questions on Schedule R (see instructions)

Return Reference	Explanation
------------------	-------------

Additional Data

Software ID:

Software Version:

EIN: 59-1113901

Name: University Community Hospital Inc

Form 990, Schedule R, Part II - Identification of Related Tax-Exempt Organizations

(a) Name, address, and EIN of related organization	(b) Primary activity	(c) Legal domicile (state or foreign country)	(d) Exempt Code section	(e) Public charity status (if section 501(c)(3))	(f) Direct controlling entity	(g) Section 512 (b)(13) controlled entity?	
						Yes	No
(1) Adventist Bolingbrook Hospital  500 Remington Blvd Bolingbrook, IL 60440 65-1219504	Operation of Hospital & Related Services	IL	501(c)(3)	Line 3	Adventist Hlth SystemSunbelt Inc		No
(1) Adventist Care Centers - Courtland Inc  730 Courtland Street Orlando, FL 32804 20-5774723	Operation of Home for the Aged/Hlthcare Delivery	FL	501(c)(3)	Line 9	Sunbelt Hlth Care Centers Inc		No
(2) Adventist GlenOaks Hospital  701 Winthrop Avenue Glendale Heights, IL 60139 36-3208390	Operation of Hospital & Related Services	IL	501(c)(3)	Line 3	Adventist Hlth SystemSunbelt Inc		No
(3) Adventist Hinsdale Hospital  120 North Oak Street Hinsdale, IL 60521 36-2276984	Operation of Hospital & Related Services	IL	501(c)(3)	Line 3	Adventist Hlth SystemSunbelt Inc		No
(4) Adventist Hlth Mid-America Inc  9100 W 74th Street Shawnee Mission, KS 66204 52-1347407	Hlthcare Related Services	KS	501(c)(3)	Line 11a, I	Adventist Hlth SystemSunbelt Inc		No
(5) Adventist Hlth Partners Inc  1000 Remington Blvd Ste 200 Bolingbrook, IL 60440 36-4138353	Operate out-patient physician clinics	IL	501(c)(3)	Line 3	AHS Midwest Management Inc		No
(6) Adventist Hlth System Affiliated Benefit Trust  900 Hope Way Altamonte Springs, FL 32714 26-6422966	Promotion of Hlthcare	FL	501(c)(3)	Line 11a, I	Adventist Hlth System Sunbelt Hlthcare Corp		No
(7) Adventist Hlth System Sunbelt Hlthcare Corp  900 Hope Way Altamonte Springs, FL 32714 59-2170012	Management Services	FL	501(c)(3)	Line 11a, I	N/A		No
(8) Adventist Hlth SystemGeorgia Inc  1035 Red Bud Road Calhoun, GA 30701 58-1425000	Operation of Hospital & Related Services	GA	501(c)(3)	Line 3	Adventist Hlth System Sunbelt Hlthcare Corp		No
(9) Adventist Hlth SystemSunbelt Inc  900 Hope Way Altamonte Springs, FL 32714 59-1479658	Operation of Hospital & Related Services	FL	501(c)(3)	Line 3	Adventist Hlth System Sunbelt Hlthcare Corp		No
(10) Adventist Hlth SystemTexas Inc  602 Courtland Street Orlando, FL 32804 74-2578952	Leasing Personnel to Affiliated Hospital	TX	501(c)(3)	Line 11c, III-FI	Adventist Hlth System Sunbelt Hlthcare Corp		No
(11) Adventist University of Health Sciences Inc (630 Year End)  671 Lake Winyah Drive Orlando, FL 32803 59-3069793	Education/Operation of School	FL	501(c)(3)	Line 2	Adventist Hlth SystemSunbelt Inc		No
(12) AHS Midwest Management Inc  1000 Remington Blvd Ste 200 Bolingbrook, IL 60440 36-3354567	Operation of Physician Practice Mgmt	IL	501(c)(3)	Line 11a, I	Adventist Hlth SystemSunbelt Inc		No
(13) AHSCentral Texas Inc  1301 Wonder World Drive San Marcos, TX 78666 74-2621825	Provide Office Space - Medical Professionals	TX	501(c)(3)	Line 11c, III-FI	Adventist Hlth System Sunbelt Hlthcare Corp		No
(14) Apopka Hlth Care Properties Inc  305 E Oak Street Apopka, FL 32703 51-0605694	Lease to Related Organization	GA	501(c)(3)	Line 11c, III-FI	Sunbelt Hlth Care Centers Inc		No
(15) Battle Creek Adventist Hospital  1000 Remington Blvd Ste 200 Bolingbrook, IL 60440 38-1359189	Inactive	MI	501(c)(3)	Line 3	Adventist Hlth SystemSunbelt Inc		No
(16) Bolingbrook Hospital Foundation  1000 Remington Blvd N Entrance 2nd Bolingbrook, IL 60440 90-0494445	Fund-raising for Tax-exempt hospital	IL	501(c)(3)	Line 7	Midwest Hlth Foundation		No
(17) Bradford Heights Hlth & Rehab Center Inc  950 Highpoint Drive Hopkinsville, KY 42240 20-5782342	Operation of Home for the Aged/Hlthcare Delivery	KY	501(c)(3)	Line 9	Sunbelt Hlth Care Centers Inc		No
(18) Burleson Nursing & Rehab Center Inc  301 Huguley Blvd Burleson, TX 76028 20-5782243	Operation of Home for the Aged/Hlthcare Delivery	TX	501(c)(3)	Line 9	Sunbelt Hlth Care Centers Inc		No
(19) Caldwell Hlth Care Properties Inc  1333 West Main Princeton, KY 42445 51-0605680	Lease to Related Organization	GA	501(c)(3)	Line 11c, III-FI	Sunbelt Hlth Care Centers Inc		No

Form 990, Schedule R, Part II - Identification of Related Tax-Exempt Organizations

(a) Name, address, and EIN of related organization	(b) Primary activity	(c) Legal domicile (state or foreign country)	(d) Exempt Code section	(e) Public charity status (if section 501(c) (3))	(f) Direct controlling entity	(g) Section 512 (b)(13) controlled entity?	
						Yes	No
(21) Cedar Crag Terrace Inc (630 Year End) (11-72213)  Rt 5 Box 900 Manchester, KY 40962 61-1120442	Operation of Home for the elderly-disabled	KY	501(c)(3)	Line 7	Memorial Hospital Inc		No
(1) Central Texas Hlthcare Collaborative  1301 Wonder World Drive San Marcos, TX 78666 45-3739929	Support Operation of Hospital	TX	501(c)(3)	Line 11a, I	Adventist Hlth SystemSunbelt Inc		No
(2) Central Texas Medical Center Foundation  1301 Wonder World Drive San Marcos, TX 78666 74-2259907	Fund-raising for Tax- exempt hospital	TX	501(c)(3)	Line 7	Adventist Hlth SystemSunbelt Inc		No
(3) Chickasaw Hlth Care Properties Inc  250 S Chickasaw Trail Orlando, FL 32825 51-0605681	Lease to Related Organization	GA	501(c)(3)	Line 11c, III-FI	Sunbelt Hlth Care Centers Inc		No
(4) Chippewa Valley Hospital & Oakview Care Center Inc  1220 Third Avenue West Durand, WI 54736 39-1365168	Operation of Hospital & Related Services	WI	501(c)(3)	Line 3	Adventist Hlth SystemSunbelt Inc		No
(5) Cobb Medical Associates LLC  3949 South Cobb Drive SE Smyrna, GA 30080 58-2617089	Operation of Physician Practices & Medical Services	GA	501(c)(3)	Line 3	Emory-Adventist Inc		No
(6) Courtland Hlth Care Properties Inc  730 Courtland Street Orlando, FL 32804 51-0605682	Lease to Related Organization	GA	501(c)(3)	Line 11c, III-FI	Sunbelt Hlth Care Centers Inc		No
(7) Creekwood Place Nursing & Rehab Center Inc  683 E Third Street Russellville, KY 42276 20-5782260	Operation of Home for the Aged/Hlthcare Delivery	KY	501(c)(3)	Line 9	Sunbelt Hlth Care Centers Inc		No
(8) Dairy Road Hlth Care Properties Inc  7350 Dairy Road Zephyrhills, FL 33540 51-0605684	Lease to Related Organization	GA	501(c)(3)	Line 11c, III-FI	Sunbelt Hlth Care Centers Inc		No
(9) East Orlando Hlth & Rehab Center Inc  250 S Chickasaw Trail Orlando, FL 32825 20-5774748	Operation of Home for the Aged/Hlthcare Delivery	FL	501(c)(3)	Line 9	Sunbelt Hlth Care Centers Inc		No
(10) Emory-Adventist Inc  3949 South Cobb Drive Smyrna, GA 30080 58-2171011	Operation of Hospital & Related Svcs	GA	501(c)(3)	Line 3	Adventist Hlth SystemSunbelt Inc		No
(11) Fletcher Hospital Inc  100 Hospital Drive Hendersonville, NC 28792 56-0543246	Operation of Hospital & Related Svcs	NC	501(c)(3)	Line 3	Adventist Hlth System Sunbelt Hlthcare Corp		No
(12) FLNC Inc  3355 E Semoran Blvd Apopka, FL 32703 20-5774761	Operation of Home for the Aged/Hlthcare Delivery	FL	501(c)(3)	Line 9	Sunbelt Hlth Care Centers Inc		No
(13) Florida Hospital Healthcare Partners Inc (130-123113)  301 Memorial Medical Parkway Daytona Beach, FL 32117 46-2354804	Operation of Physician Practices & Medical Services	FL	501(c)(3)	Line 3	Adventist Hlth SystemSunbelt Inc		No
(14) Florida Hospital Medical Group Inc  900 Winderley Place Maitland, FL 32751 59-3214635	Operation of Physician Practices & Medical Services	FL	501(c)(3)	Line 3	Adventist Hlth SystemSunbelt Inc		No
(15) Florida Hospital Physician Group Inc (21-123113)  14055 Riveredge Drive Ste 250 Tampa, FL 33637 46-2021581	Operation of Physician Practices & Medical Services	FL	501(c)(3)	Line 3	Adventist Hlth System Sunbelt Hlthcare Corp		No
(16) Florida Hospital Waterman Inc  1000 Waterman Way Tavares, FL 32778 59-3140669	Operation of Hospital & Related Services	FL	501(c)(3)	Line 3	Adventist Hlth System Sunbelt Hlthcare Corp		No
(17) Florida Hospital Zephyrhills Inc  7050 Gall Blvd Zephyrhills, FL 33541 59-2108057	Operation of Hospital & Related Services	FL	501(c)(3)	Line 3	Adventist Hlth SystemSunbelt Inc		No
(18) Foundation for Shawnee Mission Medical Center Inc  9100 W 74th Street Shawnee Mission, KS 66204 48-0868859	Fund-raising for Tax- exempt hospital	KS	501(c)(3)	Line 11a, I	Shawnee Mission Medical Center Inc		No
(19) GlenOaks Hospital Foundation  701 Winthrop Avenue Glendale Heights, IL 60139 36-3926044	Fund-raising for Tax- exempt hospital	IL	501(c)(3)	Line 7	Midwest Hlth Foundation		No

Form 990, Schedule R, Part II - Identification of Related Tax-Exempt Organizations

(a) Name, address, and EIN of related organization	(b) Primary activity	(c) Legal domicile (state or foreign country)	(d) Exempt Code section	(e) Public charity status (if section 501(c)(3))	(f) Direct controlling entity	(g) Section 512 (b)(13) controlled entity?	
						Yes	No
(41) Helen Ellis Memorial Hospital Auxiliary Inc  1395 S Pinellas Ave Tarpon Springs, FL 34689 59-2106043	Fund-raising for Tax-exempt hospital/foundation	FL	501(c)(3)	Line 11c, III-FI	Tarpon Springs Hospital Foundation Inc		No
(1) Helen Ellis Memorial Hospital Foundation Inc  1395 S Pinellas Ave Tarpon Springs, FL 34689 59-3690149	Fund-raising for Tax-exempt hospital	FL	501(c)(3)	Line 11c, III-FI	Tarpon Springs Hospital Foundation Inc		No
(2) Hinsdale Hospital Foundation  7 Salt Creek Lane Suite 203 Hinsdale, IL 60521 52-1466387	Fund-raising for Tax-exempt hospital	IL	501(c)(3)	Line 7	Midwest Hlth Foundation		No
(3) In-Motion Rehab Inc  602 Courtland Street Ste 200 Orlando, FL 32804 20-8023411	Therapy services to tax exempt nursing homes	KS	501(c)(3)	Line 11b, II	Sunbelt Hlth Care Centers Inc		No
(4) Jellico Community Hospital Inc  188 Hospital Lane Jellico, TN 37762 62-0924706	Operation of Hospital & Related Services	TN	501(c)(3)	Line 3	Adventist Hlth System Sunbelt Hlthcare Corp		No
(5) Johnson County Community Care Corporation (11-5613)  11801 South Freeway Burleson, TX 76028 45-2793120	Support Operation of Hospital	TX	501(c)(3)	Line 11a, I	Adventist Hlth SystemSunbelt Inc		No
(6) La Grange Memorial Hospital Foundation  5101 S Willow Springs Rd La Grange, IL 60525 30-0247776	Fund-raising for Tax-exempt hospital	IL	501(c)(3)	Line 7	Midwest Hlth Foundation		No
(7) Memorial Hlth Systems Foundation Inc  770 West Granada Blvd Ormond Beach, FL 32174 31-1771522	Fund-raising for Tax-exempt hospital	FL	501(c)(3)	Line 7	Memorial Hlth Systems Inc		No
(8) Memorial Hlth Systems Inc  301 Memorial Medical Parkway Daytona Beach, FL 32117 59-0973502	Operation of Hospital & Related Services	FL	501(c)(3)	Line 3	Adventist Hlth SystemSunbelt Inc		No
(9) Memorial Hospital - West Volusia Inc  701 West Plymouth Avenue Deland, FL 32720 59-3256803	Operation of Hospital & Related Services	FL	501(c)(3)	Line 3	Memorial Hlth Systems Inc		No
(10) Memorial Hospital Flagler Inc  60 Memorial Medical Parkway Palm Coast, FL 32164 59-2951990	Operation of Hospital & Related Services	FL	501(c)(3)	Line 3	Memorial Hlth Systems Inc		No
(11) Memorial Hospital Inc  210 Marie Langdon Drive Manchester, KY 40962 61-0594620	Operation of Hospital & Related Services	KY	501(c)(3)	Line 3	Adventist Hlth System Sunbelt Hlthcare Corp		No
(12) Merriam Hlth Care Properties Inc  9700 West 62nd Street Merriam, KS 66203 36-4595806	Lease to Related Organization	KS	501(c)(3)	Line 11c, III-FI	Sunbelt Hlth Care Centers Inc		No
(13) Metroplex Adventist Hospital Inc  2201 S Clear Creek Road Killeen, TX 76549 74-2225672	Operation of Hospital & Related Services	TX	501(c)(3)	Line 3	Adventist Hlth System Sunbelt Hlthcare Corp		No
(14) Metroplex Clinic Physicians Inc  2201 S Clear Creek Road Killeen, TX 76549 11-3762050	Physician Hlthcare services to the community	TX	501(c)(3)	Line 3	Metroplex Adventist Hospital Inc		No
(15) Metroplex Hospital Inc  900 Hope Way Altamonte Springs, FL 32714 46-1256516	Future Operation of Hospital & Related Svcs	FL	501(c)(3)	Line 3	Adventist Hlth System Sunbelt Hlthcare Corp		No
(16) Midwest Hlth Foundation  120 North Oak Street Hinsdale, IL 60521 35-2230515	Support of subsidiary Foundations	IL	501(c)(3)	Line 11b, II	N/A		No
(17) Mills Hlth & Rehab Center Inc  500 Beck Lane Mayfield, KY 42066 20-5782320	Operation of Home for the Aged/Hlthcare Delivery	KY	501(c)(3)	Line 9	Sunbelt Hlth Care Centers Inc		No
(18) Mission Strategies of Georgia Inc  3949 S Cobb Drive Smyrna, GA 30080 90-0866024	Provision of support to the nursing home division	GA	501(c)(3)	Line 11b, II	Sunbelt Hlth Care Centers Inc		No
(19) Mission Strategies Inc  602 Courtland Street Ste 200 Orlando, FL 32804 20-5982365	Provision of support to the nursing home division	KS	501(c)(3)	Line 11b, II	Sunbelt Hlth Care Centers Inc		No

Form 990, Schedule R, Part II - Identification of Related Tax-Exempt Organizations

(a) Name, address, and EIN of related organization	(b) Primary activity	(c) Legal domicile (state or foreign country)	(d) Exempt Code section	(e) Public charity status (if section 501(c) (3))	(f) Direct controlling entity	(g) Section 512 (b)(13) controlled entity?	
						Yes	No
(61) Missouri Adventist Hlth Inc  9100 W 74th Street Shawnee Mission, KS 66204 43-1224729	Support Hlth Care Services	MO	501(c)(3)	Line 11d, III-O	Adventist Hlth Mid- America Inc		No
(1) North Regional EMS Inc  188 Hospital Lane Jellico, TN 37762 26-2653616	EMS Services	TN	501(c)(3)	Line 9	Jellico Community Hospital Inc		No
(2) Ormond Beach Memorial Hospital Auxiliary Inc  301 Memorial Medical Parkway Daytona Beach, FL 32117 59-1721962	Volunteer support services	FL	501(c)(3)	Line 11c, III-FI	Memorial Hlth Systems Inc		No
(3) Overland Park Nursing & Rehab Center Inc  6501 West 75th Street Overland Park, KS 66204 20-5774821	Operation of Home for the Aged/Hlthcare Delivery	KS	501(c)(3)	Line 9	Sunbelt Hlth Care Centers Inc		No
(4) Paragon Hlth Care Properties Inc  950 Highpoint Drive Hopkinsville, KY 42240 51-0605686	Lease to Related Organization	GA	501(c)(3)	Line 11c, III-FI	Sunbelt Hlth Care Centers Inc		No
(5) Pasco-Pinellas Hillsborough Community Hlth System Inc  2400 Bedford Road Orlando, FL 32803 20-8488713	Operation of Hospital & Related Services	FL	501(c)(3)	Line 3	Adventist Hlth System Sunbelt Hlthcare Corp		No
(6) Portercare Adventist Hlth System (630 Year End)  2525 S Downing Street Denver, CO 80210 84-0438224	Operation of Hospital & Related Services	CO	501(c)(3)	Line 3	Adventist Hlth System Sunbelt Hlthcare Corp		No
(7) Portland Nursing & Rehab Center Inc (11-6513)  215 Highland Circle Drive Portland, TN 37148 20-5774842	Operation of Home for the Aged/Hlthcare Delivery	TN	501(c)(3)	Line 9	Sunbelt Hlth Care Centers Inc		No
(8) Princeton Hlth & Rehab Center Inc  1333 West Main Princeton, KY 42445 20-5782272	Operation of Home for the Aged/Hlthcare Delivery	KY	501(c)(3)	Line 9	Sunbelt Hlth Care Centers Inc		No
(9) Princeton Professional Services Inc  601 E Rollins Street Orlando, FL 32803 59-1191045	Provision of Hlthcare Services	FL	501(c)(3)	Line 9	Adventist Hlth System Sunbelt Hlthcare Corp		No
(10) Quality Circle for Hlthcare Inc  900 Hope Way Altamonte Springs, FL 32714 26-3789368	Hlthcare Quality Services	FL	501(c)(3)	Line 11a, I	Adventist Hlth System Sunbelt Hlthcare Corp		No
(11) Resource Personnel Inc  602 Courtland Street Ste 200 Orlando, FL 32804 20-8040875	Provide administrative support to tax exempt nursing homes	FL	501(c)(3)	Line 11b, II	Sunbelt Hlth Care Centers Inc		No
(12) Rocky Mountain Adventist Hlthcare Foundation (630 Year End)  2525 South Downing Street Denver, CO 80210 84-0745018	Fund-raising for Tax- exempt hospital	CO	501(c)(3)	Line 7	PorterCare Adventist Hlth System		No
(13) Rollins Brook Community Care Corp  2201 S Clear Creek Road Killeen, TX 76549 46-1656773	Inactive	TX	501(c)(3)	Line 11a, I	Adventist Hlth SystemSunbelt Inc		No
(14) Russellville Hlth Care Properties Inc  683 East Third Street Russellville, KY 42276 51-0605691	Lease to Related Organization	GA	501(c)(3)	Line 11c, III-FI	Sunbelt Hlth Care Centers Inc		No
(15) San Marcos Hlth Care Properties Inc  1900 Medical Parkway San Marcos, TX 78666 51-0605693	Lease to Related Organization	GA	501(c)(3)	Line 11c, III-FI	Sunbelt Hlth Care Centers Inc		No
(16) San Marcos Nursing & Rehab Center Inc  1900 Medical Parkway San Marcos, TX 78666 20-5782224	Operation of Home for the Aged/Hlthcare Delivery	TX	501(c)(3)	Line 9	Sunbelt Hlth Care Centers Inc		No
(17) Shawnee Mission Hlth Care Inc  6501 West 75th Street Overland Park, KS 66204 48-0952508	Lease to Related Organization	KS	501(c)(3)	Line 11c, III-FI	Sunbelt Hlth Care Centers Inc		No
(18) Shawnee Mission Medical Center Inc  9100 W 74th Street Shawnee Mission, KS 66204 48-0637331	Operation of Hospital & Related Services	KS	501(c)(3)	Line 3	Adventist Hlth Mid- America Inc		No
(19) South Central Nursing Homes Properties Inc  900 Hope Way Altamonte Springs, FL 32714 59-3686109	Management Support	GA	501(c)(3)	Line 11d, III-O	South Central Inc		No

Form 990, Schedule R, Part II - Identification of Related Tax-Exempt Organizations

(a) Name, address, and EIN of related organization	(b) Primary activity	(c) Legal domicile (state or foreign country)	(d) Exempt Code section	(e) Public charity status (if section 501(c)(3))	(f) Direct controlling entity	(g) Section 512(b)(13) controlled entity?	
						Yes	No
(81) South Central Nursing Homes Inc  602 Courtland Street Orlando, FL 32804 61-1242373	Management Support	KY	501(c)(3)	Line 11 d, III-O	South Central Inc		No
(1) South Central Properties III Inc  900 Hope Way Altamonte Springs, FL 32714 59-3692860	Real Estate	GA	501(c)(2)		South Central Nursing Homes Properties Inc		No
(2) South Central Properties IV Inc  900 Hope Way Altamonte Springs, FL 32714 59-3692862	Real Estate	GA	501(c)(2)		South Central Nursing Homes Properties Inc		No
(3) South Central Properties VI Inc  900 Hope Way Altamonte Springs, FL 32714 59-3692857	Real Estate	GA	501(c)(2)		South Central Nursing Homes Properties Inc		No
(4) South Central Properties Inc  900 Hope Way Altamonte Springs, FL 32714 59-3651692	Real Estate	GA	501(c)(2)		South Central Nursing Homes Properties Inc		No
(5) South Central Inc  602 Courtland Street Orlando, FL 32804 59-3689740	Management Support	GA	501(c)(3)	Line 11 c, III-FI	N/A		No
(6) South Pasco Hlth Care Properties Inc  38250 A Avenue Zephyrhills, FL 33542 51-0605679	Lease to Related Organization	GA	501(c)(3)	Line 11 c, III-FI	Sunbelt Hlth Care Centers Inc		No
(7) Southwest Volusia Hlth Services Inc  1055 Saxon Blvd Orange City, FL 32763 59-3281591	Medical Office Building for Hospital	FL	501(c)(3)	Line 11 a, I	Southwest Volusia Hlthcare Corp		No
(8) Southwest Volusia Hlthcare Corp  1055 Saxon Blvd Orange City, FL 32763 59-3149293	Operation of Hospital & Related Services	FL	501(c)(3)	Line 3	Adventist Hlth SystemSunbelt Inc		No
(9) Specialty Physicians of Central Texas Inc  1301 Wonder World Drive San Marcos, TX 78666 20-8814408	Physician Hlthcare services to the community	TX	501(c)(3)	Line 3	Adventist Hlth SystemSunbelt Inc		No
(10) Spring View Hlth & Rehab Center Inc  718 Goodwin Lane Leitchfield, KY 42754 20-5782288	Operation of Home for the Aged/Hlthcare Delivery	KY	501(c)(3)	Line 9	Sunbelt Hlth Care Centers Inc		No
(11) Sunbelt Hlth & Rehab Center - Apopka Inc  305 East Oak Street Apopka, FL 32703 20-5774856	Operation of Home for the Aged/Hlthcare Delivery	FL	501(c)(3)	Line 9	Sunbelt Hlth Care Centers Inc		No
(12) Sunbelt Hlth Care Centers Inc  602 Courtland Street Ste 200 Orlando, FL 32804 58-1473135	Management Services	TN	501(c)(3)	Line 11 b, II	Adventist Hlth System Sunbelt Hlthcare Corp		No
(13) SunSystem Development Corp  900 Hope Way Altamonte Springs, FL 32714 59-2219301	Fund Raising for Affiliated Tax-Exempt Hospitals	FL	501(c)(3)	Line 7	Adventist Hlth System Sunbelt Hlthcare Corp		No
(14) Tarpon Springs Hospital Foundation Inc  1395 S Pinellas Ave Tarpon Springs, FL 34689 59-0898901	Operation of Hospital & Related Services	FL	501(c)(3)	170(b)(1 )(A )(iii)	University Community Hospital Inc	Yes	
(15) Tarrant County Hlth Care Properties Inc  301 Huguley Blvd Burleson, TX 76028 51-0605677	Lease to Related Organization	GA	501(c)(3)	Line 11 c, III-FI	Sunbelt Hlth Care Centers Inc		No
(16) Taylor Creek Hlth Care Properties Inc  718 Goodwin Lane Leitchfield, KY 42754 51-0605678	Lease to Related Organization	GA	501(c)(3)	Line 11 c, III-FI	Sunbelt Hlth Care Centers Inc		No
(17) The Volunteer Auxiliary of Florida Hospital - Flagler Inc  60 Memorial Medical Parkway Palm Coast, FL 32164 59-2486582	Volunteer support services	FL	501(c)(3)	Line 11 c, III-FI	Memorial Hospital Flagler Inc		No
(18) Trinity Nursing & Rehab Center Inc  9700 West 62nd Street Merriam, KS 66203 20-5774890	Operation of Home for the Aged/Hlthcare Delivery	KS	501(c)(3)	Line 9	Sunbelt Hlth Care Centers Inc		No
(19) University Community Hospital Foundation Inc  3100 E Fletcher Ave Tampa, FL 33613 59-2554889	Fund-raising for Tax-exempt hospital	FL	501(c)(3)	Line 11 a, I	University Community Hospital Inc	Yes	



Form 990, Schedule R, Part II - Identification of Related Tax-Exempt Organizations

(a) Name, address, and EIN of related organization	(b) Primary activity	(c) Legal domicile (state or foreign country)	(d) Exempt Code section	(e) Public charity status (if section 501(c) (3))	(f) Direct controlling entity	(g) Section 512 (b)(13) controlled entity?	
						Yes	No
(101) University Community Hospital Specialty Care Inc  3100 E Fletcher Ave Tampa, FL 33613 59-3231322	Inactive	FL	501(c)(3)	Line 11a, I	University Community Hospital Inc	Yes	
(1) University Community Hospital Inc  3100 E Fletcher Ave Tampa, FL 33613 59-1113901	Operation of Hospital & Related Services	FL	501(c)(3)	Line 3	Adventist Hlth System Sunbelt Hlthcare Corp		No
(2) West Kentucky Hlth Care Properties Inc  500 Beck Lane Mayfield, KY 42066 51-0605676	Lease to Related Organization	GA	501(c)(3)	Line 11c, III-FI	Sunbelt Hlth Care Centers Inc		No
(3) Zephyr Haven Hlth & Rehab Center Inc  38250 A Avenue Zephyrhills, FL 33542 20-5774930	Operation of Home for the Aged/Hlthcare Delivery	FL	501(c)(3)	Line 9	Sunbelt Hlth Care Centers Inc		No
(4) Zephyrhills Hlth & Rehab Center Inc  7350 Dairy Road Zephyrhills, FL 33540 20-5774967	Operation of Home for the Aged/Hlthcare Delivery	FL	501(c)(3)	Line 9	Sunbelt Hlth Care Centers Inc		No

**Form 990, Schedule R, Part III - Identification of Related Organizations Taxable as a Partnership**

[illegible]

Form 990, Schedule R, Part IV - Identification of Related Organizations Taxable as a Corporation or Trust

(a) Name, address, and EIN of related organization	(b) Primary activity	(c) Legal Domicile (State or Foreign Country)	(d) Direct Controlling Entity	(e) Type of entity (C corp, S corp, or trust)	(f) Share of total income	(g) Share of end-of-year assets	(h) Percentage ownership	(i) Section 512(b)(13) controlled entity?	
								Yes	No
Altamonte Medical Plaza Condominium Association Inc 601 East Rollins Street Orlando, FL 32803 59-2855792	Condo Association	FL	N/A	C					No
Apopka Medical Plaza Condominium Association Inc 601 East Rollins Street Orlando, FL 32803 59-3000857	Condo Association	FL	N/A	C					No
CC MOB Inc 2201 S Clear Creek Road Killeen, TX 76549 74-2616875	Real Estate Rental	TX	N/A	C					No
Central Texas Medical Associates 1301 Wonder World Drive San Marcos, TX 78666 74-2729873	Physician Clinics	TX	N/A	C					No
Central Texas Provider's Network 1301 Wonder World Drive San Marcos, TX 78666 74-2827652	Physician Hospital Org	TX	N/A	C					No
Florida Hospital Flagler Medical Offices Association Inc 60 Memorial Medical Parkway Palm Coast, FL 32164 26-2158309	Condo Association	FL	N/A	C					No
Florida Hospital Healthcare System Inc 602 Courtland Street Orlando, FL 32804 59-3215680	PHO/TPA	FL	N/A	C					No
Florida Medical Plaza Condo Association Inc 601 East Rollins Street Orlando, FL 32803 59-2855791	Condo Association	FL	N/A	C					No
Florida Memorial Health Network Inc 770 W Granada Blvd Ste 317 Ormond Beach, FL 32174 59-3403558	Physician Hospital Org	FL	N/A	C					No
Huguley Alliance Foundation 11801 South Freeway Fort Worth, TX 76115 75-2642209	Inactive	TX	N/A	C					No
Kissimmee Multispecialty Clinic Condominium Association Inc 201 Hilda Street Suite 30 Kissimmee, FL 34741 59-3539564	Condo Association	FL	N/A	C					No
Midwest Management Services Inc 9100 West 74th Street Shawnee Mission, KS 66204 48-0901551	Real Estate Rental	KS	N/A	C					No
Metroplex Adventist Hospital CRNA (11-111113) 2201 S Clear Creek Road Killeen, TX 76549 26-0760794	Support hospital - provide allied health professionals	TX	N/A	C					No
North American Health Services Inc & Subs 111 N Orlando Avenue Winter Park, FL 32789 62-1041820	Lessor/Holding Co	TN	N/A	C					No
Ormond Professional Condo Association (430 Year End) 770 W Granada Blvd Ste 101 Ormond Beach, FL 32174 59-2694434	Condo Association	FL	N/A	C					No

Form 990, Schedule R, Part IV - Identification of Related Organizations Taxable as a Corporation or Trust

(a) Name, address, and EIN of related organization	(b) Primary activity	(c) Legal Domicile (State or Foreign Country)	(d) Direct Controlling Entity	(e) Type of entity (C corp, S corp, or trust)	(f) Share of total income	(g) Share of end-of-year assets	(h) Percentage ownership	(i) Section 512(b) (13) controlled entity?	
								Yes	No
Park Ridge Property Owner's Association Inc 1 Park Place Naples Road Fletcher, NC 28732 03-0380531	Condo Association	NC	N/A	C					No
Porter Affiliated Hlth Services Inc dba Diversified Affiliated Hlth Svcs 2525 S Downing Street Denver, CO 80210 84-0956175	Healthcare Services	CO	N/A	C					No
San Marcos Regional MRI Inc 1301 Wonder World Drive San Marcos, TX 78666 77-0597968	Holding Company	TX	N/A	C					No
The Garden Retirement Community Inc 602 Courtland Street Ste 200 Orlando, FL 32804 59-3414055	Real Estate Rental	FL	N/A	C					No
University Community Health Insurance Company SPC Ltd (11-32813) C/O AON Insurance Managers PO Box Grand Cayman CJ	Captive Insurance	CJ	University Community Hospital Inc	C			100 000 %	Yes	
UCH Services Inc (11-61213) 3100 East Fletcher Ave Tampa, FL 33613 59-3508454	Management Company	FL	University Community Hospital Inc	C			100 000 %	Yes	
Winter Park Medical Office Building I Condo Assoc Inc 200 Lakemont Ave Winter Park, FL 32792 45-2228478	Physician Clinics	FL	N/A	C					No

Form 990, Schedule R, Part V - Transactions With Related Organizations

(a) Name of other organization	(b) Transaction type(a-s)	(c) Amount Involved	(d) Method of determining amount involved
Pasco-Pinellas Hillsborough Community Health System Inc	Q	2,380,163	Cost
Tarpon Springs Hospital Foundation Inc	Q	3,888,189	Cost
University Community Hosp Foundation Inc	Q	1,087,679	Cost
University Community Hosp Foundation Inc	B	61,950	Cost
University Community Hosp Foundation Inc	B	25,000	Actual Amount Given
University Community Hosp Foundation Inc	C	434,210	Actual Amount Received
Adventist Health System Sunbelt Healthcare Corp	B	1,988,350	Actual Amount Given
Adventist Health System Sunbelt Healthcare Corp	M	4,658,186	% of facility's operating exp
Adventist Health System Sunbelt Healthcare Corp dba AHS IS	M	16,745,093	% of facility's operating exp
Adventist Health System Sunbelt Inc dba Florida Hospital	P	238,596	Cost
Adventist Health SystemSunbelt Inc	M	2,015,382	% of Facility's EHR Revenue
Florida Hospital Zephyrhills Inc	Q	175,140	Cost
Adventist Health System Sunbelt Healthcare Corp	P	17,865,847	cost

Note: To capture the full content of this document, please select landscape mode (11" x 8.5") when printing.

TY 2013 Category 3 filer statement

**Name:** University Community Hospital Inc

**EIN:** 59-1113901

Amount Of Indebtedness	Type Of Indebtedness	Name	Address	Identifying Number	Number Of Shares
	None				
		University Community Health In	PO Box 69GT Grand Cayman KY1-1102 CJ		

**TY 2013 Paid-In or Capital Surplus Reconciliation Statement****Name:** University Community Hospital Inc**EIN:** 59-1113901

Description	Beginning Amount	Ending Amount
Share Premium	0	
Contributed Surplus	0	

**Audited  
Combined  
Financial  
Statements and  
Supplementary  
Information**

*December 31, 2013*

**Adventist Health System – Florida  
Division Hospitals**





# Table of Contents

## Combined Financial Statements

Combined Balance Sheet	2
Combined Statement of Operations and Changes in Net Assets	3
Combined Statement of Cash Flows	4
Notes to Combined Financial Statements	5

## Supplementary Information

Combining Balance Sheet	26
Combining Statement of Revenue and Expenses	28
Report of Independent Certified Public Accountants	31

# Combined Balance Sheet

December 31, 2013

(dollars in thousands)

## ASSETS

### Current Assets

Cash and cash management deposits	\$ 2,555,890
Investments	936
Current portion of assets whose use is limited	248
Patient accounts receivable, less allowance for uncollectible accounts of \$101,498	75,410
Estimated receivables from third parties	23,790
Other receivables	265,508
Inventories	102,188
Prepaid expenses and other current assets	41,729
	<hr/> 3,065,699

### Property and Equipment

2,990,034

### Assets Whose Use is Limited, net of current portion

23,838

### Other Assets

183,237

---

\$ 6,262,808

## LIABILITIES AND NET ASSETS

### Current Liabilities

Accounts payable and accrued liabilities	\$ 364,541
Estimated settlements to third parties	137,017
Other current liabilities	79,339
Short-term financings	60,464
Current maturities of long-term debt	43,129
	<hr/> 684,490

### Long-Term Debt, net of current maturities

1,679,653

### Other Noncurrent Liabilities

44,157

---

2,408,300

### Net Assets

Unrestricted	3,724,993
Temporarily restricted	129,515
	<hr/> 3,854,508

### Commitments and Contingencies

---

\$ 6,262,808

Adventist Health  
System – Florida  
Division Hospitals

The accompanying notes are an integral part of these combined financial statements

# Combined Statement of Operations and Changes in Net Assets

For the year ended  
December 31, 2013

(dollars in thousands)

## Revenue

Patient service revenue	\$ 4,412,772
Provision for bad debts	(228,949)
Net patient service revenue	4,183,823
EHR incentive payments	17,386
Other	30,915
Total operating revenue	4,232,124

## Expenses

Employee compensation	1,838,718
Supplies	818,748
Professional fees	404,996
Purchased services	226,844
Other	272,097
Interest	74,010
Depreciation and amortization	237,309
Total operating expenses	3,872,722

**Income from Operations** 359,402

**Nonoperating Gains, Net** 6,129

**Excess of Revenue and Gains over Expenses** 365,531

## Unrestricted Net Assets

Net assets released from restrictions for purchase of property and equipment	18,856
Transfers from affiliates, net	9,135
Pension-related changes other than net periodic pension cost	24,137
Other changes	7,550
Increase in unrestricted net assets	425,209

## Temporarily Restricted Net Assets

Investment income	989
Gifts and grants	20,983
Net assets released from restrictions for purchase of property and equipment or use in operations	(23,050)
Other	4,079
Increase in temporarily restricted net assets	3,001

**Increase in Net Assets** 428,210

Net assets, beginning of year	3,426,298
Net assets, end of year	\$ 3,854,508

Adventist Health  
System – Florida  
Division Hospitals

The accompanying notes are an integral part of these combined financial statements

# Combined Statement of Cash Flows

For the year ended  
December 31, 2013

(dollars in thousands)

<b>Operating Activities</b>	\$ 644,310
<b>Investing Activities</b>	
Purchases of property and equipment, net	(376,915)
Decrease in assets whose use is limited	36,985
Purchase of investments	(107)
Increase in other assets	(13,952)
	<u>(353,989)</u>
<b>Financing Activities</b>	
Additional long-term borrowings	26,516
Repayments of long-term borrowings	(81,052)
Repayments of short-term borrowings	(169)
Payment of deferred financing costs	(385)
Transfers from affiliates, net	9,198
Restricted gifts and grants and investment income	21,972
	<u>(23,920)</u>
<b>Increase in Cash and Cash Management Deposits</b>	266,401
Cash and cash management deposits at beginning of year	2,289,489
<b>Cash and Cash Management Deposits at End of Year</b>	<u>\$ 2,555,890</u>
<b>Operating Activities</b>	
Increase in net assets	\$ 428,210
Provision for bad debts	228,949
Depreciation – operating	236,097
Depreciation – nonoperating	8,191
Amortization of intangible assets	1,212
Amortization of prepaid information technology services	10,884
Amortization of deferred financing costs and original issue discounts and premiums	(1,193)
Restricted gifts and grants and investment income	(21,972)
Pension-related changes other than net periodic pension cost	(24,137)
Transfers from affiliates, net	(9,135)
Change in operating assets and liabilities	
Patient accounts receivable	(224,860)
Other receivables	(16,348)
Inventories	(1,516)
Prepaid expenses and other current assets	9,270
Accounts payable and accrued liabilities	47,787
Estimated settlements to third parties	42,874
Other current liabilities	(67,916)
Other noncurrent liabilities	(2,087)
	<u>\$ 644,310</u>
<b>Supplemental Disclosures of Significant Noncash Transactions</b>	
Transfer of deferred financing costs, original issue discounts and premiums and debt service reserve funds to affiliated entity	\$ 63

Adventist Health  
System – Florida  
Division Hospitals

The accompanying notes are an integral part of these combined financial statements

# Notes to Combined Financial Statements

*For the year ended  
December 31, 2013  
(dollars in thousands)*

**Adventist Health  
System – Florida  
Division Hospitals**

## 1. Significant Accounting Policies

### Reporting Entity

Adventist Health System – Florida Division Hospitals (Division) is a group of not-for-profit, general acute care hospitals, exempt from state and federal income taxes. These hospitals are located in the State of Florida and are controlled affiliates of Adventist Health System Sunbelt Healthcare Corporation d/b/a Adventist Health System (Parent Corporation).

The Division includes Florida Hospital Medical Center, Florida Hospital Heartland Medical Center and Florida Hospital Wauchula, divisions of Adventist Health System/Sunbelt, Inc. (Corporation), Florida Hospital Zephyrhills, Inc., Southwest Volusia Healthcare Corporation, Memorial Hospital – West Volusia, Inc., Florida Hospital Memorial Medical Center and Florida Hospital – Oceanside, divisions of Memorial Health Systems, Inc., Memorial Hospital – Flagler, Inc., Florida Hospital Waterman, Inc., Florida Hospital Tampa/Pepin Heart Institute, Florida Hospital Carrollwood, Tarpon Springs Hospital Foundation, Inc. and Florida Hospital at Connerton Long Term Acute Care Hospital, divisions of University Community Hospital, Inc. (UCH), and Pasco-Pinellas Hillsborough Community Health System, Inc. (PPHCHS), d/b/a Florida Hospital Wesley Chapel (FHCW). All significant intercompany accounts and transactions have been eliminated in the combination.

The Division provides a full range of inpatient and outpatient services as permitted by the licenses issued to the Division's hospitals from the State of Florida. Activities associated with the provision of healthcare services within the hospital setting are the major and central operations of the Division. Revenue and expenses arise from, and are recorded based upon, the Division's activities.

The Division also engages in activities and transactions that do not relate to the direct care of patients within the hospital setting and are therefore incidental or peripheral to the Division's major ongoing operations. Activities and transactions that are incidental or peripheral to the operations of the Division are recorded as nonoperating gains or losses.

The Parent Corporation is controlled by the Lake Union Conference of Seventh-day Adventists, the Mid-America Union Conference of Seventh-day Adventists, the Southern Union Conference of Seventh-day Adventists and the Southwestern Union Conference of Seventh-day Adventists, and was organized to provide managerial, financial and other services to members of the Division, other hospitals and other healthcare facilities (collectively referred to as the System).

SunSystem Development Corporation (Development) is a charitable foundation operated by the System for the benefit of its hospitals. The board of directors is appointed by the board of directors of the System. The Division includes Florida Hospital Medical Center Foundation, Florida Hospital Zephyrhills Foundation, Florida Hospital Heartland Medical Center Foundation, Florida Hospital Wauchula Foundation, Florida Hospital Fish Memorial Foundation, Florida Hospital Deland Foundation, Florida Hospital Flagler Foundation and Florida Hospital Wesley Chapel Foundation (Foundations). The Foundations operate as divisions of Development and each have a service area community board of directors appointed or approved by the Parent Corporation and are involved in philanthropic activities for the respective hospital. The accounts of the Foundations are included in the accounts of the Division.

# Notes to Combined Financial Statements

*For the year ended  
December 31, 2013  
(dollars in thousands)*

**Adventist Health  
System – Florida  
Division Hospitals**

## **Use of Estimates**

The preparation of these combined financial statements in conformity with accounting principles generally accepted in the United States requires management to make estimates and assumptions that affect the amounts reported in the combined financial statements and accompanying notes. Actual results could differ from those estimates.

## **Recent Accounting Pronouncements**

In December 2011, the Financial Accounting Standards Board (FASB) issued Accounting Standards Update (ASU) No. 2011-11, *Disclosures about Offsetting Assets and Liabilities* (ASU 2011-11), an amendment to the accounting guidance for disclosure of offsetting assets and liabilities. In January 2013, the FASB issued ASU No. 2013-01, *Clarifying the Scope of Disclosures about Offsetting Assets and Liabilities* (ASU 2013-01). These ASUs expand the disclosure requirements in that entities will be required to disclose both gross and net information about instruments and transactions eligible for offset in the balance sheet. This new guidance was effective for annual reporting periods beginning on or after January 1, 2013. The adoption of this standard did not have an impact on the Division's combined financial statements.

In February 2013, the FASB issued ASU No. 2013-04, *Obligations Resulting from Joint and Several Liability Arrangements for Which the Total Amount of the Obligation Is Fixed at the Reporting Date* (ASU 2013-04). The ASU provides guidance for the recognition, measurement and disclosure of obligations resulting from joint and several liability arrangements, for which the total amount of the obligation is fixed at the reporting date. This new guidance is effective for fiscal years beginning after December 15, 2013 and should be applied retrospectively to all prior periods presented for those obligations that exist at the beginning of the fiscal year of adoption. The adoption of this standard is not expected to have a material impact on the Division's combined financial statements.

## **Net Patient Service Revenue, Patient Accounts Receivable and Allowance for Uncollectible Accounts**

The Division's patient acceptance policy is based on its mission statement, to improve and enhance local communities served in harmony with Christ's healing ministry, and its charitable purposes. Accordingly, the Division accepts patients in immediate need of care, regardless of their ability to pay. Patient service revenue is reported at estimated net realizable amounts for services rendered. The Division recognizes patient service revenue associated with patients who have third-party payor coverage on the basis of contractual rates for the services rendered. For uninsured patients that do not qualify for charity care, revenue is recognized on the basis of discounted rates in accordance with the Division's policy.

Patient service revenue is reduced by the provision for bad debts and accounts receivable are reduced by an allowance for uncollectible accounts. These amounts are based on management's assessment of historical and expected net collections for each major payor source, considering business and economic conditions, trends in healthcare coverage and other collection indicators. Management regularly reviews collections data by major payor sources in evaluating the sufficiency of the allowance for uncollectible accounts. On the basis of historical experience, a significant portion of the Division's self-pay patients will be unable or unwilling to pay for the services provided. Thus, the Division records a significant provision for bad debts in the period services are provided related to self-pay patients. The Division's allowance for uncollectible accounts for self-pay patients was 97% of self-pay accounts receivable as of December 31, 2013. For receivables associated with patients who have third-party coverage, the Division

# Notes to Combined Financial Statements

*For the year ended  
December 31, 2013  
(dollars in thousands)*

analyzes contractually due amounts and provides an allowance for uncollectible accounts and a provision for bad debts, if necessary. Accounts receivable are written off after collection efforts have been followed in accordance with the Division's policies.

For all patients other than charity patients, patient service revenue, net of contractual allowances and self-pay discounts and before the provision for bad debts, recognized from major payor sources for the year ended December 31, 2013, is as follows:

Third-party payors, net of contractual allowance	\$ 4,164,829
Self-pay patients, net of discounts	247,943
	<u>\$ 4,412,772</u>

The Division has not experienced significant changes in write-off trends and has not changed its self-pay discount or charity care policy for the year ended December 31, 2013.

The Division has determined, based on an assessment at the reporting-entity level, that services are provided prior to assessing the patient's ability to pay and as such, the entire provision for bad debts is recorded as a deduction from patient service revenue in the accompanying combined statement of operations and changes in net assets.

## Third-Party Reimbursement Arrangements

Revenue from the Medicare and Medicaid programs represents approximately 30% of the Division's patient service revenue for the year ended December 31, 2013. Laws and regulations governing the Medicare and Medicaid programs are extremely complex and subject to interpretation. As a result, there is at least a reasonable possibility that recorded estimates will change by a material amount in the near term. Other than the accounts receivable related to the Medicare and Medicaid programs, there are no significant concentrations of accounts receivable due from an individual payor at December 31, 2013.

The Division is subject to retroactive revenue adjustments due to future audits, reviews and investigations. Retroactive adjustments are considered in the recognition of revenue on an estimated basis in the period the related services are rendered, and such amounts are adjusted in future periods as adjustments become known or as years are no longer subject to such audits, reviews and investigations. Adjustments to revenue related to prior periods increased patient service revenue by approximately \$1,200 for the year ended December 31, 2013.

## Charity Care

As discussed previously, the Division's patient acceptance policy is based on its mission statement and its charitable purposes and as such, the Division accepts patients in immediate need of care, regardless of their ability to pay. Patients that qualify for charity are provided services for which no payment is due for all or a portion of the patient's bill. Therefore, charity care is excluded from patient service revenue and the cost of providing such care is recognized within operating expenses.

The Division estimates the direct and indirect costs of providing charity care by applying a cost to gross charges ratio to the gross uncompensated charges associated with providing charity care to patients. The Division also receives certain funds to offset or subsidize charity services provided. These funds are primarily received from uncompensated care programs sponsored by the state, whereby healthcare providers within the state pay into an uncompensated care fund and the pooled funds are then



# Notes to Combined Financial Statements

*For the year ended  
December 31, 2013  
(dollars in thousands)*

redistributed based on state specific criteria. The cost of providing charity care, amounts paid by the Division into uncompensated care funds and amounts received by the Division to offset or subsidize charity services are as follows for the year ended December 31, 2013:

Cost of providing charity care	\$ 214,732
Funds paid into trusts (included in other expenses)	\$ (53,020)
Funds received to offset or subsidize charity services (included in patient service revenue)	6,703
	<u>\$ (46,317)</u>

## EHR Incentive Payments

The American Recovery and Reinvestment Act of 2009 included provisions for implementing health information technology under the Health Information Technology for Economic and Clinical Health Act. The provisions were designed to increase the use of electronic health record (EHR) technology and establish the requirements for a Medicare and Medicaid incentive payment program beginning in 2011 for eligible providers that adopt and meaningfully use certified EHR technology. Eligibility for annual Medicare incentive payments is dependent on providers demonstrating meaningful use of EHR technology in each period over a four-year period. Initial Medicaid incentive payments are available to providers that adopt, implement or upgrade certified EHR technology. Providers must demonstrate meaningful use of such technology in subsequent years to qualify for additional Medicaid incentive payments.

The Division accounts for EHR incentive payments as a gain contingency. Income from Medicare incentive payments is recognized as revenue after the Division has demonstrated that it complied with the meaningful use criteria over the entire applicable compliance period and the cost report period that will be used to determine the final incentive payment has ended. The Division recognized revenue from Medicaid incentive payments after it adopted certified EHR technology in its first year of participation and demonstrated compliance with the meaningful use criteria over the remaining compliance periods. Incentive payments totaling \$17,386 for the year ended December 31, 2013 are included in total operating revenue in the accompanying combined statement of operations and changes in net assets. Income from incentive payments is subject to retrospective adjustment as the incentive payments are calculated using Medicare cost report data that is subject to audit. Additionally, the Division's compliance with the meaningful use criteria is subject to audit by the federal government.

## Excess of Revenue and Gains over Expenses

The combined statement of operations and changes in net assets includes excess of revenue and gains over expenses, which is analogous to income from continuing operations of a for-profit enterprise. Changes in unrestricted net assets that are excluded from excess of revenue and gains over expenses, consistent with industry practice, include pension-related changes other than net periodic pension costs, permanent transfers of assets to and from affiliates for other than goods and services and contributions of long-lived assets (including assets acquired using contributions which, by donor restriction, were to be used for the purpose of acquiring such assets).

## Nonoperating Gains, Net

Nonoperating gains, net, represent the net operations of activities or transactions incidental or peripheral to the direct care of patients within the hospital setting and primarily include home health services, certain physician practices, the activity of the Foundations, equity income of affiliates and investment income.

# Notes to Combined Financial Statements

*For the year ended  
December 31, 2013  
(dollars in thousands)*

**Adventist Health  
System – Florida  
Division Hospitals**

## **Contributed Resources**

Resources restricted by donors for specific operating purposes or a specified time period are held in temporarily restricted net assets until expended for the intended purpose or until the specified time restrictions are met, at which time they are included in nonoperating gains, net. Resources restricted by donors for additions to property and equipment are held as temporarily restricted net assets until the assets are placed in service, at which time they are reported as transfers to unrestricted net assets. Gifts, grants and bequests not restricted by donors are included in nonoperating gains, net. At December 31, 2013, the Division had \$129,515 of temporarily restricted net assets available for various programs and capital expenditures at the Division's hospitals when time or purpose restrictions are met.

## **Cash Equivalents**

Cash equivalents include all highly liquid investments including certificates of deposit and commercial paper with maturities not in excess of three months when purchased. Interest income on cash equivalents is reported as nonoperating gains, net on the accompanying statement of operations and changes in net assets. Cash equivalents are included in cash and cash management deposits in the accompanying combined balance sheet.

## **Functional Expenses**

The Division does not present expense information by functional classification because its resources and activities are primarily related to providing healthcare services. Further, since the Division receives substantially all of its resources from providing healthcare services in a manner similar to a business enterprise, other indicators contained in the accompanying combined financial statements are considered important in evaluating how well management has discharged its stewardship responsibilities.

## **Assets Whose Use is Limited**

Certain of the Division's investments are limited as to use through board resolution and under the terms of bond indentures. These investments are classified as assets whose use is limited in the accompanying combined balance sheet. Interest and dividend income and realized gains and losses on assets whose use is limited are included in nonoperating gains, net in the accompanying combined statement of operations and changes in net assets.

## **Sale of Patient Accounts Receivable**

The System and certain of its member affiliates maintain a program (Program) for the continuous sale of certain patient accounts receivable to the Highlands County, Florida, Health Facilities Authority (Highlands) on a nonrecourse basis. Highlands had partially financed the purchase of the patient accounts receivable through the issuance of tax-exempt, variable-rate bonds (Bonds). As of December 31, 2013, Highlands had \$409,600 of Bonds outstanding, which have a mandatory tender in February 2017 and a final maturity in November 2027.

As of December 31, 2013, the estimated net realizable value, as defined in the underlying agreements, of patient accounts receivable sold and removed from the accompanying combined balance sheet was \$572,381. The patient accounts receivable sold consist primarily of amounts due from government programs and commercial insurers. The proceeds received from Highlands as of December 31, 2013 consist of \$342,182 in cash from the Bonds, a \$92,259 note on a subordinated basis with the Bonds and a \$137,940 note on a parity basis with the Bonds. The note on a

# Notes to Combined Financial Statements

*For the year ended  
December 31, 2013  
(dollars in thousands)*

subordinated basis with the Bonds is in an amount to provide the required over-collateralization of the Bonds. The note on a parity basis with the Bonds is the excess of eligible accounts receivable sold over the sum of cash received and the subordinated note. These notes are included in other receivables (current) in the accompanying combined balance sheet. Due to the nature of the patient accounts receivable sold, collectability of the subordinated and parity notes is not significantly impacted by credit risk.

## **Inventories**

Inventories (primarily pharmaceutical and medical supplies) are stated at the lower of cost or market under the first-in, first-out method of valuation.

## **Property and Equipment**

Property and equipment are reported on the basis of cost, except for donated items, which are recorded at fair value at the date of the donation. Expenditures that materially increase values, change capacities or extend useful lives are capitalized. Depreciation is computed primarily utilizing the straight-line method over the expected useful lives of the assets. Amortization of capitalized leased assets is included in depreciation expense and allowances for depreciation.

## **Goodwill**

Goodwill represents the excess of the purchase price and related costs over the value assigned to the net tangible and identifiable intangible assets of the businesses acquired. These amounts are included in other assets (noncurrent) in the accompanying combined balance sheet and are evaluated annually for impairment or when there is an indicator of impairment. Based on a quantitative assessment, there was no impairment to goodwill recorded during the year ended December 31, 2013.

## **Deferred Financing Costs**

Direct financing costs are included in other assets (noncurrent) in the accompanying combined balance sheet and deferred and amortized over the remaining lives of the financings using the effective interest method.

## **Interest in the Net Assets of Unconsolidated Foundations**

Interest in the net assets of unconsolidated foundations represents contributions received on behalf of the Division or its member affiliates by independent fund-raising foundations. As the Division cannot influence the foundations to the extent that it can determine the timing and amount of distributions, the Division's interest in the net assets of the foundations are included in other assets (noncurrent) and changes in that interest are included in temporarily restricted net assets on the accompanying combined balance sheet.

## **Impairment of Long-Lived Assets**

Long-lived assets are reviewed for impairment whenever events or business conditions indicate the carrying amount of such assets may not be fully recoverable. Initial assessments of recoverability are based on estimates of undiscounted future net cash flows associated with an asset or group of assets. Where impairment is indicated, the carrying amount of these long-lived assets is reduced to fair value based on discounted net cash flows or other estimates of fair value.

## **Bond Discounts and Premiums**

Bonds payable, including related original issue discounts and/or premiums, are included in long-term debt. Discounts and premiums are being amortized over the life of the bonds using the effective interest method.

# Notes to Combined Financial Statements

*For the year ended  
December 31, 2013  
(dollars in thousands)*

**Adventist Health  
System – Florida  
Division Hospitals**

## **Income Taxes**

The Division follows the Income Taxes Topic of the Accounting Standards Codification (ASC) (ASC 740), which prescribes the accounting for uncertainty in income tax positions recognized in financial statements. ASC 740 prescribes a recognition threshold and measurement attribute for the financial statement recognition and measurement of a tax position taken, or expected to be taken, in a tax return. There were no material uncertain tax positions as of December 31, 2013.

## **2. Cash Management Deposits**

The Division, along with other member affiliates of the System, participates in a cash management program managed by the Parent Corporation. This cash management program maintains separate accounts for each hospital in the Division and member affiliate at one central bank. Cash management deposits have the general characteristics of demand deposits in that the Division may deposit additional funds at any time and also effectively may withdraw funds at any time without prior notice or penalty, subject to limitations and controls established by the Parent Corporation. Certain deposits are federally insured in limited amounts. Amounts are transferred each day to or from a central investment pool maintained by the Parent Corporation. Cash management deposits approximated \$2,550,000 at December 31, 2013, and are included in cash and cash management deposits in the accompanying combined balance sheet.

The central investment pool primarily invests in fixed-income instruments, equity instruments and alternative investments (primarily hedge funds) through partnership investment trusts and a wholly-owned subsidiary. See note 11 for the allocation of investments in the central investment pool. Fixed-income and equity instruments within the central investment pool, excluding alternative investments accounted for under the equity method, are recorded at fair value. The Parent Corporation has designated primarily all fixed-income instruments within the central investment pool as other-than-trading securities and, accordingly, changes in unrealized gains and losses are included in the Parent Corporation's unrestricted net assets and allocated to the participants in the central investment pool when realized. The central investment pool's primary equity investment portfolio includes domestic and foreign investments that are based on various market indices and include securities such as futures contracts, exchange traded funds and puts. The Parent Corporation has designated the securities in this portfolio as trading securities and, accordingly, changes in unrealized gains and losses are included in the Parent Corporation's excess of revenue and gains over expenses and losses and are allocated to the participants in the period they occur. Ownership interest in certain alternative investments is accounted for under the equity method. Accordingly, the Parent Corporation recognizes its share of the hedge funds' income or loss, both realized and unrealized, as investment income or loss and allocates it to the participants in the period they occur.

The Parent Corporation also has a wholly-owned subsidiary, AHS-K2 Alternatives Portfolio, Ltd. (Fund), which invests in alternative investments through partnership investment trusts. The Fund follows the Financial Services – Investment Companies Topic of the ASC (ASC 946), which requires that the investments in the underlying funds be recorded at fair value. Unrealized appreciation and depreciation resulting from valuing the underlying funds is recognized as investment income or loss in the period they occur. Certain other equity investments, primarily held by the Division's Foundations, are designated as other-than-trading and the related change in unrealized gains and losses are included in the Division's unrestricted net assets.

Investment income is included in nonoperating gains, net on the accompanying combined statement of operations and changes in net assets and includes the Division's

# Notes to Combined Financial Statements

*For the year ended  
December 31, 2013  
(dollars in thousands)*

allocated share of the central investment pool's income, which includes interest and dividend income, realized gains and losses, certain unrealized gains and losses and income or loss from hedge funds. The Parent Corporation accounts for investments on a settlement-date basis. See note 3 for details of investment income for the year ended December 31, 2013.

The central investment pool participates in securities lending transactions with its custodian, whereby a portion of its investments is loaned to certain brokerage firms in return for cash and securities from the brokers as collateral for the investments loaned, usually on a short-term basis. Collateral provided by brokers is maintained at levels approximating 102% of the fair value of the securities on loan and is adjusted for daily market fluctuations.

## 3. Assets Whose Use is Limited

Assets whose use is limited include investments held by bond trustees and investments designated by boards for capital expenditures. Amounts to be used for the payment of current liabilities are classified as current assets.

Indenture requirements of tax-exempt financings that are allocated to the Division provide for the establishment and maintenance of various accounts with trustees. These arrangements require the trustee to control the expenditure of debt proceeds, as well as the payment of interest and the payment of debt to bondholders. Investments held by trustees required under indenture agreements are allocated to the Division by the Parent Corporation in connection with the debt allocated to the Division (note 6). Board designated funds for capital expenditures are invested in the central investment pool. See note 11 for the composition of the central investment pool.

A summary of the major limitations as to the use of these assets consists of the following at December 31, 2013:

Investments held by bond trustees – allocated required bond funds	\$ 5,071
Board designated funds for capital expenditures	18,408
Other	607
	<hr/> 24,086
Less amounts to pay current liabilities	(248)
	<hr/> <b>\$ 23,838</b>

Allocated trustee-held funds are comprised of the following at December 31, 2013:

U.S. government agencies and sponsored entities	93%
Cash and cash equivalents	5
Accrued interest receivable	2
	<hr/> 100%

Total investment income from the central investment pool allocation (note 2) and assets whose use is limited amounted to \$44,263 and is comprised of the following for the year ended December 31, 2013:

Interest and dividend income	\$ 23,830
Net realized and unrealized gains/losses	15,181
The Division's share of income from alternative investments – equity method	5,252
	<hr/> <b>\$ 44,263</b>

# Notes to Combined Financial Statements

*For the year ended  
December 31, 2013  
(dollars in thousands)*

## 4. Property and Equipment

Property and equipment consists of the following at December 31, 2013

Land and improvements	\$ 423,637
Buildings and improvements	2,193,575
Equipment	2,469,696
	<u>5,086,908</u>
Less allowances for depreciation	<u>(2,292,139)</u>
	2,794,769
Construction in progress	195,265
	<u>\$ 2,990,034</u>

Certain hospitals have entered into construction contracts for which costs have been incurred and included in construction in progress. These and other committed projects will be financed through operations, proceeds of borrowings and board designated funds (note 3). The estimated costs to complete these projects approximated \$82,000 at December 31, 2013.

During periods of construction, interest costs are capitalized to the respective property accounts. Interest capitalized approximated \$3,000 for the year ended December 31, 2013.

The Division capitalizes the cost of acquired software for internal use. Any internal costs incurred in the process of developing and implementing software are expensed or capitalized depending primarily on whether they are incurred in the preliminary project stage, application development stage or post-implementation stage. Capitalized software costs and accumulated amortization at December 31, 2013 is as follows:

Capitalized software costs	\$ 91,302
Less accumulated amortization	<u>(50,591)</u>
Capitalized software costs, net	<u>\$ 40,711</u>

Estimated amortization expense related to capitalized software costs for the next five years and thereafter is as follows:

2014	\$ 6,158
2015	5,440
2016	3,806
2017	2,377
2018	2,342
Thereafter	20,588

## 5. Other Assets

Other assets consists of the following at December 31, 2013

Goodwill	\$ 54,432
Interests in net assets of unconsolidated foundations	45,933
Notes and loans receivable	30,939
Prepaid information technology services (note 10)	17,839
Deferred financing costs	11,356
Investment in unconsolidated entities	5,386
Other noncurrent assets	17,352
	<u>\$ 183,237</u>

# Notes to Combined Financial Statements

*For the year ended  
December 31, 2013  
(dollars in thousands)*

**Adventist Health  
System – Florida  
Division Hospitals**

## 6. Long-Term Debt

Long-term debt consists of the following at December 31, 2013

Fixed-rate hospital revenue bonds, interest rates from 1.06% to 7.25%, payable through 2039	\$ 1,503,137
Variable-rate hospital revenue bonds, payable through 2035	170,490
Capitalized leases payable	23,685
Other indebtedness	133
Unamortized original issue premiums, net	25,337
	<u>1,722,782</u>
Less current maturities	<u>(43,129)</u>
	<u>\$ 1,679,653</u>

### Master Trust Indenture

Long-term debt has been issued primarily on a tax-exempt basis. The Division and certain other affiliates controlled by the Parent Corporation comprise the Adventist Health System/Sunbelt Obligated Group (Obligated Group). The Obligated Group is a group of not-for-profit corporations, which are jointly and severally liable under a Master Trust Indenture (MTI) to make all payments required with respect to obligations under the MTI. Total obligations under the MTI were approximately \$3,502,000 at December 31, 2013. At December 31, 2013, the Obligated Group had unrestricted net assets of approximately \$5,610,000. The obligations are secured under the MTI, which provides, among other things, for the deposit of revenue with the master trustee in the event of certain defaults, pledges of accounts receivable, pledges not to encumber property and limitations on additional borrowings. In addition, the MTI requires certain covenants and reporting requirements to be met by the Obligated Group.

The Corporation allocates debt and the related proceeds to individual facilities based on capital funding needs. Subsequently, the individual facility's debt is managed under a pooled debt methodology. Under this methodology, each facility is allocated debt balances in the same ratio of fixed-rate to variable-rate debt balances that exist at the Corporation. Each facility is allocated interest expense using a weighted-average interest rate based on the total interest expense of the Corporation.

### Variable-Rate Bonds

Certain variable-rate bonds may be put to the Corporation at the option of the bondholder. The variable-rate bond indentures generally provide the Corporation the option to remarket the obligations at the then prevailing market rates for periods ranging from one day to the maturity dates. The obligations have been primarily marketed for seven-day periods during 2013, with annual interest rates ranging from 0.02% to 0.40%. Additionally, the Corporation paid fees, such as remarketing fees, on variable-rate debt during 2013. The System has various sources of liquidity in the event any variable-rate bonds are put and not remarketed, including a revolving credit agreement (Revolving Note). In the event variable rate bonds are put and not remarketed, and the Revolving Note were used for liquidity, the System's obligation to the banks would be payable in accordance with the variable rate bond's original maturities with the remaining amounts due upon expiration of the Revolving Note.

The System's Revolving Note is with a syndicate of banks (Syndicate) in the aggregate amount of \$1,000,000 for letters of credit, liquidity facilities and general corporate needs, including working capital, capital expenditures and acquisitions. The Revolving Note, which expires in November 2015, has certain prime rate and London Interbank

# Notes to Combined Financial Statements

*For the year ended  
December 31, 2013  
(dollars in thousands)*

**Adventist Health  
System – Florida  
Division Hospitals**

Offered Rate based pricing options. The System had no amounts outstanding under the Revolving Note as of December 31, 2013.

## 2013 Debt Transactions

During 2013, the Corporation issued fixed-rate bonds with par amounts totaling \$485,000 and maturity date ranging from 2025 to 2032. The interest rates range from 2.36% to 3.72% through 2029. Beginning in 2030, the interest rate for the remaining balance of \$73,350 increases to 7.25% through the maturity date in 2032. With the proceeds, the Corporation financed or refinanced certain costs of the acquisition, construction, renovations and equipping of certain facilities.

## Debt Maturities

The following represents the maturities of long-term debt for the next five years and the years thereafter:

2014	\$ 43,129
2015	46,870
2016	49,153
2017	48,330
2018	55,982
Thereafter	1,453,981

Cash paid for interest, net of amounts capitalized, approximated \$70,600 during the year end December 31, 2013.

## 7. Retirement Plans

### Defined Contribution Plan

The Division participates with other Seventh-day Adventist healthcare entities in a defined contribution retirement plan (Plan) that covers substantially all full-time employees who are at least 18 years of age. The Plan is exempt from the Employee Retirement Income Security Act of 1974 (ERISA). The Plan provides, among other things, that the employer contribute 2.6% of wages, plus additional amounts for very highly paid employees. Additionally, the Plan provides that the employer match 50% of the employee's contributions up to 4% of the contributing employee's wages, resulting in a maximum available match of 2% of the contributing employee's wages each year.

Contributions for the Plan are included in employee compensation in the accompanying combined statement of operations and changes in net assets in the amount of \$48,000 for the year ended December 31, 2013.

### Defined Benefit Plan – Multiemployer Plan

Prior to January 1, 1992, certain of the hospitals within the Division, in addition to other entities within the System, participated in a multiemployer, noncontributory defined benefit retirement plan, the Seventh-day Adventist Hospital Retirement Plan Trust (Old Plan) administered by the General Conference of Seventh-day Adventists that is exempt from ERISA. The risks of participating in multiemployer plans are different from single-employer plans in the following aspects:

Assets contributed to the multiemployer plan by one employer may be used to provide benefits to employees of other participating employers.

If a participating employer stops contributing to the plan, the unfunded obligations of the plan may be borne by the remaining participating employers.



# Notes to Combined Financial Statements

*For the year ended  
December 31, 2013  
(dollars in thousands)*

If an entity chooses to stop participating in the multiemployer plan, it may be required to pay the plan an amount based on the underfunded status of the plan, referred to as withdrawal liability.

During 1992, the Old Plan was suspended and the Plan was established. The participating hospitals within the Division, along with the other participants in the Old Plan, may be required to make future contributions to the Old Plan to fund any difference between the present value of the Old Plan benefits and the fair value of the Old Plan assets. Future funding amounts and the funding time periods have not been determined by the Old Plan administrators, however, management believes the impact of any such future decisions will not have a material adverse effect on the Division's combined financial statements.

The plan assets and benefit obligation data for the Old Plan as of December 31, 2012 is as follows:

Total plan assets	\$ 837,236
Actuarial present value of accumulated plan benefits	949,943
Funded status	88.1%

The participating hospitals within the Division did not make contributions to the Old Plan for the year ended December 31, 2013.

## Defined Benefit Plan – Frozen Pension Plans

Certain of the Division's entities sponsored noncontributory defined benefit pension plans (Pension Plans). The Parent Corporation froze the Pension Plans in December 2010, such that no new benefits will accrue in the future.

The following table sets forth the remaining combined projected and accumulated benefit obligations and the assets of the Pension Plans at December 31, 2013, the components of net periodic benefit costs for the year then ended and a reconciliation of the amounts recognized in the accompanying combined financial statements:

Accumulated benefit obligation, end of year	<u>\$ 176,979</u>
Change in projected benefit obligation	
Projected benefit obligation, beginning of year	\$ 199,672
Interest cost	8,183
Benefits paid	(6,105)
Actuarial gains	<u>(24,771)</u>
Projected benefit obligation, end of year	176,979
Change in plan assets	
Fair value of plan assets, beginning of year	150,164
Actual return on plan assets	7,406
Employer contributions	3,500
Benefits paid	<u>(6,105)</u>
Fair value of plan assets, end of year	<u>154,965</u>
Deficiency of fair value of plan assets over projected benefit obligation, included in other noncurrent liabilities	<u>\$ (22,014)</u>

No plan assets are expected to be returned to the Division during the fiscal year ending December 31, 2014.

**Adventist Health  
System – Florida  
Division Hospitals**

# Notes to Combined Financial Statements

*For the year ended  
December 31, 2013  
(dollars in thousands)*

Included in unrestricted net assets at December 31, 2013 are unrecognized actuarial gains of \$2.739 which have not yet been recognized in net periodic net pension expense. None of the actuarial gains included in unrestricted net assets are expected to be recognized in net periodic pension cost during the year ending December 31, 2014.

Changes in plan assets and benefit obligations recognized in unrestricted net assets include:

Net actuarial gains	\$ (24,081)
Amortization of net actuarial losses	(56)
Total increase recognized in unrestricted net assets	<u>\$ (24,137)</u>

The components of net periodic pension cost for the year ended December 31, 2013 are as follows:

Interest cost	\$ 8.183
Expected return on plan assets	(8.096)
Recognized net actuarial losses	56
Net periodic pension cost	<u>\$ 143</u>

The assumptions used to determine the benefit obligation and net periodic pension cost for the Pension Plans at December 31, 2013 are set forth below:

## **Used to determine projected benefit obligation**

Weighted-average discount rate	5.06%
--------------------------------	-------

## **Used to determine pension cost**

Weighted-average discount rate	4.16%
Weighted-average expected long-term rate of return on plan assets	5.50%

The Pension Plans' assets are invested in a portfolio designed to protect principal and obtain competitive investment returns and long-term investment growth, consistent with actuarial assumptions, with a reasonable and prudent level of risk. Diversification is achieved by allocating funds to various asset classes and investment styles and by retaining multiple investment managers with complementary styles, philosophies and approaches.

The Pension Plans' assets are managed solely in the interest of the participants and their beneficiaries. The expected long-term rate of return on the Pension Plans' assets is based on historical and projected rates of return for current and planned asset categories in the investment portfolio. Assumed projected rates of return for each asset category were selected after analyzing historical experience and future expectations of the returns and volatility for assets of that category using benchmark rates. Based on the target allocation among the asset categories, the overall expected rate of return for the portfolio was developed and adjusted for historical and expected experience of active portfolio management results compared to benchmark returns and for the effect of expenses paid from plan assets.

The target investment allocation for the Pension Plans is 50% fixed-income and 50% equity securities. This allocation is partially achieved through investments in alternative investments that have fixed-income or equity strategies. The Parent Corporation maintained this target investment allocation throughout 2013.

# Notes to Combined Financial Statements

*For the year ended  
December 31, 2013  
(dollars in thousands)*

The following table presents the Pension Plans' financial instruments as of December 31, 2013, measured at fair value on a recurring basis by the valuation hierarchy defined in note 11

	Total	Level 1	Level 2	Level 3
Cash and cash equivalents	\$ 7.612	\$ 7.612	\$ –	\$ –
<b>Debt securities</b>				
U S government agencies and sponsored entities	19.938	1.919	18.019	–
Corporate bonds	45.165	–	45.165	–
Commercial mortgage-backed	2.772	–	2.772	–
Collateralized debt obligations	11.120	–	11.120	–
<b>Equity securities</b>				
Domestic equities	7.605	7.605	–	–
Foreign equities	4.308	4.308	–	–
<b>Alternative investments</b>				
Commodity	1.523	–	1.523	–
Event driven	4.780	–	3.658	1.122
Global macro	3.232	–	1.558	1.674
Insurance	3.371	–	1.596	1.775
Long short	35.255	–	33.226	2.029
Relative value	1.915	–	1.915	–
Specialist credit	1.933	–	1.926	7
Structured credit	4.436	–	1.775	2.661
<b>Total plan assets</b>	<b>\$ 154.965</b>	<b>\$ 21.444</b>	<b>\$ 124.253</b>	<b>\$ 9.268</b>

Fair value methodologies for Levels 1, 2 and 3 are consistent with the inputs described in note 11

The changes in financial assets classified as Level 3 during the year ended December 31, 2013, were as follows

	Alternative Investments				
	Beginning Balance	Gross Purchases	Gross Sales	Realized Gains (Losses)	Unrealized Gains (Losses)
Event driven	\$ 1.261	\$ 200	\$ (400)	\$ 29	\$ 32
Global macro	633	1.140	–	–	(99)
Insurance	2.717	–	(750)	(103)	(89)
Long short	1.881	–	–	–	148
Specialist credit	573	–	(500)	49	(115)
Structured credit	3.523	100	(945)	35	(52)
	<b>\$ 10.588</b>	<b>\$ 1.440</b>	<b>\$(2.595)</b>	<b>\$ 10</b>	<b>\$ (175)</b>
					<b>\$ 9.268</b>

The following represents the expected benefit plan payments for the next five years and the five years thereafter

Year ending December 31	
2014	\$6.654
2015	6.998
2016	7.381
2017	7.903
2018	8.580
2019 – 2023	52.353

**Adventist Health  
System – Florida  
Division Hospitals**

# Notes to Combined Financial Statements

*For the year ended  
December 31, 2013  
(dollars in thousands)*

## 8. Medical Malpractice

The Division participates in a self-insured revocable trust (Trust) that covers the System's subsidiaries and their respective employees for claims within a specified level (Self-Insured Retention). Claims above the Self-Insured Retention are insured by claims-made coverage that is placed with Adhealth Limited, a Bermuda company (Adhealth). Adhealth has purchased reinsurance through commercial insurers for the excess limits of coverage. A Self-Insured Retention of \$2,000 was established for the year ended December 31, 2001. The Self-Insured Retention was increased to \$7,500 and \$15,000 effective January 1, 2002 and 2003, respectively, and has remained at \$15,000 through December 31, 2013.

The assets and liabilities related to the Trust are recorded in the Parent Corporation's consolidated financial statements.

## 9. Commitments and Contingencies

### Operating Leases

The Division leases certain property and equipment under operating leases. Lease and rental expense was approximately \$37,500 for the year ended December 31, 2013 and is included in other expenses in the accompanying combined statement of operations and changes in net assets.

The following represents the net future minimum lease payments under noncancelable operating leases for the next five years and the years thereafter:

Year ending December 31	
2014	\$ 18,328
2015	17,849
2016	14,483
2017	8,988
2018	3,217
Thereafter	3,018

### Litigation

Certain of the Division's facilities are involved in litigation arising in the ordinary course of business. In the opinion of management, after consultation with legal counsel, these matters will be resolved without material adverse effect to the Division's combined financial statements.

## 10. Transactions with Related Organizations

Certain transactions are made with the Parent Corporation on a routine basis. These transactions are comprised of information technology services, medical malpractice, management fees (includes fees for management and other services provided by the Parent Corporation), allocated amounts for medical malpractice, workers' compensation and other fees (includes legal fees, taxes, professional fees, etc.), that are initially paid for by the Parent Corporation.

# Notes to Combined Financial Statements

*For the year ended  
December 31, 2013  
(dollars in thousands)*

Management fees and allocated costs consist of the following for the year ended December 31, 2013

Information technology services	\$ 68,959
Management fees	67,736
Medical malpractice insurance	60,278
Workers' compensation insurance	13,794
Other fees	10,123
	<u>\$ 220,890</u>

During 2013, the Division transferred \$23,499 to the Parent Corporation and \$24,566 to affiliates to assist in funding various operating and capital needs

During 2013, the Parent Corporation transferred \$40,000 to the Division to assist in the repayment of a related party payable. Additionally, the Division received a one-time cash transfer of \$1,500 through net assets from a trust established by the Parent Corporation

During 2013, the Division received cash of \$13,700 through a net asset transfer from the Parent Corporation. The transfer was a requirement of the Merger and Affiliation Agreement that the Parent Corporation entered into with UCH and relates to UCH's initial contribution in PPHCHS. Additionally, in 2013 the Division received \$2,000 from the Parent Corporation to assist in the funding of its defined benefit pension plan

Receivables from and payables to related organizations are principally related to the Parent Corporation and other affiliated organizations. These amounts consist of the following at December 31, 2013

Receivables from related organizations included in other receivables (current)	\$ 13,826
Payables to related organizations included in other current liabilities	67,391

The Division serves patients under a contractual agreement with a managed care provider, which is a controlled affiliate of the Parent Corporation. Payments under this contractual agreement are based upon discounts from established charges. Services under the agreement represented approximately \$80,800 of the Division's patient service revenue for the year ended December 31, 2013. Premiums paid to the affiliate for employee health benefits approximated \$108,000 for the year ended December 31, 2013, and are included in employee compensation. The Division pays professional fees to an affiliate for physician services related to physicians employed by the affiliate. Fees paid during 2013 approximated \$46,800 and are included in professional fees in the accompanying combined statement of operations and changes in net assets

The Division has prepaid for certain information technology services to a related organization. The amount paid during 2013 was approximately \$7,500. The unamortized portion of the prepaid fees is included in other current assets and other assets (note 5) in the accompanying combined balance sheet and will be amortized in future years

# Notes to Combined Financial Statements

*For the year ended  
December 31, 2013  
(dollars in thousands)*

## 11. Fair Value Measurements

The Division categorizes, for disclosure purposes, assets and liabilities measured at fair value into a three-tier fair value hierarchy. Fair value is an exit price, representing the amount that would be received to sell an asset or paid to transfer a liability in an orderly transaction between market participants. As such, fair value is a market-based measurement, which should be determined based on assumptions that would be made by market participants. The three-tier hierarchy prioritizes the inputs used to measure fair value. The hierarchy gives the highest priority to unadjusted quoted prices in active markets for identical assets or liabilities (Level 1 measurement) and the lowest priority to unobservable inputs (Level 3 measurement).

Certain of the Division's financial assets and financial liabilities are measured at fair value on a recurring basis, including fixed-income and equity instruments. The three levels of the fair value hierarchy defined by ASC 820 and a description of the valuation methodologies used for instruments measured at fair value are as follows:

*Level 1* – Financial assets and liabilities whose values are based on unadjusted quoted prices for identical assets or liabilities in an active market that the Division has the ability to access.

*Level 2* – Financial assets and liabilities whose values are based on pricing inputs that are either directly observable or that can be derived or supported from observable data as of the reporting date. Level 2 inputs may include quoted prices for similar assets or liabilities in nonactive markets or pricing models whose inputs are observable for substantially the full term of the asset or liability.

*Level 3* – Financial assets and liabilities whose values are based on prices or valuation techniques that require inputs that are both significant to the fair value of the financial asset or financial liability and are generally less observable from objective sources. These inputs may be used with internally developed methodologies that result in management's best estimate of fair value. The Division has no financial assets or financial liabilities with significant Level 3 inputs.

A financial instrument's categorization within the valuation hierarchy is based upon the lowest level of input that is significant to the fair value measurement.

### Recurring Fair Value Measurement

The fair value of financial assets measured at fair value on a recurring basis at December 31, 2013, was as follows:

	Total	Level 1	Level 2	Level 3
<b>Investments</b>				
U.S. government agencies and sponsored entities	\$ 377	\$ –	\$ 377	\$ –
Corporate bonds	29	–	29	–
<b>Total</b>	<u>\$ 406</u>	<u>\$ –</u>	<u>\$ 406</u>	<u>\$ –</u>

The central investment pool has alternative investments accounted for under the equity method, which represent 10% of the central investment pool at December 31, 2013. The remaining investments, which are included in the following table, are measured at fair value and represent 90% of the central investment pool at December 31, 2013.

# Notes to Combined Financial Statements

*For the year ended  
December 31, 2013  
(dollars in thousands)*

The fair value of financial assets that comprise the central investment pool (note 2) and allocated trustee-held funds that are measured at fair value on a recurring basis at December 31, 2013, were measured at fair value based on inputs categorized as follows

	Total	Level 1	Level 2	Level 3
Cash and cash equivalents	22%	22%	—%	—%
U S government agencies and sponsored entities	59	—	59	—
Corporate bonds	5	—	5	—
Residential mortgage-backed	2	—	2	—
Commercial mortgage-backed	4	—	4	—
Collateralized debt obligations	2	—	2	—
Domestic equity index securities	1	1	—	—
Alternative investments	5	—	4	1
Total	100%	23%	76%	1%

Financial assets are reflected in the combined balance sheet at December 31, 2013 as follows

Investments measured at fair value	\$ 406
Certificates of deposit	530
Total investments	<u>\$ 936</u>
Assets whose use is limited measured at fair value	\$ —
Cash management deposits	18,408
Allocated trustee-held funds	5,071
Certificates of deposit	607
Total assets whose use is limited	<u>\$ 24,086</u>

Within the central investment pool and for those financial assets held by the Division, the fair values of the securities included in Level 1 were determined through quoted market prices. The fair values of Level 2 and Level 3 financial assets and liabilities were determined as follows

*Cash equivalents, U S government agencies and sponsored entities, corporate bonds, residential mortgage-backed, commercial mortgage-backed, collateralized debt obligations and student loan asset-backed* – These Level 2 securities were valued through the use of third party pricing services that use evaluated bid prices adjusted for specific bond characteristics and market sentiment

*Alternative investments* – Certain of the investments held by the cash management program are alternative investments that are required to be recorded at fair value. These underlying funds are valued using the net asset value (NAV) as a practical expedient to determine fair value. Several factors are considered in appropriately classifying the underlying funds in the fair value hierarchy. An underlying fund is generally classified as Level 2 if the Parent Corporation has the ability to withdraw its investment with the underlying fund at NAV at the measurement date or within the near term. Generally, the Parent Corporation defines near term as redemption of the entire investment within 90 days or less. An underlying fund is generally classified as Level 3 if the Parent Corporation does not have the ability to redeem its investment with the underlying fund at NAV within the near term. Those alternative

# Notes to Combined Financial Statements

*For the year ended  
December 31, 2013  
(dollars in thousands)*

investments classified as Level 3 as of December 31, 2013, were classified as such because they could not be redeemed in the near term

## **Other Fair Value Disclosures**

The carrying values of the accounts receivable, accounts payable and accrued liabilities are reasonable estimates of their fair values due to the short-term nature of these financial instruments

The fair values of the Division's allocated fixed-rate bonds are estimated using Level 2 inputs based on quoted market prices for those or similar instruments. The estimated fair value of the fixed-rate bonds was approximately \$1,563,000 as of December 31, 2013. The carrying values of the fixed-rate bonds were approximately \$1,503,000 as of December 31, 2013. The carrying amount approximates fair value for all other long-term debt (note 6)

## **12. Subsequent Events**

The Division evaluated events and transactions occurring subsequent to December 31, 2013 through March 21, 2014, the date the accompanying combined financial statements were available for issuance. During this period, there were no subsequent events that required recognition in the accompanying combined financial statements. Additionally, there were no nonrecognized subsequent events that required disclosure.



This page intentionally blank

## **Supplementary Information**

Adventist Health System - Florida Division Hospitals

Combining Balance Sheet

December 31, 2013

	Florida Hospital Medical Center	Florida Hospital Zephyrhills, Inc	Florida Hospital Heartland Medical Center	Florida Hospital Wauchula	Southwest Volusia Healthcare Corporation	Memorial Hospital - West Volusia, Inc	Florida Hospital Memorial Medical Center and Florida Hospital - Oceanside
<i>(dollars in thousands)</i>							
<b>ASSETS</b>							
<b>Current Assets</b>							
Cash and cash management deposits	\$ 1,484,200	\$ 103,003	\$ 83,952	\$ 1,312	\$ 91,250	\$ 66,142	\$ 135,840
Investments	—	381	—	—	—	200	25
Current portion of assets whose use is limited	123	9	9	—	9	5	21
Patient accounts receivable - net	41,063	—	953	385	1,397	1,187	4,037
Estimated receivables from third parties	17,478	760	115	14	356	61	238
Other receivables	179,738	10,531	7,804	10,237	7,763	5,429	11,928
Inventories	65,378	3,048	2,870	136	2,488	1,483	4,924
Prepaid expenses and other current assets	18,961	1,433	2,617	137	2,175	2,008	3,808
	<u>1,806,941</u>	<u>119,165</u>	<u>98,320</u>	<u>12,221</u>	<u>105,438</u>	<u>76,515</u>	<u>160,821</u>
<b>Property and Equipment</b>	1,609,942	64,349	72,389	4,221	59,008	52,009	251,478
<b>Assets Whose Use is Limited, net of current portion</b>	2,406	175	177	—	167	89	400
<b>Other Assets</b>	61,417	2,611	4,499	—	1,681	1,686	24,581
	<u>\$ 3,480,706</u>	<u>\$ 186,300</u>	<u>\$ 175,385</u>	<u>\$ 16,442</u>	<u>\$ 166,294</u>	<u>\$ 130,299</u>	<u>\$ 437,280</u>
<b>LIABILITIES AND NET ASSETS</b>							
<b>Current Liabilities</b>							
Accounts payable and accrued liabilities	\$ 217,936	\$ 12,417	\$ 11,262	\$ 1,199	\$ 8,887	\$ 9,055	\$ 16,372
Estimated settlements to third parties	88,046	5,082	9,376	1,993	4,257	3,853	7,055
Other current liabilities	62,978	2,523	11,358	—	1,243	1,459	2,760
Short-term financings	30,180	2,199	2,222	—	2,090	1,113	5,021
Current maturities of long-term debt	21,884	1,400	1,415	—	1,331	709	3,198
	<u>421,024</u>	<u>23,621</u>	<u>35,633</u>	<u>3,192</u>	<u>17,808</u>	<u>16,189</u>	<u>34,406</u>
<b>Long-Term Debt, net of current maturities</b>	833,272	60,377	61,024	—	57,400	30,566	137,885
<b>Other Noncurrent Liabilities</b>	19,421	—	122	146	4	69	886
	<u>1,273,717</u>	<u>83,998</u>	<u>96,779</u>	<u>3,338</u>	<u>75,212</u>	<u>46,824</u>	<u>173,177</u>
<b>Net Assets</b>							
Unrestricted net assets	2,126,929	100,626	78,352	12,998	90,139	83,043	259,549
Temporarily restricted net assets	80,060	1,676	254	106	943	432	4,554
	<u>2,206,989</u>	<u>102,302</u>	<u>78,606</u>	<u>13,104</u>	<u>91,082</u>	<u>83,475</u>	<u>264,103</u>
<b>Commitments and Contingencies</b>							
	<u>\$ 3,480,706</u>	<u>\$ 186,300</u>	<u>\$ 175,385</u>	<u>\$ 16,442</u>	<u>\$ 166,294</u>	<u>\$ 130,299</u>	<u>\$ 437,280</u>

Memorial Hospital - Flagler, Inc	Florida Hospital Waterman, Inc	Florida Hospital Tampa / Pepin Heart Institute	Florida Hospital Carrollwood	Florida Hospital at Connerton Long Term Acute Care	Tarpon Springs Hospital Foundation, Inc	Florida Hospital Wesley Chapel	Elimination Entries	Combined Total
\$ 181 631	\$ 201 722	\$ 114 045	\$ 49 243	\$ 14 804	\$ 7 929	\$ 20 817	\$ -	\$ 2 555 890
-	-	330	-	-	-	-	-	936
10	14	18	7	4	-	19	-	248
3 908	6 375	-	-	5 060	11 045	-	-	75 410
1 601	658	1 172	573	-	235	529	-	23 790
6 704	7 053	39 841	18 039	163	642	14 266	(54 630)	265 508
2 813	3 222	10 087	2 310	385	1 722	1 322	-	102 188
1 499	3 532	3 172	849	131	884	523	-	41 729
198 166	222 576	168 665	71 021	20 547	22 457	37 476	(54 630)	3 065 699
79 644	134 810	372 375	101 179	23 125	19 486	146 019	-	2 990 034
201	278	18 762	139	71	607	366	-	23 838
16 022	20 139	37 670	4 259	2 316	4 187	2 169	-	183 237
\$ 294 033	\$ 377 803	\$ 597 472	\$ 176 598	\$ 46 059	\$ 46 737	\$ 186 030	\$ (54 630)	\$ 6 262 808
\$ 9 573	\$ 13 751	\$ 33 665	\$ 7 855	\$ 3 461	\$ 7 065	\$ 12 073	\$ (30)	\$ 364 541
5 443	4 673	4 586	951	-	1 254	448	-	137 017
1 837	4 307	17 796	953	15 091	7 959	3 675	(54 600)	79 339
2 524	3 491	4 434	1 744	892	-	4 554	-	60 464
1 608	2 520	3 559	1 296	624	136	3 449	-	43 129
20 985	28 742	64 040	12 799	20 068	16 414	24 199	(54 630)	684 490
69 313	96 159	122 434	48 156	24 514	6 209	132 344	-	1 679 653
117	181	14 948	1 380	64	6 319	500	-	44 157
90 415	125 082	201 422	62 335	44 646	28 942	157 043	(54 630)	2 408 300
202 113	236 093	374 576	114 263	1 413	16 398	28 501	-	3 724 993
1 505	16 628	21 474	-	-	1 397	486	-	129 515
203 618	252 721	396 050	114 263	1 413	17 795	28 987	-	3 854 508
\$ 294 033	\$ 377 803	\$ 597 472	\$ 176 598	\$ 46 059	\$ 46 737	\$ 186 030	\$ (54 630)	\$ 6 262 808

# Adventist Health System - Florida Division Hospitals

## Combining Statement of Revenue and Expenses

Year ended December 31, 2013

	Florida Hospital Medical Center	Florida Hospital Zephyrhills, Inc	Florida Hospital Heartland Medical Center	Florida Hospital Wauchula	Southwest Volusia Healthcare Corporation	Memorial Hospital - West Volusia, Inc	Florida Hospital Memorial Medical Center and Florida Hospital - Oceanside
<i>(dollars in thousands)</i>							
<b>Revenue</b>							
Patient service revenue	\$ 2,631,079	\$ 1,233,550	\$ 1,402,210	\$ 197,444	\$ 1,277,110	\$ 1,257,783	\$ 233,668
Provision for bad debts	(99,400)	(7,464)	(10,284)	(2,095)	(9,831)	(11,152)	(14,463)
Net patient service revenue	2,531,679	1,166,086	1,291,926	175,349	1,167,279	1,146,631	219,205
EHR incentive payments	3,152	1,397	1,565	85	1,205	1,318	1,665
Other	18,134	857	830	87	682	938	1,527
Total operating revenue	2,552,965	1,168,340	1,322,321	176,421	1,169,166	1,148,887	222,397
<b>Expenses</b>							
Employee compensation	1,138,764	520,433	641,158	92,099	500,677	502,289	96,233
Supplies	497,911	229,903	260,544	934	21,386	19,301	49,670
Professional fees	225,174	15,209	16,990	5,665	13,110	16,586	21,188
Purchased services	92,153	6,868	6,845	1,082	10,543	7,646	14,795
Other	180,987	6,583	9,971	2,533	6,296	5,873	12,138
Interest	37,048	2,726	2,723	—	2,592	1,380	6,181
Depreciation and amortization	128,538	67,544	60,666	518	6,142	5,780	15,074
Total operating expenses	2,300,575	1,133,086	1,328,007	19,941	1,101,136	1,068,555	215,279
<b>Income (Loss) from Operations</b>	252,390	35,254	(5,686)	(2,520)	68,030	80,332	7,118
<b>Nonoperating Gains (Losses)</b>	17,695	(4,249)	(4,066)	1	(674)	(1,710)	1,703
<b>Excess (Deficiency) of Revenue and Gains over Expenses and Losses</b>	\$ 270,085	\$ 30,005	\$ (10,772)	\$ (2,519)	\$ 67,356	\$ 78,622	\$ 8,821

Memorial Hospital - Flagler, Inc	Florida Hospital Waterman, Inc	Florida Hospital Tampa / Pepin Heart Institute	Florida Hospital Carrollwood	Florida Hospital at Connerton Long Term Acute Care	Tarpon Springs Hospital Foundation, Inc	Florida Hospital Wesley Chapel	Elimination Entries	Combined Total
\$ 126,924 (8,881)	\$ 196,128 (11,778)	\$ 367,023 (25,305)	\$ 121,321 (10,009)	\$ 27,129 (134)	\$ 78,324 (8,490)	\$ 94,779 (9,663)	\$ -	\$ 4,412,772 (228,949)
118,043	184,350	341,718	111,312	26,995	69,834	85,116	-	4,183,823
1,241	1,554	2,159	1,004	-	1,041	-	-	17,386
464	1,950	4,247	495	63	98	543	-	30,915
119,748	187,854	348,124	112,811	27,058	70,973	85,659	-	4,232,124
44,798	80,928	141,722	36,093	13,562	28,513	32,339	-	1,838,718
18,648	37,367	68,284	27,976	2,685	12,845	12,784	-	818,748
10,375	20,135	30,961	9,407	2,730	11,238	6,228	-	404,996
8,436	13,853	33,862	12,482	2,038	9,364	6,877	-	226,844
5,820	8,436	17,288	4,675	1,500	4,954	5,043	-	272,097
3,129	4,307	4,422	2,055	1,106	959	5,382	-	74,010
7,852	13,376	28,482	6,400	680	2,954	8,693	-	237,309
99,058	178,402	325,021	99,088	24,301	70,827	77,346	-	3,872,722
20,690	9,452	23,103	13,723	2,757	146	8,313	-	359,402
3,117	6,697	(6,810)	881	28	(2,929)	(3,555)	-	6,129
\$ 23,807	\$ 16,149	\$ 16,293	\$ 14,604	\$ 2,785	\$ (2,783)	\$ 4,758	\$ -	\$ 365,531

*This page intentionally blank*

# **Report of Independent Certified Public Accountants**

The Board of Directors  
Adventist Health System Sunbelt Healthcare Corporation  
d/b/a Adventist Health System

We have audited the accompanying combined financial statements of Adventist Health System Sunbelt Healthcare Corporation – Florida Division Hospitals (the Division), which comprise the combined balance sheets as of December 31, 2013 and 2012, and the related combined statements of operations and changes in net assets and cash flows for the years then ended, and the related notes to the combined financial statements

## **Management's Responsibility for the Financial Statements**

Management is responsible for the preparation and fair presentation of these financial statements in conformity with U S generally accepted accounting principles, this includes the design, implementation, and maintenance of internal control relevant to the preparation and fair presentation of financial statements that are free of material misstatement, whether due to fraud or error

## **Auditor's Responsibility**

Our responsibility is to express an opinion on these financial statements based on our audits. We conducted our audits in accordance with auditing standards generally accepted in the United States. Those standards require that we plan and perform the audit to obtain reasonable assurance about whether the financial statements are free of material misstatement.

An audit involves performing procedures to obtain audit evidence about the amounts and disclosures in the financial statements. The procedures selected depend on the auditor's judgment, including the assessment of the risks of material misstatement of the financial statements, whether due to fraud or error. In making those risk assessments, the auditor considers internal control relevant to the entity's preparation and fair presentation of the financial statements in order to design audit procedures that are appropriate in the circumstances, but not for the purpose of expressing an opinion on the effectiveness of the entity's internal control. Accordingly, we express no such opinion. An audit also includes evaluating the appropriateness of accounting policies used and the reasonableness of significant accounting estimates made by management, as well as evaluating the overall presentation of the financial statements.

We believe that the audit evidence we have obtained is sufficient and appropriate to provide a basis for our audit opinion.

## **Opinion**

In our opinion, the financial statements referred to above present fairly, in all material respects, the combined financial position of the Division at December 31, 2013 and 2012, and the combined results of its operations and its cash flows for the years then ended in conformity with U S generally accepted accounting principles.

## **Supplementary Information**

Our audit was conducted for the purpose of forming an opinion on the financial statements as a whole. The combining details on pages 26 through 29 are presented for purposes of additional analysis and are not a required part of the financial statements. Such information is the responsibility of management and was derived from and relates directly to the underlying accounting and other records used to prepare the financial statements. The information has been subjected to the auditing procedures applied in the audit of the financial statements and certain additional procedures, including comparing and reconciling such information directly to the underlying accounting and other records used to prepare the financial statements or to the financial statements themselves, and other additional procedures in accordance with auditing standards generally accepted in the United States. In our opinion, the information is fairly stated in all material respects in relation to the financial statements as a whole.

*Ernst & Young LLP*

**Adventist Health  
System – Florida  
Division Hospitals**

Orlando, Florida  
March 21, 2014