



See a Social Security Number? Say Something!
Report Privacy Problems to <https://public.resource.org/privacy>
Or call the IRS Identity Theft Hotline at 1-800-908-4490



Form

990-PF

Department of the Treasury
Internal Revenue Service

Return of Private Foundation

or Section 4947(a)(1) Trust Treated as Private Foundation

Do not enter Social Security numbers on this form as it may be made public. By law, the IRS cannot redact the information on the form.

Information about Form 990-PF and its instructions is at www.irs.gov/form990pf.

OMB No 1545-0052

2013

Open to Public Inspection

For calendar year 2013, or tax year beginning 01-01-2013 , and ending 12-31-2013

Name of foundation JAMES HYDE PORTER TESTAMENTARY TRST		A Employer identification number 58-6034882	
Number and street (or P O box number if mail is not delivered to street address) P O BOX 4248		B Telephone number (see instructions) (478) 741-2265	
City or town, state or province, country, and ZIP or foreign postal code MACON, GA 31208		C If exemption application is pending, check here <input type="checkbox"/>	
G Check all that apply <div><input type="checkbox"/> Initial return <input type="checkbox"/> Final return <input type="checkbox"/> Address change</div> <div><input type="checkbox"/> Initial return of a former public charity <input type="checkbox"/> Amended return <input type="checkbox"/> Name change</div>		D 1. Foreign organizations, check here <input type="checkbox"/> 2. Foreign organizations meeting the 85% test, check here and attach computation <input type="checkbox"/>	
H Check type of organization <input checked="" type="checkbox"/> Section 501(c)(3) exempt private foundation <input type="checkbox"/> Section 4947(a)(1) nonexempt charitable trust <input type="checkbox"/> Other taxable private foundation		E If private foundation status was terminated under section 507(b)(1)(A), check here <input type="checkbox"/>	
I Fair market value of all assets at end of year (from Part II, col. (c), line 16) \$ 10,716,451	J Accounting method <input checked="" type="checkbox"/> Cash <input type="checkbox"/> Accrual <input type="checkbox"/> Other (specify) _____ (Part I, column (d) must be on cash basis.)	F If the foundation is in a 60-month termination under section 507(b)(1)(B), check here <input type="checkbox"/>	

Part I Analysis of Revenue and Expenses (The total of amounts in columns (b), (c), and (d) may not necessarily equal the amounts in column (a) (see instructions))		(a) Revenue and expenses per books	(b) Net investment income	(c) Adjusted net income	(d) Disbursements for charitable purposes (cash basis only)
Revenue	1 Contributions, gifts, grants, etc , received (attach schedule)				
	2 Check <input checked="" type="checkbox"/> if the foundation is not required to attach Sch B				
	3 Interest on savings and temporary cash investments				
	4 Dividends and interest from securities.	199,283	199,283		
	5a Gross rents				
	b Net rental income or (loss) _____				
	6a Net gain or (loss) from sale of assets not on line 10	524,486			
	b Gross sales price for all assets on line 6a 4,143,776				
	7 Capital gain net income (from Part IV, line 2) . . .		524,486		
	8 Net short-term capital gain				
	9 Income modifications				
	10a Gross sales less returns and allowances				
	b Less Cost of goods sold				
	c Gross profit or (loss) (attach schedule)				
	11 Other income (attach schedule)	2,645	2,645		
	12 Total. Add lines 1 through 11	726,414	726,414		
Operating and Administrative Expenses	13 Compensation of officers, directors, trustees, etc	9,906	9,906		
	14 Other employee salaries and wages				
	15 Pension plans, employee benefits				
	16a Legal fees (attach schedule)				
	b Accounting fees (attach schedule)	2,950	2,950		
	c Other professional fees (attach schedule)				
	17 Interest				
	18 Taxes (attach schedule) (see instructions)	17,149	17,149		
	19 Depreciation (attach schedule) and depletion . . .				
	20 Occupancy				
	21 Travel, conferences, and meetings				
	22 Printing and publications				
	23 Other expenses (attach schedule)	2,038	2,038		
	24 Total operating and administrative expenses.				
	Add lines 13 through 23	32,043	32,043		0
	25 Contributions, gifts, grants paid	580,233			580,233
	26 Total expenses and disbursements. Add lines 24 and 25	612,276	32,043		580,233
	27 Subtract line 26 from line 12				
	a Excess of revenue over expenses and disbursements	114,138			
	b Net investment income (if negative, enter -0-)		694,371		
	c Adjusted net income (if negative, enter -0-)				

Part II Balance Sheets		Attached schedules and amounts in the description column should be for end-of-year amounts only (See instructions)	Beginning of year	End of year	
			(a) Book Value	(b) Book Value	(c) Fair Market Value
Assets	1	Cash—non-interest-bearing			
	2	Savings and temporary cash investments	263,247	211,878	211,878
	3	Accounts receivable ▶ _____ Less allowance for doubtful accounts ▶ _____			
	4	Pledges receivable ▶ _____ Less allowance for doubtful accounts ▶ _____			
	5	Grants receivable			
	6	Receivables due from officers, directors, trustees, and other disqualified persons (attach schedule) (see instructions)			
	7	Other notes and loans receivable (attach schedule) ▶ _____ Less allowance for doubtful accounts ▶ _____			
	8	Inventories for sale or use			
	9	Prepaid expenses and deferred charges	1,676		
	10a	Investments—U S and state government obligations (attach schedule)			
	b	Investments—corporate stock (attach schedule)	6,241,499	<input checked="" type="checkbox"/> 6,064,201	7,992,281
	c	Investments—corporate bonds (attach schedule).	2,259,942	<input checked="" type="checkbox"/> 2,610,910	2,512,292
	11	Investments—land, buildings, and equipment basis ▶ _____ Less accumulated depreciation (attach schedule) ▶ _____			
	12	Investments—mortgage loans			
	13	Investments—other (attach schedule)			
	14	Land, buildings, and equipment basis ▶ _____ Less accumulated depreciation (attach schedule) ▶ _____			
15	Other assets (describe ▶ _____)				
16	Total assets (to be completed by all filers—see the instructions Also, see page 1, item I)	8,766,364	8,886,989	10,716,451	
Liabilities	17	Accounts payable and accrued expenses			
	18	Grants payable			
	19	Deferred revenue			
	20	Loans from officers, directors, trustees, and other disqualified persons			
	21	Mortgages and other notes payable (attach schedule)			
	22	Other liabilities (describe ▶ _____)		<input checked="" type="checkbox"/> 6,487	
	23	Total liabilities (add lines 17 through 22)		6,487	
Net Assets or Fund Balances		Foundations that follow SFAS 117, check here ▶ <input checked="" type="checkbox"/> and complete lines 24 through 26 and lines 30 and 31.			
	24	Unrestricted			
	25	Temporarily restricted			
	26	Permanently restricted	8,766,364	8,880,502	
		Foundations that do not follow SFAS 117, check here ▶ <input type="checkbox"/> and complete lines 27 through 31.			
	27	Capital stock, trust principal, or current funds			
	28	Paid-in or capital surplus, or land, bldg , and equipment fund			
	29	Retained earnings, accumulated income, endowment, or other funds			
	30	Total net assets or fund balances (see page 17 of the instructions)	8,766,364	8,880,502	
	31	Total liabilities and net assets/fund balances (see page 17 of the instructions)	8,766,364	8,886,989	

Part III Analysis of Changes in Net Assets or Fund Balances

1	Total net assets or fund balances at beginning of year—Part II, column (a), line 30 (must agree with end-of-year figure reported on prior year’s return)	1	8,766,364
2	Enter amount from Part I, line 27a	2	114,138
3	Other increases not included in line 2 (itemize) ▶ _____	3	
4	Add lines 1, 2, and 3	4	8,880,502
5	Decreases not included in line 2 (itemize) ▶ _____	5	
6	Total net assets or fund balances at end of year (line 4 minus line 5)—Part II, column (b), line 30	6	8,880,502

Part IV

Capital Gains and Losses for Tax on Investment Income

(a) List and describe the kind(s) of property sold (e g , real estate, 2-story brick warehouse, or common stock, 200 shs MLC Co)		(b) How acquired P—Purchase D—Donation	(c) Date acquired (mo , day, yr)	(d) Date sold (mo , day, yr)
1 a	SUNTRUST SCHEDULE ATTACHED	P	2013-01-01	2013-12-31
b	SUNTRUST SCHEDULE ATTACHED	P	2010-01-01	2013-12-31
c	CAPITAL GAIN DISTRIBUTION	P	2010-01-01	2013-12-31
d				
e				

(e) Gross sales price	(f) Depreciation allowed (or allowable)	(g) Cost or other basis plus expense of sale	(h) Gain or (loss) (e) plus (f) minus (g)
a 1,136,410		1,076,183	60,227
b 2,968,872		2,543,107	425,765
c 38,494			38,494
d			
e			

Complete only for assets showing gain in column (h) and owned by the foundation on 12/31/69

(i) F M V as of 12/31/69	(j) Adjusted basis as of 12/31/69	(k) Excess of col (i) over col (j), if any	(l) Gains (Col (h) gain minus col (k), but not less than -0-) or Losses (from col (h))
a			60,227
b			425,765
c			38,494
d			
e			

2 Capital gain net income or (net capital loss)	{ If gain, also enter in Part I, line 7 If (loss), enter -0- in Part I, line 7 }	2	524,486
3 Net short-term capital gain or (loss) as defined in sections 1222(5) and (6) If gain, also enter in Part I, line 8, column (c) (see instructions) If (loss), enter -0- in Part I, line 8		3	60,227

Part V

Qualification Under Section 4940(e) for Reduced Tax on Net Investment Income

(For optional use by domestic private foundations subject to the section 4940(a) tax on net investment income)

If section 4940(d)(2) applies, leave this part blank

Was the foundation liable for the section 4942 tax on the distributable amount of any year in the base period? ☐ Yes ☒ No

If "Yes," the foundation does not qualify under section 4940(e) Do not complete this part

1 Enter the appropriate amount in each column for each year, see page 18 of the instructions before making any entries

(a) Base period years Calendar year (or tax year beginning in)	(b) Adjusted qualifying distributions	(c) Net value of noncharitable-use assets	(d) Distribution ratio (col (b) divided by col (c))
2012	516,900	9,600,816	0 053839
2011	611,954	9,126,041	0 067056
2010	567,688	9,605,097	0 059103
2009	444,350	8,906,577	0 049890
2008	690,164	10,153,281	0 067974

2 Total of line 1, column (d).	2	0 297862
3 Average distribution ratio for the 5-year base period—divide the total on line 2 by 5, or by the number of years the foundation has been in existence if less than 5 years	3	0 059572
4 Enter the net value of noncharitable-use assets for 2013 from Part X, line 5.	4	10,063,677
5 Multiply line 4 by line 3.	5	599,513
6 Enter 1% of net investment income (1% of Part I, line 27b).	6	6,944
7 Add lines 5 and 6.	7	606,457
8 Enter qualifying distributions from Part XII, line 4.	8	580,233

If line 8 is equal to or greater than line 7, check the box in Part VI, line 1b, and complete that part using a 1% tax rate See
the Part VI instructions

Part VI Excise Tax Based on Investment Income (Section 4940(a), 4940(b), 4940(e), or 4948—see page 18 of the instructions)

1a	Exempt operating foundations described in section 4940(d)(2), check here <input type="checkbox"/> and enter "N/A" on line 1		
	Date of ruling or determination letter _____ (attach copy of letter if necessary—see instructions)		
b	Domestic foundations that meet the section 4940(e) requirements in Part V, check here <input type="checkbox"/> and enter 1% of Part I, line 27b	1	13,887
c	All other domestic foundations enter 2% of line 27b. Exempt foreign organizations enter 4% of Part I, line 12, col (b)		
2	Tax under section 511 (domestic section 4947(a)(1) trusts and taxable foundations only. Others enter -0-)	2	
3	Add lines 1 and 2.	3	13,887
4	Subtitle A (income) tax (domestic section 4947(a)(1) trusts and taxable foundations only. Others enter -0-)	4	
5	Tax based on investment income. Subtract line 4 from line 3. If zero or less, enter -0-	5	13,887
6	Credits/Payments		
a	2013 estimated tax payments and 2012 overpayment credited to 2013	6a	7,400
b	Exempt foreign organizations—tax withheld at source	6b	
c	Tax paid with application for extension of time to file (Form 8868)	6c	
d	Backup withholding erroneously withheld	6d	
7	Total credits and payments. Add lines 6a through 6d.	7	7,400
8	Enter any penalty for underpayment of estimated tax. Check here <input type="checkbox"/> if Form 2220 is attached.	8	
9	Tax due. If the total of lines 5 and 8 is more than line 7, enter amount owed	9	6,487
10	Overpayment. If line 7 is more than the total of lines 5 and 8, enter the amount overpaid.	10	
11	Enter the amount of line 10 to be Credited to 2014 estimated tax Refunded	11	

Part VII-A Statements Regarding Activities

1a	During the tax year, did the foundation attempt to influence any national, state, or local legislation or did it participate or intervene in any political campaign?	1a	Yes	No
b	Did it spend more than \$100 during the year (either directly or indirectly) for political purposes (see page 19 of the instructions for definition)? If the answer is "Yes" to 1a or 1b, attach a detailed description of the activities and copies of any materials published or distributed by the foundation in connection with the activities.	1b		No
c	Did the foundation file Form 1120-POL for this year?	1c		No
d	Enter the amount (if any) of tax on political expenditures (section 4955) imposed during the year: (1) On the foundation \$ (2) On foundation managers \$			
e	Enter the reimbursement (if any) paid by the foundation during the year for political expenditure tax imposed on foundation managers \$			
2	Has the foundation engaged in any activities that have not previously been reported to the IRS? If "Yes," attach a detailed description of the activities.	2		No
3	Has the foundation made any changes, not previously reported to the IRS, in its governing instrument, articles of incorporation, or bylaws, or other similar instruments? If "Yes," attach a conformed copy of the changes	3		No
4a	Did the foundation have unrelated business gross income of \$1,000 or more during the year?	4a		No
b	If "Yes," has it filed a tax return on Form 990-T for this year?	4b		
5	Was there a liquidation, termination, dissolution, or substantial contraction during the year? If "Yes," attach the statement required by General Instruction T.	5		No
6	Are the requirements of section 508(e) (relating to sections 4941 through 4945) satisfied either: • By language in the governing instrument, or • By state legislation that effectively amends the governing instrument so that no mandatory directions that conflict with the state law remain in the governing instrument?	6	Yes	
7	Did the foundation have at least \$5,000 in assets at any time during the year? If "Yes," complete Part II, col. (c), and Part XV.	7	Yes	
8a	Enter the states to which the foundation reports or with which it is registered (see instructions): GA			
b	If the answer is "Yes" to line 7, has the foundation furnished a copy of Form 990-PF to the Attorney General (or designate) of each state as required by General Instruction G? If "No," attach explanation .	8b	Yes	
9	Is the foundation claiming status as a private operating foundation within the meaning of section 4942(j)(3) or 4942(j)(5) for calendar year 2013 or the taxable year beginning in 2013 (see instructions for Part XIV)? If "Yes," complete Part XIV	9		No
10	Did any persons become substantial contributors during the tax year? If "Yes," attach a schedule listing their names and addresses.	10		No

Part VII-A

Statements Regarding Activities *(continued)*

11	At any time during the year, did the foundation, directly or indirectly, own a controlled entity within the meaning of section 512(b)(13)? If "Yes," attach schedule (see instructions).	11		No
12	Did the foundation make a distribution to a donor advised fund over which the foundation or a disqualified person had advisory privileges? If "Yes," attach statement (see instructions)	12		No
13	Did the foundation comply with the public inspection requirements for its annual returns and exemption application?	13	Yes	
Website address N/A				
14	The books are in care of SUNTRUST BANK MIDDLE GA N A Telephone no (478) 741-2265 Located at PO BOX 4248 MACON GA ZIP +4 31208			
15	Section 4947(a)(1) nonexempt charitable trusts filing Form 990-PF in lieu of Form 1041 —Check here and enter the amount of tax-exempt interest received or accrued during the year.	15		
16	At any time during calendar year 2013, did the foundation have an interest in or a signature or other authority over a bank, securities, or other financial account in a foreign country?	16	Yes	No
See instructions for exceptions and filing requirements for Form TD F 90-22.1 If "Yes", enter the name of the foreign country				

Part VII-B

Statements Regarding Activities for Which Form 4720 May Be Required

File Form 4720 if any item is checked in the "Yes" column, unless an exception applies.			Yes	No
1a	During the year did the foundation (either directly or indirectly) (1) Engage in the sale or exchange, or leasing of property with a disqualified person? <input type="checkbox"/> Yes <input checked="" type="checkbox"/> No (2) Borrow money from, lend money to, or otherwise extend credit to (or accept it from) a disqualified person?. <input type="checkbox"/> Yes <input checked="" type="checkbox"/> No (3) Furnish goods, services, or facilities to (or accept them from) a disqualified person? <input type="checkbox"/> Yes <input checked="" type="checkbox"/> No (4) Pay compensation to, or pay or reimburse the expenses of, a disqualified person? <input type="checkbox"/> Yes <input checked="" type="checkbox"/> No (5) Transfer any income or assets to a disqualified person (or make any of either available for the benefit or use of a disqualified person)?. <input type="checkbox"/> Yes <input checked="" type="checkbox"/> No (6) Agree to pay money or property to a government official? (Exception. Check "No" if the foundation agreed to make a grant to or to employ the official for a period after termination of government service, if terminating within 90 days). <input type="checkbox"/> Yes <input checked="" type="checkbox"/> No			
b	If any answer is "Yes" to 1a(1)–(6), did any of the acts fail to qualify under the exceptions described in Regulations section 53.4941(d)-3 or in a current notice regarding disaster assistance (see page 20 of the instructions)?. Organizations relying on a current notice regarding disaster assistance check here.	1b		
c	Did the foundation engage in a prior year in any of the acts described in 1a, other than excepted acts, that were not corrected before the first day of the tax year beginning in 2013?.	1c		No
2	Taxes on failure to distribute income (section 4942) (does not apply for years the foundation was a private operating foundation defined in section 4942(j)(3) or 4942(j)(5))			
a	At the end of tax year 2013, did the foundation have any undistributed income (lines 6d and 6e, Part XIII) for tax year(s) beginning before 2013?. If "Yes," list the years 20____, 20____, 20____, 20____			
b	Are there any years listed in 2a for which the foundation is not applying the provisions of section 4942(a)(2) (relating to incorrect valuation of assets) to the year's undistributed income? (If applying section 4942(a)(2) to all years listed, answer "No" and attach statement—see instructions).	2b		
c	If the provisions of section 4942(a)(2) are being applied to any of the years listed in 2a, list the years here 20____, 20____, 20____, 20____			
3a	Did the foundation hold more than a 2% direct or indirect interest in any business enterprise at any time during the year?. <input type="checkbox"/> Yes <input checked="" type="checkbox"/> No			
b	If "Yes," did it have excess business holdings in 2013 as a result of (1) any purchase by the foundation or disqualified persons after May 26, 1969, (2) the lapse of the 5-year period (or longer period approved by the Commissioner under section 4943(c)(7)) to dispose of holdings acquired by gift or bequest, or (3) the lapse of the 10-, 15-, or 20-year first phase holding period? (Use Schedule C, Form 4720, to determine if the foundation had excess business holdings in 2013.).	3b		
4a	Did the foundation invest during the year any amount in a manner that would jeopardize its charitable purposes?	4a		No
b	Did the foundation make any investment in a prior year (but after December 31, 1969) that could jeopardize its charitable purpose that had not been removed from jeopardy before the first day of the tax year beginning in 2013?	4b		No

Part VII-B

Statements Regarding Activities for Which Form 4720 May Be Required (continued)

5a

During the year did the foundation pay or incur any amount to

(1)

Carry on propaganda, or otherwise attempt to influence legislation (section 4945(e))?

☐ Yes

☒ No

(2)

Influence the outcome of any specific public election (see section 4955), or to carry on, directly or indirectly, any voter registration drive?

☐ Yes

☒ No

(3)

Provide a grant to an individual for travel, study, or other similar purposes?

☐ Yes

☒ No

(4)

Provide a grant to an organization other than a charitable, etc , organization described in section 509(a)(1), (2), or (3), or section 4940(d)(2)? (see instructions).

☐ Yes

☒ No

(5)

Provide for any purpose other than religious, charitable, scientific, literary, or educational purposes, or for the prevention of cruelty to children or animals?

☐ Yes

☒ No

b

If any answer is "Yes" to 5a(1)–(5), did **any** of the transactions fail to qualify under the exceptions described in Regulations section 53.4945 or in a current notice regarding disaster assistance (see instructions)?

5b

Organizations relying on a current notice regarding disaster assistance check here.

☒

c

If the answer is "Yes" to question 5a(4), does the foundation claim exemption from the tax because it maintained expenditure responsibility for the grant?

☐ Yes

☐ No

If "Yes," attach the statement required by Regulations section 53.4945–5(d).

6a

Did the foundation, during the year, receive any funds, directly or indirectly, to pay premiums on a personal benefit contract?

☐ Yes

☒ No

b

Did the foundation, during the year, pay premiums, directly or indirectly, on a personal benefit contract?

6b

No

If "Yes" to 6b, file Form 8870.

7a

At any time during the tax year, was the foundation a party to a prohibited tax shelter transaction?

☐ Yes

☒ No

b

If yes, did the foundation receive any proceeds or have any net income attributable to the transaction?

7b

Part VIII

Information About Officers, Directors, Trustees, Foundation Managers, Highly Paid Employees, and Contractors

1

List all officers, directors, trustees, foundation managers and their compensation (see instructions).

(a) Name and address	(b) Title, and average hours per week devoted to position	(c) Compensation (If not paid, enter -0-)	(d) Contributions to employee benefit plans and deferred compensation	(e) Expense account, other allowances
See Additional Data Table				

2

Compensation of five highest-paid employees (other than those included on line 1—see instructions). If none, enter "NONE."

(a) Name and address of each employee paid more than \$50,000	(b) Title, and average hours per week devoted to position	(c) Compensation	(d) Contributions to employee benefit plans and deferred compensation	(e) Expense account, other allowances
NONE				

Total number of other employees paid over \$50,000.

Part VIII

Information About Officers, Directors, Trustees, Foundation Managers, Highly Paid Employees, and Contractors (continued)

3 Five highest-paid independent contractors for professional services (see instructions). If none, enter "NONE".		
(a) Name and address of each person paid more than \$50,000	(b) Type of service	(c) Compensation
NONE		
Total number of others receiving over \$50,000 for professional services.		

Part IX-A

Summary of Direct Charitable Activities

List the foundation's four largest direct charitable activities during the tax year. Include relevant statistical information such as the number of organizations and other beneficiaries served, conferences convened, research papers produced, etc.	Expenses
1	
2	
3	
4	

Part IX-B

Summary of Program-Related Investments (see instructions)

Describe the two largest program-related investments made by the foundation during the tax year on lines 1 and 2	Amount
1 N/A	
2	
All other program-related investments. See page 24 of the instructions.	
3	
Total. Add lines 1 through 3.	

Part X

Minimum Investment Return (All domestic foundations must complete this part. Foreign foundations, see instructions.)

1	Fair market value of assets not used (or held for use) directly in carrying out charitable, etc , purposes		
a	Average monthly fair market value of securities.	1a	9,979,368
b	Average of monthly cash balances.	1b	237,563
c	Fair market value of all other assets (see instructions).	1c	0
d	Total (add lines 1a, b, and c).	1d	10,216,931
e	Reduction claimed for blockage or other factors reported on lines 1a and 1c (attach detailed explanation).	1e	
2	Acquisition indebtedness applicable to line 1 assets.	2	
3	Subtract line 2 from line 1d.	3	10,216,931
4	Cash deemed held for charitable activities Enter 1 1/2% of line 3 (for greater amount, see instructions).	4	153,254
5	Net value of noncharitable-use assets. Subtract line 4 from line 3 Enter here and on Part V, line 4	5	10,063,677
6	Minimum investment return. Enter 5% of line 5.	6	503,184

Part XI

Distributable Amount (see instructions) (Section 4942(j)(3) and (j)(5) private operating foundations and certain foreign organizations check here ☐ and do not complete this part.)

1	Minimum investment return from Part X, line 6.	1	503,184
2a	Tax on investment income for 2013 from Part VI, line 5.	2a	13,887
b	Income tax for 2013 (This does not include the tax from Part VI).	2b	
c	Add lines 2a and 2b.	2c	13,887
3	Distributable amount before adjustments Subtract line 2c from line 1.	3	489,297
4	Recoveries of amounts treated as qualifying distributions.	4	
5	Add lines 3 and 4.	5	489,297
6	Deduction from distributable amount (see instructions).	6	
7	Distributable amount as adjusted Subtract line 6 from line 5 Enter here and on Part XIII, line 1.	7	489,297

Part XII

Qualifying Distributions (see instructions)

1	Amounts paid (including administrative expenses) to accomplish charitable, etc , purposes		
a	Expenses, contributions, gifts, etc —total from Part I, column (d), line 26.	1a	580,233
b	Program-related investments—total from Part IX-B.	1b	
2	Amounts paid to acquire assets used (or held for use) directly in carrying out charitable, etc , purposes.	2	
3	Amounts set aside for specific charitable projects that satisfy the		
a	Suitability test (prior IRS approval required).	3a	
b	Cash distribution test (attach the required schedule).	3b	
4	Qualifying distributions. Add lines 1a through 3b Enter here and on Part V, line 8, and Part XIII, line 4	4	580,233
5	Foundations that qualify under section 4940(e) for the reduced rate of tax on net investment income Enter 1% of Part I, line 27b (see instructions).	5	
6	Adjusted qualifying distributions. Subtract line 5 from line 4.	6	580,233
Note: The amount on line 6 will be used in Part V, column (b), in subsequent years when calculating whether the foundation qualifies for the section 4940(e) reduction of tax in those years			

Part XIII

Undistributed Income (see instructions)

	(a) Corpus	(b) Years prior to 2012	(c) 2012	(d) 2013
1 Distributable amount for 2013 from Part XI, line 7				489,297
2 Undistributed income, if any, as of the end of 2013				
a Enter amount for 2012 only.				
b Total for prior years 20____, 20____, 20____				
3 Excess distributions carryover, if any, to 2013				
a From 2008.				
b From 2009.				
c From 2010.				39,099
d From 2011.				142,030
e From 2012.				44,223
f Total of lines 3a through e.	225,352			
4 Qualifying distributions for 2013 from Part XII, line 4 ▶ \$ 580,233				
a Applied to 2012, but not more than line 2a				
b Applied to undistributed income of prior years (Election required—see instructions).				
c Treated as distributions out of corpus (Election required—see instructions).				
d Applied to 2013 distributable amount.				489,297
e Remaining amount distributed out of corpus	90,936			
5 Excess distributions carryover applied to 2013 (If an amount appears in column (d), the same amount must be shown in column (a).)				
6 Enter the net total of each column as indicated below:				
a Corpus Add lines 3f, 4c, and 4e Subtract line 5	316,288			
b Prior years' undistributed income Subtract line 4b from line 2b.				
c Enter the amount of prior years' undistributed income for which a notice of deficiency has been issued, or on which the section 4942(a) tax has been previously assessed.				
d Subtract line 6c from line 6b Taxable amount—see instructions				
e Undistributed income for 2012 Subtract line 4a from line 2a Taxable amount—see instructions				
f Undistributed income for 2013 Subtract lines 4d and 5 from line 1 This amount must be distributed in 2014				0
7 Amounts treated as distributions out of corpus to satisfy requirements imposed by section 170(b)(1)(F) or 4942(g)(3) (see instructions).				
8 Excess distributions carryover from 2008 not applied on line 5 or line 7 (see instructions). . . .				
9 Excess distributions carryover to 2014. Subtract lines 7 and 8 from line 6a	316,288			
10 Analysis of line 9				
a Excess from 2009. . . .				
b Excess from 2010. . . .				39,099
c Excess from 2011. . . .				142,030
d Excess from 2012. . . .				44,223
e Excess from 2013. . . .				90,936

Part XIVPrivate Operating Foundations (see instructions and Part VII-A, question 9)

1a

If the foundation has received a ruling or determination letter that it is a private operating foundation, and the ruling is effective for 2013, enter the date of the ruling.

b

Check box to indicate whether the organization is a private operating foundation described in section 4942(j)(3) or 4942(j)(5)

☐ 4942(j)(3) or ☐ 4942(j)(5)

	Tax year	Prior 3 years			(e) Total
	(a) 2013	(b) 2012	(c) 2011	(d) 2010	
2a	Enter the lesser of the adjusted net income from Part I or the minimum investment return from Part X for each year listed				
b	85% of line 2a				
c	Qualifying distributions from Part XII, line 4 for each year listed				
d	Amounts included in line 2c not used directly for active conduct of exempt activities				
e	Qualifying distributions made directly for active conduct of exempt activities. Subtract line 2d from line 2c				
3	Complete 3a, b, or c for the alternative test relied upon				
a	"Assets" alternative test—enter				
	(1) Value of all assets				
	(2) Value of assets qualifying under section 4942(j)(3)(B)(i)				
b	"Endowment" alternative test— enter 2/3 of minimum investment return shown in Part X, line 6 for each year listed.				
c	"Support" alternative test—enter				
	(1) Total support other than gross investment income (interest, dividends, rents, payments on securities loans (section 512(a)(5)), or royalties).				
	(2) Support from general public and 5 or more exempt organizations as provided in section 4942(j)(3)(B)(iii).				
	(3) Largest amount of support from an exempt organization				
	(4) Gross investment income				

Part XVSupplementary Information (Complete this part only if the organization had \$5,000 or more in assets at any time during the year—see instructions.)

1

Information Regarding Foundation Managers:

a

List any managers of the foundation who have contributed more than 2% of the total contributions received by the foundation before the close of any tax year (but only if they have contributed more than \$5,000) (See section 507(d)(2))

NONE

b

List any managers of the foundation who own 10% or more of the stock of a corporation (or an equally large portion of the ownership of a partnership or other entity) of which the foundation has a 10% or greater interest

NONE

2

Information Regarding Contribution, Grant, Gift, Loan, Scholarship, etc., Programs:

Check here ☐ if the foundation only makes contributions to preselected charitable organizations and does not accept unsolicited requests for funds. If the foundation makes gifts, grants, etc. (see instructions) to individuals or organizations under other conditions, complete items 2a, b, c, and d

a

The name, address, and telephone number or e-mail address of the person to whom applications should be addressed

SUNTRUST BANK MIDDLE GEORGIA
606 CHERRY STREET
MACON, GA 31201
(478) 755-5133

b

The form in which applications should be submitted and information and materials they should include

SEE GRANT APPLICATION ATTACHED

c

Any submission deadlines

APRIL 20

d

Any restrictions or limitations on awards, such as by geographical areas, charitable fields, kinds of institutions, or other factors

SEE ATTACHED

Form 990-PF (2013)

Part XV

Supplementary Information (continued)

3 Grants and Contributions Paid During the Year or Approved for Future Payment

Recipient	If recipient is an individual, show any relationship to any foundation manager or substantial contributor	Foundation status of recipient	Purpose of grant or contribution	Amount
Name and address (home or business)				
a Paid during the year See Additional Data Table				
Total			3a	580,233
b Approved for future payment				
Total			3b	

Enter gross amounts unless otherwise indicated

Part XVI-B Relationship of Activities to the Accomplishment of Exempt Purposes

Line No. ▼	Explain below how each activity for which income is reported in column (e) of Part XVI-A contributed importantly to the accomplishment of the foundation's exempt purposes (other than by providing funds for such purposes) (See instructions)
---------------	--

Form **990-PF** (2013)

Part XVII

Information Regarding Transfers To and Transactions and Relationships With Noncharitable Exempt Organizations

1

Did the organization directly or indirectly engage in any of the following with any other organization described in section 501(c) of the Code (other than section 501(c)(3) organizations) or in section 527, relating to political organizations?

Yes

No

a

Transfers from the reporting foundation to a noncharitable exempt organization of

(1)

Cash.

1a(1)

No

(2)

Other assets.

1a(2)

No

b

Other transactions

(1)

Sales of assets to a noncharitable exempt organization.

1b(1)

No

(2)

Purchases of assets from a noncharitable exempt organization.

1b(2)

No

(3)

Rental of facilities, equipment, or other assets.

1b(3)

No

(4)

Reimbursement arrangements.

1b(4)

No

(5)

Loans or loan guarantees.

1b(5)

No

(6)

Performance of services or membership or fundraising solicitations.

1b(6)

No

c

Sharing of facilities, equipment, mailing lists, other assets, or paid employees.

1c

No

d

If the answer to any of the above is "Yes," complete the following schedule. Column (b) should always show the fair market value of the goods, other assets, or services given by the reporting foundation. If the foundation received less than fair market value in any transaction or sharing arrangement, show in column (d) the value of the goods, other assets, or services received.

(a) Line No	(b) Amount involved	(c) Name of noncharitable exempt organization	(d) Description of transfers, transactions, and sharing arrangements

2a

Is the foundation directly or indirectly affiliated with, or related to, one or more tax-exempt organizations described in section 501(c) of the Code (other than section 501(c)(3)) or in section 527?

Yes

No

b

If "Yes," complete the following schedule

(a) Name of organization	(b) Type of organization	(c) Description of relationship

Sign Here

Under penalties of perjury, I declare that I have examined this return, including accompanying schedules and statements, and to the best of my knowledge and belief, it is true, correct, and complete. Declaration of preparer (other than taxpayer or fiduciary) is based on all information of which preparer has any knowledge.

Signature of officer or trustee

2014-05-13

Date

Title

May the IRS discuss this return with the preparer shown below (see instr.)?

Yes













No

Paid Preparer Use Only


Print/Type preparer's name HOWARD S HOLLEMAN	Preparer's Signature	Date 2014-05-13	Check if self-employed <input type="checkbox"/>	PTIN P00279414
Firm's name <input type="checkbox"/>	MCNAIR MCLEMORE MIDDLEBROOKS & CO LLC		Firm's EIN <input type="checkbox"/>	
Firm's address <input type="checkbox"/>	POST OFFICE BOX ONE MACON, GA 312020001		Phone no (478) 746-6277	

Form 990-PF (2013)


Form 990PF Part VIII Line 1 - List all officers, directors, trustees, foundation managers and their compensation

(a) Name and address	(b) Title, and average hours per week devoted to position	(c) Compensation (If not paid, enter -0-)	(d) Contributions to employee benefit plans and deferred compensation	(e) Expense account, other allowances
SUNTRUST BANK MIDDLE GA NA 	TRUSTEE 5 00	9,906	0	0
P O BOX 4248 MACON,GA 31208				
MAYOR ROBERT REICHERT 	MANAGER 1 00	0	0	0
PO BOX 4248 MACON,GA 31208				
DR FLEETWOOD MADDOX 	MANAGER 1 00	0	0	0
PO BOX 4248 MACON,GA 31208				
MS ELIZABETH J POPE 	MANAGER 1 00	0	0	0
PO BOX 4248 MACON,GA 31208				
MR KEITH ELLIS 	MANAGER 1 00	0	0	0
PO BOX 4248 MACON,GA 31208				
REV DOUG GILBREATH 	MANAGER 1 00	0	0	0
PO BOX 4248 MACON,GA 31208				
MAYOR RONNIE JOHNSTON 	MANAGER 1 00	0	0	0
PO BOX 4248 MACON,GA 31208				
MR SAMUAL HART SR 	MANAGER 1 00	0	0	0
PO BOX 4248 MACON,GA 31208				
MS SANDY MATSON 	MANAGER 1 00	0	0	0
PO BOX 4248 MACON,GA 31208				
MS STARR PURDUE 	MANAGER 1 00	0	0	0
PO BOX 4248 MACON,GA 31208				
MS JANE MILLER 	MANAGER 1 00	0	0	0
PO BOX 4248 MACON,GA 31208				
DR HENRY PATTON 	MANAGER 1 00	0	0	0
PO BOX 4248 MACON,GA 31208				


Form 990PF Part XV Line 3 - Grants and Contributions Paid During the Year or Approved for Future Payment

Recipient	If recipient is an individual, show any relationship to any foundation manager or substantial contributor	Foundation status of recipient	Purpose of grant or contribution	Amount
Name and address (home or business)				
a Paid during the year				
WESLEYAN COLLEGE 4760 FORSYTH ROAD MACON,GA 31210			OPERATION GRANT	151,800
JH PORTER LIBRARY FUND 8134 GEIGER STREET COVINGTON,GA 30014			OPERATION GRANT	500
NEWTON COUNTY HIGH SCHOLARSHIP 140 RAM DRIVE COVINGTON,GA 30014			OPERATION GRANT	1,000
PORTER MEMORIAL BAPTIST CHURCH 90-40TH STREET COLUMBUS,GA 31904			OPERATION GRANT	1,800
RONALD MCDONALD HOUSE 1160 FORSTH ROAD MACON,GA 31201			OPERATION GRANT	5,000
WESLEY GLEN MINISTRIES MUMPHORD ROAD MACON,GA 31210			OPERATION GRANT	10,000
BOY SCOUTS OF AMERICA 4335 CONFEDERATE WAY MACON,GA 31210			OPERATION GRANT	5,000
BROTHERS KEEPER INC 11677 BROWN RIDGE DRIVE COVINGTON,GA 30016			OPERATION GRANT	10,000
CAMPUS CLUBS 3001 MERCER UNIVERSITY DR MACON,GA 31207			OPERATION GRANT	20,000
DEPAUL USA 174 WALNUT STREET MACON,GA 31210			OPERATION GRANT	7,500
FRIENDS OF THE DOUGLAS THEATER 355 MARTIN LUTHER KING MACON,GA 31201			OPERATION GRANT	7,500
GIRL SCOUTS OF HISTORIC GA 6869 COLUMBUS ROAD LIZELLA,GA 31052			OPERATION GRANT	5,000
HEPHZIBAH MINISTRIES 6601 ZEBULON ROAD MACON,GA 31210			OPERATION GRANT	15,000
MACON OUTREACH AT MULBERRY MULBERRY STREET MACON,GA 31201			OPERATION GRANT	20,000
MACON SOCCER CLUB 4510 RALEY ROAD MACON,GA 31206			OPERATION GRANT	10,000
Total  3a				580,233

Form 990PF Part XV Line 3 - Grants and Contributions Paid During the Year or Approved for Future Payment

Recipient	If recipient is an individual, show any relationship to any foundation manager or substantial contributor	Foundation status of recipient	Purpose of grant or contribution	Amount
Name and address (home or business)				
a Paid during the year				
MACON SYMPHONY ORCHESTRA 400 POPLAR STREET MACON,GA 31201			OPERATION GRANT	10,000
MACON VOLUNTEER CLINIC 376 ROGERS AVENUE MACON,GA 31204			OPERATION GRANT	25,000
MENTORS PROJECT OF BIBB CO PO BOX 13750 MACON,GA 31208			OPERATION GRANT	15,000
MERCER UNIVERSITY 1400 COLEMAN AVE MACON,GA 31201			OPERATION GRANT	25,000
METHODIST HOME FOR CHILDREN 304 PIERCE AVENUE MACON,GA 31204			OPERATION GRANT	25,000
MUSEUM OF ARTS AND SCIENCES 4182 FORSYTH ROAD MACON,GA 31210			OPERATION GRANT	50,000
PREVENT BLINDNESS GEORGIA 739 WEST PEACHTREE NW ATLANTA,GA 30308			OPERATION GRANT	5,000
REBUILDING MACON INC 3864 LAKE STREET MACON,GA 31204			OPERATION GRANT	10,000
A CHILDS VOICE ADVOCACY CENTER 1132 USHER STREET COVINGTON,GA 30014			OPERATION GRANT	11,625
COVINGTON-CONYERS CHORAL GUILD INC 903 MAIN STREET COVINGTON,GA 30013			OPERATION GRANT	2,500
COMMUNITY RESOURCE CENTER 4118 HERRING STREET COVINGTON,GA 30014			OPERATION GRANT	8,125
WILLING HELPERS MEDICAL CLINIC INC 8111 BROWN RIDGE ROAD COVINGTON,GA 30014			OPERATION GRANT	10,000
PETRA FOUNDATION INC 8111 BROWN RIDGE ROAD COVINGTON,GA 30014			OPERATION GRANT	5,000
COMMUNITY ARTS ASSOCIATION 7116 FLOYD STREET COVINGTON,GA 30014			OPERATION GRANT	30,000
NEWTON COUNTY MIRACLE 8134 GEIGER STREET COVINGTON,GA 30014			OPERATION GRANT	5,000
Total  3a				580,233

Form 990PF Part XV Line 3 - Grants and Contributions Paid During the Year or Approved for Future Payment

Recipient	If recipient is an individual, show any relationship to any foundation manager or substantial contributor	Foundation status of recipient	Purpose of grant or contribution	Amount
Name and address (home or business)				
a <i>Paid during the year</i>				
NEWTON MENTORING INC 2101 CLARK STREET COVINGTON,GA 30014			OPERATION GRANT	2,500
WILLING HELPERS INC 8111 BROWN RIDGE ROAD COVINGTON,GA 30014			OPERATION GRANT	20,000
DAMASCUS ROAD RECOVERY INC PO BOX 1555 COVINGTON,GA 30015			OPERATION GRANT	5,000
NEWTON COUNTY COMMUNITY PARTNERSHIP PO BOX 445 COVINGTON,GA 30015			OPERATION GRANT	5,000
NEWTON COUNTY LIBRARY SYSTEM 7116 FLOYD STREET NE COVINGTON,GA 30014			OPERATION GRANT	38,583
PORTER UNITED METHODIST CHURCH 3 COTTON AVENUE PORTERDALE,GA 30070			OPERATION GRANT	1,800
Total  3a				580,233

TY 2013 Accounting Fees Schedule

Name: JAMES HYDE PORTER TESTAMENTARY TRST

EIN: 58-6034882

Category	Amount	Net Investment Income	Adjusted Net Income	Disbursements for Charitable Purposes
	2,950	2,950		

TY 2013 Compensation Explanation**Name:** JAMES HYDE PORTER TESTAMENTARY TRST **EIN:** 58-6034882

Person Name	Explanation
SUNTRUST BANK MIDDLE GA NA	
MAYOR ROBERT REICHERT	
DR FLEETWOOD MADDOX	
MS ELIZABETH J POPE	
MR KEITH ELLIS	
REV DOUG GILBREATH	
MAYOR RONNIE JOHNSTON	
MR SAMUAL HART SR	
MS SANDY MATSON	
MS STARR PURDUE	
MS JANE MILLER	
DR HENRY PATTON	

**TY 2013 Investments Corporate
Bonds Schedule**

Name: JAMES HYDE PORTER TESTAMENTARY TRST
EIN: 58-6034882

Name of Bond	End of Year Book Value	End of Year Fair Market Value
BONDS	2,610,910	2,512,292

TY 2013 Investments Corporate Stock Schedule

Name: JAMES HYDE PORTER TESTAMENTARY TRST

EIN: 58-6034882

Name of Stock	End of Year Book Value	End of Year Fair Market Value
SECURITIES	6,064,201	7,992,281

TY 2013 Other Expenses Schedule

Name: JAMES HYDE PORTER TESTAMENTARY TRST

EIN: 58-6034882

Description	Revenue and Expenses per Books	Net Investment Income	Adjusted Net Income	Disbursements for Charitable Purposes
EXPENSES				
ADMINISTRATIVE EXPENSES	2,038	2,038		

TY 2013 Other Income Schedule

Name: JAMES HYDE PORTER TESTAMENTARY TRST

EIN: 58-6034882

Description	Revenue And Expenses Per Books	Net Investment Income	Adjusted Net Income
MUTUAL FUND	2,645	2,645	

TY 2013 Other Liabilities Schedule

Name: JAMES HYDE PORTER TESTAMENTARY TRST

EIN: 58-6034882

Description	Beginning of Year - Book Value	End of Year - Book Value
EXCISE TAX PAYABLE		6,487

TY 2013 Taxes Schedule**Name:** JAMES HYDE PORTER TESTAMENTARY TRST**EIN:** 58-6034882

Category	Amount	Net Investment Income	Adjusted Net Income	Disbursements for Charitable Purposes
FOREIGN TAXES	3,262	3,262		
EXCISE TAXES	13,887	13,887		

THE JAMES H. PORTER CHARITABLE TRUST GRANT APPLICATION

SUNTRUST BANK, MIDDLE GEORGIA
Private Wealth Management Department – MC: 0055
606 Cherry Street
Macon, Georgia 31201

Proposals for grants should be submitted by April 20 each year. Any application received after April 20 will not be considered. This application is limited to three (3) additional pages, each measuring exactly 8½ x 11 inches in size. Please do NOT submit any supplemental information that does not meet these requirements. Eight (8) copies of the Grant Proposal must be submitted.

1. _____ 2. _____
Legal Name of Proposing Organization Tax ID Number of Proposing Organization

3. _____
Address of Proposing Organization

4. _____
Name of Contact Person Telephone Number

5. Briefly state the purpose and use to which grant monies would be put:

6. Dollar amount of grant request \$ _____

7. If grant is for a specific project, then

a. State the total cost of the project \$ _____

b. State the source(s) and amount(s) of other financial support, if any

c. State the source(s) of operational funds

8. If any member of The James H. Porter Charitable Trust Grant Committee is an officer or trustee of the proposing organization, state the name of the individual and position with the proposing organization

9. State the number of people served by your organization and the number or percentage of Bibb County citizens served by your organization

10. By the filing of this grant and by the acceptance of any grant made pursuant to it, proposer warrants that:

- a. The filing of this grant proposal has been duly authorized by the proposer, and the individual who signs it is authorized to do so.
- b. Any funds granted to the proposer will be expended solely for the purpose or purposes set out in the grant proposal.
- c. The documents attached hereto showing the tax exempt and/or foundation status of the proposer are currently in full force and effect, and have not been modified, altered, questioned, revoked, nor is there any contention by the Internal Revenue Service known to the proposer that any of them should be modified, altered, or revoked; and, that if any such action is taken or proposed, proposer will forthwith notify SunTrust Bank Trustee of the James H. Porter Charitable Trust.
- d. Since the respective dates of the documents described in the preceding subparagraph, the proposer has not changed its method of operating nor its form, organization, or purposes. (If there has been such a change, attach a statement explaining it.)
- e. If proposer is now or should hereafter be determined to be a private foundation, funds granted by The James H. Porter Charitable Trust shall be expended so as to assure full compliance with the provision of the Internal Revenue code for qualifying distributions; and in the event that the grant or any portion thereof is determined to be a nonqualifying distribution, proposer will repay the same forthwith to The James H. Porter Charitable Trust
- f. Any grants previously made by the James H. Porter Charitable Trust to the proposer have been fully expended in a timely manner for the purpose stated in the grant and for no other purpose.
- g. Proposer understands that when grants made pursuant to this proposal are expended, a report must be made to The James H. Porter Charitable Trust certifying that all terms of the grant have been fully met and stating the purpose(s) for which grant funds were expended.

This _____ day of _____, 20_____.

LEGAL NAME OF PROPOSING ORGANIZATION

BY: _____
NAME AND TITLE OF OFFICER SIGNING
FOR PROPOSING ORGANIZATION

(revised 1/05)

Statement of Capital Gains and Losses From Sales
 (Does not include capital gain distributions from mutual
 funds or CTF's - See Tax Transaction Detail)

2/17/2014 20:29:25

Account Id: 1903520

TR UW J PORTER CHARITABLE TR
Trust Year Ending 12/31/2013

Type	Description	Date	Shares	Price	Fed Cost	State Cost	Fed Gain	State Gain	(Type)
002824100	ABBOTT LABS COM								
Sold	11/19/13	80	3,088.74						
Acq	10/26/07	80	3,088.74	2,079.81	2,079.81	1,008.93	1,008.93	L	
Total for 11/19/2013					2,079.81	2,079.81	1,008.93	1,008.93	
00287Y109	ABBVIE INC COM								
Sold	11/19/13	89	4,317.31						
Acq	10/26/07	89	4,317.31	2,509.11	2,509.11	1,808.20	1,808.20	L	
Total for 11/19/2013					2,509.11	2,509.11	1,808.20	1,808.20	
003020336	ABERDEEN EQUITY LONG SHORT-I								
Sold	10/22/13	805.802	10,000.00						
Acq	08/02/13	81.633	1,013.07	1,000.00	1,000.00	13.07	13.07	S	
Acq	04/04/13	724.169	8,986.93	8,646.58	8,646.58	340.35	340.35	S	
Total for 10/22/2013					9,646.58	9,646.58	353.42	353.42	
0075W0593	ADVISORS CAMBIAR SMALL CAP-I								
Sold	08/02/13	327.082	7,500.00						
Acq	04/04/13	327.082	7,500.00	6,636.49	6,636.49	863.51	863.51	S	
Total for 8/2/2013					6,636.49	6,636.49	863.51	863.51	
0075W0593	ADVISORS CAMBIAR SMALL CAP-I								
Sold	10/22/13	332.502	8,000.00						
Acq	04/04/13	332.502	8,000.00	6,746.47	6,746.47	1,253.53	1,253.53	S	
Total for 10/22/2013					6,746.47	6,746.47	1,253.53	1,253.53	
020002101	ALLSTATE CORP COM								
Sold	11/19/13	30	1,621.17						
Acq	09/07/12	30	1,621.17	1,154.47	1,154.47	466.70	466.70	L	
Total for 11/19/2013					1,154.47	1,154.47	466.70	466.70	
031162100	AMGEN INC COM								
Sold	11/19/13	49	5,660.38						
Acq	03/30/09	34	3,927.61	1,702.15	1,702.15	2,225.46	2,225.46	L	
Acq	05/13/11	15	1,732.77	908.66	908.66	824.11	824.11	L	
Total for 11/19/2013					2,610.81	2,610.81	3,049.57	3,049.57	
037411105	APACHE CORP COM								
Sold	04/25/13	466	33,836.43						
Acq	04/28/03	466	33,836.43	13,788.82	13,788.82	20,047.61	20,047.61	L	
Total for 4/25/2013					13,788.82	13,788.82	20,047.61	20,047.61	
037833100	APPLE INC COM								
Sold	11/19/13	14	7,274.27						
Acq	10/19/11	10	5,195.91	4,060.30	4,060.30	1,135.61	1,135.61	L	
Acq	11/09/07	4	2,078.36	684.52	684.52	1,393.84	1,393.84	L	
Total for 11/19/2013					4,744.82	4,744.82	2,529.45	2,529.45	

SunTrust

Page 2 of 13

Statement of Capital Gains and Losses From Sales
(Does not include capital gain distributions from mutual
funds or CTF's - See Tax Transaction Detail)

2/17/2014 20:29:25

Account Id: 1903520

TR UW J PORTER CHARITABLE TR

Trust Year Ending 12/31/2013

Type	Description	Date	Shares	Price	Fed Cost	State Cost	Fed Gain	State Gain	(Type)
054937107	BB&T CORP COM								
Sold	11/19/13	78	2,634.79						
Acq	08/17/10	78	2,634.79	1,864.50	1,864.50	770.29	770.29	L	
Total for 11/19/2013				1,864.50	1,864.50	770.29	770.29		
060505104	BANK OF AMERICA CORP COM								
Sold	11/19/13	354	5,352.91						
Acq	06/05/13	354	5,352.91	4,651.56	4,651.56	701.35	701.35	S	
Total for 11/19/2013				4,651.56	4,651.56	701.35	701.35		
071813109	BAXTER INTL INC COM								
Sold	11/19/13	49	3,381.43						
Acq	11/06/08	47	3,243.41	2,746.50	2,746.50	496.91	496.91	L	
Acq	03/18/10	2	138.02	118.02	118.02	20.00	20.00	L	
Total for 11/19/2013				2,864.52	2,864.52	516.91	516.91		
073302101	B/E AEROSPACE INC COM								
Sold	02/27/13	420	22,101.71						
Acq	03/04/11	256	13,471.52	8,986.65	8,986.65	4,484.87	4,484.87	L	
Acq	05/17/11	164	8,630.19	6,046.61	6,046.61	2,583.58	2,583.58	L	
Total for 2/27/2013				15,033.26	15,033.26	7,068.45	7,068.45		
073302101	B/E AEROSPACE INC COM								
Sold	11/19/13	45	3,835.28						
Acq	03/04/11	45	3,835.28	1,579.68	1,579.68	2,255.60	2,255.60	L	
Total for 11/19/2013				1,579.68	1,579.68	2,255.60	2,255.60		
073730103	BEAM INC COM								
Sold	08/23/13	567	35,220.69						
Acq	04/12/12	400	24,847.05	22,779.44	22,779.44	2,067.61	2,067.61	L	
Acq	08/17/12	167	10,373.64	10,037.62	10,037.62	336.02	336.02	L	
Total for 8/23/2013				32,817.06	32,817.06	2,403.63	2,403.63		
126650100	CVS CAREMARK CORP COM								
Sold	11/19/13	57	3,724.31						
Acq	08/02/12	57	3,724.31	2,553.50	2,553.50	1,170.81	1,170.81	L	
Total for 11/19/2013				2,553.50	2,553.50	1,170.81	1,170.81		
13342B105	CAMERON INTL CORP COM								
Sold	11/19/13	14	762.98						
Acq	08/17/10	14	762.98	543.70	543.70	219.28	219.28	L	
Total for 11/19/2013				543.70	543.70	219.28	219.28		
14040H105	CAPITAL ONE FINL CORP COM								
Sold	02/21/13	480	25,036.24						
Acq	03/18/10	480	25,036.24	19,404.67	19,404.67	5,631.57	5,631.57	L	
Total for 2/21/2013				19,404.67	19,404.67	5,631.57	5,631.57		

Statement of Capital Gains and Losses From Sales
 (Does not include capital gain distributions from mutual funds or CTF's - See Tax Transaction Detail)

2/17/2014 20:29:25

Account Id: 1903520

TR UW J PORTER CHARITABLE TR
Trust Year Ending 12/31/2013

Type	Description	Date	Shares	Price	Fed Cost	State Cost	Fed Gain	State Gain	(Type)
14040H105	CAPITAL ONE FINL CORP COM								
Sold	11/19/13	33	2,285.87						
Acq	03/18/10	33	2,285.87	1,334.07	1,334.07	951.80	951.80	L	
Total for 11/19/2013					1,334.07	1,334.07	951.80	951.80	
151020104	CELGENE CORP COM								
Sold	11/19/13	13	2,003.52						
Acq	10/15/13	13	2,003.52	2,020.97	2,020.97	-17.45	-17.45	S	
Total for 11/19/2013					2,020.97	2,020.97	-17.45	-17.45	
166764100	CHEVRON CORP COM								
Sold	11/19/13	53	6,474.36						
Acq	02/27/13	53	6,474.36	6,121.68	6,121.68	352.68	352.68	S	
Total for 11/19/2013					6,121.68	6,121.68	352.68	352.68	
189754104	COACH INC COM								
Sold	02/13/13	777	38,071.30						
Acq	09/28/09	777	38,071.30	25,326.31	25,326.31	12,744.99	12,744.99	L	
Total for 2/13/2013					25,326.31	25,326.31	12,744.99	12,744.99	
20030N101	COMCAST CORP COM CL A								
Sold	11/19/13	100	4,739.91						
Acq	02/13/13	100	4,739.91	4,094.24	4,094.24	645.67	645.67	S	
Total for 11/19/2013					4,094.24	4,094.24	645.67	645.67	
219350105	CORNING INC COM								
Sold	11/19/13	140	2,357.69						
Acq	05/15/13	140	2,357.69	2,194.43	2,194.43	163.26	163.26	S	
Total for 11/19/2013					2,194.43	2,194.43	163.26	163.26	
237194105	DARDEN RESTAURANTS INC COM								
Sold	03/05/13	666	31,020.85						
Acq	10/14/10	666	31,020.85	29,795.31	29,795.31	1,225.54	1,225.54	L	
Total for 3/5/2013					29,795.31	29,795.31	1,225.54	1,225.54	
254687106	WALT DISNEY CO COM								
Sold	11/19/13	45	3,117.09						
Acq	12/14/06	45	3,117.09	1,540.92	1,540.92	1,576.17	1,576.17	L	
Total for 11/19/2013					1,540.92	1,540.92	1,576.17	1,576.17	
258620103	DOUBLELINE TOTAL RETURN BD-I								
Sold	04/04/13	5975.395	68,000.00						
Acq	11/28/12	5975.395	68,000.00	68,119.50	68,119.50	-119.50	-119.50	S	
Total for 4/4/2013					68,119.50	68,119.50	-119.50	-119.50	
258620103	DOUBLELINE TOTAL RETURN BD-I								
Sold	05/15/13	3072.871	35,000.00						
Acq	11/28/12	3072.871	35,000.00	35,030.73	35,030.73	-30.73	-30.73	S	
Total for 5/15/2013					35,030.73	35,030.73	-30.73	-30.73	

Statement of Capital Gains and Losses From Sales
 (Does not include capital gain distributions from mutual funds or CTF's - See Tax Transaction Detail)

2/17/2014 20:29:25

Account Id: 1903520

TR UW J PORTER CHARITABLE TR
 Trust Year Ending 12/31/2013

Type	Description	Date	Shares	Price	Fed Cost	State Cost	Fed Gain	State Gain	(Type)
277902698	EATON VANCE ATLANTA CAP SMID-CAP-I								
Sold		04/04/13	8833.992	178,800.00					
Acq		11/28/12	8833.992	178,800.00	160,336.96	160,336.96	18,463.04	18,463.04	S
Total for 4/4/2013					160,336.96	160,336.96	18,463.04	18,463.04	
277902698	EATON VANCE ATLANTA CAP SMID-CAP-I								
Sold		08/02/13	1180.586	27,000.00					
Acq		11/28/12	1180.586	27,000.00	21,427.64	21,427.64	5,572.36	5,572.36	S
Total for 8/2/2013					21,427.64	21,427.64	5,572.36	5,572.36	
277902698	EATON VANCE ATLANTA CAP SMID-CAP-I								
Sold		10/22/13	634.786	15,000.00					
Acq		11/28/12	634.786	15,000.00	11,521.37	11,521.37	3,478.63	3,478.63	S
Total for 10/22/2013					11,521.37	11,521.37	3,478.63	3,478.63	
277911491	EATON VANCE FLTG-RT-I								
Sold		05/15/13	1028.139	9,500.00					
Acq		04/04/13	1028.139	9,500.00	9,469.16	9,469.16	30.84	30.84	S
Total for 5/15/2013					9,469.16	9,469.16	30.84	30.84	
278865100	ECOLAB INC COM								
Sold		11/19/13	21	2,238.14					
Acq		03/06/12	21	2,238.14	1,246.72	1,246.72	991.42	991.42	L
Total for 11/19/2013					1,246.72	1,246.72	991.42	991.42	
291011104	EMERSON ELEC CO COM								
Sold		11/19/13	45	3,029.79					
Acq		04/30/07	45	3,029.79	2,136.02	2,136.02	893.77	893.77	L
Total for 11/19/2013					2,136.02	2,136.02	893.77	893.77	
30219G108	EXPRESS SCRIPTS HLDG CO COM								
Sold		05/08/13	270	16,520.90					
Acq		10/16/07	270	16,520.90	7,836.25	7,836.25	8,684.65	8,684.65	L
Total for 5/8/2013					7,836.25	7,836.25	8,684.65	8,684.65	
30219G108	EXPRESS SCRIPTS HLDG CO COM								
Sold		05/15/13	564	34,458.50					
Acq		10/16/07	564	34,458.50	16,369.05	16,369.05	18,089.45	18,089.45	L
Total for 5/15/2013					16,369.05	16,369.05	18,089.45	18,089.45	
343412102	FLUOR CORP COM NEW								
Sold		11/19/13	34	2,613.19					
Acq		09/10/13	34	2,613.19	2,259.97	2,259.97	353.22	353.22	S
Total for 11/19/2013					2,259.97	2,259.97	353.22	353.22	
34354P105	FLOWERVE CORP COM								
Sold		04/09/13	55	8,948.12					
Acq		06/08/10	55	8,948.12	4,517.15	4,517.15	4,430.97	4,430.97	L
Total for 4/9/2013					4,517.15	4,517.15	4,430.97	4,430.97	

Statement of Capital Gains and Losses From Sales
 (Does not include capital gain distributions from mutual
 funds or CTF's - See Tax Transaction Detail)

2/17/2014 20:29:25

Account Id: 1903520

TR UW J PORTER CHARITABLE TR
 Trust Year Ending 12/31/2013

Type	Description	Date	Shares	Price	Fed Cost	State Cost	Fed Gain	State Gain	(Type)
34354P105	FLOWERVE CORP COM								
Sold	11/19/13	44	3,060.58						
Acq	06/08/10	44	3,060.58	1,204.57	1,204.57	1,856.01	1,856.01	L	
Total for 11/19/2013					1,204.57	1,204.57	1,856.01	1,856.01	
34964C106	FORTUNE BRANDS HOME & SEC INC COM								
Sold	11/19/13	56	2,353.63						
Acq	05/15/13	56	2,353.63	2,424.18	2,424.18	-70.55	-70.55	S	
Total for 11/19/2013					2,424.18	2,424.18	-70.55	-70.55	
34984T600	FORUM ABSOLUTE STRATEGIES-I								
Sold	10/22/13	543.478	6,000.00						
Acq	04/04/13	543.478	6,000.00	6,141.30	6,141.30	-141.30	-141.30	S	
Total for 10/22/2013					6,141.30	6,141.30	-141.30	-141.30	
35671D857	FREEPORT-MCMORAN COPPER AND COM								
Sold	04/09/13	527	17,835.34						
Acq	10/10/08	527	17,835.34	9,176.55	9,176.55	8,658.79	8,658.79	L	
Total for 4/9/2013					9,176.55	9,176.55	8,658.79	8,658.79	
369604103	GENERAL ELEC CO COM								
Sold	07/25/13	710	17,440.99						
Acq	08/02/12	615	15,107.34	12,533.70	12,533.70	2,573.64	2,573.64	S	
Acq	07/03/75	95	2,333.65	96.26	96.26	2,237.39	2,237.39	L	
Total for 7/25/2013					12,629.96	12,629.96	4,811.03	4,811.03	
369604103	GENERAL ELEC CO COM								
Sold	11/19/13	124	3,351.78						
Acq	07/03/75	124	3,351.78	125.64	125.64	3,226.14	3,226.14	L	
Total for 11/19/2013					125.64	125.64	3,226.14	3,226.14	
38141G104	GOLDMAN SACHS GROUP INC COM								
Sold	11/19/13	27	4,509.19						
Acq	01/21/11	27	4,509.19	4,477.89	4,477.89	31.30	31.30	L	
Total for 11/19/2013					4,477.89	4,477.89	31.30	31.30	
38145N303	GOLDMAN SACHS LOCAL EMRG MKTS DEBT-I								
Sold	05/15/13	1309.164	13,000.00						
Acq	04/04/13	1309.164	13,000.00	12,738.17	12,738.17	261.83	261.83	S	
Total for 5/15/2013					12,738.17	12,738.17	261.83	261.83	
38259P508	GOOGLE INC CLA COM								
Sold	11/19/13	7	7,191.39						
Acq	08/30/06	7	7,191.39	2,666.35	2,666.35	4,525.04	4,525.04	L	
Total for 11/19/2013					2,666.35	2,666.35	4,525.04	4,525.04	
416515104	HARTFORD FINL SVCS GROUP INC COM								
Sold	11/19/13	89	3,091.80						
Acq	05/08/13	89	3,091.80	2,633.55	2,633.55	458.25	458.25	S	
Total for 11/19/2013					2,633.55	2,633.55	458.25	458.25	

Statement of Capital Gains and Losses From Sales
(Does not include capital gain distributions from mutual
funds or CTF's - See Tax Transaction Detail)

2/17/2014 20:29:25

Account Id: 1903520

TR UW J PORTER CHARITABLE TR
Trust Year Ending 12/31/2013

Type	Description	Date	Shares	Price	Fed Cost	State Cost	Fed Gain	State Gain	(Type)
436106108	HOLLYFRONTIER CORP COM PAR .01								
Sold	11/19/13	5	230.49						
Acq	04/25/13	5	230.49	258.57	258.57	-28.08	-28.08	S	
Total for 11/19/2013					258.57	258.57	-28.08	-28.08	
437076102	HOME DEPOT INC COM								
Sold	11/19/13	31	2,497.31						
Acq	02/27/09	31	2,497.31	644.58	644.58	1,852.73	1,852.73	L	
Total for 11/19/2013					644.58	644.58	1,852.73	1,852.73	
458140100	INTEL CORP COM								
Sold	11/19/13	195	4,806.86						
Acq	06/05/13	195	4,806.86	4,858.29	4,858.29	-51.43	-51.43	S	
Total for 11/19/2013					4,858.29	4,858.29	-51.43	-51.43	
459200101	INTERNATIONAL BUSINESS MACHS COM								
Sold	06/25/13	295	57,527.16						
Acq	08/18/11	295	57,527.16	48,010.75	48,010.75	9,516.41	9,516.41	L	
Total for 6/25/2013					48,010.75	48,010.75	9,516.41	9,516.41	
461202103	INTUIT INC COM								
Sold	05/15/13	618	36,979.05						
Acq	10/14/10	618	36,979.05	29,125.35	29,125.35	7,853.70	7,853.70	L	
Total for 5/15/2013					29,125.35	29,125.35	7,853.70	7,853.70	
464287168	ISHARES TR DOW JONES SEL DIVD INDEX								
Sold	04/04/13	1100	69,397.99						
Acq	03/13/12	1100	69,397.99	61,754.00	61,754.00	7,643.99	7,643.99	L	
Total for 4/4/2013					61,754.00	61,754.00	7,643.99	7,643.99	
464287168	ISHARES TR DOW JONES SEL DIVD INDEX								
Sold	05/15/13	740	49,031.67						
Acq	03/13/12	740	49,031.67	41,543.60	41,543.60	7,488.07	7,488.07	L	
Total for 5/15/2013					41,543.60	41,543.60	7,488.07	7,488.07	
464287168	ISHARES TR DOW JONES SEL DIVD INDEX								
Sold	10/22/13	525	36,324.64						
Acq	03/13/12	525	36,324.64	29,473.50	29,473.50	6,851.14	6,851.14	L	
Total for 10/22/2013					29,473.50	29,473.50	6,851.14	6,851.14	
464287598	ISHARES TR RUSSELL 1000 VALUE INDEX								
Sold	04/04/13	140	11,255.81						
Acq	08/21/12	140	11,255.81	9,948.40	9,948.40	1,307.41	1,307.41	S	
Total for 4/4/2013					9,948.40	9,948.40	1,307.41	1,307.41	
464287598	ISHARES TR RUSSELL 1000 VALUE INDEX								
Sold	05/15/13	585	49,759.27						
Acq	08/21/12	585	49,759.27	41,570.10	41,570.10	8,189.17	8,189.17	S	
Total for 5/15/2013					41,570.10	41,570.10	8,189.17	8,189.17	

Statement of Capital Gains and Losses From Sales
 (Does not include capital gain distributions from mutual funds or CTF's - See Tax Transaction Detail)

Account Id: 1903520

TR UW J PORTER CHARITABLE TR

Trust Year Ending 12/31/2013

Type	Description	Date	Shares	Price	Fed Cost	State Cost	Fed Gain	State Gain	(Type)
464287598	ISHARES TR RUSSELL 1000 VALUE INDEX								
Sold		10/22/13	410	36,903.86					
Acq		08/21/12	410	36,903.86	29,134.60	29,134.60	7,769.26	7,769.26	L
Total for 10/22/2013					29,134.60	29,134.60	7,769.26	7,769.26	
464287614	ISHARES TR RUSSELL 1000 GROWTH INDEX								
Sold		04/04/13	1020	72,041.49					
Acq		08/21/12	1020	72,041.49	67,136.40	67,136.40	4,905.09	4,905.09	S
Total for 4/4/2013					67,136.40	67,136.40	4,905.09	4,905.09	
464287614	ISHARES TR RUSSELL 1000 GROWTH INDEX								
Sold		05/15/13	1335	100,763.67					
Acq		08/21/12	680	51,325.32	44,757.60	44,757.60	6,567.72	6,567.72	S
Acq		03/13/12	655	49,438.35	42,620.06	42,620.06	6,818.29	6,818.29	L
Total for 5/15/2013					87,377.66	87,377.66	13,386.01	13,386.01	
464287614	ISHARES TR RUSSELL 1000 GROWTH INDEX								
Sold		10/22/13	950	76,997.10					
Acq		03/13/12	950	76,997.10	61,815.36	61,815.36	15,181.74	15,181.74	L
Total for 10/22/2013					61,815.36	61,815.36	15,181.74	15,181.74	
46625H100	JP MORGAN CHASE AND COM								
Sold		11/19/13	136	7,641.84					
Acq		06/05/13	136	7,641.84	7,238.32	7,238.32	403.52	403.52	S
Total for 11/19/2013					7,238.32	7,238.32	403.52	403.52	
482480100	KLA TENCOR CORP COM								
Sold		11/19/13	42	2,606.05					
Acq		06/25/13	42	2,606.05	2,328.80	2,328.80	277.25	277.25	S
Total for 11/19/2013					2,328.80	2,328.80	277.25	277.25	
521865204	LEAR CORP COM NEW								
Sold		11/19/13	45	3,562.58					
Acq		09/10/13	45	3,562.58	3,206.46	3,206.46	356.12	356.12	S
Total for 11/19/2013					3,206.46	3,206.46	356.12	356.12	
532457108	LILLY ELI & CO COM								
Sold		10/15/13	525	25,635.83					
Acq		04/09/13	525	25,635.83	29,844.15	29,844.15	-4,208.32	-4,208.32	S
Total for 10/15/2013					29,844.15	29,844.15	-4,208.32	-4,208.32	
55616P104	MACY'S INC COM								
Sold		11/19/13	53	2,671.15					
Acq		10/19/11	53	2,671.15	1,576.38	1,576.38	1,094.77	1,094.77	L
Total for 11/19/2013					1,576.38	1,576.38	1,094.77	1,094.77	
563821545	MANNING & NAPIER WORLD OPPTY-A								
Sold		08/02/13	3667.055	31,500.00					
Acq		12/02/10	3667.055	31,500.00	31,573.34	31,573.34	-73.34	-73.34	L
Total for 8/2/2013					31,573.34	31,573.34	-73.34	-73.34	

Statement of Capital Gains and Losses From Sales
 (Does not include capital gain distributions from mutual funds or CTF's - See Tax Transaction Detail)

2/17/2014 20:29:25

Account Id: 1903520

TR UW J PORTER CHARITABLE TR
 Trust Year Ending 12/31/2013

Type	Description	Date	Shares	Price	Fed Cost	State Cost	Fed Gain	State Gain	(Type)
563821545	MANNING & NAPIER WORLD OPPTYS-A								
Sold	10/22/13	12269.273	113,000.00						
Acq	03/18/10	6413.384	59,067.26	52,589.75	52,589.75	6,477.51	6,477.51	L	
Acq	12/02/10	5855.889	53,932.74	50,419.20	50,419.20	3,513.54	3,513.54	L	
Total for 10/22/2013					103,008.95	103,008.95	9,991.05	9,991.05	
577081102	MATTEL INC COM								
Sold	07/30/13	1065	44,898.13						
Acq	01/30/12	1065	44,898.13	30,740.59	31,507.39	14,157.54	13,390.74	L	
Total for 7/30/2013					30,740.59	31,507.39	14,157.54	13,390.74	
58933Y105	MERCK AND INC COM								
Sold	11/19/13	128	6,150.42						
Acq	03/22/13	45	2,162.26	1,975.71	1,975.71	186.55	186.55	S	
Acq	08/14/07	83	3,988.16	4,179.80	4,179.80	-191.64	-191.64	L	
Total for 11/19/2013					6,155.51	6,155.51	-5.09	-5.09	
594918104	MICROSOFT CORP COM								
Sold	11/19/13	63	2,317.72						
Acq	04/27/12	63	2,317.72	2,018.00	2,018.00	299.72	299.72	L	
Total for 11/19/2013					2,018.00	2,018.00	299.72	299.72	
617446448	MORGAN STANLEY COM								
Sold	11/19/13	100	3,041.04						
Acq	05/11/09	100	3,041.04	2,653.94	2,653.94	387.10	387.10	L	
Total for 11/19/2013					2,653.94	2,653.94	387.10	387.10	
637071101	NATIONAL OILWELL VARCO INC COM								
Sold	02/06/13	659	43,801.56						
Acq	05/17/11	489	32,502.22	31,960.60	31,960.60	541.62	541.62	L	
Acq	08/18/11	170	11,299.34	10,805.85	10,805.85	493.49	493.49	L	
Total for 2/6/2013					42,766.45	42,766.45	1,035.11	1,035.11	
64128K868	NEUBERGER BERMAN HIGH INCOME BD-I								
Sold	04/04/13	15119.916	145,000.00						
Acq	08/21/12	15119.916	145,000.00	141,522.42	141,522.42	3,477.58	3,477.58	S	
Total for 4/4/2013					141,522.42	141,522.42	3,477.58	3,477.58	
64128K868	NEUBERGER BERMAN HIGH INCOME BD-I								
Sold	05/15/13	2147.239	21,000.00						
Acq	09/28/11	1348.352	13,186.88	11,757.63	11,757.63	1,429.25	1,429.25	L	
Acq	08/21/12	798.887	7,813.12	7,477.58	7,477.58	335.54	335.54	S	
Total for 5/15/2013					19,235.21	19,235.21	1,764.79	1,764.79	
64128K868	NEUBERGER BERMAN HIGH INCOME BD-I								
Sold	08/02/13	25477.972	241,276.39						
Acq	09/28/11	25477.972	241,276.39	222,167.92	222,167.92	19,108.47	19,108.47	L	
Total for 8/2/2013					222,167.92	222,167.92	19,108.47	19,108.47	

Statement of Capital Gains and Losses From Sales
 (Does not include capital gain distributions from mutual funds or CTF's - See Tax Transaction Detail)

2/17/2014 20:29:25

Account Id: 1903520

TR UW J PORTER CHARITABLE TR
Trust Year Ending 12/31/2013

Type	Description	Date	Shares	Price	Fed Cost	State Cost	Fed Gain	State Gain	(Type)
674599105	OCCIDENTAL PETE CORP COM								
Sold	11/19/13	26	2,514.41						
Acq	09/10/08	26	2,514.41	1,808.13	1,808.13	706.28	706.28	L	
Total for 11/19/2013					1,808.13	1,808.13	706.28	706.28	
68389X105	ORACLE CORP COM								
Sold	11/19/13	87	3,016.23						
Acq	08/24/12	87	3,016.23	2,774.76	2,774.76	241.47	241.47	L	
Total for 11/19/2013					2,774.76	2,774.76	241.47	241.47	
68389X105	ORACLE CORP COM								
Sold	12/18/13	1956	66,307.25						
Acq	07/26/07	1863	63,154.60	37,185.30	37,185.30	25,969.30	25,969.30	L	
Acq	08/24/12	93	3,152.65	2,966.12	2,966.12	186.53	186.53	L	
Total for 12/18/2013					40,151.42	40,151.42	26,155.83	26,155.83	
683974505	OPPENHEIMER DEVELOPING MKTS INSTL-Y								
Sold	08/02/13	723.2	25,500.00						
Acq	07/26/11	723.2	25,500.00	25,702.53	25,702.53	-202.53	-202.53	L	
Total for 8/2/2013					25,702.53	25,702.53	-202.53	-202.53	
683974505	OPPENHEIMER DEVELOPING MKTS INSTL-Y								
Sold	10/22/13	4668.05	180,000.00						
Acq	12/02/10	4367.206	168,399.46	152,328.11	152,328.11	16,071.35	16,071.35	L	
Acq	07/26/11	289.743	11,172.49	10,297.47	10,297.47	875.02	875.02	L	
Acq	04/04/13	11.101	428.05	383.54	383.54	44.51	44.51	S	
Total for 10/22/2013					163,009.12	163,009.12	16,990.88	16,990.88	
693390304	PIMCO LOW DURATION-I								
Sold	04/04/13	28470.33	299,507.87						
Acq	09/28/11	19.417	204.27	200.00	200.00	4.27	4.27	L	
Acq	03/09/11	28450.913	299,303.60	297,027.54	297,027.54	2,276.06	2,276.06	L	
Total for 4/4/2013					297,227.54	297,227.54	2,280.33	2,280.33	
693475105	PNC FINL SVCS GROUP INC COM								
Sold	11/19/13	64	4,833.19						
Acq	05/20/10	64	4,833.19	3,906.67	3,906.67	926.52	926.52	L	
Total for 11/19/2013					3,906.67	3,906.67	926.52	926.52	
693718108	PACCAR INC COM								
Sold	11/19/13	24	1,334.61						
Acq	07/22/11	24	1,334.61	1,203.69	1,203.69	130.92	130.92	L	
Total for 11/19/2013					1,203.69	1,203.69	130.92	130.92	
713448108	PEPSICO INC COM								
Sold	11/19/13	34	2,902.52						
Acq	06/05/13	34	2,902.52	2,761.28	2,761.28	141.24	141.24	S	
Total for 11/19/2013					2,761.28	2,761.28	141.24	141.24	

Statement of Capital Gains and Losses From Sales
 (Does not include capital gain distributions from mutual funds or CTF's - See Tax Transaction Detail)

2/17/2014 20:29:25

Account Id: 1903520

TR UW J PORTER CHARITABLE TR
Trust Year Ending 12/31/2013

Type	Description	Date	Shares	Price	Fed Cost	State Cost	Fed Gain	State Gain	(Type)
717081103	PFIZER INC COM								
Sold	11/19/13	212	6,752.29						
Acq	04/09/13	212	6,752.29	6,208.63	6,208.63	543.66	543.66	S	
Total for 11/19/2013					6,208.63	6,208.63	543.66	543.66	
718172109	PHILIP MORRIS INTL COM								
Sold	06/05/13	999	90,651.08						
Acq	01/15/08	271	24,591.03	14,776.96	14,776.96	9,814.07	9,814.07	L	
Acq	01/16/08	164	14,881.66	8,914.06	8,914.06	5,967.60	5,967.60	L	
Acq	03/18/10	564	51,178.39	29,254.68	29,254.68	21,923.71	21,923.71	L	
Total for 6/5/2013					52,945.70	52,945.70	37,705.38	37,705.38	
722005816	PIMCO INVT GRADE CORP BD-I								
Sold	04/04/13	8035.714	90,000.00						
Acq	08/13/09	4137.255	46,337.26	44,847.85	44,847.85	1,489.41	1,489.41	L	
Acq	08/21/12	3898.459	43,662.74	43,000.00	43,000.00	662.74	662.74	S	
Total for 4/4/2013					87,847.85	87,847.85	2,152.15	2,152.15	
722005816	PIMCO INVT GRADE CORP BD-I								
Sold	05/15/13	1334.52	15,000.00						
Acq	08/13/09	1334.52	15,000.00	14,466.20	14,466.20	533.80	533.80	L	
Total for 5/15/2013					14,466.20	14,466.20	533.80	533.80	
72201F516	PIMCO EMERGING LOCAL BD-I								
Sold	05/15/13	1088.929	12,000.00						
Acq	04/04/13	367.985	4,055.20	4,000.00	4,000.00	55.20	55.20	S	
Acq	08/21/12	720.944	7,944.80	7,699.68	7,699.68	245.12	245.12	S	
Total for 5/15/2013					11,699.68	11,699.68	300.32	300.32	
74005P104	PRAXAIR INC COM								
Sold	11/19/13	24	3,034.74						
Acq	10/10/08	24	3,034.74	1,423.20	1,423.20	1,611.54	1,611.54	L	
Total for 11/19/2013					1,423.20	1,423.20	1,611.54	1,611.54	
742718109	PROCTER & GAMBLE CO COM								
Sold	11/19/13	24	2,024.84						
Acq	01/22/03	24	2,024.84	1,026.72	1,026.72	998.12	998.12	L	
Total for 11/19/2013					1,026.72	1,026.72	998.12	998.12	
747525103	QUALCOMM CORP COM								
Sold	11/19/13	54	3,887.93						
Acq	06/14/11	54	3,887.93	3,009.39	3,009.39	878.54	878.54	L	
Total for 11/19/2013					3,009.39	3,009.39	878.54	878.54	
74762E102	QUANTA SVCS INC COM								
Sold	09/10/13	1339	34,874.31						
Acq	04/04/11	1094	28,493.27	24,869.14	24,869.14	3,624.13	3,624.13	L	
Acq	04/01/11	245	6,381.04	5,574.61	5,574.61	806.43	806.43	L	
Total for 9/10/2013					30,443.75	30,443.75	4,430.56	4,430.56	

Statement of Capital Gains and Losses From Sales
 (Does not include capital gain distributions from mutual
 funds or CTF's - See Tax Transaction Detail)

2/17/2014 20:29:25

Account Id: 1903520

TR UW J PORTER CHARITABLE TR
 Trust Year Ending 12/31/2013

Type	Description	Date	Shares	Price	Fed Cost	State Cost	Fed Gain	State Gain	(Type)
76628T702	RIDGEWORTH FD-INTERMEDIATE BD		RGCF						
Sold		08/02/13	48367.404	488,510.79					
Acq		02/15/08	12171.373	122,930.87	125,000.00	125,000.00	-2,069.13	-2,069.13	L
Acq		05/15/13	1116.505	11,276.70	11,500.00	11,500.00	-223.30	-223.30	S
Acq		03/13/12	286.533	2,893.98	3,000.00	3,000.00	-106.02	-106.02	L
Acq		08/13/09	18568.233	187,539.16	194,780.76	194,780.76	-7,241.60	-7,241.60	L
Acq		08/12/09	1613.589	16,297.25	16,862.00	16,862.00	-564.75	-564.75	L
Acq		02/07/08	12135.923	122,572.82	120,991.48	120,991.48	1,581.34	1,581.34	L
Acq		05/28/08	2475.248	25,000.01	25,000.00	25,000.00	0.01	0.01	L
Total for 8/2/2013					497,134.24	497,134.24	-8,623.45	-8,623.45	
779917103	T ROWE PRICE DIVRSFD SMALLCAP GROWTH								
Sold		08/02/13	581.655	13,000.00					
Acq		04/04/13	581.655	13,000.00	11,127.06	11,127.06	1,872.94	1,872.94	S
Total for 8/2/2013					11,127.06	11,127.06	1,872.94	1,872.94	
779917103	T ROWE PRICE DIVRSFD SMALLCAP GROWTH								
Sold		10/22/13	336.275	8,000.00					
Acq		04/04/13	336.275	8,000.00	6,432.94	6,432.94	1,567.06	1,567.06	S
Total for 10/22/2013					6,432.94	6,432.94	1,567.06	1,567.06	
78462F103	SPDR S&P 500 ETF TR								
Sold		04/04/13	500	77,708.50					
Acq		06/17/11	500	77,708.50	63,870.00	63,870.00	13,838.50	13,838.50	L
Total for 4/4/2013					63,870.00	63,870.00	13,838.50	13,838.50	
78462F103	SPDR S&P 500 ETF TR								
Sold		05/15/13	605	99,889.61					
Acq		06/17/11	605	99,889.61	77,282.70	77,282.70	22,606.91	22,606.91	L
Total for 5/15/2013					77,282.70	77,282.70	22,606.91	22,606.91	
78462F103	SPDR S&P 500 ETF TR								
Sold		10/22/13	430	75,248.69					
Acq		06/17/11	430	75,248.69	54,928.20	54,928.20	20,320.49	20,320.49	L
Total for 10/22/2013					54,928.20	54,928.20	20,320.49	20,320.49	
806857108	SCHLUMBERGER LTD COM								
Sold		11/19/13	35	3,205.94					
Acq		01/15/08	35	3,205.94	3,143.24	3,143.24	62.70	62.70	L
Total for 11/19/2013					3,143.24	3,143.24	62.70	62.70	
88076W103	TERADATA CORP DEL COM								
Sold		03/22/13	652	37,152.87					
Acq		03/18/11	652	37,152.87	32,265.00	32,265.00	4,887.87	4,887.87	L
Total for 3/22/2013					32,265.00	32,265.00	4,887.87	4,887.87	
881624209	TEVA PHARMACEUTICAL INDS LTD ADR								
Sold		04/09/13	1037	40,239.57					
Acq		04/29/10	345	13,387.32	20,148.21	20,148.21	-6,760.89	-6,760.89	L
Acq		05/13/11	465	18,043.78	23,270.18	23,270.18	-5,226.40	-5,226.40	L

Statement of Capital Gains and Losses From Sales
 (Does not include capital gain distributions from mutual funds or CTF's - See Tax Transaction Detail)

2/17/2014 20:29:25

Account Id: 1903520

TR UW J PORTER CHARITABLE TR
 Trust Year Ending 12/31/2013

Type	Description	Date	Shares	Price	Fed Cost	State Cost	Fed Gain	State Gain	(Type)
881624209	TEVA PHARMACEUTICAL INDS LTD ADR								
Sold		04/09/13	1037	40,239.57					
Acq		03/18/10	227	8,808.47	14,135.29	14,135.29	-5,326.82	-5,326.82	L
Total for 4/9/2013					57,553.68	57,553.68	-17,314.11	-17,314.11	
907818108	UNION PACIFIC CORP COM								
Sold		11/19/13	20	3,156.54					
Acq		06/22/09	20	3,156.54	990.90	990.90	2,165.64	2,165.64	L
Total for 11/19/2013					990.90	990.90	2,165.64	2,165.64	
911312106	UNITED PARCEL SVC INC CL B COM								
Sold		11/19/13	29	2,923.43					
Acq		10/29/08	29	2,923.43	1,425.94	1,425.94	1,497.49	1,497.49	L
Total for 11/19/2013					1,425.94	1,425.94	1,497.49	1,497.49	
92206C755	VANGUARD MTG BACKED SECS INDEX-S								
Sold		05/15/13	288.046	6,000.00					
Acq		04/04/13	288.046	6,000.00	6,037.44	6,037.44	-37.44	-37.44	S
Total for 5/15/2013					6,037.44	6,037.44	-37.44	-37.44	
92206C755	VANGUARD MTG BACKED SECS INDEX-S								
Sold		08/02/13	9587.907	196,456.21					
Acq		04/04/13	9587.907	196,456.21	200,962.56	200,962.56	-4,506.35	-4,506.35	S
Total for 8/2/2013					200,962.56	200,962.56	-4,506.35	-4,506.35	
92343V104	VERIZON COMMUNICATIONS COM								
Sold		11/19/13	109	5,529.58					
Acq		12/14/06	109	5,529.58	3,685.61	3,685.61	1,843.97	1,843.97	L
Total for 11/19/2013					3,685.61	3,685.61	1,843.97	1,843.97	
92826C839	VISA INC CL A COM								
Sold		05/08/13	105	18,746.23					
Acq		05/26/09	84	14,996.98	5,571.87	5,571.87	9,425.11	9,425.11	L
Acq		09/29/10	21	3,749.25	1,539.40	1,539.40	2,209.85	2,209.85	L
Total for 5/8/2013					7,111.27	7,111.27	11,634.96	11,634.96	
92826C839	VISA INC CL A COM								
Sold		08/23/13	95	16,947.32					
Acq		05/26/09	95	16,947.32	6,301.52	6,301.52	10,645.80	10,645.80	L
Total for 8/23/2013					6,301.52	6,301.52	10,645.80	10,645.80	
92826C839	VISA INC CL A COM								
Sold		11/19/13	14	2,770.27					
Acq		05/26/09	14	2,770.27	928.65	928.65	1,841.62	1,841.62	L
Total for 11/19/2013					928.65	928.65	1,841.62	1,841.62	
931142103	WAL-MART STORES INC COM								
Sold		11/19/13	41	3,250.42					
Acq		06/05/13	41	3,250.42	3,093.37	3,093.37	157.05	157.05	S
Total for 11/19/2013					3,093.37	3,093.37	157.05	157.05	

Statement of Capital Gains and Losses From Sales
 (Does not include capital gain distributions from mutual funds or CTF's - See Tax Transaction Detail)

2/17/2014 20:29:25

Account Id: 1903520

TR UW J PORTER CHARITABLE TR
 Trust Year Ending 12/31/2013

Type	Description	Date	Shares	Price	Fed Cost	State Cost	Fed Gain	State Gain	(Type)
936793769	WASATCH LONG/SHORT-I								
Sold		08/02/13	858 779	13,500 00					
Acq		04/04/13	771 812	12,132 88	11,500 00	11,500 00	632.88	632.88	S
Acq		08/21/12	86.967	1,367 12	1,190 58	1,190 58	176 54	176 54	S
Total for 8/2/2013					12,690 58	12,690.58	809 42	809.42	
936793769	WASATCH LONG/SHORT-I								
Sold		10/22/13	2022 059	33,000.00					
Acq		08/21/12	2022.059	33,000.00	27,681.99	27,681 99	5,318 01	5,318.01	L
Total for 10/22/2013					27,681.99	27,681.99	5,318 01	5,318 01	
949746101	WELLS FARGO & CO COM NEW								
Sold		11/19/13	121	5,256.14					
Acq		03/05/13	121	5,256.14	4,345 28	4,345.28	910 86	910 86	S
Total for 11/19/2013					4,345 28	4,345 28	910.86	910.86	
969457100	WILLIAMS COS INC COM								
Sold		06/05/13	1434	48,989.61					
Acq		03/18/10	1434	48,989.61	26,770 70	26,770.70	22,218 91	22,218 91	L
Total for 6/5/2013					26,770.70	26,770 70	22,218.91	22,218.91	
G27823106	DELPHI AUTOMOTIVE PLC SHS								
Sold		11/19/13	55	3,111.84					
Acq		06/25/13	55	3,111.84	2,694.73	2,694.73	417.11	417.11	S
Total for 11/19/2013					2,694 73	2,694.73	417.11	417 11	
G491BT108	INVESCO LTD BERMUDA COM								
Sold		11/19/13	74	2,488.57					
Acq		05/23/08	74	2,488 57	2,008.60	2,008.60	479.97	479.97	L
Total for 11/19/2013					2,008 60	2,008 60	479.97	479 97	
H84989104	TE CONNECTIVITY LTD COM								
Sold		11/19/13	40	2,045 56					
Acq		08/23/13	40	2,045.56	2,002.22	2,002.22	43.34	43.34	S
Total for 11/19/2013					2,002.22	2,002.22	43.34	43.34	
N53745100	LYONDELLBASELL INDS NV CL A COM								
Sold		11/19/13	39	3,031.80					
Acq		02/06/13	39	3,031.80	2,371.74	2,371.74	660.06	660 06	S
Total for 11/19/2013					2,371.74	2,371.74	660 06	660.06	
Total for Account: 1903520					3,619,290.46	3,620,057.26	485,991.95	485,225.15	

<i>Proceeds</i>	Total Proceeds:	<i>Cost</i>		Fed	State
1136410	4,105,282.41	1076183	S/T Gain/Loss	60,227.03	60,227.03
2968872		2543107	LT Gain/Loss	425,764.92	424,998.12
4105282		3619290		485992	