



See a Social Security Number? Say Something!
Report Privacy Problems to <https://public.resource.org/privacy>
Or call the IRS Identity Theft Hotline at 1-800-908-4490



Return of Private Foundation
or Section 4947(a)(1) Trust Treated as Private Foundation

Department of the Treasury
Internal Revenue Service

▶ Do not enter Social Security numbers on this form as it may be made public.
▶ Information about Form 990-PF and its separate instructions is at www.irs.gov/form990pf.

Open to Public Inspection

For calendar year **2013** or tax year beginning , **2013**, and ending , **20**

Name of foundation
THE CHRIST FOUNDATION

Number and street (or P.O. box number if mail is not delivered to street address) Room/suite
110 31ST AVENUE NORTH, #204

City or town, state or province, country, and ZIP or foreign postal code
NASHVILLE TN 37203

A Employer identification number
58-2071026

B Telephone number (see instructions)
601-622-3707

C If exemption application is pending, check here ▶

D 1. Foreign organizations, check here . . . ▶
2. Foreign organizations meeting the 85% test, check here and attach computation . . . ▶

E If private foundation status was terminated under section 507(b)(1)(A), check here . . . ▶

F If the foundation is in a 60-month termination under section 507(b)(1)(B), check here . . . ▶

G Check all that apply: Initial return Initial return of a former public charity
 Final return Amended return
 Address change Name change


H Check type of organization: Section 501(c)(3) exempt private foundation
 Section 4947(a)(1) nonexempt charitable trust Other taxable private foundation

I Fair market value of all assets at end of year (from Part II, col. (c), line 16) ▶ \$ **189786**

J Accounting method: Cash Accrual
 Other (specify) (Part I, column (d) must be on cash basis.)

SCANNED JUL 07 2014

Part I Analysis of Revenue and Expenses (The total of amounts in columns (b), (c), and (d) may not necessarily equal the amounts in column (a) (see instructions))		(a) Revenue and expenses per books	(b) Net investment income	(c) Adjusted net income	(d) Disbursements for charitable purposes (cash basis only)
Revenue	1 Contributions, gifts, grants, etc., received (attach schedule)				
	2 Check <input type="checkbox"/> if the foundation is not required to attach Sch. B				
	3 Interest on savings and temporary cash investments	6	6	6	
	4 Dividends and interest from securities	2479	2479	2479	
	5a Gross rents				
	b Net rental income or (loss)				
	6a Net gain or (loss) from sale of assets not on line 10				
	b Gross sales price for all assets on line 6a				
	7 Capital gain net income (from Part IV, line 2)		4922		
	8 Net short-term capital gain				
	9 Income modifications				
	10a Gross sales less returns and allowances				
b Less: Cost of goods sold					
c Gross profit or (loss) (attach schedule)					
11 Other income (attach schedule)					
12 Total. Add lines 1 through 11	2485	7407	2485		
Operating and Administrative Expenses	13 Compensation of officers, directors, trustees, etc.				
	14 Other employee salaries and wages				
	15 Pension plans, employee benefits				
	16a Legal fees (attach schedule)				
	b Accounting fees (attach schedule)	450	450	450	
	c Other professional fees (attach schedule)				
	17 Interest				
	18 Taxes (attach schedule) (see instructions)				
	19 Depreciation (attach schedule) and depletion				
	20 Occupancy				
	21 Travel, conferences, and meetings				
	22 Printing and publications	9	9	9	9
	23 Other expenses (attach schedule)				
	24 Total operating and administrative expenses. Add lines 13 through 23	459	459	459	459
25 Contributions, gifts, grants paid	1300				
26 Total expenses and disbursements. Add lines 24 and 25	1759	459	459	1759	
27 Subtract line 26 from line 12:					
a Excess of revenue over expenses and disbursements	-0-				
b Net investment income (if negative, enter -0-)		6948			
c Adjusted net income (if negative, enter -0-)			2026		



914 13

Part II Balance Sheets		Attached schedules and amounts in the description column should be for end-of-year amounts only. (See instructions.)		
		Beginning of year (a) Book Value	End of year (b) Book Value (c) Fair Market Value	
Assets	1 Cash—non-interest-bearing	53344	83123	83123
	2 Savings and temporary cash investments			
	3 Accounts receivable ▶ Less: allowance for doubtful accounts ▶			
	4 Pledges receivable ▶ Less: allowance for doubtful accounts ▶			
	5 Grants receivable			
	6 Receivables due from officers, directors, trustees, and other disqualified persons (attach schedule) (see instructions)			
	7 Other notes and loans receivable (attach schedule) ▶ Less: allowance for doubtful accounts ▶			
	8 Inventories for sale or use			
	9 Prepaid expenses and deferred charges			
	10a Investments—U.S. and state government obligations (attach schedule)			
	b Investments—corporate stock (attach schedule)	109620	84363	106663
	c Investments—corporate bonds (attach schedule)			
	11 Investments—land, buildings, and equipment basis ▶ Less: accumulated depreciation (attach schedule) ▶			
	12 Investments—mortgage loans			
	13 Investments—other (attach schedule)			
	14 Land, buildings, and equipment: basis ▶ Less: accumulated depreciation (attach schedule) ▶			
15 Other assets (describe ▶)				
16 Total assets (to be completed by all filers—see the instructions. Also, see page 1, item I)	162964	167486	189786	
Liabilities	17 Accounts payable and accrued expenses			
	18 Grants payable			
	19 Deferred revenue			
	20 Loans from officers, directors, trustees, and other disqualified persons			
	21 Mortgages and other notes payable (attach schedule)			
	22 Other liabilities (describe ▶)			
	23 Total liabilities (add lines 17 through 22)			
Net Assets or Fund Balances	Foundations that follow SFAS 117, check here ▶ <input type="checkbox"/> and complete lines 24 through 26 and lines 30 and 31.			
	24 Unrestricted			
	25 Temporarily restricted			
	26 Permanently restricted			
	Foundations that do not follow SFAS 117, check here ▶ <input type="checkbox"/> and complete lines 27 through 31.			
	27 Capital stock, trust principal, or current funds	162964	167486	
	28 Paid-in or capital surplus, or land, bldg., and equipment fund			
	29 Retained earnings, accumulated income, endowment, or other funds			
30 Total net assets or fund balances (see instructions)	162964	167486		
31 Total liabilities and net assets/fund balances (see instructions)	162964	167486		

Part III Analysis of Changes in Net Assets or Fund Balances		
1 Total net assets or fund balances at beginning of year—Part II, column (a), line 30 (must agree with end-of-year figure reported on prior year's return)	1	162964
2 Enter amount from Part I, line 27a	2	726
3 Other increases not included in line 2 (itemize) ▶	3	3796
4 Add lines 1, 2, and 3	4	167486
5 Decreases not included in line 2 (itemize) ▶	5	-0-
6 Total net assets or fund balances at end of year (line 4 minus line 5)—Part II, column (b), line 30	6	167486

Part IV Capital Gains and Losses for Tax on Investment Income

(a) List and describe the kind(s) of property sold (e.g., real estate, 2-story brick warehouse; or common stock, 200 shs. MLC Co.)		(b) How acquired P—Purchase D—Donation	(c) Date acquired (mo., day, yr.)	(d) Date sold (mo., day, yr.)
1a SEE ATTACHED				
b				
c				
d				
e				
(e) Gross sales price	(f) Depreciation allowed (or allowable)	(g) Cost or other basis plus expense of sale	(h) Gain or (loss) (e) plus (f) minus (g)	
a				
b				
c				
d				
e				
Complete only for assets showing gain in column (h) and owned by the foundation on 12/31/69				(l) Gains (Col (h) gain minus col (k), but not less than -0-) or Losses (from col. (h))
(i) F.M.V. as of 12/31/69	(j) Adjusted basis as of 12/31/69	(k) Excess of col (i) over col (j), if any		
a				
b				
c				
d				
e				
2 Capital gain net income or (net capital loss) { If gain, also enter in Part I, line 7 If (loss), enter -0- in Part I, line 7 }				2 4922
3 Net short-term capital gain or (loss) as defined in sections 1222(5) and (6): If gain, also enter in Part I, line 8, column (c) (see instructions). If (loss), enter -0- in Part I, line 8				3

Part V Qualification Under Section 4940(e) for Reduced Tax on Net Investment Income

(For optional use by domestic private foundations subject to the section 4940(a) tax on net investment income.)

If section 4940(d)(2) applies, leave this part blank.

Was the foundation liable for the section 4942 tax on the distributable amount of any year in the base period? Yes No
If "Yes," the foundation does not qualify under section 4940(e). Do not complete this part.

1 Enter the appropriate amount in each column for each year; see the instructions before making any entries.

(a) Base period years Calendar year (or tax year beginning in)	(b) Adjusted qualifying distributions	(c) Net value of noncharitable-use assets	(d) Distribution ratio (col (b) divided by col (c))
2012	9348	167424	0558
2011	11805	171260	0500
2010	17809	206774	0900
2009	14033	185224	.07576
2008	13560	223447	05468

2 Total of line 1, column (d)	2	32624
3 Average distribution ratio for the 5-year base period—divide the total on line 2 by 5, or by the number of years the foundation has been in existence if less than 5 years	3	.065248
4 Enter the net value of noncharitable-use assets for 2013 from Part X, line 5	4	182932
5 Multiply line 4 by line 3	5	11936
6 Enter 1% of net investment income (1% of Part I, line 27b)	6	69
7 Add lines 5 and 6	7	12005
8 Enter qualifying distributions from Part XII, line 4 If line 8 is equal to or greater than line 7, check the box in Part VI, line 1b, and complete that part using a 1% tax rate. See the Part VI instructions.	8	1759

Part VI Excise Tax Based on Investment Income (Section 4940(a), 4940(b), 4940(e), or 4948 — see instructions)

1a	Exempt operating foundations described in section 4940(d)(2), check here <input type="checkbox"/> and enter "N/A" on line 1. Date of ruling or determination letter: (attach copy of letter if necessary—see instructions)			
b	Domestic foundations that meet the section 4940(e) requirements in Part V, check here <input type="checkbox"/> and enter 1% of Part I, line 27b	1		139
c	All other domestic foundations enter 2% of line 27b. Exempt foreign organizations enter 4% of Part I, line 12, col. (b).			
2	Tax under section 511 (domestic section 4947(a)(1) trusts and taxable foundations only. Others enter -0-)	2		139
3	Add lines 1 and 2	3		
4	Subtitle A (income) tax (domestic section 4947(a)(1) trusts and taxable foundations only. Others enter -0-)	4		
5	Tax based on investment income. Subtract line 4 from line 3. If zero or less, enter -0-	5		139
6	Credits/Payments:			
a	2013 estimated tax payments and 2012 overpayment credited to 2013	6a		
b	Exempt foreign organizations—tax withheld at source	6b		
c	Tax paid with application for extension of time to file (Form 8868)	6c	75	
d	Backup withholding erroneously withheld	6d		
7	Total credits and payments. Add lines 6a through 6d	7		75
8	Enter any penalty for underpayment of estimated tax. Check here <input type="checkbox"/> if Form 2220 is attached	8		14
9	Tax due. If the total of lines 5 and 8 is more than line 7, enter amount owed	9		78
10	Overpayment. If line 7 is more than the total of lines 5 and 8, enter the amount overpaid	10		
11	Enter the amount of line 10 to be: Credited to 2014 estimated tax <input type="checkbox"/> Refunded <input type="checkbox"/>	11		

Part VII-A Statements Regarding Activities

	Yes	No
1a During the tax year, did the foundation attempt to influence any national, state, or local legislation or did it participate or intervene in any political campaign?		✓
1b Did it spend more than \$100 during the year (either directly or indirectly) for political purposes (see Instructions for the definition)?		✓
<i>If the answer is "Yes" to 1a or 1b, attach a detailed description of the activities and copies of any materials published or distributed by the foundation in connection with the activities.</i>		
1c Did the foundation file Form 1120-POL for this year?		✓
d Enter the amount (if any) of tax on political expenditures (section 4955) imposed during the year: (1) On the foundation. ▶ \$ _____ (2) On foundation managers. ▶ \$ _____		
e Enter the reimbursement (if any) paid by the foundation during the year for political expenditure tax imposed on foundation managers. ▶ \$ _____		
2 Has the foundation engaged in any activities that have not previously been reported to the IRS? <i>If "Yes," attach a detailed description of the activities.</i>		✓
3 Has the foundation made any changes, not previously reported to the IRS, in its governing instrument, articles of incorporation, or bylaws, or other similar instruments? <i>If "Yes," attach a conformed copy of the changes</i>		✓
4a Did the foundation have unrelated business gross income of \$1,000 or more during the year?		✓
4b If "Yes," has it filed a tax return on Form 990-T for this year?		✓
5 Was there a liquidation, termination, dissolution, or substantial contraction during the year? <i>If "Yes," attach the statement required by General Instruction T.</i>		✓
6 Are the requirements of section 508(e) (relating to sections 4941 through 4945) satisfied either: • By language in the governing instrument, or • By state legislation that effectively amends the governing instrument so that no mandatory directions that conflict with the state law remain in the governing instrument?	✓	
7 Did the foundation have at least \$5,000 in assets at any time during the year? <i>If "Yes," complete Part II, col. (c), and Part XV</i>	✓	
8a Enter the states to which the foundation reports or with which it is registered (see instructions) ▶		
b If the answer is "Yes" to line 7, has the foundation furnished a copy of Form 990-PF to the Attorney General (or designate) of each state as required by <i>General Instruction G</i> ? <i>If "No," attach explanation</i>	✓	
9 Is the foundation claiming status as a private operating foundation within the meaning of section 4942(j)(3) or 4942(j)(5) for calendar year 2013 or the taxable year beginning in 2013 (see instructions for Part XIV)? <i>If "Yes," complete Part XIV</i>		✓
10 Did any persons become substantial contributors during the tax year? <i>If "Yes," attach a schedule listing their names and addresses</i>		✓

Part VII-A Statements Regarding Activities (continued)

11	At any time during the year, did the foundation, directly or indirectly, own a controlled entity within the meaning of section 512(b)(13)? If "Yes," attach schedule (see instructions)	11		✓
12	Did the foundation make a distribution to a donor advised fund over which the foundation or a disqualified person had advisory privileges? If "Yes," attach statement (see instructions)	12		✓
13	Did the foundation comply with the public inspection requirements for its annual returns and exemption application? Website address ▶ N/A	13		✓
14	The books are in care of ▶ JOE DICK Telephone no. ▶ 601-622-3707 Located at ▶ 413 MEADOWCREST CIRCLE FRANKLIN TN ZIP+4 ▶ 37064			
15	Section 4947(a)(1) nonexempt charitable trusts filing Form 990-PF in lieu of Form 1041—Check here. ▶ <input type="checkbox"/> and enter the amount of tax-exempt interest received or accrued during the year ▶ 15	15		
16	At any time during calendar year 2013, did the foundation have an interest in or a signature or other authority over a bank, securities, or other financial account in a foreign country? See the instructions for exceptions and filing requirements for Form TD F 90-22.1. If "Yes," enter the name of the foreign country ▶	16	Yes	No ✓

Part VII-B Statements Regarding Activities for Which Form 4720 May Be Required

File Form 4720 if any item is checked in the "Yes" column, unless an exception applies.		Yes	No
1a	During the year did the foundation (either directly or indirectly):		
(1)	Engage in the sale or exchange, or leasing of property with a disqualified person? <input type="checkbox"/> Yes <input checked="" type="checkbox"/> No		
(2)	Borrow money from, lend money to, or otherwise extend credit to (or accept it from) a disqualified person? <input type="checkbox"/> Yes <input checked="" type="checkbox"/> No		
(3)	Furnish goods, services, or facilities to (or accept them from) a disqualified person? <input type="checkbox"/> Yes <input checked="" type="checkbox"/> No		
(4)	Pay compensation to, or pay or reimburse the expenses of, a disqualified person? <input type="checkbox"/> Yes <input checked="" type="checkbox"/> No		
(5)	Transfer any income or assets to a disqualified person (or make any of either available for the benefit or use of a disqualified person)? <input type="checkbox"/> Yes <input checked="" type="checkbox"/> No		
(6)	Agree to pay money or property to a government official? (Exception. Check "No" if the foundation agreed to make a grant to or to employ the official for a period after termination of government service, if terminating within 90 days.) <input type="checkbox"/> Yes <input type="checkbox"/> No		
b	If any answer is "Yes" to 1a(1)–(6), did any of the acts fail to qualify under the exceptions described in Regulations section 53.4941(d)-3 or in a current notice regarding disaster assistance (see instructions)? Organizations relying on a current notice regarding disaster assistance check here ▶ <input type="checkbox"/>	1b	
c	Did the foundation engage in a prior year in any of the acts described in 1a, other than excepted acts, that were not corrected before the first day of the tax year beginning in 2013?	1c	✓
2	Taxes on failure to distribute income (section 4942) (does not apply for years the foundation was a private operating foundation defined in section 4942(j)(3) or 4942(j)(5)):		
a	At the end of tax year 2013, did the foundation have any undistributed income (lines 6d and 6e, Part XIII) for tax year(s) beginning before 2013? <input type="checkbox"/> Yes <input type="checkbox"/> No If "Yes," list the years ▶ 20 , 20 , 20 , 20		
b	Are there any years listed in 2a for which the foundation is not applying the provisions of section 4942(a)(2) (relating to incorrect valuation of assets) to the year's undistributed income? (If applying section 4942(a)(2) to all years listed, answer "No" and attach statement—see instructions.)	2b	✓
c	If the provisions of section 4942(a)(2) are being applied to any of the years listed in 2a, list the years here. ▶ 20 , 20 , 20 , 20		
3a	Did the foundation hold more than a 2% direct or indirect interest in any business enterprise at any time during the year? <input type="checkbox"/> Yes <input type="checkbox"/> No		
b	If "Yes," did it have excess business holdings in 2013 as a result of (1) any purchase by the foundation or disqualified persons after May 26, 1969; (2) the lapse of the 5-year period (or longer period approved by the Commissioner under section 4943(c)(7)) to dispose of holdings acquired by gift or bequest; or (3) the lapse of the 10-, 15-, or 20-year first phase holding period? (<i>Use Schedule C, Form 4720, to determine if the foundation had excess business holdings in 2013.</i>)	3b	✓
4a	Did the foundation invest during the year any amount in a manner that would jeopardize its charitable purposes?	4a	✓
b	Did the foundation make any investment in a prior year (but after December 31, 1969) that could jeopardize its charitable purpose that had not been removed from jeopardy before the first day of the tax year beginning in 2013?	4b	✓

Part VII-B Statements Regarding Activities for Which Form 4720 May Be Required (continued)

5a During the year did the foundation pay or incur any amount to:

(1) Carry on propaganda, or otherwise attempt to influence legislation (section 4945(e))? Yes No

(2) Influence the outcome of any specific public election (see section 4955); or to carry on, directly or indirectly, any voter registration drive? Yes No

(3) Provide a grant to an individual for travel, study, or other similar purposes? Yes No

(4) Provide a grant to an organization other than a charitable, etc., organization described in section 509(a)(1), (2), or (3), or section 4940(d)(2)? (see instructions) Yes No

(5) Provide for any purpose other than religious, charitable, scientific, literary, or educational purposes, or for the prevention of cruelty to children or animals? Yes No

b If any answer is "Yes" to 5a(1)–(5), did any of the transactions fail to qualify under the exceptions described in Regulations section 53.4945 or in a current notice regarding disaster assistance (see instructions)? Yes No

Organizations relying on a current notice regarding disaster assistance check here

c If the answer is "Yes" to question 5a(4), does the foundation claim exemption from the tax because it maintained expenditure responsibility for the grant? Yes No

If "Yes," attach the statement required by Regulations section 53.4945–5(d).

6a Did the foundation, during the year, receive any funds, directly or indirectly, to pay premiums on a personal benefit contract? Yes No

b Did the foundation, during the year, pay premiums, directly or indirectly, on a personal benefit contract? Yes No

If "Yes" to 6b, file Form 8870.

7a At any time during the tax year, was the foundation a party to a prohibited tax shelter transaction? Yes No

b If "Yes," did the foundation receive any proceeds or have any net income attributable to the transaction? Yes No

Part VIII Information About Officers, Directors, Trustees, Foundation Managers, Highly Paid Employees, and Contractors

1 List all officers, directors, trustees, foundation managers and their compensation (see instructions).

(a) Name and address	(b) Title, and average hours per week devoted to position	(c) Compensation (If not paid, enter -0-)	(d) Contributions to employee benefit plans and deferred compensation	(e) Expense account, other allowances
JOHN MCDOWELL, 110 31ST AVE N, #204 NASHVILLE TN 37203	TRUSTEE AS REQUIRED	0	0	0
CURTIS AND AMNADA MCDOWELL 110 31ST AVE N, #204, NASHVILLE TN 37203	TRUSTEE AS REQUIRED	0	0	0
RICHARD DICKERSON NASHVILLE TN	TRUSTEE AS REQUIRED	0	0	0
JOE DICK, 413 MEADOWCREST CIRCLE FRANKLIN TN 37064	TRUSTEE AS REQUIRED	0	0	0

2 Compensation of five highest-paid employees (other than those included on line 1—see instructions). If none, enter "NONE."

(a) Name and address of each employee paid more than \$50,000	(b) Title, and average hours per week devoted to position	(c) Compensation	(d) Contributions to employee benefit plans and deferred compensation	(e) Expense account, other allowances
N/A				

Total number of other employees paid over \$50,000

Part VIII Information About Officers, Directors, Trustees, Foundation Managers, Highly Paid Employees, and Contractors (continued)

3 Five highest-paid independent contractors for professional services (see instructions). If none, enter "NONE."

(a) Name and address of each person paid more than \$50,000	(b) Type of service	(c) Compensation
N/A		

Total number of others receiving over \$50,000 for professional services ▶

Part IX-A Summary of Direct Charitable Activities

List the foundation's four largest direct charitable activities during the tax year. Include relevant statistical information such as the number of organizations and other beneficiaries served, conferences convened, research papers produced, etc.	Expenses
1 N/A	
2	
3	
4	

Part IX-B Summary of Program-Related Investments (see instructions)

Describe the two largest program-related investments made by the foundation during the tax year on lines 1 and 2	Amount
1 NONE	
2	
3 All other program-related investments See instructions	

Total. Add lines 1 through 3 ▶

Part X Minimum Investment Return (All domestic foundations must complete this part. Foreign foundations, see instructions.)

1	Fair market value of assets not used (or held for use) directly in carrying out charitable, etc., purposes:		
a	Average monthly fair market value of securities	1a	182932
b	Average of monthly cash balances	1b	
c	Fair market value of all other assets (see instructions)	1c	
d	Total (add lines 1a, b, and c)	1d	182932
e	Reduction claimed for blockage or other factors reported on lines 1a and 1c (attach detailed explanation)	1e	
2	Acquisition indebtedness applicable to line 1 assets	2	
3	Subtract line 2 from line 1d	3	182932
4	Cash deemed held for charitable activities. Enter 1 1/2 % of line 3 (for greater amount, see instructions)	4	
5	Net value of noncharitable-use assets. Subtract line 4 from line 3. Enter here and on Part V, line 4	5	182932
6	Minimum investment return. Enter 5% of line 5	6	9147

Part XI Distributable Amount (see instructions) (Section 4942(j)(3) and (j)(5) private operating foundations and certain foreign organizations check here and do not complete this part.)

1	Minimum investment return from Part X, line 6	1	9147
2a	Tax on investment income for 2013 from Part VI, line 5	2a	139
b	Income tax for 2013. (This does not include the tax from Part VI.)	2b	
c	Add lines 2a and 2b	2c	139
3	Distributable amount before adjustments. Subtract line 2c from line 1	3	9008
4	Recoveries of amounts treated as qualifying distributions	4	
5	Add lines 3 and 4	5	9008
6	Deduction from distributable amount (see instructions)	6	
7	Distributable amount as adjusted. Subtract line 6 from line 5. Enter here and on Part XIII, line 1	7	9008

Part XII Qualifying Distributions (see instructions)

1	Amounts paid (including administrative expenses) to accomplish charitable, etc., purposes:		
a	Expenses, contributions, gifts, etc.—total from Part I, column (d), line 26	1a	1759
b	Program-related investments—total from Part IX-B	1b	
2	Amounts paid to acquire assets used (or held for use) directly in carrying out charitable, etc., purposes	2	
3	Amounts set aside for specific charitable projects that satisfy the:		
a	Suitability test (prior IRS approval required)	3a	
b	Cash distribution test (attach the required schedule)	3b	
4	Qualifying distributions. Add lines 1a through 3b. Enter here and on Part V, line 8, and Part XIII, line 4	4	1759
5	Foundations that qualify under section 4940(e) for the reduced rate of tax on net investment income. Enter 1% of Part I, line 27b (see instructions)	5	
6	Adjusted qualifying distributions. Subtract line 5 from line 4	6	1759

Note. The amount on line 6 will be used in Part V, column (b), in subsequent years when calculating whether the foundation qualifies for the section 4940(e) reduction of tax in those years.

Part XIII Undistributed Income (see instructions)

	(a) Corpus	(b) Years prior to 2012	(c) 2012	(d) 2013
1 Distributable amount for 2013 from Part XI, line 7				9008
2 Undistributed income, if any, as of the end of 2013:				
a Enter amount for 2012 only				
b Total for prior years: 20____, 20____, 20____				
3 Excess distributions carryover, if any, to 2013:				
a From 2008	3628			
b From 2009	4772			
c From 2010	7470			
d From 2011	3275			
e From 2012	1070			
f Total of lines 3a through e	20215			
4 Qualifying distributions for 2013 from Part XII, line 4: ▶ \$ _____ 1759				
a Applied to 2012, but not more than line 2a				
b Applied to undistributed income of prior years (Election required—see instructions)				
c Treated as distributions out of corpus (Election required—see instructions)				
d Applied to 2013 distributable amount				9008
e Remaining amount distributed out of corpus				
5 Excess distributions carryover applied to 2013 (If an amount appears in column (d), the same amount must be shown in column (a).)				
6 Enter the net total of each column as indicated below:				
a Corpus. Add lines 3f, 4c, and 4e. Subtract line 5	20215			
b Prior years' undistributed income. Subtract line 4b from line 2b				
c Enter the amount of prior years' undistributed income for which a notice of deficiency has been issued, or on which the section 4942(a) tax has been previously assessed				
d Subtract line 6c from line 6b. Taxable amount—see instructions				
e Undistributed income for 2012. Subtract line 4a from line 2a. Taxable amount—see instructions				
f Undistributed income for 2013. Subtract lines 4d and 5 from line 1. This amount must be distributed in 2014				-0-
7 Amounts treated as distributions out of corpus to satisfy requirements imposed by section 170(b)(1)(F) or 4942(g)(3) (see instructions)				
8 Excess distributions carryover from 2008 not applied on line 5 or line 7 (see instructions)				
9 Excess distributions carryover to 2014. Subtract lines 7 and 8 from line 6a	20215			
10 Analysis of line 9:				
a Excess from 2009	4772			
b Excess from 2010	7470			
c Excess from 2011	3275			
d Excess from 2012	1070			
e Excess from 2013	-0-			

Part XIV Private Operating Foundations (see instructions and Part VII-A, question 9)

- 1a If the foundation has received a ruling or determination letter that it is a private operating foundation, and the ruling is effective for 2013, enter the date of the ruling ▶
- b Check box to indicate whether the foundation is a private operating foundation described in section 4942(j)(3) or 4942(j)(5)

	Tax year				(e) Total
	(a) 2013	(b) 2012	(c) 2011	(d) 2010	
2a Enter the lesser of the adjusted net income from Part I or the minimum investment return from Part X for each year listed					
b 85% of line 2a					
c Qualifying distributions from Part XII, line 4 for each year listed	N/A				
d Amounts included in line 2c not used directly for active conduct of exempt activities					
e Qualifying distributions made directly for active conduct of exempt activities. Subtract line 2d from line 2c					
3 Complete 3a, b, or c for the alternative test relied upon:					
a "Assets" alternative test—enter:					
(1) Value of all assets					
(2) Value of assets qualifying under section 4942(j)(3)(B)(i)					
b "Endowment" alternative test—enter 2/3 of minimum investment return shown in Part X, line 6 for each year listed					
c "Support" alternative test—enter:					
(1) Total support other than gross investment income (interest, dividends, rents, payments on securities loans (section 512(a)(5)), or royalties)					
(2) Support from general public and 5 or more exempt organizations as provided in section 4942(j)(3)(B)(ii)					
(3) Largest amount of support from an exempt organization					
(4) Gross investment income					

Part XV Supplementary Information (Complete this part only if the foundation had \$5,000 or more in assets at any time during the year—see instructions.)

- 1 **Information Regarding Foundation Managers:**
 - a List any managers of the foundation who have contributed more than 2% of the total contributions received by the foundation before the close of any tax year (but only if they have contributed more than \$5,000). (See section 507(d)(2).)

JOHN MCDOWELL

- b List any managers of the foundation who own 10% or more of the stock of a corporation (or an equally large portion of the ownership of a partnership or other entity) of which the foundation has a 10% or greater interest.

NONE

- 2 **Information Regarding Contribution, Grant, Gift, Loan, Scholarship, etc., Programs:**

Check here if the foundation only makes contributions to preselected charitable organizations and does not accept unsolicited requests for funds. If the foundation makes gifts, grants, etc. (see instructions) to individuals or organizations under other conditions, complete items 2a, b, c, and d.

a The name, address, and telephone number or e-mail address of the person to whom applications should be addressed:
JOHN MCDOWELL, 110 31ST AVE N, NASHVILLE, TN 37203

b The form in which applications should be submitted and information and materials they should include.
WRITTEN FORM-STATE EXACT USE OF FUNDS

c Any submission deadlines:
NONE

d Any restrictions or limitations on awards, such as by geographical areas, charitable fields, kinds of institutions, or other factors:

EDUCATION AND HUMANITARIAN FOR PREDOMONANTLY URBAN AREAS, MAINLY IN MIDDLE TN AND PA

Part XV Supplementary Information (continued)

3 Grants and Contributions Paid During the Year or Approved for Future Payment

Recipient Name and address (home or business)	If recipient is an individual, show any relationship to any foundation manager or substantial contributor	Foundation status of recipient	Purpose of grant or contribution	Amount
<p>a Paid during the year</p> <p>NASHVILLE RESCUE MISSION 639 LAFEYETTE STREET Nashville TN 37203</p> <p>NATIONS UNIVERSITY 650 POYDRAS ST., STE 1400 New Orleans, LA 70130</p> <p>UNIVERSITY OF PENN 3451 WALNUT STREET Philadelphia, PA 19104-6205</p>			<p>HUMANITARIAN</p> <p>EDUCATION</p> <p>EDUCATION</p>	<p>500</p> <p>300</p> <p>500</p>
Total ▶				3a 1300
<p>b Approved for future payment</p> <p>N/A</p>				
Total ▶				3b

2013

The Christ Foundation Values

	<u>#7938</u>
Jan	180927.00
Feb	178300.00
March	175810.00
April	177235.00
May	178171.00
June	174809.00
July	184085.00
August	182211.00
September	190135.00
October	191775.00
November	191795.00
December	<u>189932.00</u>

\$ 2,195,185.00

Monthly Average \$ 182,932

Charles SCHWAB

Schwab One® Account of
THE CHRIST FOUNDATION

Account Number
[REDACTED]

Statement Period

December 1-31, 2013

© 2008 Charles Schwab & Co., Inc. All rights reserved. Member SIPC (0004-12863, 2002-240) STP25264R1-01

Cut paper clutter. Switch to eStatements at www.schwab.com/paperless or call us today to learn more about how to receive statements only when your account has activity. Also visit www.schwab.com/premiumstatement to explore the features and benefits of this statement.

Your Consultant

Steven Brakman
VP - Financial Consultant
tel: 1(615)771-1721
email: Steven.Brakman@schwab.com

Customer Service and Account Information

Customer Service and Trading:
Call your Schwab Representative
1 (800) 435-9050

Schwab by Phone™

Automated Services:
1 (800) 435-8804

TeleBroker®:

1 (800) 272-4922

Visit Our Web Site:

schwab.com

Cost Basis Updates:

To provide updates for incomplete cost basis information, please visit schwab.com/gainloss

Market Monitor

Rates	Yield
Value Adv Money Fd SWVXX	0.01%
Sch Investor Money Fund	0.01%

Indices	Year To Date Change
Dow Jones Industrial Average	26.50%
Standard & Poor's 500 Index®	29.60%
Schwab 1000 Index®	30.39%
NASDAQ Composite Index	38.32%

THE CHRIST FOUNDATION
1 BURTON HILLS BLVD STE 100
NASHVILLE TN 37215-6104

Terms and Conditions

GENERAL INFORMATION AND KEY TERMS:

All references to "Schwab" in this document refer to the broker-dealer Charles Schwab & Co., Inc. Unless otherwise defined herein, capitalized terms have the same meanings as in your Account Agreement. If you receive any other communication from any source other than Schwab which purports to represent your holdings at Schwab (including balances held at a Depository Institution) you should verify its content with this statement. Securities, products, and services are not available in all countries and are subject to country specific restrictions.

AIP (Automatic Investment Plan) Customers: Schwab receives remuneration in connection with certain transactions effected through Schwab. If you participate in a systematic investment program through Schwab, the additional information normally detailed on a trade confirmation will be provided upon request.

Average Daily Balance. Average daily composite of all cash balances that earn interest and all loans from Schwab that are charged interest.

Bank Sweep Feature: Schwab acts as your agent and custodian in establishing and maintaining your Bank Sweep feature as a Schwab Cash Feature for your brokerage account. Deposit accounts held through the Bank Sweep feature constitute direct obligations of Charles Schwab Bank and are not obligations of Schwab. Deposit accounts are insured by the FDIC within applicable limits. The balance in the bank deposit accounts can be withdrawn on your order and the proceeds returned to your securities account or remitted to you as provided in your Account Agreement. For information on FDIC insurance and its limits, as well as other important disclosures about the Bank Sweep feature, please refer to the Cash Features Disclosure Statement available online or from a Schwab representative.

Insured Bank Network ("Bank Network") Feature: Schwab acts as your agent and custodian in establishing and maintaining your Insured Bank Network feature as a Schwab Cash Feature for your brokerage account. Deposit accounts held through the Insured Bank Network feature constitute direct obligations of a participating Depository Institution and are not obligations of Schwab. Insured Bank Network deposit accounts are insured by the FDIC within applicable limits. The balance in the bank deposit accounts can be withdrawn on your order and the proceeds returned to your securities account or remitted to you as provided in your Account Agreement. For information on FDIC insurance and its limits, as well as other important disclosures about the Insured Bank Network feature, please refer to the Cash Features Disclosure Statement available online or from a Schwab representative.

Cash: Any Free Credit Balance owed by us to you payable upon demand and cash, although accounted for on our books of record, is not segregated and may be used in the conduct of this firm's business.

Dividend Reinvestment Customers. Dividend reinvestment transactions were effected by Schwab acting as a principal for its own account, except for the reinvestment of Schwab dividends, for which an independent broker-dealer acted as the buying agent. The time of these transactions, the exchange upon which these transactions occurred and the name of the person from whom the security was purchased will be furnished upon written request.

Estimated Annual Income. Derived from information provided by outside parties. Schwab cannot guarantee the accuracy of such information. Since the interest and dividends are subject to change at any time, they should not be relied upon exclusively for making investment decisions.

Fees and Charges: For those fees described in the statement as "Fee to Advisor," as authorized by you, Schwab debited your Account to pay the fees as instructed by your Advisor. It is your responsibility, and not Schwab's, to verify the accuracy of the fees. Margin interest charged to your Account during the statement period is included in this section of the statement interest. For the Schwab One Interest feature, the Bank Sweep feature, and the Insured Bank Network feature, interest is paid for a period that differs from the Statement Period. Balances include interest paid as indicated on your statement by Schwab, Charles Schwab Bank, or a Depository Institution participating in the Insured Bank Network. These balances do not include interest that may have accrued during the Statement Period after interest is paid. The interest paid may include interest that accrued in the prior Statement Period.

For the Schwab One Interest feature, interest accrues daily from the second-to-last business day of the prior month and is posted on the second-to-last business day of the current month. For the Bank Sweep feature, interest accrues daily from the 16th day of the prior month and is credited/posted on the first business day after the 15th of the current month. For the Insured Bank Network feature, interest accrues daily from the 16th of the prior month and is generally credited/posted on the 15th of the current month. If the 15th of the month falls on a non-business day, the interest amount payable through the 15th of the month is generally paid on the last business day prior to the 15th. However, there may be certain events that trigger the posting of interest earlier in the interest period. Events that could trigger an earlier interest posting include the closure of your deposit account at a Depository Institution or the rebalancing of funds between your MMDA and transaction account at a Depository Institution. These events are referred to as "Mid-Cycle Interest" on your account statement. The interest period for Mid-Cycle Interest payments will be from the 16th of the prior month, or the date the account(s) were established if after the 16th of the prior month, until the date posted on your account statement. For more information, about Mid-Cycle Interest payments please refer to your Cash Features Disclosure Statement.

If, on any given day, the interest that Schwab calculates for the Free Credit Balances in the Schwab One Interest feature in your brokerage account is less than \$ 005, you will not accrue any interest on that day. For balances held at Charles Schwab Bank in the Bank Sweep feature, or at a Depository Institution participating in the Insured Bank Network, interest will accrue even if the amount is less than \$ 005.

Latest Price/Price (Investment Detail Section Only): The most recent price evaluation available on the last business day of the statement period, normally the last trade price or bid. Unpriced securities denote that no market evaluation update is currently available. Price evaluations are obtained from outside parties. Schwab shall have no responsibility for the accuracy or timeliness of any such valuations. Pricing of assets not held at Schwab is for informational purposes only. Some securities, especially thinly traded equities in the OTC market or foreign markets, may not report the most current price and are indicated as *Stale Priced*. For Limited Partnerships and Real Estate Investment Trust (REIT) securities, you may see that the value reflected on your periodic statement for this security is unpriced. NASD rules require that certain Limited Partnerships (direct participation programs) and REIT securities, that have not been priced within 18 months, must show as unpriced on customer statements. Note that these securities are generally illiquid, the value of the securities will be different than its

purchase price, if applicable, that accurate valuation information may not be available.

Margin Account Customers: This is a combined statement of your margin account and special memorandum account maintained for you under Section 220.5 of Regulation T issued by the Board of Governors of the Federal Reserve System. The permanent record of the separate account as required by Regulation T is available for your inspection. Securities purchased on margin are Schwab's collateral for the loan to you. It is important that you fully understand the risks involved in trading securities on margin. These risks include: 1) You can lose more funds than you deposit in the margin account, 2) Schwab can force the sale of securities or other assets in any of your account(s) to maintain the required account equity without contacting you, 3) You are not entitled to choose which assets are liquidated nor are you entitled to an extension of time on a margin call.

4) Schwab can increase its "house" maintenance margin requirements at any time without advance written notice to you.

Non-Publicly Traded Securities: All assets shown on this statement, other than direct investments which may be held by a third party, are held in your Account. Values of certain Non-Publicly Traded Securities may be furnished by a third party as provided in Schwab's Account Agreement.

Schwab shall have no responsibility for the accuracy or timeliness of such valuations. The Securities Investor Protection Corporation (SIPC) does not cover many limited partnership interests.

Option Customers: Be aware of the following: 1) Commissions and other charges related to the execution of option transactions have been included in confirmations of such transactions previously furnished to you and will be made available promptly upon request. 2) You should advise us promptly of any material changes in your investment objectives or financial situation. 3) Exercise assignment notices for the option contracts are allocated among customer short positions by an automated procedure which randomly selects from among all customer short option positions those contracts which are subject to exercise, including positions established on the day of assignment. 4) Realized gain/loss of underlying securities is adjusted to reflect the premiums of assigned or exercised options.

Please consult your tax advisor or IRS publication 590, Investment Income and Expenses, for additional information on Options.

Schwab Sweep Money Funds: Includes the primary money market funds into which Free Credit Balances may be automatically invested pursuant to your Account Agreement. Schwab or an affiliate acts and receives compensation as the Investment Advisor, Transfer Agent, Shareholder Service Agent and Distributor for the Schwab Sweep Money Funds. The amount of such compensation is disclosed in the prospectus. The yield information for Schwab Sweep Money Funds is the current 7-day yield as of the statement period. Yields vary. Schwab and the Schwab Sweep Money Funds investment advisor may be voluntarily reducing a portion of a Schwab Sweep Money Fund's expenses. Without these reductions, yields would have been lower.

The shares of the money market mutual fund can be liquidated on your order and the proceeds returned to your securities account or remitted to you as provided in your Account Agreement and the applicable prospectus.

Securities Products and Services: Securities products and services are offered by Charles Schwab & Co., Inc. Member SIPC. Securities products in brokerage accounts are not guaranteed deposits or obligations of Charles Schwab Bank or a Depository Institution(s) participating in the Insured Bank Network, and are subject to investment risk, are not

Terms and Conditions (continued)

FDIC insured, may lose value, and are not bank guaranteed SIPC does not cover balances held at Charles Schwab Bank in the Bank Sweep feature or at a Depository Institution(s) participating in the Insured Bank Network feature

Short Positions: Securities sold short will be identified through an "S" in Investment Detail. The market value of these securities will be expressed as a debit and be netted against any long positions in Total Account Value

Depository Institution: A Member FDIC depository institution participating in the Insured Bank Network that has entered into a deposit agreement with Schwab, at which interest-bearing deposit accounts are maintained on your behalf

Gain (or Loss): Unrealized Gain or (Loss) and Realized Gain or (Loss) sections ("Gain/Loss Section(s)") contain a gain or a loss summary of your Account. This information has been provided on this statement at the request of your Advisor. This information is not a solicitation or a recommendation to buy or sell. It may, however, be helpful for investment and tax planning strategies. Schwab does not provide tax advice and encourages you to consult with your tax professional. Please view the Cost Basis Disclosure Statement for additional information on how gain (or loss) is calculated and how Schwab reports adjusted cost basis information to the IRS.

Accrued Income: Accrued income is the sum of the total accrued interest and/or accrued dividends on positions held in your Account, but the interest and/or dividends have not been received into your account. Schwab makes no representation that the amounts shown (or any other amount) will be received. Accrued amounts are not covered by SIPC account protection until actually received and held in the Account.

IN CASE OF ERRORS OR DISCREPANCIES: If you find an error or discrepancy relating to your brokerage activity (other than an electronic fund transfer) you must notify us promptly, but no later than 10 days after this statement is sent or made available to you. If this statement shows that we have mailed or delivered security certificate(s) that you have not received, notify Schwab immediately. You may call us at 800-435-4000. (Outside the U.S., call +1-415-667-8400.) Any oral communications should be re-confirmed in writing to further protect your rights, including rights under the Securities Investor Protection Act (SIPA). If you do not so notify us, you agree that the statement activity and Account balance are correct for all purposes with respect to those brokerage transactions.

IN CASE OF COMPLAINTS: If you have a complaint regarding your Schwab statement, products or services, please write to the Client Advocacy Team at Charles Schwab & Co., Inc., Attention: Client Advocacy Team, 211 Main St., San Francisco, CA 94105, USA, or call 800-435-4000. For Clients residing outside of the U.S., call collect +1-415-667-8400

Address Changes: If you fail to notify Schwab in writing of any change of address or phone number, you may not receive important notifications about your Account, and trading or other restrictions might be placed on your Account.

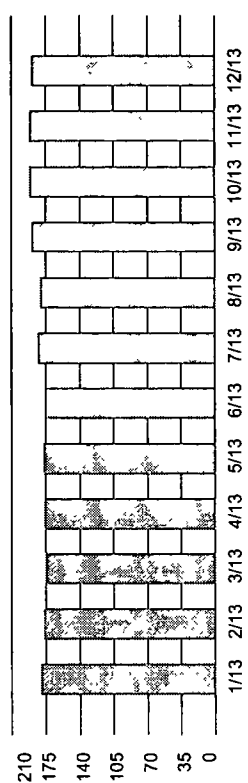
Additional Information: We are required by law to report to the Internal Revenue Service adjusted cost basis information (if applicable), certain payments to you and credits to your Account during the calendar year. Retain this statement for income tax purposes. Schwab or an affiliate acts as the Investment Advisor, Transfer Agent, Shareholder Service Agent and Distributor for the Sweep Funds and as Transaction

Services Agent for the Government Money Fund. Schwab or an affiliate is compensated by the Sweep Funds for acting in each of these capacities other than as Distributor. The amount of such compensation is disclosed in the prospectus. Additional information will be provided upon written request. A financial statement for your inspection is available at Schwab's offices or a copy will be mailed to you upon written request. Any third party trademarks appearing herein are the property of their respective owners
(1113-7022)

Change in Account Value Account Value (\$) Over Last 12 Months [in Thousands]

	This Period	Year to Date
Starting Value	\$ 191,713.39	\$ 177,106.78
Cash Value of Purchases & Sales	0.00	30,789.37
Investments Purchased/Sold	0.00	(30,789.37)
Deposits & Withdrawals	(2,100.00)	(3,173.89)
Dividends & Interest	190.25	2,331.92
Fees & Charges	(5.10)	(169.17)
Transfers	0.00	0.00
Income Reinvested	0.00	0.00
Change in Value of Investments	(12.66)	13,690.24
Ending Value on 12/31/2013	\$ 189,785.88	\$ 189,785.88
Accrued Income ^d	146.54	
Ending Value with Accrued Income^d	\$ 189,932.42	


Total Change in Account Value: \$ (1,927.51) \$ (12,679.10)
 Including Deposits and Withdrawals (10.1)% 7.16%
Including Deposits, Withdrawals, and Accrued Income^d \$ (1,780.97)



Asset Composition

	Market Value	% of Account Assets
Cash	\$ 83,122.58	44%
Equities	94,198.83	50%
Other Assets	12,464.47	7%
Total Assets Long	\$ 189,785.88	
Total Account Value	\$ 189,785.88	100%
Accrued Income ^d	146.54	
Total Value with Accrued Income^d	\$ 189,932.42	

Overview



Gain or (Loss) Summary

Realized Gain or (Loss) This Period	
Short Term	\$0.00
Long Term	\$0.00
Unrealized Gain or (Loss)	
All Investments	\$13,704.70 ¹
Values may not reflect all of your gains/losses	
Account Notes	
• Accrued Dividend is \$146.54	

Schwab has provided accurate gain and loss information wherever possible for most investments. Cost basis data may be incomplete or unavailable for some of your holdings. Please see "Endnotes for Your Account" section for an explanation of the endnote codes and symbols on this statement.

charles SCHWAB

Schwab One® Account of
THE CHRIST FOUNDATION

Account Number [REDACTED]
Statement Period
December 1-31, 2013

	This Period		Year to Date	
	Federally Tax-Exempt	Federally Taxable	Federally Tax-Exempt	Federally Taxable
Schwab One Interest	0.00	0.66	0.00	6.45
Cash Dividends	0.00	189.59	0.00	2,325.47
Total Income	0.00	190.25	0.00	2,331.92

Investment Detail - Cash

	Market Value	% of Account Assets
Cash	83,122.58	44%
Total Cash	83,122.58	44%
Total Cash	83,122.58	44%

Investment Detail - Equities

Equities	Quantity	Market Price	Market Value	Unrealized Gain or (Loss)	Estimated Yield	Estimated Annual Income	Holding Days	Estimated Annual Income	Holding Period
	Units Purchased	Cost Per Share	Cost Basis	Acquired					
BAIDU INC ADR F	75.0000	177.8800	13,341.00	7,515.75	0.00%	0.00			Long-Term
SPONSORED ADR	75.0000	77.6700	5,825.25	7,515.75	1294				Long-Term
1 ADR REPS 10 CL A ORD									
SYMBOL: BIDU									
CAPITALAND LTD ADR F	705.0000	4.7800	3,369.90	(140.05)	2.32%	78.43			Long-Term
SPONSORED ADR	420.0000	N/A	please provide	N/A	1294				Long-Term
1 ADR REPS 2 ORD	285.0000	5.2714	1,502.35	(140.05)	1054				Long-Term
SYMBOL: CLLDY									
Cost Basis			1,502.35						

Schwab has provided accurate gain and loss information wherever possible for most investments. Cost basis data may be incomplete or unavailable for some of your holdings. Please see "Endnotes for Your Account" section for an explanation of the endnote codes and symbols on this statement.

Investment Detail - Equities (continued)

Equities (continued)	Quantity	Market Price	Market Value	% of Account Assets	Unrealized Gain or (Loss)	Estimated Yield	Estimated Annual Income
	Units Purchased	Cost Per Share	Cost Basis	Acquired		Holding Days	Holding Period
CATHAY PAC AIRWAYS ADR F	371.0000	10.5100	3,899.21	2%	599.49	0.36%	14.35
SPONSORED ADR	371.0000	8.8941	3,299.72	09/16/11	599.49	837	Long-Term
1 ADR REP 5 ORD							
SYMBOL: CPCAY							
CHAODA MODERN AGRIC ADR F	232.0000	6.0000	1,392.00	<1%	(1,853.35)	0.00%	0.00
UNSPONSORED	232.0000	13.9885	3,245.35	09/16/11	(1,853.35)	837	Long-Term
1 ADR REPS 50 ORD							
SYMBOL: CMGHY							
CHINA MOBILE LTD ADR F	63.0000	52.2900	3,294.27	2%	69.17	4.18%	137.78
SPONSORED ADR	63.0000	51.1920	3,225.10	09/16/11	69.17	837	Long-Term
1 ADR REPS 5 ORD							
SYMBOL: CHL							
CHINA PETE & CHEM ADR F	44.0000	82.1700	3,615.48	2%	370.93	3.55%	128.35
SPONSORED ADR	44.0000	73.7397	3,244.55	10/15/10	370.93	1173	Long-Term
1 SPONS ADR REP 100H SHS							
SYMBOL: SNP							
CSL LTD ADR F	150.0000	30.7700	4,615.50	2%	N/A ¹	1.73%	80.29
UNSPONSORED ADR	150.0000	N/A	please provide	06/16/10	N/A	1294	Long-Term
1 ADR REPS 0.5 ORD							
SYMBOL: CMXHY							
CTRIP COM INTL LTD ADR F	94.0000	49.6200	4,664.28	2%	N/A ¹	0.00%	0.00
SPONSORED ADR	94.0000	N/A	please provide	06/16/10	N/A	1294	Long-Term
1 ADR REPS 4 ORD							
SYMBOL: CTRP							

Schwab has provided accurate gain and loss information wherever possible for most investments. Cost basis data may be incomplete or unavailable for some of your holdings. Please see "Endnotes for Your Account" section for an explanation of the endnote codes and symbols on this statement.

Investment Detail - Equities (continued)

Equities (continued)	Quantity Units Purchased	Market Price Cost Per Share	Market Value Cost Basis	% of Account Assets Acquired	Unrealized Gain or (Loss)	Estimated Yield	Estimated Annual Income
DBS GROUP HOLDINGS ADR F	50.0000	54.2700	2,713.50	1%	N/A ¹	3.28%	89.07
SPONSORED ADR NEW	50.0000	N/A	please provide	06/16/10	N/A	1294	Long-Term
1 ADR REP 4 ORD							
SYMBOL: DBSDY							
HANWHA SOLARONE CO ADR F	425.0000	2.7700	1,177.25	<1%	(2,545.64)	0.00%	0.00
SPONSORED ADR	100.0000	8.7595	875.95	02/11/11	(598.95)	1054	Long-Term
1 ADR REPS 5 ORD	125.0000	8.7594	1,094.93	02/11/11	(748.68)	1054	Long-Term
SYMBOL: HSOL	200.0000	8.7600	1,752.01	02/11/11	(1,198.01)	1054	Long-Term
Cost Basis			3,722.89				
HOPEWELL HLDGS SPON ADR F	1,200.0000	3.4000	4,080.00	2%	339.05	4.17%	170.25
SPONSORED ADR	1,200.0000	3.1174	3,740.95	02/11/11	339.05	1054	Long-Term
1 ADR REP 1 ORD							
SYMBOL: HOWWY							
INFOSYS LTD SPON ADR F	64.0000	56.6000	3,622.40	2%	739.20	1.63%	59.23
SPONSORED ADR	64.0000	45.0500	2,883.20	06/16/10	739.20	1294	Long-Term
1 ADR REP 1 ORD							
SYMBOL: INFY							
JA SOLAR HLDGS NEW ADR F	96.0000	9.1700	880.32	<1%	(1,430.95) ¹	0.00%	0.00
SPONSORED ADR	48.0000	N/A	please provide	06/16/10	N/A	1294	Long-Term
1 ADR REPS 5 ORD	48.0000	38.9814	1,871.11	02/11/11	(1,430.95)	1054	Long-Term
SYMBOL: JASO							
Cost Basis			1,871.11 ¹				
L G DISPLAY CO ADR F	130.0000	12.1400	1,578.20	<1%	N/A ¹	0.00%	0.00
SPONSORED ADR	130.0000	N/A	please provide	06/16/10	N/A	1294	Long-Term
1 ADR REP 1/2 ORD							
SYMBOL: LPL							

Schwab has provided accurate gain and loss information wherever possible for most investments. Cost basis data may be incomplete or unavailable for some of your holdings. Please see "Endnotes for Your Account" section for an explanation of the endnote codes and symbols on this statement.

Investment Detail - Equities (continued)

Equities (continued)	Quantity	Market Price	Market Value	% of Account Assets	Unrealized Gain or (Loss)	Estimated Yield	Estimated Annual Income
	Units Purchased	Cost Per Share	Cost Basis	Acquired	Holding Days		Holding Period
LDK SOLAR CO LTD ADR F	130.0000	1.3100	170.30	<1%	(1,034.80)	0.00%	0.00
SPONSORED ADR	130.0000	9.2700	1,205.10	06/16/10	(1,034.80)	1294	Long-Term
1 ADR REP 1 ORD							
SYMBOL: LDK							
NEW WORLD DEVEL CO ADR F	1,050.0000	2.4100	2,530.50	1%	(1,237.45)	2.56%	64.93
SPONSORED ADR	1,050.0000	3.5885	3,767.95	02/11/11	(1,237.45)	1054	Long-Term
1 ADR REP 2 ORD							
SYMBOL: NDVLY							Accrued Dividend: 81.25
PACTERA TECH INTL ADR F	125.0000	7.1500	893.75	<1%	N/A	0.00%	0.00
SPONSORED ADR	125.0000	N/A	please provide	06/16/10	N/A	1294	Long-Term
1 ADR REPS 1 ORD							
SYMBOL: PACT							
PERFECT WORLD CO ADR F	170.0000	17.7800	3,022.60	2%	(625.88)	0.00%	0.00
SPONSORED ADR	170.0000	21.4616	3,648.48	02/11/11	(625.88)	1054	Long-Term
1 ADR REP 5 CL B ORD							
SYMBOL: PWRD							
PETROCHINA CO ADR F	37.0000	109.7400	4,060.38	2%	(721.87)	4.75%	193.26
SPONSORED ADR	37.0000	129.2500	4,782.25	06/16/10	(721.87)	1294	Long-Term
1 ADR REP 100 H SHS							
SYMBOL: PTR							
RINO INTERNATIONAL CORP	100.0000	0.0100	1.00	<1%	N/A	0.00%	0.00
SYMBOL: RINO	100.0000	N/A	please provide	06/16/10	N/A	1294	Long-Term

Schwab has provided accurate gain and loss information wherever possible for most investments. Cost basis data may be incomplete or unavailable for some of your holdings. Please see "Endnotes for Your Account" section for an explanation of the endnote codes and symbols on this statement.

Investment Detail - Equities (continued)

Equities (continued)	Quantity Units Purchased	Market Price Cost Per Share	Market Value Cost Basis	% of Account Assets Acquired	Unrealized Gain or (Loss)	Estimated Yield	Estimated Annual Income
S K TELECOM LTD ADR F SPONSORED ADR 1 ADR REP 1/9 ORD SYMBOL: SKM	200.0000 200.0000	24.6200 15.4637	4,924.00 3,092.75	3% 09/16/11	1,831.25 1,831.25	0.00% 837	0.00 Long-Term
SINA CORPORATION F SYMBOL: SINA	60.0000 60.0000	84.2500 53.8291	5,055.00 3,229.75	3% 10/15/10	1,825.25 1,825.25	0.00% 1173	0.00 Long-Term
SINGAPORE TLMC ADR NEW F SPONSORED ADR 1 ADR REPS 10 ORDS SYMBOL: SGAPY	120.0000 120.0000	29.1000 23.7745	3,492.00 2,852.95	2% 09/27/10	639.05 639.05	5.36% 1191	187.25 Long-Term
SWIRE PAC LTD CL A ADR F SPONSORED ADR 1 ADR REP 1 CL A ORD SYMBOL: SWRAY	250.0000 250.0000	11.7100 14.6858	2,927.50 3,671.45	2% 02/11/11	(743.95) (743.95)	0.00% 1054	0.00 Long-Term
UTD MICROELECTR NEW ADRF SPONSORED ADR 1 ADR REP 5 ORD SYMBOL: UMC	1,675.0000 1,675.0000	2.0400 1.9843	3,417.00 3,323.78	2% 09/16/11	93.22 93.22	3.31% 837	113.36 Long-Term
UTD OVERSEAS BK SPN ADRF SPONSORED ADR 1 ADR REP 2 ORD SYMBOL: UOVEY	80.0000 80.0000	33.6200 N/A	2,689.60 please provide	1% 06/16/10	N/A ¹ N/A	1.85% 1294	50.01 Long-Term

Accrued Dividend: 65.29

Schwab has provided accurate gain and loss information wherever possible for most investments. Cost basis data may be incomplete or unavailable for some of your holdings. Please see "Endnotes for Your Account" section for an explanation of the endnote codes and symbols on this statement.

Investment Detail - Equities (continued)

Equities (continued)	Quantity Units Purchased	Market Price Cost Per Share	Market Value Cost Basis	% of Account Assets Acquired	Unrealized Gain or (Loss)	Estimated Yield	Estimated Annual Income
WHEELOCK & CO LTD ADR F UNSPONSORED ADR 1 ADR REPS 10 ORD SYMBOL: WHLY	99.0000 99.0000	46.0300 31.8604	4,556.97 3,154.18	2% 09/16/11	1,402.79 1,402.79	1.96% 837	89.37 Long-Term
WUXI PHARMATECH ADR F SPONSORED ADR 1 ADR REP 8 ORD SYMBOL: WX	80.0000 80.0000	38.3800 12.9200	3,070.40 1,033.60	2% 06/16/10	2,036.80 2,036.80	0.00% 1294	0.00 Long-Term
YANZHOU COAL MNG CO ADRF SPONSORED ADR 1 ADR REP 10 H SHS SYMBOL: YZC	124.0000 124.0000	9.2300 9.6800	1,144.52 1,200.32	<1% 06/16/10	(55.80) (55.80)	6.28% 1294	71.92 Long-Term

Total Equities 7,999,0000 94,199.83 50% 7,072.21 1,527.85
Total/Cost/Basis: 67,531.03

Total Accrued Dividend for Equities: 146.54

Estimated Annual Income ("EAI") and Estimated Yield ("EY") calculations are for informational purposes only. The actual income and yield might be lower or higher than the estimated amounts EY is based upon EAI and the current price of the security and will fluctuate. For certain types of securities, the calculations could include a return of principal or capital gains in which case EAI and EY would be overstated. EY and EAI are not promptly updated to reflect when an issuer has missed a regular payment or announced changes to future payments, in which case EAI and EY will continue to display at a prior rate.

Investment Detail - Other Assets

Other Assets	Quantity Purchased	Market Price	Market Value	% of Account Assets Acquired	Unrealized Gain or (Loss)	Holding Days	Holding Period
ISHARES MSCI KOREA ETF CAPPED SYMBOL: EWY	90.0000	64.6700	5,820.30	3%	4,823.10	1294	Long-Term
ISHARES MSCI MALAYSIA MALAYSIA INDEX FUND SYMBOL: EWM	241.0000	15.8200	3,812.62	2%	1,286.94	1294	Long-Term
ISHARES MSCI SINGAPORE SINGAPORE ETF SYMBOL: EWS	215.0000	13.1700	2,831.55	1%	522.45	1294	Long-Term

Total Other Assets	546.0000		12,464.47	7%	6,632.49		
			5,831.98				
					Total Investment Detail		169,785.88
					Total Account Value		169,785.88
					Total Cost Basis		79,955.01

Transaction Detail - Deposits & Withdrawals

Transaction Date	Process Date	Activity	Description	Location	Credit/(Debit)
12/16/13	12/16/13	Funds Paid	SCHWAB ONE CHECK 000107		(300.00)
12/12/13	12/12/13	Funds Paid	SCHWAB ONE CHECK 000108		(500.00)
12/17/13	12/17/13	Funds Paid	SCHWAB ONE CHECK 000109		(300.00)

Schwab has provided accurate gain and loss information wherever possible for most investments. Cost basis data may be incomplete or unavailable for some of your holdings. Please see "Endnotes for Your Account" section for an explanation of the endnote codes and symbols on this statement.

charles SCHWAB

Schwab One® Account of
THE CHRIST FOUNDATION

Account Number
[REDACTED]

Statement Period
December 1-31, 2013

Transaction Detail - Deposits & Withdrawals (continued)

Transaction Process Date	Activity	Description	Location	Credit/(Debit)
12/12/13	Funds Paid	SCHWAB ONE CHECK 000110		(500.00)
12/31/13	Funds Paid	SCHWAB ONE CHECK 000112		(500.00)
Total Deposits & Withdrawals				(2,100.00)

The total deposits activity for the statement period was \$0 00 The total withdrawals activity for the statement period was \$2,100 00

Transaction Detail - Dividends & Interest (including Money Market Fund dividends reinvested)

Transaction Process Date	Activity	Description	Credit/(Debit)
12/30/13	Cash Dividend	ISHARES MSCI KOREA ETF: EWY	80.82
12/30/13	Cash Dividend	ISHARES MSCI MALAYSIA: EWM	53.10
12/30/13	Cash Dividend	ISHARES MSCI SINGAPORE: EWS	55.67
12/30/13	Credit Interest	SCHWAB1 INT 11/27-12/29	0.66
Total Dividends & Interest			190.25

11/27 through 12/29 \$0 66 based on .010% average Schwab One interest rate paid on 33 days in which your account had an average daily balance of \$84,243 74

Transaction Detail - Fees & Charges

Transaction Process Date	Activity	Description	Credit/(Debit)
12/10/13	ADR Pass Thru Fee	PERFECT WORLD CO ADR F	(5.10)
Total Fees & Charges			(5.10)

Total transaction Detail (1,914.85)

Schwab has provided accurate gain and loss information wherever possible for most investments. Cost basis data may be incomplete or unavailable for some of your holdings. Please see "Endnotes for Your Account" section for an explanation of the endnote codes and symbols on this statement.

Pending Corporate Actions

Transaction	Quantity	Payable Date	Rate per Share	Share Distribution	Cash Distribution
NEW WORLD DEVEL CO ADR F	1,050.0000	N/A	0.0773		81.25
SINGAPORE TLM ADR NEW F	120.0000	N/A	0.5440		65.29
Total Pending Corporate Actions					146.54

Pending transactions are not included in account value

Endnotes For Your Account

Symbol Endnote Legend

- d** Accrued Income is the sum of the total accrued interest and/or accrued dividends on positions held in your brokerage account, but the income and/or dividends have not been received into your account and Schwab makes no representation that they will. Accrued amounts are not covered by SIPC account protection until actually received and held in the account.
 - e** Data for this holding has been edited or provided by the account holder.
 - i** Value includes incomplete cost basis. If cost basis is not available for an investment, you may be able to provide updates. Please refer to the first page of this statement for instructions or contact information.
- For information on how Schwab pays its representatives, go to <http://aboutschwab.com/about/overview/compensation.html>.

COST OF PUBLICATION

Total \$9.00

PROOF OF PUBLICATION

THE WESTVIEW NEWSPAPER, LLC dba/
NASHVILLE LEDGER, the Publisher of the
NASHVILLE LEDGER, a weekly newspaper of
general circulation printed in the State of Tennessee and
distributed throughout Davidson, Williamson,
Cheatham, Dickson, Wilson, Robertson, Rutherford,
Sumner and Montgomery counties in Tennessee, states
that the hereto attached publication appeared in the
NASHVILLE LEDGER on the following dates:

May 16, 2014

**THE WESTVIEW NEWSPAPER, LLC dba/
NASHVILLE LEDGER**

By: _____

Catron J. Kerr
Catron J. Kerr, Administrative Assistant

STATE OF TENNESSEE

On this 16th day of May 2014, the individual above
appeared before me, personally known (or proved to me on
the basis of satisfactory evidence), who, being by me duly
sworn did say that she is an authorized agent of the
corporation or association of The Westview
Newspaper, LLC, that the instrument was signed and
sealed on behalf of the corporation (or association), by
authority of its Board of Directors and **Catron Kerr**
acknowledged the instrument to be the free act and
deed of the corporation (or association) and that the
corporation has no corporate seal.

WITNESS my hand and Official Seal at office this
16th day of May 2014.

Marsha Bayne

Notary Public



NOTICE
The 2013 annual report of The Chnst Founda-
tion is available for inspection at 413 Mead-
owcrest Circle, Franklin, TN 37064, phone
601-622-3707, by any citizen who requests it
within 180 days after date of this notice.
Joe Dick, Trustee
May 16, 2014 M122729

2013 Year-End Schwab Gain/Loss Report

Accounting Method
Mutual Funds: Average
All Other Investments First In First Out [FIFO]

Realized Gain or (Loss)

Long-Term	Quantity/Par	Acquired/ Opened	Sold/ Closed	Total Proceeds	Cost Basis	Realized Gain or (Loss)
CHANGYOU COM LTD ADR FSPONSORED ADR 1 ADR REPS 2 CYOU	75 0000	06/16/10	03/22/13	\$2,109.31	\$2,694.75 ^o	(\$585.44)
CHANGYOU COM LTD ADR FSPONSORED ADR 1 ADR REPS 2 CYOU	19.0000	09/16/11	03/22/13	\$534.36	\$653.05	(\$118.69)
Security Subtotal				\$2,643.67	\$3,347.80	(\$704.13)
CHINA PETE & CHEM ADR FSPONSORED ADR 1 SPONS ADR SNP	0 2000	10/15/10	07/02/13	\$13.72	\$14.75	(\$1.03)
Security Subtotal				\$13.72	\$14.75	(\$1.03)
CNOOC LIMITED ADR FSPONSORED ADR 1 ADR REP 10 CEO	9.0000	06/16/10	03/22/13	\$1,655.52	\$784.26 ^o	\$871.26
CNOOC LIMITED ADR FSPONSORED ADR 1 ADR REP 10 CEO	21 0000	06/16/10	03/22/13	\$3,862.90	\$1,829.94 ^o	\$2,032.96
Security Subtotal				\$5,518.42	\$2,614.20	\$2,904.22
FIRST PACIFIC CO ADR FSPONSORED ADR 1 ADR REP 5 FPAFY	250 0000	02/11/11	03/22/13	\$1,684.90	\$1,062.56	\$622.34
FIRST PACIFIC CO ADR FSPONSORED ADR 1 ADR REP 5. FPAFY	625.0000	02/11/11	03/22/13	\$4,212.27	\$2,656.39	\$1,555.88
Security Subtotal				\$5,897.17	\$3,718.95	\$2,178.22

Please see "Endnotes for Your Account" section for an explanation of the endnote codes and symbols on this report



G000070130203

charles SCHWAB

Schwab One® Account of
THE CHRIST FOUNDATION

Report Period
January 1 - December 31,
2013

Account Number

2013 Year-End Schwab Gain/Loss Report

Accounting Method
Mutual Funds: Average
All Other Investments First In First Out [FIFO]

Realized Gain or (Loss) (continued)

Long-Term (continued)	Quantity/Par	Acquired/ Opened	Sold/ Closed	Total Proceeds	Cost Basis	Realized Gain or (Loss)
FOCUS MEDIA HOLDING AXXXCASH MERGER @ \$27.50/SH EFF 05/24/13: 34415V109	40.0000	06/16/10	05/24/13	\$1,100.00	\$764.40 ^o	\$335.60
FOCUS MEDIA HOLDING AXXXCASH MERGER @ \$27.50/SH EFF 05/24/13: 34415V109	20.0000	08/24/10	05/24/13	\$550.00	\$383.65	\$166.35
FOCUS MEDIA HOLDING AXXXCASH MERGER @ \$27.50/SH EFF 05/24/13: 34415V109	20.0000	08/24/10	05/24/13	\$550.00	\$383.67	\$166.33
FOCUS MEDIA HOLDING AXXXCASH MERGER @ \$27.50/SH EFF 05/24/13: 34415V109	80.0000	08/24/10	05/24/13	\$2,200.00	\$1,534.63	\$665.37
Security Subtotal				\$4,400.00	\$3,066.35	\$1,333.65
HENDERSON LND DV SP ADR FSPONSORED ADR HILDCY	600.0000	09/16/11	03/22/13	\$3,758.97	\$3,236.95	\$522.02
Security Subtotal				\$3,758.97	\$3,236.95	\$522.02
JARDINE MATHESON ADR FUNSOPONSORED ADR 1 ADR REPS 1. JMHLY	80.0000	02/11/11	03/22/13	\$5,126.93	\$3,619.35	\$1,507.58
Security Subtotal				\$5,126.93	\$3,619.35	\$1,507.58
MINDRAY MED INTL ADR FSPONSORED ADR 1 ADR REP 1 MR	75.0000	06/16/10	03/22/13	\$2,915.38	\$2,322.75 ^o	\$592.63
Security Subtotal				\$2,915.38	\$2,322.75	\$592.63

Please see "Endnotes for Your Account" section for an explanation of the endnote codes and symbols on this report



*Charles*SCHWAB

Schwab One® Account of
THE CHRIST FOUNDATION

Account Number [REDACTED]

Report Period
January 1 - December 31,
2013

2013 Year-End Schwab Gain/Loss Report

Accounting Method:
Mutual Funds: Average
All Other Investments: First In First Out [FIFO]

Realized Gain or (Loss) (continued)

Long-Term (continued)	Quantity/Par	Acquired/ Opened	Sold/ Closed	Total Proceeds	Cost Basis	Realized Gain or (Loss)
TRINA SOLAR LTD ADR FSPONSORED ADR 1 ADR REPS 5 TSL	100.0000	10/15/10	03/22/13	\$381.56	\$2,960.85	(\$2,579.29)
TRINA SOLAR LTD ADR FSPONSORED ADR 1 ADR REPS 5 TSL	35.0000	02/11/11	03/22/13	\$133.55	\$965.85	(\$832.30)
Security Subtotal				\$515.11	\$3,926.70	(\$3,411.59)
Total Long-Term				\$30,789.37	\$25,867.80	\$4,921.57
Total Realized Gain or (Loss)				\$30,789.37	\$25,867.80	\$4,921.57

Schwab has provided realized gain/loss information wherever possible for most investments. Cost basis data may be incomplete or unavailable for some of your holdings. See Terms and Conditions.

Option Customers: Realized gain/loss of underlying securities is adjusted to reflect the premiums of assigned or exercised options.

Endnotes For Your Account

Symbol Endnote Legend

e Data for this holding has been edited or provided by the end client.

Please see "Endnotes for Your Account" section for an explanation of the endnote codes and symbols on this report.

