



See a Social Security Number? Say Something!
Report Privacy Problems to <https://public.resource.org/privacy>
Or call the IRS Identity Theft Hotline at 1-800-908-4490



Form

990-PF

Department of the Treasury
Internal Revenue Service

Return of Private Foundation

or Section 4947(a)(1) Trust Treated as Private Foundation

Do not enter Social Security numbers on this form as it may be made public. By law, the IRS cannot redact the information on the form.

Information about Form 990-PF and its instructions is at www.irs.gov/form990pf.

OMB No 1545-0052



2013


Open to Public Inspection

For calendar year 2013, or tax year beginning 01-01-2013 , and ending 12-31-2013

Name of foundation THE JEWELL PARKERSON LOWE FOUNDATIO INC		A Employer identification number 58-1857420	
Number and street (or P O box number if mail is not delivered to street address) PO BOX 3668		Room/suite	B Telephone number (see instructions) (337) 232-4357
City or town, state or province, country, and ZIP or foreign postal code LAFAYETTE, LA 705023668		C If exemption application is pending, check here <input type="checkbox"/>	
G Check all that apply <div><input type="checkbox"/> Initial return</div> <div><input type="checkbox"/> Initial return of a former public charity</div> <div><input type="checkbox"/> Final return</div> <div><input type="checkbox"/> Amended return</div> <div><input type="checkbox"/> Address change</div> <div><input type="checkbox"/> Name change</div>		D 1. Foreign organizations, check here <input type="checkbox"/> 2. Foreign organizations meeting the 85% test, check here and attach computation <input type="checkbox"/>	
H Check type of organization <input checked="" type="checkbox"/> Section 501(c)(3) exempt private foundation <input type="checkbox"/> Section 4947(a)(1) nonexempt charitable trust <input type="checkbox"/> Other taxable private foundation		E If private foundation status was terminated under section 507(b)(1)(A), check here <input type="checkbox"/>	
I Fair market value of all assets at end of year (from Part II, col. (c), line 16) <input type="checkbox"/> \$ 2,277,988		F If the foundation is in a 60-month termination under section 507(b)(1)(B), check here <input type="checkbox"/>	
J Accounting method <input checked="" type="checkbox"/> Cash <input type="checkbox"/> Accrual <input type="checkbox"/> Other (specify) _____ (Part I, column (d) must be on cash basis.)			

Part I Analysis of Revenue and Expenses (The total of amounts in columns (b), (c), and (d) may not necessarily equal the amounts in column (a) (see instructions))		(a) Revenue and expenses per books	(b) Net investment income	(c) Adjusted net income	(d) Disbursements for charitable purposes (cash basis only)
Revenue	1 Contributions, gifts, grants, etc , received (attach schedule)	1,690			
	2 Check <input checked="" type="checkbox"/> if the foundation is not required to attach Sch B				
	3 Interest on savings and temporary cash investments	13,253	13,253	13,253	
	4 Dividends and interest from securities.	64,104	64,104	64,104	
	5a Gross rents				
	b Net rental income or (loss) _____				
	6a Net gain or (loss) from sale of assets not on line 10	57,206			
	b Gross sales price for all assets on line 6a 575,788				
	7 Capital gain net income (from Part IV , line 2) . . .		57,206		
	8 Net short-term capital gain			24,358	
	9 Income modifications				
	10a Gross sales less returns and allowances				
	b Less Cost of goods sold				
Operating and Administrative Expenses	c Gross profit or (loss) (attach schedule)				
	11 Other income (attach schedule)				
	12 Total. Add lines 1 through 11	136,253	134,563	101,715	
	13 Compensation of officers, directors, trustees, etc				
	14 Other employee salaries and wages				
	15 Pension plans, employee benefits				
	16a Legal fees (attach schedule)				
	b Accounting fees (attach schedule)	1,665	1,665	1,665	
	c Other professional fees (attach schedule)	20,897	20,897	20,897	
	17 Interest				
	18 Taxes (attach schedule) (see instructions)	971	327	971	
	19 Depreciation (attach schedule) and depletion . . .				
	20 Occupancy				
	21 Travel, conferences, and meetings	811	811	811	
	22 Printing and publications				
	23 Other expenses (attach schedule)				
	24 Total operating and administrative expenses. Add lines 13 through 23	24,344	23,700	24,344	0
	25 Contributions, gifts, grants paid	94,905			94,905
	26 Total expenses and disbursements. Add lines 24 and 25	119,249	23,700	24,344	94,905
	27 Subtract line 26 from line 12				
	a Excess of revenue over expenses and disbursements	17,004			
	b Net investment income (if negative, enter -0-)		110,863		
	c Adjusted net income (if negative, enter -0-)			77,371	

Part II Balance Sheets		Attached schedules and amounts in the description column should be for end-of-year amounts only (See instructions)	Beginning of year	End of year	
			(a) Book Value	(b) Book Value	(c) Fair Market Value
Assets	1	Cash—non-interest-bearing			
	2	Savings and temporary cash investments	95,370	107,068	107,068
	3	Accounts receivable ▶ _____ Less allowance for doubtful accounts ▶ _____			
	4	Pledges receivable ▶ _____ Less allowance for doubtful accounts ▶ _____			
	5	Grants receivable			
	6	Receivables due from officers, directors, trustees, and other disqualified persons (attach schedule) (see instructions)			
	7	Other notes and loans receivable (attach schedule) ▶ _____ Less allowance for doubtful accounts ▶ _____			
	8	Inventories for sale or use			
	9	Prepaid expenses and deferred charges			
	10a	Investments—U S and state government obligations (attach schedule)			
	b	Investments—corporate stock (attach schedule)	542,558 	711,745	711,745
	c	Investments—corporate bonds (attach schedule).	1,611,519 	1,459,175	1,459,175
	11	Investments—land, buildings, and equipment basis ▶ _____ Less accumulated depreciation (attach schedule) ▶ _____			
	12	Investments—mortgage loans			
	13	Investments—other (attach schedule)			
	14	Land, buildings, and equipment basis ▶ _____ Less accumulated depreciation (attach schedule) ▶ _____			
15	Other assets (describe ▶ _____)				
16	Total assets (to be completed by all filers—see the instructions Also, see page 1, item I)	2,249,447	2,277,988	2,277,988	
Liabilities	17	Accounts payable and accrued expenses			
	18	Grants payable			
	19	Deferred revenue			
	20	Loans from officers, directors, trustees, and other disqualified persons			
	21	Mortgages and other notes payable (attach schedule)			
	22	Other liabilities (describe ▶ _____)			
	23	Total liabilities (add lines 17 through 22)		0	
Net Assets or Fund Balances		Foundations that follow SFAS 117, check here ▶ <input checked="" type="checkbox"/> and complete lines 24 through 26 and lines 30 and 31.			
	24	Unrestricted	2,249,447	2,277,988	
	25	Temporarily restricted			
	26	Permanently restricted			
		Foundations that do not follow SFAS 117, check here ▶ <input type="checkbox"/> and complete lines 27 through 31.			
	27	Capital stock, trust principal, or current funds			
	28	Paid-in or capital surplus, or land, bldg , and equipment fund			
	29	Retained earnings, accumulated income, endowment, or other funds			
	30	Total net assets or fund balances (see page 17 of the instructions)	2,249,447	2,277,988	
	31	Total liabilities and net assets/fund balances (see page 17 of the instructions)	2,249,447	2,277,988	

Part III Analysis of Changes in Net Assets or Fund Balances		
1	Total net assets or fund balances at beginning of year—Part II, column (a), line 30 (must agree with end-of-year figure reported on prior year’s return)	1 2,249,447
2	Enter amount from Part I, line 27a	2 17,004
3	Other increases not included in line 2 (itemize) ▶ _____ 	3 11,537
4	Add lines 1, 2, and 3	4 2,277,988
5	Decreases not included in line 2 (itemize) ▶ _____	5
6	Total net assets or fund balances at end of year (line 4 minus line 5)—Part II, column (b), line 30 .	6 2,277,988

Part IV Capital Gains and Losses for Tax on Investment Income

(a) List and describe the kind(s) of property sold (e g , real estate, 2-story brick warehouse, or common stock, 200 shs MLC Co)		(b) How acquired P—Purchase D—Donation	(c) Date acquired (mo , day, yr)	(d) Date sold (mo , day, yr)
1a	See Additional Data Table			
b				
c				
d				
e				

(e) Gross sales price	(f) Depreciation allowed (or allowable)	(g) Cost or other basis plus expense of sale	(h) Gain or (loss) (e) plus (f) minus (g)
a See Additional Data Table			
b			
c			
d			
e			

Complete only for assets showing gain in column (h) and owned by the foundation on 12/31/69			(l) Gains (Col (h) gain minus col (k), but not less than -0-) or Losses (from col (h))
(i) F M V as of 12/31/69	(j) Adjusted basis as of 12/31/69	(k) Excess of col (i) over col (j), if any	
a See Additional Data Table			
b			
c			
d			
e			

2	Capital gain net income or (net capital loss)	{ If gain, also enter in Part I, line 7 If (loss), enter -0- in Part I, line 7 }	2	57,206
3	Net short-term capital gain or (loss) as defined in sections 1222(5) and (6) If gain, also enter in Part I, line 8, column (c) (see instructions) If (loss), enter -0- in Part I, line 8		3	24,358

Part V Qualification Under Section 4940(e) for Reduced Tax on Net Investment Income

(For optional use by domestic private foundations subject to the section 4940(a) tax on net investment income)

If section 4940(d)(2) applies, leave this part blank

Was the foundation liable for the section 4942 tax on the distributable amount of any year in the base period? ☐ Yes ☒ No
If "Yes," the foundation does not qualify under section 4940(e) Do not complete this part

1 Enter the appropriate amount in each column for each year, see page 18 of the instructions before making any entries

(a) Base period years Calendar year (or tax year beginning in)	(b) Adjusted qualifying distributions	(c) Net value of noncharitable-use assets	(d) Distribution ratio (col (b) divided by col (c))
2012	92,554	2,060,419	0 044920
2011	51,101	2,419,155	0 021123
2010	78,088	2,113,558	0 036946
2009	68,052	1,994,092	0 034127
2008			

2	Total of line 1, column (d).	2	0 137116
3	Average distribution ratio for the 5-year base period—divide the total on line 2 by 5, or by the number of years the foundation has been in existence if less than 5 years	3	0 034279
4	Enter the net value of noncharitable-use assets for 2013 from Part X, line 5.	4	2,263,876
5	Multiply line 4 by line 3.	5	77,603
6	Enter 1% of net investment income (1% of Part I, line 27b).	6	1,109
7	Add lines 5 and 6.	7	78,712
8	Enter qualifying distributions from Part XII, line 4. If line 8 is equal to or greater than line 7, check the box in Part VI, line 1b, and complete that part using a 1% tax rate See the Part VI instructions	8	94,905

Part VI Excise Tax Based on Investment Income (Section 4940(a), 4940(b), 4940(e), or 4948—see page 18 of the instructions)					
1a Exempt operating foundations described in section 4940(d)(2), check here <input type="checkbox"/> and enter "N/A" on line 1		1	1,109		
Date of ruling or determination letter _____ (attach copy of letter if necessary—see instructions)					
b Domestic foundations that meet the section 4940(e) requirements in Part V, check here <input checked="" type="checkbox"/> and enter 1% of Part I, line 27b		2	1,109		
c All other domestic foundations enter 2% of line 27b Exempt foreign organizations enter 4% of Part I, line 12, col (b)					
2 Tax under section 511 (domestic section 4947(a)(1) trusts and taxable foundations only Others enter -0-)				3	1,109
3 Add lines 1 and 2.				4	
4 Subtitle A (income) tax (domestic section 4947(a)(1) trusts and taxable foundations only Others enter -0-)		5	1,109		
5 Tax based on investment income. Subtract line 4 from line 3 If zero or less, enter -0-		6a	1,022		
6 Credits/Payments					
a 2013 estimated tax payments and 2012 overpayment credited to 2013					
b Exempt foreign organizations—tax withheld at source					
c Tax paid with application for extension of time to file (Form 8868)					
d Backup withholding erroneously withheld		6b			
		6c			
		6d			
7 Total credits and payments Add lines 6a through 6d.		7	1,022		
8 Enter any penalty for underpayment of estimated tax Check here <input checked="" type="checkbox"/> if Form 2220 is attached		8	4		
9 Tax due. If the total of lines 5 and 8 is more than line 7, enter amount owed		9	91		
10 Overpayment. If line 7 is more than the total of lines 5 and 8, enter the amount overpaid.		10			
11 Enter the amount of line 10 to be Credited to 2014 estimated tax Refunded		11			

Part VII-A Statements Regarding Activities				
1a	During the tax year, did the foundation attempt to influence any national, state, or local legislation or did it participate or intervene in any political campaign?		Yes	No
		1a		No
b	Did it spend more than \$100 during the year (either directly or indirectly) for political purposes (see page 19 of the instructions for definition)? <i>If the answer is "Yes" to 1a or 1b, attach a detailed description of the activities and copies of any materials published or distributed by the foundation in connection with the activities.</i>	1b		No
c	Did the foundation file Form 1120-POL for this year?.	1c		No
d	Enter the amount (if any) of tax on political expenditures (section 4955) imposed during the year (1) On the foundation \$ (2) On foundation managers \$			
e	Enter the reimbursement (if any) paid by the foundation during the year for political expenditure tax imposed on foundation managers \$			
2	Has the foundation engaged in any activities that have not previously been reported to the IRS? <i>If "Yes," attach a detailed description of the activities.</i>	2		No
3	Has the foundation made any changes, not previously reported to the IRS, in its governing instrument, articles of incorporation, or bylaws, or other similar instruments? <i>If "Yes," attach a conformed copy of the changes</i>	3		No
4a	Did the foundation have unrelated business gross income of \$1,000 or more during the year?.	4a		No
b	If "Yes," has it filed a tax return on Form 990-T for this year?.	4b		
5	Was there a liquidation, termination, dissolution, or substantial contraction during the year? <i>If "Yes," attach the statement required by General Instruction T.</i>	5		No
6	Are the requirements of section 508(e) (relating to sections 4941 through 4945) satisfied either • By language in the governing instrument, or • By state legislation that effectively amends the governing instrument so that no mandatory directions that conflict with the state law remain in the governing instrument?	6	Yes	
7	Did the foundation have at least \$5,000 in assets at any time during the year? <i>If "Yes," complete Part II, col. (c), and Part XV.</i>	7	Yes	
8a	Enter the states to which the foundation reports or with which it is registered (see instructions) ▶ _____			
b	If the answer is "Yes" to line 7, has the foundation furnished a copy of Form 990-PF to the Attorney General (or designate) of each state as required by General Instruction G? <i>If "No," attach explanation .</i>	8b	Yes	
9	Is the foundation claiming status as a private operating foundation within the meaning of section 4942(j)(3) or 4942(j)(5) for calendar year 2013 or the taxable year beginning in 2013 (see instructions for Part XIV)? <i>If "Yes," complete Part XIV</i>	9		No
10	Did any persons become substantial contributors during the tax year? <i>If "Yes," attach a schedule listing their names and addresses.</i>	10		No

Part VII-A

Statements Regarding Activities *(continued)*

11	At any time during the year, did the foundation, directly or indirectly, own a controlled entity within the meaning of section 512(b)(13)? If "Yes," attach schedule (see instructions).	11		No
12	Did the foundation make a distribution to a donor advised fund over which the foundation or a disqualified person had advisory privileges? If "Yes," attach statement (see instructions)	12		No
13	Did the foundation comply with the public inspection requirements for its annual returns and exemption application?	13	Yes	
Website address N/A				
14	The books are in care of RONALD PREJEAN Telephone no (337) 406-1099 Located at 1304 BERTRAND DRIVE SUITE E-6 LAFAYETTE LA ZIP+4 70508			
15	Section 4947(a)(1) nonexempt charitable trusts filing Form 990-PF in lieu of Form 1041 —Check here and enter the amount of tax-exempt interest received or accrued during the year.			
		15		
16	At any time during calendar year 2013, did the foundation have an interest in or a signature or other authority over a bank, securities, or other financial account in a foreign country?	16	Yes	No
	See instructions for exceptions and filing requirements for Form TD F 90-22.1 If "Yes", enter the name of the foreign country			

Part VII-B

Statements Regarding Activities for Which Form 4720 May Be Required

File Form 4720 if any item is checked in the "Yes" column, unless an exception applies.			Yes	No
1a	During the year did the foundation (either directly or indirectly)			
	(1) Engage in the sale or exchange, or leasing of property with a disqualified person?			
	(2) Borrow money from, lend money to, or otherwise extend credit to (or accept it from) a disqualified person?			
	(3) Furnish goods, services, or facilities to (or accept them from) a disqualified person?			
	(4) Pay compensation to, or pay or reimburse the expenses of, a disqualified person?			
	(5) Transfer any income or assets to a disqualified person (or make any of either available for the benefit or use of a disqualified person)?			
	(6) Agree to pay money or property to a government official? (Exception. Check "No" if the foundation agreed to make a grant to or to employ the official for a period after termination of government service, if terminating within 90 days).			
b	If any answer is "Yes" to 1a(1)–(6), did any of the acts fail to qualify under the exceptions described in Regulations section 53.4941(d)-3 or in a current notice regarding disaster assistance (see page 20 of the instructions)? Organizations relying on a current notice regarding disaster assistance check here.	1b		
c	Did the foundation engage in a prior year in any of the acts described in 1a, other than excepted acts, that were not corrected before the first day of the tax year beginning in 2013?	1c		
2	Taxes on failure to distribute income (section 4942) (does not apply for years the foundation was a private operating foundation defined in section 4942(j)(3) or 4942(j)(5))			
a	At the end of tax year 2013, did the foundation have any undistributed income (lines 6d and 6e, Part XIII) for tax year(s) beginning before 2013? If "Yes," list the years 20 , 20 , 20 , 20			
b	Are there any years listed in 2a for which the foundation is not applying the provisions of section 4942(a)(2) (relating to incorrect valuation of assets) to the year's undistributed income? (If applying section 4942(a)(2) to all years listed, answer "No" and attach statement—see instructions).	2b		
c	If the provisions of section 4942(a)(2) are being applied to any of the years listed in 2a, list the years here 20 , 20 , 20 , 20			
3a	Did the foundation hold more than a 2% direct or indirect interest in any business enterprise at any time during the year?			
b	If "Yes," did it have excess business holdings in 2013 as a result of (1) any purchase by the foundation or disqualified persons after May 26, 1969, (2) the lapse of the 5-year period (or longer period approved by the Commissioner under section 4943(c)(7)) to dispose of holdings acquired by gift or bequest, or (3) the lapse of the 10-, 15-, or 20-year first phase holding period? (Use Schedule C, Form 4720, to determine if the foundation had excess business holdings in 2013.).	3b		
4a	Did the foundation invest during the year any amount in a manner that would jeopardize its charitable purposes?	4a		No
b	Did the foundation make any investment in a prior year (but after December 31, 1969) that could jeopardize its charitable purpose that had not been removed from jeopardy before the first day of the tax year beginning in 2013?	4b		No

Part VII-B

Statements Regarding Activities for Which Form 4720 May Be Required (continued)

5a

During the year did the foundation pay or incur any amount to

(1)

Carry on propaganda, or otherwise attempt to influence legislation (section 4945(e))?

Yes

No

(2)

Influence the outcome of any specific public election (see section 4955), or to carry on, directly or indirectly, any voter registration drive?

Yes

No

(3)

Provide a grant to an individual for travel, study, or other similar purposes?

Yes

No

(4)

Provide a grant to an organization other than a charitable, etc , organization described in section 509(a)(1), (2), or (3), or section 4940(d)(2)? (see instructions).

Yes

No

(5)

Provide for any purpose other than religious, charitable, scientific, literary, or educational purposes, or for the prevention of cruelty to children or animals?

Yes

No

b

If any answer is "Yes" to 5a(1)–(5), did **any** of the transactions fail to qualify under the exceptions described in Regulations section 53.4945 or in a current notice regarding disaster assistance (see instructions)?

5b

Organizations relying on a current notice regarding disaster assistance check here.

c

If the answer is "Yes" to question 5a(4), does the foundation claim exemption from the tax because it maintained expenditure responsibility for the grant?

Yes

No

If "Yes," attach the statement required by Regulations section 53.4945–5(d).

6a

Did the foundation, during the year, receive any funds, directly or indirectly, to pay premiums on a personal benefit contract?

Yes

No

b

Did the foundation, during the year, pay premiums, directly or indirectly, on a personal benefit contract?

6b

No

If "Yes" to 6b, file Form 8870.

7a

At any time during the tax year, was the foundation a party to a prohibited tax shelter transaction?

Yes

No

b

If yes, did the foundation receive any proceeds or have any net income attributable to the transaction?

7b

Part VIII

Information About Officers, Directors, Trustees, Foundation Managers, Highly Paid Employees, and Contractors

1

List all officers, directors, trustees, foundation managers and their compensation (see instructions).

(a) Name and address	(b) Title, and average hours per week devoted to position	(c) Compensation (If not paid, enter -0-)	(d) Contributions to employee benefit plans and deferred compensation	(e) Expense account, other allowances
See Additional Data Table				

2

Compensation of five highest-paid employees (other than those included on line 1—see instructions). If none, enter "NONE."

(a) Name and address of each employee paid more than \$50,000	(b) Title, and average hours per week devoted to position	(c) Compensation	(d) Contributions to employee benefit plans and deferred compensation	(e) Expense account, other allowances
NONE				

Total number of other employees paid over \$50,000.

Part VIII

Information About Officers, Directors, Trustees, Foundation Managers, Highly Paid Employees, and Contractors (continued)

3 Five highest-paid independent contractors for professional services (see instructions). If none, enter "NONE".

(a) Name and address of each person paid more than \$50,000	(b) Type of service	(c) Compensation
NONE		
Total number of others receiving over \$50,000 for professional services.		

Part IX-A

Summary of Direct Charitable Activities

List the foundation's four largest direct charitable activities during the tax year. Include relevant statistical information such as the number of organizations and other beneficiaries served, conferences convened, research papers produced, etc.	Expenses
1	
2	
3	
4	

Part IX-B

Summary of Program-Related Investments (see instructions)

Describe the two largest program-related investments made by the foundation during the tax year on lines 1 and 2	Amount
1 N/A	
2	
All other program-related investments. See page 24 of the instructions.	
3	
Total. Add lines 1 through 3.	

Part X

Minimum Investment Return (All domestic foundations must complete this part. Foreign foundations, see instructions.)

1	Fair market value of assets not used (or held for use) directly in carrying out charitable, etc , purposes		
a	Average monthly fair market value of securities.	1a	2,184,520
b	Average of monthly cash balances.	1b	113,831
c	Fair market value of all other assets (see instructions).	1c	0
d	Total (add lines 1a, b, and c).	1d	2,298,351
e	Reduction claimed for blockage or other factors reported on lines 1a and 1c (attach detailed explanation).	1e	
2	Acquisition indebtedness applicable to line 1 assets.	2	
3	Subtract line 2 from line 1d.	3	2,298,351
4	Cash deemed held for charitable activities Enter 1 1/2% of line 3 (for greater amount, see instructions).	4	34,475
5	Net value of noncharitable-use assets. Subtract line 4 from line 3 Enter here and on Part V, line 4	5	2,263,876
6	Minimum investment return. Enter 5% of line 5.	6	113,194

Part XI

Distributable Amount (see instructions) (Section 4942(j)(3) and (j)(5) private operating foundations and certain foreign organizations check here ☐ and do not complete this part.)

1	Minimum investment return from Part X, line 6.	1	113,194
2a	Tax on investment income for 2013 from Part VI, line 5.	2a	1,109
b	Income tax for 2013 (This does not include the tax from Part VI).	2b	
c	Add lines 2a and 2b.	2c	1,109
3	Distributable amount before adjustments Subtract line 2c from line 1.	3	112,085
4	Recoveries of amounts treated as qualifying distributions.	4	
5	Add lines 3 and 4.	5	112,085
6	Deduction from distributable amount (see instructions).	6	
7	Distributable amount as adjusted Subtract line 6 from line 5 Enter here and on Part XIII, line 1.	7	112,085

Part XII

Qualifying Distributions (see instructions)

1	Amounts paid (including administrative expenses) to accomplish charitable, etc , purposes		
a	Expenses, contributions, gifts, etc —total from Part I, column (d), line 26.	1a	94,905
b	Program-related investments—total from Part IX-B.	1b	
2	Amounts paid to acquire assets used (or held for use) directly in carrying out charitable, etc , purposes.	2	
3	Amounts set aside for specific charitable projects that satisfy the		
a	Suitability test (prior IRS approval required).	3a	
b	Cash distribution test (attach the required schedule).	3b	
4	Qualifying distributions. Add lines 1a through 3b Enter here and on Part V, line 8, and Part XIII, line 4	4	94,905
5	Foundations that qualify under section 4940(e) for the reduced rate of tax on net investment income Enter 1% of Part I, line 27b (see instructions).	5	1,109
6	Adjusted qualifying distributions. Subtract line 5 from line 4.	6	93,796
Note: The amount on line 6 will be used in Part V, column (b), in subsequent years when calculating whether the foundation qualifies for the section 4940(e) reduction of tax in those years			

Part XIII

Undistributed Income (see instructions)

	(a) Corpus	(b) Years prior to 2012	(c) 2012	(d) 2013
1 Distributable amount for 2013 from Part XI, line 7				112,085
2 Undistributed income, if any, as of the end of 2013				
a Enter amount for 2012 only.			95,942	
b Total for prior years 20____, 20____, 20____				
3 Excess distributions carryover, if any, to 2013				
a From 2008.				
b From 2009.				
c From 2010.				
d From 2011.				
e From 2012.				
f Total of lines 3a through e.				
4 Qualifying distributions for 2013 from Part XII, line 4 ▶ \$ 94,905				
a Applied to 2012, but not more than line 2a			94,905	
b Applied to undistributed income of prior years (Election required—see instructions).				
c Treated as distributions out of corpus (Election required—see instructions).				
d Applied to 2013 distributable amount.				
e Remaining amount distributed out of corpus				
5 Excess distributions carryover applied to 2013 (If an amount appears in column (d), the same amount must be shown in column (a).)				
6 Enter the net total of each column as indicated below:				
a Corpus Add lines 3f, 4c, and 4e Subtract line 5				
b Prior years' undistributed income Subtract line 4b from line 2b.				
c Enter the amount of prior years' undistributed income for which a notice of deficiency has been issued, or on which the section 4942(a) tax has been previously assessed.				
d Subtract line 6c from line 6b Taxable amount—see instructions				
e Undistributed income for 2012 Subtract line 4a from line 2a Taxable amount—see instructions			1,037	
f Undistributed income for 2013 Subtract lines 4d and 5 from line 1 This amount must be distributed in 2014				112,085
7 Amounts treated as distributions out of corpus to satisfy requirements imposed by section 170(b)(1)(F) or 4942(g)(3) (see instructions).				
8 Excess distributions carryover from 2008 not applied on line 5 or line 7 (see instructions). . .				
9 Excess distributions carryover to 2014. Subtract lines 7 and 8 from line 6a				
10 Analysis of line 9				
a Excess from 2009. . . .				
b Excess from 2010. . . .				
c Excess from 2011. . . .				
d Excess from 2012. . . .				
e Excess from 2013. . . .				

Part XIVPrivate Operating Foundations (see instructions and Part VII-A, question 9)

1a

If the foundation has received a ruling or determination letter that it is a private operating foundation, and the ruling is effective for 2013, enter the date of the ruling.

b

Check box to indicate whether the organization is a private operating foundation described in section 4942(j)(3) or 4942(j)(5)

☐ 4942(j)(3) or ☐ 4942(j)(5)

2a	Enter the lesser of the adjusted net income from Part I or the minimum investment return from Part X for each year listed.	Tax year	Prior 3 years			(e) Total
		(a) 2013	(b) 2012	(c) 2011	(d) 2010	
b	85% of line 2a					
c	Qualifying distributions from Part XII, line 4 for each year listed.					
d	Amounts included in line 2c not used directly for active conduct of exempt activities.					
e	Qualifying distributions made directly for active conduct of exempt activities. Subtract line 2d from line 2c.					
3	Complete 3a, b, or c for the alternative test relied upon					
a	"Assets" alternative test—enter					
	(1) Value of all assets					
	(2) Value of assets qualifying under section 4942(j)(3)(B)(i)					
b	"Endowment" alternative test— enter 2/3 of minimum investment return shown in Part X, line 6 for each year listed.					
c	"Support" alternative test—enter					
	(1) Total support other than gross investment income (interest, dividends, rents, payments on securities loans (section 512(a)(5)), or royalties).					
	(2) Support from general public and 5 or more exempt organizations as provided in section 4942(j)(3)(B)(iii).					
	(3) Largest amount of support from an exempt organization					
	(4) Gross investment income					

Part XVSupplementary Information (Complete this part only if the organization had \$5,000 or more in assets at any time during the year—see instructions.)

1

Information Regarding Foundation Managers:

a

List any managers of the foundation who have contributed more than 2% of the total contributions received by the foundation before the close of any tax year (but only if they have contributed more than \$5,000) (See section 507(d)(2))

b

List any managers of the foundation who own 10% or more of the stock of a corporation (or an equally large portion of the ownership of a partnership or other entity) of which the foundation has a 10% or greater interest

2

Information Regarding Contribution, Grant, Gift, Loan, Scholarship, etc., Programs:

Check here ☒ if the foundation only makes contributions to preselected charitable organizations and does not accept unsolicited requests for funds. If the foundation makes gifts, grants, etc. (see instructions) to individuals or organizations under other conditions, complete items 2a, b, c, and d.

a

The name, address, and telephone number of the person to whom applications should be addressed

b

The form in which applications should be submitted and information and materials they should include

c

Any submission deadlines

d

Any restrictions or limitations on awards, such as by geographical areas, charitable fields, kinds of institutions, or other factors

3 Grants and Contributions Paid During the Year or Approved for Future Payment

Form **990-PF** (2013)

Enter gross amounts unless otherwise indicated

Part XVI-B Relationship of Activities to the Accomplishment of Exempt Purposes

Form **990-PF** (2013)

Form 990PF Part IV - Capital Gains and Losses for Tax on Investment Income - Columns a - d

(a) List and describe the kind(s) of property sold (e g , real estate, 2-story brick warehouse, or common stock, 200 shs MLC Co)	(b) How acquired P—Purchase D—Donation	(c) Date acquired (mo , day, yr)	(d) Date sold (mo , day, yr)
SEE ATTACHED- UBS 90392	P	2013-01-01	2013-06-30
SEE ATTACHED- UBS 90392	P	2010-01-01	2013-06-30
SEE ATTACHED- UBS 90391	P	2013-01-01	2013-06-30
SEE ATTACHED- UBS 90391	P	2013-01-01	2013-06-30
SEE ATTACHED- UBS 90390	P	2013-01-01	2013-06-30
SEE ATTACHED- UBS 90390	P	2010-01-01	2013-06-30
SEE ATTACHED- UBS 90387	P	2013-01-01	2013-06-30
SEE ATTACHED- UBS 90387	P	2010-01-01	2013-06-30
SEE ATTACHED- UBS 90389	P	2013-01-01	2013-06-30
	P		










Form 990PF Part IV - Capital Gains and Losses for Tax on Investment Income - Columns e - h

(e) Gross sales price	(f) Depreciation allowed (or allowable)	(g) Cost or other basis plus expense of sale	(h) Gain or (loss) (e) plus (f) minus (g)
14,511		12,621	1,890
34,999		24,925	10,074
32,441		29,739	2,702
71,952		50,754	21,198
2,813		2,835	-22
55,282		33,953	21,329
175,396		176,819	-1,423
91,800		90,355	1,445
96,594		96,581	13

Form 990PF Part IV - Capital Gains and Losses for Tax on Investment Income - Columns i - l

Complete only for assets showing gain in column (h) and owned by the foundation on 12/31/69			(l) Gains (Col (h) gain minus col (k), but not less than -0-) or Losses (from col (h))
(i) F M V as of 12/31/69	(j) Adjusted basis as of 12/31/69	(k) Excess of col (i) over col (j), if any	
			1,890
			10,074
			2,702
			21,198
			-22
			21,329
			-1,423
			1,445
			13

Form 990PF Part VIII Line 1 - List all officers, directors, trustees, foundation managers and their compensation

(a) Name and address	(b) Title, and average hours per week devoted to position	(c) Compensation (If not paid, enter -0-)	(d) Contributions to employee benefit plans and deferred compensation	(e) Expense account, other allowances
RICHARD D'AQUIN  620 CAMBRIDGE DRIVE LAFAYETTE, LA 70503	DIRECTOR 1 00	0	0	0
ROBERT D LOWE  1313 W ST MARY LAFAYETTE, LA 70506	DIRECTOR 1 00	0	0	0
WILLIAM C CAPELL  201 SETTLERS TRACE BLVD 3004 LAFAYETTE, LA 70508	DIRECTOR 1 00	0	0	0
DR JOHN HENDRY  185 S BEADLE ROAD LAFAYETTE, LA 70508	DIRECTOR 1 00	0	0	0
JAMES P ROY  P O BOX 3668 LAFAYETTE, LA 70502	DIRECTOR 1 00	0	0	0
RONALD PREJEAN  1304 BERTRAND DRIVE SUITE E-6 LAFAYETTE, LA 70508	DIRECTOR 1 00	0	0	0
DR PATRICIA O'BRIEN  1717 KERLEREC ST NEW ORLEANS, LA 70116	DIRECTOR 1 00	0	0	0
KENNETH DEJEAN  P O BOX 4325 LAFAYETTE, LA 70502	DIRECTOR 1 00	0	0	0
DON A CAPRETZ  P O BOX 53509 LAFAYETTE, LA 70505	DIRECTOR 1 00	0	0	0

TY 2013 Accounting Fees Schedule

Name: THE JEWELL PARKERSON LOWE FOUNDATIO
INC

EIN: 58-1857420

Category	Amount	Net Investment Income	Adjusted Net Income	Disbursements for Charitable Purposes
ACCOUNTING FEES	1,665	1,665	1,665	

TY 2013 Compensation Explanation

Name: THE JEWELL PARKERSON LOWE FOUNDATIO
INC

EIN: 58-1857420

Person Name	Explanation
RICHARD D'AQUIN	
ROBERT D LOWE	
WILLIAM C CAPELL	
DR JOHN HENDRY	
JAMES P ROY	
RONALD PREJEAN	
DR PATRICIA O'BRIEN	
KENNETH DEJEAN	
DON A CAPRETZ	

TY 2013 Investments Corporate

Bonds Schedule

Name:

THE JEWELL PARKERSON LOWE FOUNDATIO
INC

EIN:

58-1857420

Name of Bond	End of Year Book Value	End of Year Fair Market Value
CORPORATE BONDS	1,459,175	1,459,175

**TY 2013 Investments Corporate
Stock Schedule**

Name: THE JEWELL PARKERSON LOWE FOUNDATIO
INC
EIN: 58-1857420

Name of Stock	End of Year Book Value	End of Year Fair Market Value
CORPORATE STOCK	711,745	711,745

TY 2013 Other Increases Schedule

Name: THE JEWELL PARKERSON LOWE FOUNDATIO
INC

EIN: 58-1857420

Description	Amount
UNREALIZED GAINS ON INVESTMENTS	11,537

TY 2013 Other Professional Fees Schedule

Name: THE JEWELL PARKERSON LOWE FOUNDATIO
INC
EIN: 58-1857420

Category	Amount	Net Investment Income	Adjusted Net Income	Disbursements for Charitable Purposes
INVESTMENT ADVISORY FEES	20,897	20,897	20,897	

TY 2013 Taxes Schedule

Name: THE JEWELL PARKERSON LOWE FOUNDATIO
INC

EIN: 58-1857420

Category	Amount	Net Investment Income	Adjusted Net Income	Disbursements for Charitable Purposes
FOREIGN TAXES	327	327	327	
FEDERAL TAX	644		644	

THE JEWELL PARKERSON LOWE FOUNDATION

SUMMARY SCHEDULE OF INVESTMENTS

DECEMBER 31, 2013

	CASH	INVESTMENTS	BALANCE
UBS	46,651.29	1,102,841.56	1,149,492.85
UBS	0.00	0.00	0.00
UBS	14,380.11	245,782.86	260,162.97
UBS	21,662.52	206,947.73	228,610.25
UBS	14,118.26	259,014.02	273,132.28
UBS	10,255.83	356,333.61	366,589.44
	<u>107,068.01</u>	<u>2,170,919.78</u>	<u>2,277,987.79</u>



UBS Financial Services Inc
1100 Poydras Street
Suite 900
New Orleans LA 70163-0900

Summary of your UBS Portfolio

December 2013

Preferred Client Services

THE JEWELL PARKERSON LOWE
FOUNDATION INC
(DISASTER RELIEF RESERVE FUND)
(ACCESS-PIMCO/FIXED INCOME)
PO BOX 3668
LAFAYETTE LA 70502-3668

Your Financial Advisor:
FRAYARD/BICKHAM
Phone: 504-584-5600/800-347-4522

Questions about your statement?
Call Preferred Client Priority Services
at 877-352-3592

Visit our website:
www.ubs.com/financialservices

Items for your attention

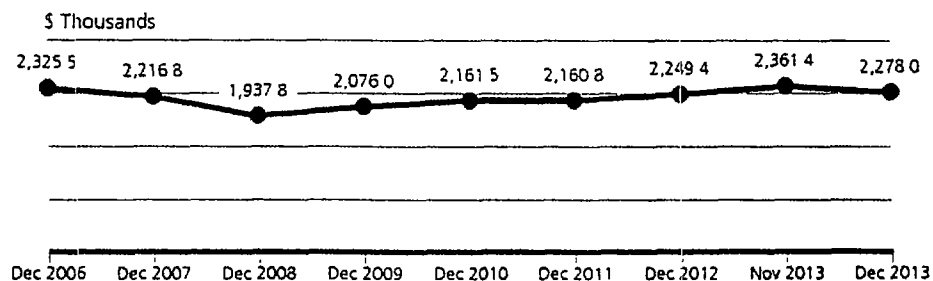
► If you use UBS Online Services, consider changing your User Name and Password regularly to protect your personal data
Not enrolled? Go to ubs.com/online services.

Value of your portfolio

	on November 29 (\$)	on December 31 (\$)
Your assets	2,361,404.71	2,277,987.79
Your liabilities	0.00	0.00
Value of your portfolio	\$2,361,404.71	\$2,277,987.79
Accrued interest in value above	\$1,586.42	\$1,722.52

As a service to you, your portfolio value of \$2,277,987.79 includes accrued interest.

Tracking the value of your portfolio



Starting in December 2006, your portfolio values shown in this graph include accrued interest, pending return of principal, and other assets that are not held by UBS

Sources of your portfolio growth during 2013

Value of your portfolio at year end 2012	\$2,249,447.27
Net deposits and withdrawals	-\$117,875.77
Your investment return:	
Dividend and interest income	\$79,033.14
Change in value of accrued interest	\$126.69
Change in market value	\$67,256.46
Value of your portfolio on Dec 31, 2013	\$2,277,987.79





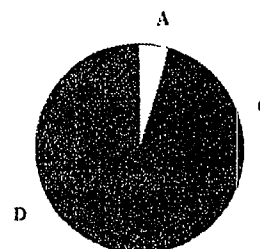
Your portfolio balance sheet

Summary of your assets

	Value on December 31 (\$)	Percentage of your portfolio
A Cash and money balances		4.70%
B Cash alternatives	0.00	0.00%
C Equities		31.24%
D Fixed income		64.06%
E Non-traditional	0.00	0.00%
F Commodities	0.00	0.00%
G Other	0.00	0.00%
Total assets	\$2,277,987.79	100.00%

Value of your portfolio **\$2,277,987.79**

Your current asset allocation



► *Cash and money balances* may include available cash balances, UBS Bank USA deposit account balances, UBS AG Stamford Branch deposit account balances and money market mutual fund sweep balances. See the *Important information about your statement* on the last two pages of this statement for details about those balances.

Eye on the markets

Index	Percentage change	
	December 2013	Year to date
S&P 500	2.53%	32.39%
Russell 3000	2.64%	33.55%
MSCI - Europe, Australia & Far East	1.51%	23.29%
Barclays Capital U.S. Aggregate Bond Index	-0.57%	-2.02%

Interest rates on December 31, 2013

3-month Treasury bills: 0.07%

One-month LIBOR: 0.17%



Summary of your UBS portfolio
December 2013

Your Financial Advisor:
FRAYARD/BICKHAM
Telephone 504-584-5600/800-347-4522

Accounts in your portfolio

Details on page	Account number	Account name and type	Value on November 29 (\$)	Value on December 31 (\$)	Percentage of portfolio
9	NR 90387 RR	THE JEWELL PARKERSON LOWE - Managed by PIMCO-TOTAL RETURN FI	1,159,162 49	1,149,492 85	50 46%
31	NR 90386 RR	THE JEWELL PARKERSON LOWE - Basic	10,692 47	0 00	0 00%
35	NR 90390 RR	THE JEWELL PARKERSON LOWE - Managed by DAVIS CORE EQ	253,919 87	260,162 97	11 42%
49	NR 90391 RR	THE JEWELL PARKERSON LOWE - Managed by NEUBERGER ALL CAP	220,628 16	228,610 25	10 04%
61	NR 90392 RR	THE JEWELL PARKERSON LOWE - Managed by NFJ DIVIDEND VALUE	267,486 81	273,132.28	11 99%
81	NR 90389 RR	THE JEWELL PARKERSON LOWE - PACE Multi	449,514 91	366,589.44	16 09%
Total			\$2,361,404.71	\$2,277,987.79	100 %

Change in the value of your accounts

Account	Opening value on December 1 (\$)	Deposits, including securities transferred in (\$)	Withdrawals and fees, including securities transferred out (\$)	Dividend and interest income (\$)	Change in value of accrued interest (\$)	Change in market value (\$)	Closing value on December 31 (\$)
NR 90387 RR THE JEWELL PARKERSON LOWE - Managed	1,159,162 49	0 00	0 00	25,245 43	136 10	-35,051 17	1,149,492 85
NR 90386 RR THE JEWELL PARKERSON LOWE - Basic	10,692 47	35 00	-10,727 73	0 26	0 00	0 00	0 00
NR 90390 RR THE JEWELL PARKERSON LOWE - Managed	253,919 87	0 00	-3 45	215 44	0 00	6,031 11	260,162 97

continued next page





Summary of your UBS portfolio
December 2013

Your Financial Advisor:
FRAYARD/BICKHAM
Telephone 504-584-5600/800-347-4522

Change in the value of your accounts (continued)

Account	Opening value on December 1 (\$)	Deposits, including securities transferred in (\$)	Withdrawals and fees, including securities transferred out (\$)	Dividend and interest income (\$)	Change in value of accrued interest (\$)	Change in market value (\$)	Closing value on December 31 (\$)
NR 90391 RR THE JEWELL PARKERSON LOWE - Managed	220,628.16	0.00	-5.28	215.21	0.00	7,772.16	228,610.25
NR 90392 RR THE JEWELL PARKERSON LOWE - Managed	267,486.81	0.00	-18.21	1,115.84	0.00	4,547.84	273,132.28
NR 90389 RR THE JEWELL PARKERSON LOWE - PACE Multi	449,514.91	10,647.68	-93,629.47	1,823.74	0.00	-1,767.42	366,589.44
Total	\$2,361,404.71	\$10,682.68	-\$104,384.14	\$28,615.92	\$136.10	-\$18,467.48	\$2,277,987.79

~~Dividend and interest income earned by account~~

For purposes of this statement, taxability of interest and dividend income has been determined from a US tax reporting perspective. Based upon the residence of the account holder, account type, or product type, some interest and/or dividend payments may not be subject to United States (US) and/or Puerto Rico (PR) income taxes. The client monthly statement is not intended to be used and cannot be relied upon for tax purposes. Clients should refer to the applicable tax reporting forms they receive from UBS annually, such

as the Forms 1099 and the Forms 480, for tax reporting information. It is the practice of UBS to file the applicable tax reporting forms with the US Internal Revenue Service and PR Treasury Department, and in such forms accurately classify dividends and/or interest as tax exempt or taxable income. Please consult your individual tax preparer.

Taxable accounts	Year to date					Estimated Annual Income(\$)
	Taxable dividends (\$)	Tax-exempt dividends (\$)	Taxable interest (\$)	Tax-exempt interest (\$)	Total (\$)	
NR 90387 RR THE JEWELL PARKERSON LOWE - Managed	42,183.70	0.00	12,734.47	0.00	54,918.17	32,379
NR 90386 RR THE JEWELL PARKERSON LOWE - Basic	0.73	0.00	0.00	0.00	0.73	

continued next page



Summary of your UBS portfolio
December 2013

Your Financial Advisor:
FRAYARD/BICKHAM
Telephone 504-584-5600/800-347-4522

Dividend and interest income earned by account (continued)

Taxable accounts (continued)	Year to date					Estimated Annual Income(\$)
	Taxable dividends (\$)	Tax-exempt dividends (\$)	Taxable interest (\$)	Tax-exempt interest (\$)	Total (\$)	
NR 90390 RR THE JEWELL PARKERSON LOWE - Managed	2,962 43	0 00	0 52	0 00	2,962.95	3,212
NR 90391 RR THE JEWELL PARKERSON LOWE - Managed	2,293 74	0 00	1 13	0 00	2,294 87	2,065
NR 90392 RR THE JEWELL PARKERSON LOWE - Managed	8,093 85	0 00	0 43	0 00	8,094 28	7,372
NR 90389 RR THE JEWELL PARKERSON LOWE - PACE Multi	8,569 66	0 00	0 00	0 00	8,569 66	6,139
Total taxable accounts		\$0.00	\$12,736.55 + 516.87 13,453.42	\$0.00	\$76,840.66	\$51,167

Summary of gains and losses by account

Values reported below exclude products for which gains and losses are not classified and products with a trade date of the prior year

Realized gains and losses

Taxable accounts	December 2013		Year to date	
	Short term (\$)	Long term (\$)	Short term (\$)	Long term (\$)
NR 90387 RR THE JEWELL PARKERSON LOWE - Managed	0 00	0 00	-1,422 87	1,444 75
NR 90390 RR THE JEWELL PARKERSON LOWE - Managed	0 00	0 00	-22 36	21,328 71

Unrealized gains and losses

Short term (\$)	Long term (\$)
-10,942 62	-15,656 00

12,218 01 78,739 21

continued next page





Summary of gains and losses by account (continued)

Realized gains and losses

Taxable accounts (continued)	December 2013		Year to date	
	Short term (\$)	Long term (\$)	Short term (\$)	Long term (\$)
NR 90391 RR THE JEWELL PARKERSON LOWE - Managed	153.56	1,740.42	2,701.95	21,197.79
NR 90392 RR THE JEWELL PARKERSON LOWE - Managed	0.00	1,935.04	1,891.33	10,073.75
NR 90389 RR THE JEWELL PARKERSON LOWE - PACE Multi	0.00	-105.64	0.00	12.59
Total taxable accounts	\$153.56	\$3,569.82	\$3,148.05	\$54,057.59

Unrealized gains and losses

Short term (\$)	Long term (\$)
12,545.45	42,093.04
3,499.79	62,456.93
-85.53	-3,158.78
\$17,235.10	\$164,474.40



UBS Financial Services Inc
1100 Poydras Street
Suite 900
New Orleans LA 70163-0900

ACCESS
December 2013

Your Financial Advisor:

FRAYARD/BICKHAM
Phone 504-584-5600/800-347-4522

Visit our website:

www.ubs.com/financialservices

Account name: THE JEWELL PARKERSON LOWE • FOUNDATION INC

(DISASTER RELIEF RESERVE FUND) • (ACCESS-PIMCO/FIXED INCOME)

Account number:

Your investment objectives:

You have identified the following investment objectives for this account. If you have questions about these objectives, disagree with them, or wish to change them, please contact your Financial Advisor or Branch Manager. You can find a full description of the alternative investment objectives in *Important information about your statement* at the end of this document.

Your return objective:

Current income & capital appreciation

Your risk profile:

Primary - Moderate

Investment eligibility consideration - None selected

Value of your account

	on November 29 (\$)	on December 31 (\$)
Your assets	1,159,162.49	1,149,492.85
Your liabilities	0.00	0.00
Value of your account	\$1,159,162.49	\$1,149,492.85
Accrued interest in value above	\$1,586.42	\$1,722.52

As a service to you, your portfolio value of \$1,149,492.85 includes accrued interest.

Change in the value of your account

	December 2013 (\$)	Year to date (\$)
Opening account value	\$1,159,162.49	\$1,187,978.96
Withdrawals and fees, including investments transferred out	0.00	-9,447.36
Dividend and interest income	25,245.43	56,893.01
Change in value of accrued interest	136.10	126.69
Change in market value	-35,051.17	-86,058.45
Closing account value	\$1,149,492.85	\$1,149,492.85





Cash activity summary

See Account activity this month for details. Balances in your Sweep Options are included in the opening and closing balances value. FDIC insurance applies only to deposits at UBS Bank USA, not to deposits at UBS AG, Stamford Branch or bank deposits placed through the UBS International Deposit Account program SIPC protection applies to money market sweep fund holdings but not bank deposits. See Important information about your statement on the last two pages of this document for details.

	December 2013 (\$)	Year to date (\$)
Opening balances	\$51,928.20	\$34,147.30
<i>Additions</i>		
Dividend and interest income	25,245.43	56,893.01
Proceeds from investment transactions	1,809.97	335,264.57
Total additions	\$27,055.40	\$392,157.58
<i>Subtractions</i>		
Professional management fees and related services	0.00	-8,082.36
Other funds debited	0.00	-1,365.00
Funds withdrawn for investments bought	-32,332.31	-370,206.23
Total subtractions	-\$32,332.31	-\$379,653.59
Net cash flow	-\$5,276.91	\$12,503.99
Closing balances	\$46,651.29	\$46,651.29

Dividend and interest income earned

For purposes of this statement, taxability of interest and dividend income has been determined from a US tax reporting perspective. Based upon the residence of the account holder, account type, or product type, some interest and/or dividend payments may not be subject to United States (US) and/or Puerto Rico (PR) income taxes. The client monthly statement is not intended to be used and cannot be relied upon for tax purposes. Clients should refer to the applicable tax reporting forms they receive from UBS annually, such as the Forms 1099 and the Forms 480, for tax reporting information. It is the practice of UBS to file the applicable tax reporting forms with the US Internal Revenue Service and PR Treasury Department, and in such forms accurately classify dividends and/or interest as tax exempt or taxable income. Please consult your individual tax preparer.

	December 2013 (\$)	Year to date (\$)
Taxable dividends	24,294.16	42,183.70
Taxable interest	1,021.88	12,883.77
Taxable accrued interest paid	-70.61	-748.76
Taxable accrued interest received	0.00	599.46
Total current year	\$25,245.43	\$54,918.17
Prior year adjustment	0.00	1,974.84
Total dividend & interest	\$25,245.43	\$56,893.01
Return of capital/principal	1,809.97	68,068.80

Summary of gains and losses

Values reported below exclude products for which gains and losses are not classified.

	Realized gains and losses		Unrealized gains and losses (\$)
	December 2013 (\$)	Year to date (\$)	
Short term	0.00	-1,422.87	-10,942.62
Long term	0.00	1,444.75	-15,656.00
Total	\$0.00	\$21.88	-\$26,598.62



ACCESS
December 2013

Account name:
Account number:

THE JEWELL PARKERSON LOWE

Your Financial Advisor:
FRAYARD/BICKHAM
504-584-5600/800-347-4522

UBS Bank USA Business Account APY

Interest period Nov 7 - Dec 5

Opening UBS Bank USA Business balance Nov 7	\$77,069 34
Closing UBS Bank USA Business balance Dec 5	\$53,804 11
Number of days in interest period	29
Average daily balance	\$55,414 17
Interest earned	\$1 27
Annual percentage yield earned	0 03%

Your account instructions

- Your ACCESS account is managed by PIMCO-TOTAL RETURN FI
- Your account cost basis default closing method is FIFO, First In, First Out
- Statement copies are sent to 1 interested party
 - RONALD J PREJEAN CPA





ACCESS
December 2013

Account name:
Account number:

THE JEWELL PARKERSON LOWE

Your Financial Advisor:
FRAYARD/BICKHAM
504-584-5600/800-347-4522

Your assets

Some prices, income and current values shown may be approximate. As a result, gains and losses may not be accurately reflected. See *Important information about your statement* at the end of this document for more information.

Cash

Cash and money balances

Cash and money balances may include available cash balances, UBS Bank USA deposit account balances, UBS AG Stamford Branch deposit account balances and money market mutual fund sweep balances.

UBS Bank USA deposit account balances are insured by the FDIC within applicable limits, but are not protected by SIPC. UBS AG Stamford Branch deposit account balances are not insured by FDIC and are not protected by SIPC. Money market sweep balances are protected by SIPC but are not insured by the FDIC. See the *Important information about your statement* at the end of this document for details about those balances.

Holding	Opening balance on Dec 1 (\$)	Closing balance on Dec 31 (\$)	Price per share on Dec 31 (\$)	Average rate	Dividend/Interest period	Days in period	Cap amount (\$)
Cash	0.00	320.63					
UBS BANK USA BUS ACCT	51,928.20	46,330.66					250,000.00
Total	\$51,928.20	\$46,651.29					

Fixed income

Asset backed securities

Prices are obtained from independent quotation bureaus that use computerized valuation formulas to calculate current values. Actual market values may vary and thus gains/losses may not be accurately

reflected. The cost basis for asset backed securities has been adjusted automatically for return of principal payments and if issued at a discount, accreted original issue discount (OID).

Holding	Trade date	Quantity	Purchase price(\$)	Adjusted cost basis (\$)	Price on Dec 31 (\$)	Value on Dec 31 (\$)	Unrealized gain or loss (\$)	Holding period
FNMA PL 745580								
RATE 05 0000% MATURES 06/01/36								
CURRENT PAR VALUE 1,150								
ACCRUED INTEREST \$4.78								
CUSIP 31403DJZ3								
EAI \$58 Current yield 4.61%	Sep 27, 13	9,000.000	108.281	1,244.87	108.532	1,248.11	3.24	ST

continued next page





ACCESS
December 2013

Account name:
Account number:

THE JEWELL PARKERSON LOWE

Your Financial Advisor:
FRAYARD/BICKHAM
504-584-5600/800-347-4522

Your assets • Fixed income • Asset backed securities (continued)

Holding	Trade date	Quantity	Purchase price(\$)	Adjusted cost basis (\$)	Price on Dec 31 (\$)	Value on Dec 31 (\$)	Unrealized gain or loss (\$)	Holding period
FNMA PL 995069 RATE 06.0000% MATURES 10/01/38 CURRENT PAR VALUE 8,807 ACCRUED INTEREST \$44.03 CUSIP 31416BMS4 EAI: \$528 Current yield: 5.39%	Nov 05, 08	63,000.000	101.746	8,960.90	111.317	9,803.68	842.78	LT
FHLMC PL G08323 RATE 05.0000% MATURES 02/01/39 CURRENT PAR VALUE 512 ACCRUED INTEREST \$2.13 CUSIP 3128MJLD0 EAI: \$26 Current yield: 4.64%	Sep 18, 13	3,000.000	108.250	554.38	107.684	551.34	-3.04	ST
FNMA PL AL2629 RATE 05.0000% MATURES 06/01/39 CURRENT PAR VALUE 8,069 ACCRUED INTEREST \$33.61 CUSIP 3138EJ4P0 EAI: \$403 Current yield: 4.61%	Mar 18, 13	15,000.000	108.351	8,742.50	108.506	8,755.34	12.84	ST
FNMA PL AB1389 RATE 04.5000% MATURES 08/01/40 CURRENT PAR VALUE 2,411 ACCRUED INTEREST \$9.04 CUSIP 31416WRK0 EAI: \$108 Current yield: 4.25%	Feb 02, 11	8,000.000	101.632	2,503.77	105.995	2,555.53	51.76	LT
FNMA PL AD8033 RATE 04.0000% MATURES 08/01/40 CURRENT PAR VALUE 25,216 ACCRUED INTEREST \$84.04 CUSIP 31418V4T6 EAI: \$1,009 Current yield: 3.88%	Aug 07, 12	62,000.000	107.046	26,992.35	102.988	25,969.45	-1,022.90	LT
FHLMC PL A97046 RATE 04.5000% MATURES 02/01/41 CURRENT PAR VALUE 15,341 ACCRUED INTEREST \$57.52 CUSIP 312945ZK7 EAI: \$690 Current yield: 4.25%	Feb 09, 11	36,000.000	100.554	15,425.69	105.986	16,259.31	833.62	LT

continued next page



ACCESS
December 2013

Account name:
Account number:

THE JEWELL PARKERSON LOWE

Your Financial Advisor:
FRAYARD/BICKHAM
504-584-5600/800-347-4522

Your assets • Fixed income • Asset backed securities (continued)

Holding	Trade date	Quantity	Purchase price(\$)	Adjusted cost basis (\$)	Price on Dec 31 (\$)	Value on Dec 31 (\$)	Unrealized gain or loss (\$)	Holding period
FHLMC PL A97047 RATE 04.5000% MATURES 02/01/41 CURRENT PAR VALUE 14,209 ACCRUED INTEREST \$53.28 CUSIP 312945ZL5								
EAI \$639 Current yield 4.25%	Feb 11, 11	31,000.000	100.660	14,302.63	105.972	15,057.56	754.93	LT
FNMA PL AH3645 RATE 04.0000% MATURES 02/01/41 CURRENT PAR VALUE 30,744 ACCRUED INTEREST \$102.47 CUSIP 3138A5BP6								
EAI \$1,230 Current yield 3.88%	Apr 09, 12	63,000.000	105.718	32,502.06	103.008	31,668.77	-833.29	LT
FNMA PL AL0160 RATE 04.5000% MATURES 05/01/41 CURRENT PAR VALUE 2,352 ACCRUED INTEREST \$8.82 CUSIP 3138EGFA7								
EAI \$106 Current yield 4.23%	Mar 13, 13	5,000.000	107.968	2,539.63	106.307	2,500.34	-39.29	ST
FNMA PL AL0789 RATE 04.0000% MATURES 09/01/41 CURRENT PAR VALUE 1,383 ACCRUED INTEREST \$4.60 CUSIP 3138EG2X1								
EAI \$55 Current yield 3.88%	Oct 12, 12	2,000.000	108.671	1,502.46	103.166	1,426.78	-75.68	LT
FNMA PL AL1700 RATE 04.0000% MATURES 09/01/41 CURRENT PAR VALUE 1,256 ACCRUED INTEREST \$4.18 CUSIP 3138EH3J9								
EAI \$50 Current yield 3.88%	Apr 26, 13	2,000.000	107.054	1,345.12	103.002	1,293.70	-51.42	ST
FNMA PL AP7488 RATE 03.5000% MATURES 09/01/42 CURRENT PAR VALUE 45,869 ACCRUED INTEREST \$133.78 CUSIP 3138MBKA3								
EAI \$1,605 Current yield 3.52%	Oct 05, 12	53,000.000	107.218	49,179.70	99.440	45,612.13	-3,567.57	LT

continued next page



L



ACCESS
December 2013

Account name:
Account number:

THE JEWELL PARKERSON LOWE

Your Financial Advisor:
FRAYARD/BICKHAM
504-584-5600/800-347-4522

Your assets ▸ Fixed income ▸ Asset backed securities (continued)

Holding	Trade date	Quantity	Purchase price(\$)	Adjusted cost basis (\$)	Price on Dec 31 (\$)	Value on Dec 31 (\$)	Unrealized gain or loss (\$)	Holding period
FNMA PL AB7079 RATE 03.0000% MATURES 11/01/42 CURRENT PAR VALUE 36,061 ACCRUED INTEREST \$90.15 CUSIP 31417D2M4 EAI: \$1,082 Current yield: 3.16%	Nov 07, 12	38,000.000	105.398	38,007.12	95.039	34,272.01	-3,735.11	LT
FNMA PL AQ7081 RATE 03.5000% MATURES 12/01/42 CURRENT PAR VALUE 929 ACCRUED INTEREST \$2.70 CUSIP 3138MN2P4 EAI: \$33 Current yield: 3.52%	Jul 10, 13	1,000.000	100.015	928.97	99.533	924.66	-4.31	ST
FNMA PL AL3424 RATE 04.0000% MATURES 01/01/43 CURRENT PAR VALUE 2,653 ACCRUED INTEREST \$8.84 CUSIP 3138EKYW9 EAI: \$106 Current yield: 3.88%	Jul 10, 13	3,000.000	103.343	2,741.31	103.072	2,734.50	-6.81	ST
FNMA PL AR2583 RATE 03.5000% MATURES 02/01/43 CURRENT PAR VALUE 945 ACCRUED INTEREST \$2.75 CUSIP 3138NY2R5 EAI: \$33 Current yield: 3.52%	Feb 13, 13	1,000.000	105.421	995.74	99.440	939.70	-56.04	ST
FHLMC PL Q16644 RATE 03.5000% MATURES 03/01/43 CURRENT PAR VALUE 963 ACCRUED INTEREST \$2.80 CUSIP 3132J7ZJ4 EAI: \$34 Current yield: 3.52%	Sep 19, 13	1,000.000	99.347	956.60	99.335	956.59	-0.01	ST
FNMA PL AT6306 RATE 04.0000% MATURES 06/01/43 CURRENT PAR VALUE 2,961 ACCRUED INTEREST \$9.87 CUSIP 3138WUAG8 EAI: \$118 Current yield: 3.87%	Dec 16, 13	3,000.000	103.726	3,071.48	103.255	3,057.38	-14.10	ST

continued next page



ACCESS
December 2013

Account name:
Account number:

THE JEWELL PARKERSON LOWE

Your Financial Advisor:
FRAYARD/BICKHAM
504-584-5600/800-347-4522

Your assets • Fixed income • Asset backed securities (continued)

Holding	Trade date	Quantity	Purchase price(\$)	Adjusted cost basis (\$)	Price on Dec 31 (\$)	Value on Dec 31 (\$)	Unrealized gain or loss (\$)	Holding period
FNMA PL AU3751 RATE 04 0000% MATURES 08/01/43 CURRENT PAR VALUE 3,908 ACCRUED INTEREST \$13 02 CUSIP 3138X3EZ1								
EAI \$156 Current yield 3 88%	Oct 11, 13	4,000 000	104 867	4,098 25	103 070	4,027.97	-70 28	ST
FNMA PL AU2933 RATE 03.5000% MATURES 09/01/43 CURRENT PAR VALUE 1,981 ACCRUED INTEREST \$5 77 CUSIP 3138X2HK3								
EAI \$69 Current yield 3 51%	Sep 16, 13	2,000 000	99 496	1,971 36	99 597	1,973 01	1 65	ST
FNMA PL AS0415 RATE 04 0000% MATURES 09/01/43 CURRENT PAR VALUE 4,897 ACCRUED INTEREST \$16 32 CUSIP 3138W9N97								
EAI \$196 Current yield 3 88%	Sep 18, 13	5,000 000	103 929	5,089 68	103 032	5,045 47	-44 21	ST
FNMA PL AU7258 RATE 03 5000% MATURES 10/01/43 CURRENT PAR VALUE 2,986 ACCRUED INTEREST \$8 70 CUSIP 3138X7B44								
EAI \$105 Current yield 3 52%	Oct 11, 13	3,000 000	101 640	3,034 62	99 503	2,971 15	-63 47	ST
Total		413,000.000		\$226,691.19		\$219,604.48	-\$7,086.71	
Total accrued interest: \$703.20								
Total estimated annual income: \$8,439								





Your assets • Fixed income (continued)

Mutual funds

Total reinvested is the total of all reinvested dividends. It does not include any cash dividends. It is not a tax lot for the purposes of determining holding periods or cost basis. The shares you receive each time you reinvest dividends become a separate tax lot.

Cost basis is the total purchase cost of the security, including reinvested dividends. The cost basis may need to be adjusted for return of capital payments in order to determine the adjusted cost basis for tax reporting purposes.

Unrealized (tax) gain or loss is the difference between the current value and the cost basis and would generally be your taxable gain or loss if the security was sold on this date. The unrealized (tax) gain or loss may need to be adjusted for return of capital payments in order to determine the realized gain or loss for tax reporting purposes.

Investment return is the current value minus the amount you invested. It does not include shares that are not reflected on your statement, including shares that have been realized as either a gain or a loss. It also does not include cash dividends that were not reinvested.

Holding	Number of shares	Purchase price/ Average price per share (\$)	Client investment (\$)	Cost basis (\$)	Price per share on Dec 31 (\$)	Value on Dec 31 (\$)	Unrealized (tax) gain or loss (\$)	Investment return (\$)	Holding period
ALLIANZ FIXED INCOME									
SHARES: SERIES C									
Symbol: FXICX									
Trade date: Jun 4, 02	6,101.000	10.960	66,866.96	66,866.96	12.190	74,371.19	7,504.23		LT
Trade date: Nov 24, 03	430.000	11.700	5,031.00	5,031.00	12.190	5,241.70	210.70		LT
Trade date: Feb 19, 04	420.000	11.800	4,956.00	4,956.00	12.190	5,119.80	163.80		LT
Trade date: May 14, 04	595.000	11.200	6,664.00	6,664.00	12.190	7,253.05	589.05		LT
Trade date: Apr 7, 05	237.000	11.700	2,772.90	2,772.90	12.190	2,889.03	116.13		LT
Trade date: Nov 9, 05	380.000	11.570	4,396.60	4,396.60	12.190	4,632.20	235.60		LT
Trade date: Apr 24, 06	245.000	11.330	2,775.85	2,775.85	12.190	2,986.55	210.70		LT
Trade date: Jun 5, 06	165.000	11.320	1,867.80	1,867.80	12.190	2,011.35	143.55		LT
Trade date: Feb 6, 07	570.000	11.390	6,492.30	6,492.30	12.190	6,948.30	456.00		LT
Trade date: Jan 21, 09	675.000	11.820	7,978.50	7,978.50	12.190	8,228.25	249.75		LT
Trade date: Apr 13, 09	997.000	11.210	11,176.37	11,176.37	12.190	12,153.43	977.06		LT
Trade date: Jan 6, 10	555.000	12.370	6,865.35	6,865.35	12.190	6,765.45	-99.90		LT
Trade date: Dec 30, 10	895.000	12.610	11,285.95	11,285.95	12.190	10,910.05	-375.90		LT
Trade date: Feb 18, 11	1,800.000	12.820	23,076.00	23,076.00	12.190	21,942.00	-1,134.00		LT
Trade date: Jul 6, 11	2,380.000	13.220	31,463.60	31,463.60	12.190	29,012.20	-2,451.40		LT
Trade date: Aug 16, 11	495.000	13.030	6,449.85	6,449.85	12.190	6,034.05	-415.80		LT
Trade date: Oct 4, 11	885.000	12.160	10,761.60	10,761.60	12.190	10,788.15	26.55		LT
Trade date: Dec 28, 12	475.000	13.490	6,407.75	6,407.75	12.190	5,790.25	-617.50		LT
Trade date: Aug 12, 13	535.000	13.030	6,971.05	6,971.05	12.190	6,521.65	-449.40		ST
Trade date: Sep 11, 13	730.000	12.800	9,344.00	9,344.00	12.190	8,898.70	-445.30		ST
Trade date: Oct 4, 13	630.000	13.050	8,221.50	8,221.50	12.190	7,679.70	-541.80		ST
Trade date: Nov 8, 13	570.000	13.090	7,461.30	7,461.30	12.190	6,948.30	-513.00		ST

continued next page



ACCESS
December 2013

Account name: THE JEWELL PARKERSON LOWE
Account number:

Your Financial Advisor:
FRAYARD/BICKHAM
504-584-5600/800-347-4522

Your assets • Fixed income • Mutual funds (continued)

Holding	Number of shares	Purchase price/ Average price per share (\$)	Client investment (\$)	Cost basis (\$)	Price per share on Dec 31 (\$)	Value on Dec 31 (\$)	Unrealized (tax) gain or loss (\$)	Investment return (\$)	Holding period
Trade date Dec 26, 13	520 000	12 160	6,323 20	6,323 20	12 190	6,338 80	15 60		ST
EAI \$11,983 Current yield 4 62%									
Securty total	21,285 000	12 009	255,609 43	255,609 43		259,464 15	3,854 72	3,854 72	
ALLIANZ FIXED INCOME									
SHARES SERIES M									
Symbol: FXIMX									
Trade date Jun 4, 02	2,813 000	11 150	31,364 95	31,364 95	10 580	29,761 54	-1,603 41		LT
Trade date Feb 6, 03	725 000	11 360	8,236 00	8,236 00	10 580	7,670 50	-565 50		LT
Trade date Nov 24, 03	440 000	11.570	5,090 80	5,090 80	10 580	4,655 20	-435 60		LT
Trade date Feb 19, 04	480 000	11 620	5,577 60	5,577 60	10 580	5,078 40	-499 20		LT
Trade date May 14, 04	310 000	11 190	3,468 90	3,468 90	10 580	3,279 80	-189 10		LT
Trade date Feb 2, 05	697 000	11 410	7,952 77	7,952 77	10 580	7,374 26	-578 51		LT
Trade date Apr 7, 05	418 000	11 250	4,702 50	4,702 50	10 580	4,422 44	-280 06		LT
Trade date Nov 8, 05	830 000	11 070	9,188 10	9,188 10	10 580	8,781 40	-406 70		LT
Trade date Jun 5, 06	620 000	10 860	6,733 20	6,733 20	10 580	6,559 60	-173 60		LT
Trade date Apr 12, 07	270 000	11 350	3,064 50	3,064 50	10 580	2,856 60	-207 90		LT
Trade date Apr 3, 08	1,715 000	11 050	18,950 75	18,950 75	10 580	18,144 70	-806 05		LT
Trade date Nov 7, 08	25 000	8 760	219 00	219 00	10 580	264 50	45 50		LT
Trade date Jan 21, 09	3,874 000	8 420	32,619 08	32,619 08	10 580	40,986 92	8,367 84		LT
Trade date Apr 13, 09	628 000	8 590	5,394 52	5,394 52	10 580	6,644 24	1,249 72		LT
Trade date Jan 6, 10	185 000	9 730	1,800 05	1,800 05	10 580	1,957 30	157 25		LT
Trade date Jan 14, 10	70 000	9 820	687 40	687 40	10 580	740 60	53 20		LT
Trade date Feb 18, 11	2,545 000	10 260	26,111 70	26,111 70	10 580	26,926 10	814 40		LT
Trade date Jul 6, 11	3,035 000	10 600	32,171 00	32,171 00	10 580	32,110 30	-60 70		LT
Trade date Mar 19, 12	620 000	10 570	6,553 40	6,553 40	10 580	6,559 60	6 20		LT
Trade date Aug 14, 13	760 000	10 670	8,109 20	8,109 20	10 580	8,040 80	-68 40		ST
Trade date Sep 11, 13	640 000	10 520	6,732 80	6,732 80	10 580	6,771 20	38 40		ST
Trade date Oct 4, 13	750 000	10 750	8,062 50	8,062 50	10 580	7,935 00	-127 50		ST
Trade date Nov 8, 13	580 000	10 810	6,269 80	6,269 80	10 580	6,136 40	-133 40		ST
Trade date Dec 26, 13	620 000	10 550	6,541 00	6,541 00	10 580	6,559 60	18 60		ST
EAI \$7,828 Current yield 3 13%									

continued next page





ACCESS
December 2013

Account name: THE JEWELL PARKERSON LOWE
Account number:

Your Financial Advisor:
FRAYARD/BICKHAM
504-584-5600/800-347-4522

Your assets • Fixed income • Mutual funds (continued)

Holding	Number of shares	Purchase price/ Average price per share (\$)	Client investment (\$)	Cost basis (\$)	Price per share on Dec 31 (\$)	Value on Dec 31 (\$)	Unrealized (tax) gain or loss (\$)	Investment return (\$)	Holding period
Security total	23,650.000	10.385	245,601.52	245,601.52		250,217.00	4,615.48	4,615.48	
Total			\$501,210.95	\$501,210.95		\$509,681.15	\$8,470.20	\$8,470.20	

Total estimated annual income: \$19,811

Government securities

Prices are obtained from independent quotation bureaus that use computerized valuation formulas to calculate current values. Actual market values may vary and thus gains/losses may not be accurately reflected. Cost basis has been adjusted for accreted original issue discount (OID). If you have made a

tax election to deduct the premium amortization on taxable debt securities, you may request that UBS adjust cost basis for the bond premium amortization.

Holding	Trade date	Quantity	Purchase price (\$)	Cost basis (\$)	Price on Dec 31 (\$)	Value on Dec 31 (\$)	Unrealized gain or loss (\$)	Holding period
U S TREASURY NOTE								
RATE 0.7500% MATURES 10/31/17								
ACCRUED INTEREST \$120.06								
CUSIP 912828TWO								
EAI: \$713 Current yield: 0.76%								
Original cost basis: \$76,308.75								
	Dec 13, 12	76,000.000	100.329	76,250.21	98.188	74,622.88	-1,627.33	LT
	Jul 09, 13	4,000.000	97.824	3,912.97	98.188	3,927.52	14.55	ST
	Aug 20, 13	3,000.000	97.820	2,934.61	98.188	2,945.64	11.03	ST
	Sep 17, 13	3,000.000	97.715	2,931.45	98.188	2,945.64	14.19	ST
	Nov 12, 13	4,000.000	98.734	3,949.38	98.188	3,927.52	-21.86	ST
	Dec 30, 13	5,000.000	98.285	4,914.26	98.188	4,909.40	-4.86	ST
Security total		95,000.000		94,892.88		93,278.60	-1,614.28	
U S TREASURY NOTE								
RATE 1.1250% MATURES 12/31/19								
CUSIP 912828UF5								
EAI: \$675 Current yield: 1.19%								
	Jan 09, 13	24,000.000	99.101	23,784.38	94.445	22,666.80	-1,117.58	ST
	Jan 15, 13	13,000.000	99.351	12,915.70	94.445	12,277.85	-637.85	ST
	Jan 22, 13	2,000.000	99.320	1,986.41	94.445	1,888.90	-97.51	ST
	Jan 29, 13	9,000.000	98.390	8,855.16	94.445	8,500.05	-355.11	ST
	Aug 20, 13	4,000.000	94.492	3,779.69	94.445	3,777.80	-1.89	ST
	Sep 17, 13	2,000.000	94.484	1,889.69	94.445	1,888.90	-0.79	ST
	Nov 12, 13	3,000.000	95.539	2,866.17	94.445	2,833.35	-32.82	ST
	Dec 30, 13	3,000.000	94.609	2,838.28	94.445	2,833.35	-4.93	ST
Security total		60,000.000		58,915.48		56,667.00	-2,248.48	

continued next page



ACCESS
December 2013

Account name:
Account number:

THE JEWELL PARKERSON LOWE

Your Financial Advisor:
FRAYARD/BICKHAM
504-584-5600/800-347-4522

Your assets , Fixed income , Government securities (continued)

Holding	Trade date	Quantity	Purchase price (\$)	Cost basis (\$)	Price on Dec 31 (\$)	Value on Dec 31 (\$)	Unrealized gain or loss (\$)	Holding period
U S TREASURY NOTE								
RATE 2.0000% MATURES 11/15/21								
ACCRUED INTEREST \$111.82								
CUSIP 912828RR3								
EAI \$880 Current yield 2.10%								
Original cost basis \$17,625.55	May 07, 13	17,000.000	103.433	17,583.74	95.445	16,225.65	-1,358.09	ST
Original cost basis \$4,106.56	May 14, 13	4,000.000	102.498	4,099.94	95.445	3,817.80	-282.14	ST
Original cost basis \$4,115.31	May 21, 13	4,000.000	102.706	4,108.26	95.445	3,817.80	-290.46	ST
Original cost basis \$6,058.83	Jun 04, 13	6,000.000	100.938	6,056.31	95.445	5,726.70	-329.61	ST
Original cost basis \$6,031.41	Jun 11, 13	6,000.000	100.511	6,030.68	95.445	5,726.70	-303.98	ST
	Aug 20, 13	3,000.000	95.972	2,879.18	95.445	2,863.35	-15.83	ST
	Sep 17, 13	1,000.000	95.836	958.36	95.445	954.45	-3.91	ST
	Dec 10, 13	3,000.000	97.082	2,912.46	95.445	2,863.35	-49.11	ST
Security total		44,000.000		44,628.93		41,995.80	-2,633.13	
US TSY INFL PROT NOTE								
RATE 0.1250% DUE 07/15/22								
CURRENT PAR VALUE 102,583								
ACCRUED INTEREST \$58.88								
CUSIP 912828TE0								
EAI \$128 Current yield 0.13%	Jul 24, 12	21,000.000	108.484	23,138.62	95.789	20,430.96	-2,707.66	LT
	Jul 24, 12	14,000.000	108.468	15,423.47	95.789	13,620.64	-1,802.83	LT
	Nov 28, 12	25,000.000	109.250	27,745.73	95.789	24,322.58	-3,423.15	LT
	Dec 07, 12	35,000.000	110.351	39,228.07	95.789	34,051.61	-5,176.46	LT
	Jun 25, 13	6,000.000	96.437	5,882.14	95.789	5,837.42	-44.72	ST
Security total		101,000.000		111,418.03		98,263.22	-13,154.82	
U S TREASURY NOTE								
RATE 2.0000% MATURES 02/15/23								
ACCRUED INTEREST \$300.00								
CUSIP 912828UN8								
EAI \$800 Current yield 2.16%								
Original cost basis \$7,066.17	Mar 05, 13	7,000.000	100.894	7,062.58	92.766	6,493.62	-568.96	ST
Original cost basis \$24,292.50	Apr 02, 13	24,000.000	101.153	24,276.82	92.766	22,263.84	-2,012.98	ST
	Aug 06, 13	3,000.000	94.980	2,849.41	92.766	2,782.98	-66.43	ST
	Aug 20, 13	2,000.000	93.363	1,867.27	92.766	1,855.32	-11.95	ST

continued next page





ACCESS
December 2013

Account name:
Account number:

THE JEWELL PARKERSON LOWE

Your Financial Advisor:
FRAYARD/BICKHAM
504-584-5600/800-347-4522

Your assets • Fixed income • Government securities (continued)

Holding	Trade date	Quantity	Purchase price (\$)	Cost basis (\$)	Price on Dec 31 (\$)	Value on Dec 31 (\$)	Unrealized gain or loss (\$)	Holding period
	Nov 12, 13	4,000.000	94.265	3,770.63	92.766	3,710.64	-59.99	ST
Security total		40,000.000		39,826.71		37,106.40	-2,720.31	
US TSY INFL PROT BOND								
RATE 2.3750% DUE 01/15/25								
CURRENT PAR VALUE 19,826								
ACCRUED INTEREST \$216.24								
CUSIP 912810FR4								
EAI: \$471 Current yield: 2.07%	Oct 23, 13	6,000.000	120.625	8,967.98	114.945	8,545.87	-422.11	ST
	Oct 23, 13	3,000.000	120.687	4,486.29	114.945	4,272.94	-213.35	ST
	Nov 12, 13	3,000.000	117.437	4,370.73	114.945	4,272.94	-97.79	ST
	Dec 30, 13	4,000.000	115.640	5,731.58	114.945	5,697.25	-34.33	ST
Security total		16,000.000		23,556.58		22,788.99	-767.58	
US TSY INFL PROT NOTE								
RATE 2.5000% DUE 01/15/29								
CURRENT PAR VALUE 18,494								
ACCRUED INTEREST \$212.32								
CUSIP 912810PZ5								
EAI: \$462 Current yield: 2.13%	Jul 13, 12	7,000.000	142.953	10,885.99	117.516	8,949.05	-1,936.94	LT
	Dec 27, 12	10,000.000	144.187	15,690.92	117.516	12,784.35	-2,906.57	LT
Security total		17,000.000		26,576.91		21,733.40	-4,843.51	
Total		373,000.000		\$399,815.52		\$371,833.41	-\$27,982.11	
Total accrued interest: \$1,019.32								
Total estimated annual income: \$4,129								

Your total assets

		Value on Dec 31 (\$)	Percentage of your account	Cost basis (\$)	Estimated annual income (\$)	Unrealized gain or loss (\$)
Cash	Cash and money balances	46,651.29	4.06%	46,651.29		
Fixed income	Asset backed securities	219,604.48		226,691.19	8,439.00	-7,086.71
	Mutual funds	509,681.15		501,210.95	19,811.00	8,470.20
	Government securities	371,833.41		399,815.52	4,129.00	-27,982.11
	Total accrued interest	1,722.52				
	Total fixed income	1,102,841.56	95.94%	1,127,717.66	32,379.00	-26,598.62
Total		\$1,149,492.85	100.00%	\$1,174,368.95	\$32,379.00	-\$26,598.62



ACCESS
December 2013

Account name: THE JEWELL PARKERSON LOWE
Account number:

Your Financial Advisor:
FRAYARD/BICKHAM
504-584-5600/800-347-4522

Account activity this month

	Date	Activity	Description	Amount (\$)
Dividend and interest income				
<i>Taxable dividends</i>				
	Dec 3	Dividend	ALLIANZ FIXED INCOME SHARES SERIES C AS OF 11/29/13	1,113 64
	Dec 3	Dividend	ALLIANZ FIXED INCOME SHARES SERIES M AS OF 11/29/13	761 00
	Dec 24	Dividend	ALLIANZ FIXED INCOME SHARES SERIES C AS OF 12/20/13	750 70
	Dec 24	St Cap Gain	ALLIANZ FIXED INCOME SHARES SERIES C SHORT TERM CAPITAL GAIN AS OF 12/20/13	6,628 50
	Dec 24	Lt Cap Gain	ALLIANZ FIXED INCOME SHARES SERIES C LONG TERM CAPITAL GAIN AS OF 12/20/13	10,660.75
	Dec 24	Dividend	ALLIANZ FIXED INCOME SHARES SERIES M AS OF 12/20/13	128 97
	Dec 24	Lt Cap Gain	ALLIANZ FIXED INCOME SHARES SERIES M LONG TERM CAPITAL GAIN AS OF 12/20/13	4,250 60
		Total taxable dividends		\$24,294.16
<i>Taxable interest</i>				
	Dec 6	Interest	UBS BANK USA BUSINESS ACCOUNT AS OF 12/05/13	1 27
	Dec 16	Interest	FHLMC PL G08323 05 0000 DUE 02/01/39 FACTOR 0 170710000000 PAID ON 3000 AS OF 12/15/13 CUSIP 3128MJLD0	2 19
	Dec 16	Interest	FHLMC PL A97046 04 5000 DUE 02/01/41 FACTOR 0 426130900000 PAID ON 36000 AS OF 12/15/13 CUSIP 312945ZK7	57 98
	Dec 16	Interest	FHLMC PL A97047 04 5000 DUE 02/01/41 FACTOR 0 458350200000 PAID ON 31000 AS OF 12/15/13 CUSIP 312945ZL5	53 87
	Dec 16	Interest	FHLMC PL Q16644 03 5000 DUE 03/01/43 FACTOR 0 962893300000 PAID ON 1000 AS OF 12/15/13 CUSIP 3132J7ZJ4	2 81
	Dec 26	Interest	FNMA PL 995069 06 0000 DUE 10/01/38 FACTOR 0 139795790000 PAID ON 63000 AS OF 12/25/13 CUSIP 31416BMS4	44 90
	Dec 26	Interest	FNMA PL AB1389 04 5000 DUE 08/01/40 FACTOR 0 301345830000 PAID ON 8000 AS OF 12/25/13 CUSIP 31416WRK0	9 13
	Dec 26	Interest	FNMA PL AL0160 04 5000 DUE 05/01/41 FACTOR 0 470442550000 PAID ON 5000 AS OF 12/25/13 CUSIP 3138EGFA7	8 92

continued next page





ACCESS
December 2013

Account name: THE JEWELL PARKERSON LOWE
Account number:

Your Financial Advisor:
FRAYARD/BICKHAM
504-584-5600/800-347-4522

Account activity this month (continued)

	Date	Activity	Description	Amount (\$)
Dividend and interest income (continued)				
<i>Taxable interest (continued)</i>				
	Dec 26	Interest	FNMA PL AH3645 04.0000 DUE 02/01/41 FACTOR 0.488001820000 PAID ON 63000 AS OF 12/25/13 CUSIP: 3138A5BP6	103.39
	Dec 26	Interest	FNMA PL AD8033 04.0000 DUE 08/01/40 FACTOR 0.406704260000 PAID ON 62000 AS OF 12/25/13 CUSIP: 31418V4T6	85.22
	Dec 26	Interest	FNMA PL AP7488 03.5000 DUE 09/01/42 FACTOR 0.865450710000 PAID ON 53000 AS OF 12/25/13 CUSIP: 3138MBKA3	134.04
	Dec 26	Interest	FNMA PL AL0789 04.0000 DUE 09/01/41 FACTOR 0.691291160000 PAID ON 2000 AS OF 12/25/13 CUSIP: 3138EG2X1	4.65
	Dec 26	Interest	FNMA PL AB7079 03.0000 DUE 11/01/42 FACTOR 0.948962480000 PAID ON 38000 AS OF 12/25/13 CUSIP: 31417D2M4	90.61
	Dec 26	Interest	FNMA PL AR2583 03.5000 DUE 02/01/43 FACTOR 0.944543680000 PAID ON 1000 AS OF 12/25/13 CUSIP: 3138NY2R5	2.76
	Dec 26	Interest	FNMA PL AL2629 05.0000 DUE 06/01/39 FACTOR 0.537912860000 PAID ON 15000 AS OF 12/25/13 CUSIP: 3138EJ4P0	34.78
	Dec 26	Interest	FNMA PL AL1700 04.0000 DUE 09/01/41 FACTOR 0.628245900000 PAID ON 2000 AS OF 12/25/13 CUSIP: 3138EH3J9	4.22
	Dec 26	Interest	FNMA PL AQ7081 03.5000 DUE 12/01/42 FACTOR 0.928834970000 PAID ON 1000 AS OF 12/25/13 CUSIP: 3138MN2P4	2.75
	Dec 26	Interest	FNMA PL AL3424 04.0000 DUE 01/01/43 FACTOR 0.884213750000 PAID ON 3000 AS OF 12/25/13 CUSIP: 3138EKYW9	8.91
	Dec 26	Interest	FNMA PL AU2933 03.5000 DUE 09/01/43 FACTOR 0.990675550000 PAID ON 2000 AS OF 12/25/13 CUSIP: 3138X2HK3	5.79
	Dec 26	Interest	FNMA PL AS0415 04.0000 DUE 09/01/43 FACTOR 0.979453810000 PAID ON 5000 AS OF 12/25/13 CUSIP: 3138W9N97	16.35

continued next page



ACCESS
December 2013

Account name.
Account number.

THE JEWELL PARKERSON LOWE

Your Financial Advisor:
FRAYARD/BICKHAM
504-584-5600/800-347-4522

Account activity this month (continued)

	Date	Activity	Description	Amount (\$)
Dividend and interest income (continued)				
<i>Taxable interest (continued)</i>				
	Dec 26	Interest	FNMA PL 745580 05 0000 DUE 06/01/36 FACTOR 0 127741610000 PAID ON 9000 AS OF 12/25/13 CUSIP 31403DJZ3	4 91
	Dec 26	Interest	FNMA PL AU7258 03 5000 DUE 10/01/43 FACTOR 0 995219350000 PAID ON 3000 AS OF 12/25/13 CUSIP 3138X7B44	8 72
	Dec 26	Interest	FNMA PL AU3751 04 0000 DUE 08/01/43 FACTOR 0 977013160000 PAID ON 4000 AS OF 12/25/13 CUSIP 3138X3EZ1	13 08
	Dec 31	Interest	US TSY NOTE 01 125 % DUE 12/31/19 DTD 12/31/12 FC 06/30/13 PAID ON 57000 CUSIP 912828UF5	320 63
	Total accrued interest paid			-\$70.61
	Total taxable interest			\$951.27
	Total dividend and interest income			\$25,245.43

Investment transactions

For more information about the price/value shown for restricted securities, see *Important information about your statement* at the end of this document

Date	Activity	Description	Quantity	Value (\$)	Price (\$)	Proceeds from investment transactions (\$)	Funds withdrawn for investments bought (\$)	Accrued interest (\$)
Dec 11	Bought	US TSY NOTE 02 000 % DUE 11/15/21 DTD 11/15/11 FC 05/15/12 AGENCY PURCHASE YTM = 2.406 UNSOLICITED CUSIP NO 912828RR3 ▶ Capacity Agent	3,000 000		97 0820310		-2,912 46	-4 31
Dec 16	Return Of Principal	FHLMC PL G08323 05 0000 DUE 02/01/39 FACTOR 0 170710000000 PAID ON 3000 AS OF 12/15/13 CUSIP 3128MJLD0				14 26		
Dec 16	Return Of Principal	FHLMC PL A97046 04 5000 DUE 02/01/41 FACTOR 0 426130900000 PAID ON 36000 AS OF 12/15/13 CUSIP 312945ZK7				121 10		

continued next page





ACCESS
December 2013

Account name:
Account number:

THE JEWELL PARKERSON LOWE

Your Financial Advisor:
FRAYARD/BICKHAM
504-584-5600/800-347-4522

Account activity this month (continued)

Investment transactions (continued)

Date	Activity	Description	Quantity	Value (\$)	Price (\$)	Proceeds from investment transactions (\$)	Funds withdrawn for investments bought (\$)	Accrued interest (\$)
Dec 16	Return Of Principal	FHLMC PL A97047 04.5000 DUE 02/01/41 FACTOR 0.458350200000 PAID ON 31000 AS OF 12/15/13 CUSIP: 312945ZL5				156.15		
Dec 16	Return Of Principal	FHLMC PL Q16644 03.5000 DUE 03/01/43 FACTOR 0.962893300000 PAID ON 1000 AS OF 12/15/13 CUSIP: 3132J7ZJ4				1.60		
Dec 19	Bought	FNMA PL AT6306 04.0000 DUE 06/01/43 C.P.V. 2961 AGENCY PURCHASE UNSOLICITED Offering documents for transactions in newly issued Federal Home Loan Bank, Federal National Mortgage Association, Federal Farm Credit Bank, Federal Home Loan Mortgage Corporation and Government National Mortgage Association securities can be found by visiting their respective websites directly: www.fhfb-of.com ; www.fanniemae.com ; www.farmcredit-ffcb.com ; www.freddiemac.com ; and www.ginniemae.gov . ▶ CUSIP NO. 3138WUAG8 ▶ Capacity: Agent	3,000.000		103.7265630		-3,071.50	-5.92
Dec 26	Return Of Principal	FNMA PL 995069 06.0000 DUE 10/01/38 FACTOR 0.139795790000 PAID ON 63000 AS OF 12/25/13 CUSIP: 31416BMS4				172.96		
Dec 26	Return Of Principal	FNMA PL AB1389 04.5000 DUE 08/01/40 FACTOR 0.301345830000 PAID ON 8000 AS OF 12/25/13 CUSIP: 31416WRK0				23.44		
Dec 26	Return Of Principal	FNMA PL AL0160 04.5000 DUE 05/01/41 FACTOR 0.470442550000 PAID ON 5000 AS OF 12/25/13 CUSIP: 3138EGFA7				26.80		
Dec 26	Return Of Principal	FNMA PL AH3645 04.0000 DUE 02/01/41 FACTOR 0.488001820000 PAID ON 63000 AS OF 12/25/13 CUSIP: 3138A58P6				273.32		
Dec 26	Return Of Principal	FNMA PL AD8033 04.0000 DUE 08/01/40 FACTOR 0.406704260000 PAID ON 62000 AS OF 12/25/13 CUSIP: 31418V4T6				351.45		
Dec 26	Return Of Principal	FNMA PL AP7488 03.5000 DUE 09/01/42 FACTOR 0.865450710000 PAID ON 53000 AS OF 12/25/13 CUSIP: 3138MBKA3				86.02		

continued next page



ACCESS
December 2013

Account name:
Account number:

THE JEWELL PARKERSON LOWE

Your Financial Advisor:
FRAYARD/BICKHAM
504-584-5600/800-347-4522

Account activity this month (continued)

Investment transactions (continued)

Date	Activity	Description	Quantity	Value (\$)	Price (\$)	Proceeds from investment transactions (\$)	Funds withdrawn for investments bought (\$)	Accrued interest (\$)
Dec 26	Return Of Principal	FNMA PL AL0789 04 0000 DUE 09/01/41 FACTOR 0 691291160000 PAID ON 2000 AS OF 12/25/13 CUSIP 3138EG2X1				12 83		
Dec 26	Return Of Principal	FNMA PL AB7079 03 0000 DUE 11/01/42 FACTOR 0 948962480000 PAID ON 38000 AS OF 12/25/13 CUSIP 31417D2M4				183 59		
Dec 26	Return Of Principal	FNMA PL AR2583 03 5000 DUE 02/01/43 FACTOR 0 944543680000 PAID ON 1000 AS OF 12/25/13 CUSIP 3138NY2R5				1 67		
Dec 26	Return Of Principal	FNMA PL AL2629 05 0000 DUE 06/01/39 FACTOR 0 537912860000 PAID ON 15000 AS OF 12/25/13 CUSIP 3138EJ4P0				278 25		
Dec 26	Return Of Principal	FNMA PL AL1700 04 0000 DUE 09/01/41 FACTOR 0 628245900000 PAID ON 2000 AS OF 12/25/13 CUSIP 3138EH3J9				9 59		
Dec 26	Return Of Principal	FNMA PL AQ7081 03 5000 DUE 12/01/42 FACTOR 0 928834970000 PAID ON 1000 AS OF 12/25/13 CUSIP 3138MN2P4				13 96		
Dec 26	Return Of Principal	FNMA PL AL3424 04 0000 DUE 01/01/43 FACTOR 0 884213750000 PAID ON 3000 AS OF 12/25/13 CUSIP 3138EKYW9				21 67		
Dec 26	Return Of Principal	FNMA PL AU2933 03 5000 DUE 09/01/43 FACTOR 0 990675550000 PAID ON 2000 AS OF 12/25/13 CUSIP 3138X2HK3				3 74		
Dec 26	Return Of Principal	FNMA PL AS0415 04 0000 DUE 09/01/43 FACTOR 0 979453810000 PAID ON 5000 AS OF 12/25/13 CUSIP 3138W9N97				7 41		

continued next page





ACCESS
December 2013

Account name:
Account number:

THE JEWELL PARKERSON LOWE

Your Financial Advisor:
FRAYARD/BICKHAM
504-584-5600/800-347-4522

Account activity this month (continued)

Investment transactions (continued)

Date	Activity	Description	Quantity	Value (\$)	Price (\$)	Proceeds from investment transactions (\$)	Funds withdrawn for investments bought (\$)	Accrued interest (\$)
Dec 26	Return Of Principal	FNMA PL 745580 05.0000 DUE 06/01/36 FACTOR 0.127741610000 PAID ON 9000 AS OF 12/25/13 CUSIP: 31403DJZ3				29.59		
Dec 26	Return Of Principal	FNMA PL AU7258 03.5000 DUE 10/01/43 FACTOR 0.995219350000 PAID ON 3000 AS OF 12/25/13 CUSIP: 3138X7B44				4.73		
Dec 26	Return Of Principal	FNMA PL AU3751 04.0000 DUE 08/01/43 FACTOR 0.977013160000 PAID ON 4000 AS OF 12/25/13 CUSIP: 3138X3EZ1				15.84		
Dec 27	Bought	ALLIANZ FIXED INCOME SHARES: SERIES C FBOID 33603663652 UNSOLICITED ▶ The symbol displayed is the Mutual Fund ticker. ▶ SYMBOL FXICX ▶ CUSIP NO. 01882B205 ▶ Capacity: Agent	520.000		12.160		-6,323.20	
Dec 27	Bought	ALLIANZ FIXED INCOME SHARES: SERIES M FBOID 33603663660 UNSOLICITED ▶ The symbol displayed is the Mutual Fund ticker. ▶ SYMBOL FXIMX ▶ CUSIP NO. 01882B304 ▶ Capacity: Agent	620.000		10.550		-6,541.00	
Dec 31	Bought	US TSY INFL PROT BOND 02.375 % DUE 01/15/25 C.P.V. 4956 AGENCY PURCHASE YTM = .885 UNSOLICITED Yield may vary based on inflation adjustments to the principal amount. ▶ CUSIP NO. 912810FR4 ▶ Capacity: Agent	4,000.000		115.6406250		-5,731.61	-\$4.06
Dec 31	Bought	US TSY NOTE 00.750 % DUE 10/31/17 DTD 10/31/12 FC 04/30/13 AGENCY PURCHASE YTM = 1.209 UNSOLICITED CUSIP NO. 912828TW0 ▶ Capacity: Agent	5,000.000		98.2851560		-4,914.26	-6.32
Dec 31	Bought	US TSY NOTE 01.125 % DUE 12/31/19 DTD 12/31/12 FC 06/30/13 AGENCY PURCHASE YTM = 2.085 UNSOLICITED CUSIP NO. 912828UF5 ▶ Capacity: Agent	3,000.000		94.6093750		-2,838.28	
Total						\$1,809.97	-\$32,332.31	-\$70.61



ACCESS
December 2013

Account name:
Account number:

THE JEWELL PARKERSON LOWE

Your Financial Advisor:
FRAYARD/BICKHAM
504-584-5600/800-347-4522

Account activity this month (continued)

	Date	Activity	Description	Amount (\$)
Money balance activities	Nov 29	Balance forward		\$51,928.20
	Dec 4	Deposit	UBS BANK USA BUSINESS ACCOUNT	1,874 64
	Dec 6	Deposit	UBS BANK USA BUSINESS ACCOUNT AS OF 12/05/13	1.27
	Dec 11	Withdrawal	UBS BANK USA BUSINESS ACCOUNT	-2,916 77
	Dec 17	Deposit	UBS BANK USA BUSINESS ACCOUNT	409 96
	Dec 19	Withdrawal	UBS BANK USA BUSINESS ACCOUNT	-3,077.42
	Dec 26	Deposit	UBS BANK USA BUSINESS ACCOUNT	22,419 52
	Dec 27	Withdrawal	UBS BANK USA BUSINESS ACCOUNT	-10,764 21
	Dec 31	Withdrawal	UBS BANK USA BUSINESS ACCOUNT	-13,544 53
	Dec 31	Closing UBS Bank USA Business Account		\$46,330.66





UBS Financial Services Inc
1100 Poydras Street
Suite 900
New Orleans LA 70163-0900

CPP1001290111 1213 X1 NR 0

Investment Account

December 2013

Your Financial Advisor:

FRAYARD/BICKHAM

Phone 504-584-5600/800-347-4522

Visit our website:

www.ubs.com/financialservices

Account name: THE JEWELL PARKERSON LOWE • FOUNDATION INC
(MILK FUND OPERATING ACCOUNT)

Account number:

Your investment objectives:

You have identified the following investment objectives for this account. If you have questions about these objectives, disagree with them, or wish to change them, please contact your Financial Advisor or Branch Manager. You can find a full description of the alternative investment objectives in *Important information about your statement* at the end of this document.

Your return objective:

Capital appreciation

Your risk profile:

Primary - Moderate

Investment eligibility consideration - None selected

Value of your account

	on November 29 (\$)	on December 31 (\$)
Your assets	10,692.47	0.00
Your liabilities	0.00	0.00
Value of your account	\$10,692.47	\$0.00

Change in the value of your account

	December 2013 (\$)	Year to date (\$)
Opening account value	\$10,692.47	\$9,036.99
Deposits, including investments transferred in	35.00	1,690.00
Withdrawals and fees, including investments transferred out	-10,727.73	-10,727.73
Dividend and interest income	0.26	0.74
Closing account value	\$0.00	\$0.00





Cash activity summary

See *Account activity this month* for details. Balances in your Sweep Options are included in the opening and closing balances value. FDIC insurance applies only to deposits at UBS Bank USA, not to deposits at UBS AG, Stamford Branch or bank deposits placed through the UBS International Deposit Account program. SIPC protection applies to money market sweep fund holdings but not bank deposits. See *Important information about your statement* on the last two pages of this document for details.

	December 2013 (\$)	Year to date (\$)
Opening balances	\$10,692.47	\$9,036.99
<i>Additions</i>		
Deposits and other funds credited	35.00	1,690.00
Dividend and interest income	0.26	0.74
Total additions	\$35.26	\$1,690.74
<i>Subtractions</i>		
Annual fee	-80.00	-80.00
Other funds debited	-10,647.73	-10,647.73
Total subtractions	-\$10,727.73	-\$10,727.73
Net cash flow	-\$10,692.47	-\$9,036.99
Closing balances	\$0.00	\$0.00

Dividend and interest income earned

For purposes of this statement, taxability of interest and dividend income has been determined from a US tax reporting perspective. Based upon the residence of the account holder, account type, or product type, some interest and/or dividend payments may not be subject to United States (US) and/or Puerto Rico (PR) income taxes. The client monthly statement is not intended to be used and cannot be relied upon for tax purposes. Clients should refer to the applicable tax reporting forms they receive from UBS annually, such as the Forms 1099 and the Forms 480, for tax reporting information. It is the practice of UBS to file the applicable tax reporting forms with the US Internal Revenue Service and PR Treasury Department, and in such forms accurately classify dividends and/or interest as tax exempt or taxable income. Please consult your individual tax preparer.

	December 2013 (\$)	Year to date (\$)
Taxable dividends	0.26	0.73
Total current year	\$0.26	\$0.73
Prior year adjustment	0.00	0.01
Total dividend & interest	\$0.26	\$0.74

UBS Bank USA Business Account APY

Interest period Nov 7 - Dec 5

Opening UBS Bank USA Business balance Nov 7	\$85.00
Closing UBS Bank USA Business balance Dec 5	\$95.00
Number of days in interest period	29
Average daily balance	\$85.34
Interest earned	\$0.00
Annual percentage yield earned	0.00%

Your account instructions

- Your account cost basis default closing method is FIFO, First In, First Out.
- Statement copies are sent to 2 interested parties.
 - LUNDA THOMAS
 - RONALD J PREJEAN CPA



Investment Account
December 2013

Account name:
Account number:

THE JEWELL PARKERSON LOWE

Your Financial Advisor:
FRAYARD/BICKHAM
504-584-5600/800-347-4522

Your assets

Some prices, income and current values shown may be approximate. As a result, gains and losses may not be accurately reflected. See *Important information about your statement* at the end of this document for more information.

Cash

Cash and money balances

Holding	Opening balance on Dec 1 (\$)	Closing balance on Dec 31 (\$)	Price per share on Dec 31 (\$)	Average rate	Dividend/Interest period	Days in period	Cap amount (\$)
RMA MONEY MKT PORTFOLIO	10,607.47	0.00	1.00	0.01%	Nov 22 to Dec 23	32	
UBS BANK USA BUS ACCT	85.00	0.00					250,000.00
Total	\$10,692.47	\$0.00					

Account activity this month

	Date	Activity	Description	Amount (\$)
Deposits and other funds credited	Dec 4	Deposit	LOCAL CHECK AS OF 12/03/13	10.00
	Dec 10	Deposit	THIRD-PARTY CHECK MILK FUND AS OF 12/09/13	25.00
		Total deposits and other funds credited		\$35.00

	Date	Activity	Description	Amount (\$)
Dividend and interest income <i>Taxable dividends</i>	Dec 12	St Cap Gain	RMA MONEY MKT PORTFOLIO AS OF 12/11/13	0.21
	Dec 24	Dividend	RMA MONEY MKT PORTFOLIO AS OF 12/23/13	0.05
		Total taxable dividends		\$0.26
		Total dividend and interest income		\$0.26

	Date	Activity	Description	Amount (\$)
Fees	Dec 5	Fee Charge	ANNUAL FEE CHARGE	-80.00
		Total annual fees		-\$80.00

	Date	Activity	Description	Amount (\$)
Other funds debited	Dec 19	Transfer	TO NR 90389 2100	-10,647.68
	Dec 31	Withdrawal	FINAL CHECK FOR CLOSED ACCOUNT	-0.05
		Total other funds debited		-\$10,647.73





Investment Account
December 2013

Account name: THE JEWELL PARKERSON LOWE
Account number:

Your Financial Advisor:
FRAYARD/BICKHAM
504-584-5600/800-347-4522

Account activity this month (continued)

	Date	Activity	Description	Amount (\$)
Money balance activities	Nov 29	Balance forward		\$10,607.47
	Dec 6	Sold	RMA MONEY MKT. PORTFOLIO	-80.00
	Dec 12	Bought	RMA MONEY MKT. PORTFOLIO AS OF 12/11/13	0.21
	Dec 20	Sold	RMA MONEY MKT. PORTFOLIO AS OF 12/19/13	-10,527.68
	Dec 31	Closing RMA Money Mkt. Portfolio		\$0.00
	Nov 29	Balance forward		\$85.00
	Dec 5	Deposit	UBS BANK USA BUSINESS ACCOUNT	10.00
	Dec 10	Deposit	UBS BANK USA BUSINESS ACCOUNT	25.00
	Dec 20	Withdrawal	UBS BANK USA BUSINESS ACCOUNT AS OF 12/19/13	-120.00
	Dec 31	Closing UBS Bank USA Business Account		\$0.00



UBS Financial Services Inc
1100 Poydras Street
Suite 900
New Orleans LA 70163-0900

CPP1001290115 1213 X1 NR 0

ACCESS

December 2013

Your Financial Advisor:

FRAYARD/BICKHAM

Phone 504-584-5600/800-347-4522

Visit our website:

www.ubs.com/financialservices

Account name: THE JEWELL PARKERSON LOWE • FOUNDATION INC
(ACCESS-DAVIS ADVISERS)

Account number:

Your investment objectives:

You have identified the following investment objectives for this account. If you have questions about these objectives, disagree with them, or wish to change them, please contact your Financial Advisor or Branch Manager. You can find a full description of the alternative investment objectives in *Important information about your statement* at the end of this document.

Your return objective:

Current income & capital appreciation

Your risk profile:

Primary - Moderate

Investment eligibility consideration - None selected

Value of your account

	on November 29 (\$)	on December 31 (\$)
Your assets	253,919.87	260,162.97
Your liabilities	0.00	0.00
Value of your account	\$253,919.87	\$260,162.97

Change in the value of your account

	December 2013 (\$)	Year to date (\$)
Opening account value	\$253,919.87	\$198,777.30
Withdrawals and fees, including investments transferred out	-3.45	-3,278.56
Dividend and interest income	215.44	2,962.97
Change in market value	6,031.11	61,701.26
Closing account value	\$260,162.97	\$260,162.97





Cash activity summary

See *Account activity this month* for details. Balances in your Sweep Options are included in the opening and closing balances value. FDIC insurance applies only to deposits at UBS Bank USA, not to deposits at UBS AG, Stamford Branch or bank deposits placed through the UBS International Deposit Account program. SIPC protection applies to money market sweep fund holdings but not bank deposits. See *Important information about your statement* on the last two pages of this document for details.

	December 2013 (\$)	Year to date (\$)
Opening balances	\$14,168.12	\$17,651.52
<i>Additions</i>		
Dividend and interest income	215.44	2,962.97
Proceeds from investment transactions	0.00	58,094.22
Total additions	\$215.44	\$61,057.19
<i>Subtractions</i>		
Professional management fees and related services	0.00	-3,238.80
Other funds debited	-3.45	-39.76
Funds withdrawn for investments bought	0.00	-61,050.04
Total subtractions	-\$3.45	-\$64,328.60
Net cash flow	\$211.99	-\$3,271.41
Closing balances	\$14,380.11	\$14,380.11

Dividend and interest income earned

For purposes of this statement, taxability of interest and dividend income has been determined from a US tax reporting perspective. Based upon the residence of the account holder, account type, or product type, some interest and/or dividend payments may not be subject to United States (US) and/or Puerto Rico (PR) income taxes. The client monthly statement is not intended to be used and cannot be relied upon for tax purposes. Clients should refer to the applicable tax reporting forms they receive from UBS annually, such as the Forms 1099 and the Forms 480, for tax reporting information. It is the practice of UBS to file the applicable tax reporting forms with the US Internal Revenue Service and PR Treasury Department, and in such forms accurately classify dividends and/or interest as tax exempt or taxable income. Please consult your individual tax preparer.

	December 2013 (\$)	Year to date (\$)
Taxable dividends	215.15	2,962.43
Taxable interest	0.29	0.52
Total current year	\$215.44	\$2,962.95
Prior year adjustment	0.00	0.02
Total dividend & interest	\$215.44	\$2,962.97

Summary of gains and losses

Values reported below exclude products for which gains and losses are not classified.

	Realized gains and losses		Unrealized gains and losses (\$)
	December 2013 (\$)	Year to date (\$)	
Short term	0.00	-22.36	12,218.01
Long term	0.00	21,328.71	78,739.21
Total	\$0.00	\$21,306.35	\$90,957.22

Withholdings and tax summary

	December 2013 (\$)	Year to date (\$)
Foreign taxes paid	-3.45	-39.76



ACCESS
December 2013

Account name:
Account number:

THE JEWELL PARKERSON LOWE

Your Financial Advisor:
FRAYARD/BICKHAM
504-584-5600/800-347-4522

UBS Bank USA Business Account APY

Interest period Nov 7 - Dec 5

Opening UBS Bank USA Business balance Nov 7	\$9,252 32
Closing UBS Bank USA Business balance Dec 5	\$9,535 13
Number of days in interest period	29
Average daily balance	\$9,366 54
Interest earned	\$0 29
Annual percentage yield earned	0 04%

Your account instructions

- Your ACCESS account is managed by DAVIS CORE EQ
- Your account cost basis default closing method is FIFO, First In, First Out
- Statement copies are sent to 1 interested party
 - RONALD J PREJEAN CPA



L



Your notes



ACCESS
December 2013

Account name:
Account number:

THE JEWELL PARKERSON LOWE

Your Financial Advisor:
FRAYARD/BICKHAM
504-584-5600/800-347-4522

Your assets

Some prices, income and current values shown may be approximate. As a result, gains and losses may not be accurately reflected. See *Important information about your statement* at the end of this document for more information.

Cash

Cash and money balances

Cash and money balances may include available cash balances, UBS Bank USA deposit account balances, UBS AG Stamford Branch deposit account balances and money market mutual fund sweep balances.

UBS Bank USA deposit account balances are insured by the FDIC within applicable limits, but are not protected by SIPC. UBS AG Stamford Branch deposit account balances are not insured by FDIC and are not protected by SIPC. Money market sweep balances are protected by SIPC but are not insured by the FDIC. See the *Important information about your statement* at the end of this document for details about those balances.

Holding	Opening balance on Dec 1 (\$)	Closing balance on Dec 31 (\$)	Price per share on Dec 31 (\$)	Average rate	Dividend/Interest period	Days in period	Cap amount (\$)
RMA MONEY MKT PORTFOLIO	4,748.63	4,748.72	1.00	0.01%	Nov 22 to Dec 23	32	
UBS BANK USA BUS ACCT	9,419.49	9,631.39					250,000.00
Total	\$14,168.12	\$14,380.11					

Equities

Common stock

Holding	Trade date	Number of shares	Purchase price/ Average price per share (\$)	Cost basis (\$)	Price per share on Dec 31 (\$)	Value on Dec 31 (\$)	Unrealized gain or loss (\$)	Holding period
ACE LTD CHF								
Symbol ACE Exchange NYSE								
EAI \$58 Current yield 2.44%								
CHF Exchange rate: 0.88935	Jun 13, 13	23,000	88.680	2,039.64	103.530	2,381.19	341.55	ST
ACTIVISION BUZZARD INC								
Symbol ATVI Exchange OTC								
EAI \$27 Current yield 1.08%	Sep 26, 13	140,000	16.973	2,376.30	17.830	2,496.20	119.90	ST
AGILENT TECHNOLOGIES INC								
Symbol A Exchange NYSE								
EAI \$17 Current yield 0.90%	Feb 19, 09	33,000	15.580	514.15	57.190	1,887.27	1,373.12	LT

continued next page





ACCESS
December 2013

Account name: THE JEWELL PARKERSON LOWE
Account number:

Your Financial Advisor:
FRAYARD/BICKHAM
504-584-5600/800-347-4522

Your assets • Equities • Common stock (continued)

Holding	Trade date	Number of shares	Purchase price/ Average price per share (\$)	Cost basis (\$)	Price per share on Dec 31 (\$)	Value on Dec 31 (\$)	Unrealized gain or loss (\$)	Holding period
AIR PROD & CHEMICAL INC								
Symbol: APD Exchange: NYSE								
EAI: \$159 Current yield: 2.54%	Apr 5, 12	18.000	90.586	1,630.56	111.780	2,012.04	381.48	LT
	Apr 24, 12	14.000	85.410	1,195.74	111.780	1,564.92	369.18	LT
	Feb 20, 13	24.000	87.859	2,108.63	111.780	2,682.72	574.09	ST
Security total		56.000	88.124	4,934.93		6,259.68	1,324.75	
ALLEGHANY CORP DEL NEW								
Symbol: Y Exchange: NYSE	May 16, 05	7.000	311.601	2,181.21	399.960	2,799.72	618.51	LT
	Jun 13, 13	6.000	382.205	2,293.23	399.960	2,399.76	106.53	ST
Security total		13.000	344.188	4,474.44		5,199.48	725.04	
AMER EXPRESS CO								
Symbol: AXP Exchange: NYSE								
EAI: \$169 Current yield: 1.01%	Jun 4, 02	63.000	35.265	2,221.75	90.730	5,715.99	3,494.24	LT
	Jan 13, 04	15.000	41.887	628.31	90.730	1,360.95	732.64	LT
	May 16, 05	85.000	45.594	3,875.52	90.730	7,712.05	3,836.53	LT
	Jan 4, 06	15.000	51.910	778.65	90.730	1,360.95	582.30	LT
	Nov 25, 09	6.000	41.620	249.72	90.730	544.38	294.66	LT
Security total		184.000	42.141	7,753.95		16,694.32	8,940.37	
AMERIPRISE FINANCIAL INC								
Symbol: AMP Exchange: NYSE								
EAI: \$46 Current yield: 1.82%	May 16, 05	7.000	32.478	227.35	115.050	805.35	578.00	LT
	Nov 10, 05	15.000	38.086	571.29	115.050	1,725.75	1,154.46	LT
Security total		22.000	36.302	798.64		2,531.10	1,732.46	
BANK OF NEW YORK MELLON CORP								
Symbol: BK Exchange: NYSE								
EAI: \$283 Current yield: 1.72%	Feb 27, 07	39.000	44.201	1,723.84	34.940	1,362.66	-361.18	LT
	Feb 28, 08	25.000	46.052	1,151.31	34.940	873.50	-277.81	LT
	Nov 19, 08	40.000	26.979	1,079.17	34.940	1,397.60	318.43	LT
	Mar 9, 09	20.000	17.954	359.08	34.940	698.80	339.72	LT
	Dec 18, 09	40.000	26.796	1,071.87	34.940	1,397.60	325.73	LT
	Jun 8, 10	5.000	25.274	126.37	34.940	174.70	48.33	LT
	Oct 7, 10	35.000	26.433	925.18	34.940	1,222.90	297.72	LT
	Apr 8, 11	20.000	30.169	603.39	34.940	698.80	95.41	LT

continued next page



ACCESS
December 2013

Account name:
Account number:

THE JEWELL PARKERSON LOWE

Your Financial Advisor:
FRAYARD/BICKHAM
504-584-5600/800-347-4522

Your assets , Equities , Common stock (continued)

Holding	Trade date	Number of shares	Purchase price/ Average price per share (\$)	Cost basis (\$)	Price per share on Dec 31 (\$)	Value on Dec 31 (\$)	Unrealized gain or loss (\$)	Holding period
	Jul 27, 11	100 000	25 322	2,532 27	34 940	3,494 00	961 73	LT
	Aug 30, 11	50 000	20 821	1,041 07	34 940	1,747 00	705 93	LT
	Apr 17, 13	85 000	26 867	2,283 70	34 940	2,969 90	686 20	ST
	Jun 13, 13	12 000	29 130	349 56	34 940	419.28	69 72	ST
Security total		471 000	28 125	13,246 81		16,456 74	3,209 93	
BED BATH & BEYOND INC								
Symbol BBBY Exchange OTC	Feb 4, 08	5 000	31 134	155 67	80 300	401.50	245 83	LT
	Oct 27, 09	30 000	35 996	1,079 89	80 300	2,409 00	1,329 11	LT
	Nov 25, 09	5 000	37 460	187 30	80 300	401 50	214 20	LT
	Sep 25, 12	36 000	62 249	2,240 99	80 300	2,890 80	649 81	LT
	Jan 7, 13	42 000	56.079	2,355 34	80 300	3,372 60	1,017.26	ST
Security total		118 000	51 010	6,019 19		9,475.40	3,456 21	
BERKSHIRE HATHAWAY INC NEW								
CL B								
Symbol BRK B Exchange NYSE	May 16, 05	105 000	55 340	5,810 70	118 560	12,448 80	6,638 10	LT
BROOKFIELD ASSET MGMT INC LTD								
VTG SHS CL A								
Symbol BAM Exchange NYSE								
EAI \$74 Current yield 2.07%	Jun 13, 13	92 000	34 783	3,200 07	38 830	3,572 36	372 29	ST
CANADIAN NAT RESOURCES LTD CAD								
Symbol: CNQ Exchange. NYSE								
EAI. \$169 Current yield 2.23%								
CAD Exchange rate 1.06250	Dec 18, 07	56 000	34.297	1,920 65	33 840	1,895.04	-25 61	LT
	Nov 25, 09	40 000	33 923	1,356 95	33 840	1,353 60	-3 35	LT
	Sep 21, 11	15 000	32 858	492 87	33 840	507 60	14 73	LT
	Jan 11, 13	98 000	30 049	2,944 85	33 840	3,316 32	371 47	ST
	Jun 13, 13	15 000	28 670	430 05	33 840	507 60	77 55	ST
Security total		224 000	31.899	7,145 37		7,580 16	434 79	
CARMAX INC								
Symbol KMX Exchange NYSE	Jun 13, 13	49 000	46 137	2,260 76	47 020	2,303 98	43 22	ST
COCA COLA CO COM								
Symbol. KO Exchange NYSE								
EAI. \$90 Current yield: 2.72%	Feb 4, 10	36 000	27 290	982 46	41 310	1,487 16	504 70	LT

continued next page



ACCESS
December 2013

Account name: THE JEWELL PARKERSON LOWE
Account number: --

Your Financial Advisor:
FRAYARD/BICKHAM
504-584-5600/800-347-4522

Your assets • Equities • Common stock (continued)

Holding	Trade date	Number of shares	Purchase price/ Average price per share (\$)	Cost basis (\$)	Price per share on Dec 31 (\$)	Value on Dec 31 (\$)	Unrealized gain or loss (\$)	Holding period
	Mar 18, 10	16.000	26.925	430.80	41.310	660.96	230.16	LT
	May 24, 10	28.000	25.787	722.06	41.310	1,156.68	434.62	LT
Security total		80.000	26.692	2,135.32		3,304.80	1,169.48	
COSTCO WHOLESALE CORP								
Symbol: COST Exchange: OTC								
EAI: \$130 Current yield: 1.04%								
	May 16, 05	75.000	42.520	3,189.00	119.020	8,926.50	5,737.50	LT
	Jan 4, 06	20.000	50.000	1,000.00	119.020	2,380.40	1,380.40	LT
	Aug 29, 07	10.000	59.709	597.09	119.020	1,190.20	593.11	LT
Security total		105.000	45.582	4,786.09		12,497.10	7,711.01	
CVS CAREMARK CORP								
Symbol: CVS Exchange: NYSE								
EAI: \$253 Current yield: 1.54%								
	Nov 28, 05	58.000	30.172	1,749.98	71.570	4,151.06	2,401.08	LT
	Sep 15, 06	17.000	34.134	580.28	71.570	1,216.69	636.41	LT
	Dec 2, 08	55.000	27.186	1,495.27	71.570	3,936.35	2,441.08	LT
	Dec 29, 09	20.000	32.472	649.45	71.570	1,431.40	781.95	LT
	Jan 15, 10	25.000	33.867	846.68	71.570	1,789.25	942.57	LT
	Jun 15, 10	35.000	31.994	1,119.80	71.570	2,504.95	1,385.15	LT
	Aug 19, 10	20.000	28.698	573.96	71.570	1,431.40	857.44	LT
Security total		230.000	30.502	7,015.42		16,461.10	9,445.68	
DIAGEO PLC NEW GB SPON ADR								
Symbol: DEO Exchange: NYSE								
EAI: \$126 Current yield: 2.27%								
	May 16, 05	28.000	59.540	1,667.12	132.420	3,707.76	2,040.64	LT
	Sep 24, 12	14.000	111.611	1,562.56	132.420	1,853.88	291.32	LT
Security total		42.000	76.897	3,229.68		5,561.64	2,331.96	
ECOLAB INC								
Symbol: ECL Exchange: NYSE								
EAI: \$39 Current yield: 1.07%								
	Jun 13, 13	35.000	84.083	2,942.93	104.270	3,649.45	706.52	ST
EOG RESOURCES INC								
Symbol: EOG Exchange: NYSE								
EAI: \$41 Current yield: 0.44%								
	May 16, 05	35.000	43.940	1,537.90	167.840	5,874.40	4,336.50	LT
	Sep 24, 12	20.000	112.982	2,259.65	167.840	3,356.80	1,097.15	LT
Security total		55.000	69.046	3,797.55		9,231.20	5,433.65	

continued next page



ACCESS
December 2013

Account name:
Account number:

THE JEWELL PARKERSON LOWE

Your Financial Advisor:
FRAYARD/BICKHAM
504-584-5600/800-347-4522

Your assets • Equities • Common stock (continued)

Holding	Trade date	Number of shares	Purchase price/ Average price per share (\$)	Cost basis (\$)	Price per share on Dec 31 (\$)	Value on Dec 31 (\$)	Unrealized gain or loss (\$)	Holding period
EXPRESS SCRIPTS HLDG CO								
Symbol ESRX Exchange OTC	Feb 25, 08	7 000	32 854	229 98	70 240	491 68	261 70	LT
	Nov 25, 09	30 000	43 765	1,312 97	70 240	2,107 20	794 23	LT
	Jul 9, 10	10 000	46 764	467 64	70 240	702 40	234 76	LT
	Jan 14, 13	34 000	55 330	1,881 25	70 240	2,388 16	506 91	ST
Security total		81 000	48 047	3,891 84		5,689 44	1,797 60	
GOOGLE INC CL A								
Symbol GOOG Exchange OTC	Jan 15, 09	2 000	292 825	585 65	1,120 710	2,241 42	1,655 77	LT
	Nov 25, 09	1 000	584 830	584 83	1,120 710	1,120 71	535 88	LT
	May 16, 11	3 000	522 900	1,568 70	1,120 710	3,362 13	1,793 43	LT
	Mar 15, 13	6 000	814 668	4,888 01	1,120 710	6,724 26	1,836 25	ST
	Apr 18, 13	3 000	767.706	2,303 12	1,120 710	3,362 13	1,059 01	ST
Security total		15 000	662 021	9,930 31		16,810 65	6,880 34	
HARLEY DAVIDSON INC								
Symbol: HOG Exchange NYSE								
EAI: \$29 Current yield 1 20%	Nov 25, 09	5 000	28 768	143 84	69 240	346.20	202 36	LT
	Jul 16, 12	30 000	43 848	1,315 46	69 240	2,077 20	761 74	LT
Security total		35 000	41 694	1,459 30		2,423 40	964 10	
HEWLETT PACKARD CO								
Symbol: HPQ Exchange NYSE								
EAI: \$21 Current yield 2 03%	Oct 24, 08	30 000	31 885	956 55	27 980	839 40	-117 15	LT
	Nov 25, 09	7 000	50 177	351 24	27 980	195 86	-155 38	LT
Security total		37 000	35 346	1,307 79		1,035 26	-272 53	
IRON MTN INC NEW								
Symbol: IRM Exchange NYSE								
EAI: \$121 Current yield 3 56%	May 16, 05	64 000	19 053	1,219 41	30 350	1,942 40	722 99	LT
	Jan 4, 06	15 000	28 180	422 70	30.350	455.25	32.55	LT
	Nov 25, 09	5 000	24 738	123 69	30 350	151 75	28 06	LT
	Oct 12, 10	15 000	20 878	313 17	30 350	455 25	142.08	LT
	Earnings	13 000	32 870	427 31	30 350	394 55	-32 76	
Security total		112 000	22 378	2,506 28		3,399 20	892.92	

continued next page





ACCESS
December 2013

Account name: THE JEWELL PARKERSON LOWE
Account number:

Your Financial Advisor:
FRAYARD/BICKHAM
504-584-5600/800-347-4522

Your assets • Equities • Common stock (continued)

Holding	Trade date	Number of shares	Purchase price/ Average price per share (\$)	Cost basis (\$)	Price per share on Dec 31 (\$)	Value on Dec 31 (\$)	Unrealized gain or loss (\$)	Holding period
JPMORGAN CHASE & CO								
Symbol: JPM Exchange: NYSE								
EAI: \$64 Current yield: 2.61%	Apr 22, 13	42.000	47.034	1,975.44	58.480	2,456.16	480.72	ST
LABORATORY CORP AMER HLDGS NEW								
Symbol: LH Exchange: NYSE	Jun 7, 13	30.000	99.724	2,991.74	91.370	2,741.10	-250.64	ST
	Aug 7, 13	20.000	97.018	1,940.36	91.370	1,827.40	-112.96	ST
Security total		50.000	98.642	4,932.10		4,568.50	-363.60	
LOEWS CORP								
Symbol: L Exchange: NYSE								
EAI: \$35 Current yield: 0.53%	May 16, 05	81.000	23.873	1,933.74	48.240	3,907.44	1,973.70	LT
	Nov 25, 09	12.000	35.650	427.80	48.240	578.88	151.08	LT
	Sep 28, 12	45.000	41.259	1,856.68	48.240	2,170.80	314.12	LT
Security total		138.000	30.567	4,218.22		6,657.12	2,438.90	
MICROSOFT CORP								
Symbol: MSFT Exchange: OTC								
EAI: \$74 Current yield: 3.00%	Mar 30, 06	21.000	27.177	570.73	37.410	785.61	214.88	LT
	Mar 6, 08	45.000	27.902	1,255.63	37.410	1,683.45	427.82	LT
Security total		66.000	27.672	1,826.36		2,469.06	642.70	
MONSANTO CO NEW								
Symbol: MON Exchange: NYSE								
EAI: \$62 Current yield: 1.48%	Sep 24, 12	18.000	90.734	1,633.22	116.550	2,097.90	464.68	LT
	Apr 15, 13	18.000	104.228	1,876.12	116.550	2,097.90	221.78	ST
Security total		36.000	97.482	3,509.34		4,195.80	686.46	
OCCIDENTAL PETROLEUM CRP								
Symbol: OXY Exchange: NYSE								
EAI: \$113 Current yield: 2.70%	May 16, 05	44.000	32.565	1,432.86	95.100	4,184.40	2,751.54	LT
ORACLE CORP								
Symbol: ORCL Exchange: NYSE								
EAI: \$36 Current yield: 1.27%	Jun 28, 12	40.000	27.871	1,114.84	38.260	1,530.40	415.56	LT
	Apr 5, 13	34.000	31.930	1,085.64	38.260	1,300.84	215.20	ST
Security total		74.000	29.736	2,200.48		2,831.24	630.76	
PACCAR INC								
Symbol: PCAR Exchange: OTC								
EAI: \$40 Current yield: 1.35%	May 1, 13	50.000	49.479	2,473.97	59.170	2,958.50	484.53	ST

continued next page



ACCESS
December 2013

Account name:
Account number:

THE JEWELL PARKERSON LOWE

Your Financial Advisor:
FRAYARD/BICKHAM
504-584-5600/800-347-4522

Your assets › Equities › Common stock (continued)

Holding	Trade date	Number of shares	Purchase price/ Average price per share (\$)	Cost basis (\$)	Price per share on Dec 31 (\$)	Value on Dec 31 (\$)	Unrealized gain or loss (\$)	Holding period
PHILIP MORRIS INTL INC								
Symbol: PM Exchange NYSE								
EAI \$113 Current yield: 4.32%	Dec 9, 02	30 000	21 192	635 78	87 130	2,613 90	1,978 12	LT
PROGRESSIVE CORP OHIO								
Symbol: PGR Exchange: NYSE								
EAI \$76 Current yield 1.04%	May 16, 05	148 000	22 895	3,388 46	27 270	4,035 96	647 50	LT
	Nov 25, 09	29 000	17 187	498 44	27 270	790 83	292 39	LT
	Jul 16, 12	20 000	19 899	397 99	27 270	545 40	147 41	LT
	Jan 24, 13	70 000	22 692	1,588 48	27 270	1,908.90	320 42	ST
Security total		267 000	21 998	5,873 37		7,281 09	1,407 72	
TEXAS INSTRUMENTS								
Symbol: TXN Exchange OTC								
EAI \$164 Current yield 2.73%	May 28, 08	42 000	32 327	1,357 77	43 910	1,844 22	486 45	LT
	Aug 6, 08	25 000	24 378	609 46	43 910	1,097 75	488 29	LT
	Nov 5, 08	50 000	18 704	935 20	43 910	2,195 50	1,260.30	LT
	Jun 13, 13	20 000	34 990	699 80	43 910	878 20	178 40	ST
Security total		137 000	26 294	3,602 23		6,015 67	2,413 44	
UNITEDHEALTH GROUP INC								
Symbol: UNH Exchange NYSE								
EAI \$118 Current yield 1.49%	Feb 6, 13	36 000	57 215	2,059 77	75 300	2,710 80	651 03	ST
	Jun 13, 13	39 000	63 768	2,486 99	75 300	2,936 70	449 71	ST
	Oct 23, 13	30 000	68 142	2,044 28	75 300	2,259 00	214 72	ST
Security total		105 000	62 772	6,591 04		7,906 50	1,315 46	
VISA INC CL A								
Symbol: V Exchange NYSE								
EAI \$24 Current yield 0.72%	Apr 24, 13	15 000	167 214	2,508 22	222 680	3,340.20	831 98	ST
WALT DISNEY CO (HOLDING CO)								
DISNEY COM								
Symbol: DIS Exchange NYSE								
EAI \$45 Current yield 1.13%	Sep 26, 12	22 000	51 970	1,143 34	76 400	1,680 80	537 46	LT
	Feb 28, 13	30 000	54 911	1,647 35	76 400	2,292 00	644 65	ST
Security total		52 000	53.667	2,790 69		3,972.80	1,182 11	

continued next page





ACCESS
December 2013

Account name: THE JEWELL PARKERSON LOWE
Account number:

Your Financial Advisor:
FRAYARD/BICKHAM
504-584-5600/800-347-4522

Your assets • Equities • Common stock (continued)

Holding	Trade date	Number of shares	Purchase price/ Average price per share (\$)	Cost basis (\$)	Price per share on Dec 31 (\$)	Value on Dec 31 (\$)	Unrealized gain or loss (\$)	Holding period
WELLS FARGO & CO NEW								
Symbol: WFC Exchange: NYSE								
EAI: \$396 Current yield: 2.64%								
	May 16, 05	105.000	29.830	3,132.15	45.400	4,767.00	1,634.85	LT
	Jan 26, 09	80.000	16.273	1,301.87	45.400	3,632.00	2,330.13	LT
	Mar 6, 09	80.000	8.589	687.12	45.400	3,632.00	2,944.88	LT
	Sep 6, 11	65.000	23.952	1,556.94	45.400	2,951.00	1,394.06	LT
Security total		330.000	20.237	6,678.08		14,982.00	8,303.92	
Total				\$154,825.64		\$245,782.86	\$90,957.22	

Total estimated annual income: \$3,212

Your total assets

		Value on Dec 31 (\$)	Percentage of your account	Cost basis (\$)	Estimated annual income (\$)	Unrealized gain or loss (\$)
Cash	Cash and money balances	14,380.11	5.53%	14,380.11		
Equities	Common stock	245,782.86	94.47%	154,825.64	3,212.00	90,957.22
Total		\$260,162.97	100.00%	\$169,205.75	\$3,212.00	\$90,957.22

Account activity this month

	Date	Activity	Description	Amount (\$)
Dividend and interest income				
<i>Taxable dividends</i>				
	Dec 2	Dividend	WELLS FARGO & CO NEW PAID ON 330 AS OF 12/01/13	99.00
	Dec 3	Foreign Dividend	BROOKFIELD ASSET MGMT INC LTD VTG SHS CL A PAID ON 92 AS OF 11/30/13	13.80
	Dec 3	Dividend	VISA INC CL A PAID ON 15	6.00
	Dec 5	Dividend	PACCAR INC PAID ON 50	10.00
	Dec 12	St Cap Gain	RMA MONEY MKT. PORTFOLIO AS OF 12/11/13	0.09
	Dec 12	Dividend	MICROSOFT CORP PAID ON 66	18.48
	Dec 13	Dividend	LOEWS CORP PAID ON 138	8.63
	Dec 16	Dividend	COCA COLA CO COM PAID ON 80	22.40
	Dec 17	Dividend	UNITEDHEALTH GROUP INC PAID ON 105	29.40
	Dec 27	Dividend	HARLEY DAVIDSON INC PAID ON 35	7.35
Total taxable dividends				\$215.15



ACCESS
December 2013

Account name:
Account number:

THE JEWELL PARKERSON LOWE

Your Financial Advisor:
FRAYARD/BICKHAM
504-584-5600/800-347-4522

Account activity this month (continued)

	Date	Activity	Description	Amount (\$)
Dividend and interest income (continued)				
Taxable interest	Dec 6	Interest	UBS BANK USA BUSINESS ACCOUNT AS OF 12/05/13	0 29
		Total taxable interest		\$0.29
		Total dividend and interest income		\$215.44
<hr/>				
	Date	Activity	Description	Amount (\$)
Other funds debited				
	Dec 3	Foreign Tax Withheld	BROOKFIELD ASSET MGMT INC LTD VTG SHS CL A AS OF 11/30/13	-3 45
		Total other funds debited		-\$3.45
<hr/>				
	Date	Activity	Description	Amount (\$)
Money balance activities				
	Nov 29		Balance forward	\$4,748.63
	Dec 12	Bought	RMA MONEY MKT PORTFOLIO AS OF 12/11/13	0 09
	Dec 31		Closing RMA Money Mkt. Portfolio	\$4,748.72
		<i>The RMA Money Market Portfolio is your secondary sweep option</i>		
	Nov 29		Balance forward	\$9,419.49
	Dec 3	Deposit	UBS BANK USA BUSINESS ACCOUNT	99 00
	Dec 4	Deposit	UBS BANK USA BUSINESS ACCOUNT	16 35
	Dec 6	Deposit	UBS BANK USA BUSINESS ACCOUNT AS OF 12/05/13	0 29
	Dec 6	Deposit	UBS BANK USA BUSINESS ACCOUNT	10.00
	Dec 13	Deposit	UBS BANK USA BUSINESS ACCOUNT	18 48
	Dec 16	Deposit	UBS BANK USA BUSINESS ACCOUNT	8.63
	Dec 17	Deposit	UBS BANK USA BUSINESS ACCOUNT	22 40
	Dec 18	Deposit	UBS BANK USA BUSINESS ACCOUNT	29 40
	Dec 30	Deposit	UBS BANK USA BUSINESS ACCOUNT	7 35
	Dec 31		Closing UBS Bank USA Business Account	\$9,631.39





UBS Financial Services Inc
1100 Poydras Street
Suite 900
New Orleans LA 70163-0900

CPP1001290129 1213 X1 NR 0

ACCESS

December 2013

Your Financial Advisor:

FRAYARD/BICKHAM

Phone 504-584-5600/800-347-4522

Visit our website:

www.ubs.com/financialservices

Account name: THE JEWELL PARKERSON LOWE • FOUNDATION INC
(ACCESS-NEUBERGER BER/ALL CAP)

Account number:

Your investment objectives:

You have identified the following investment objectives for this account. If you have questions about these objectives, disagree with them, or wish to change them, please contact your Financial Advisor or Branch Manager. You can find a full description of the alternative investment objectives in *Important information about your statement* at the end of this document.

Your return objective:

Current income & capital appreciation

Your risk profile:

Primary - Moderate

Investment eligibility consideration - None selected

Value of your account

	on November 29 (\$)	on December 31 (\$)
Your assets	220,628.16	228,610.25
Your liabilities	0.00	0.00
Value of your account	\$220,628.16	\$228,610.25

Change in the value of your account

	December 2013 (\$)	Year to date (\$)
Opening account value	\$220,628.16	\$179,618.63
Withdrawals and fees, including investments transferred out	-5.28	-2,947.35
Dividend and interest income	215.21	2,294.93
Change in market value	7,772.16	49,644.04
Closing account value	\$228,610.25	\$228,610.25





ACCESS
December 2013

Account name:
Account number:

THE JEWELL PARKERSON LOWE

Your Financial Advisor:
FRAYARD/BICKHAM
504-584-5600/800-347-4522

Cash activity summary

See *Account activity this month* for details. Balances in your Sweep Options are included in the opening and closing balances value. FDIC insurance applies only to deposits at UBS Bank USA, not to deposits at UBS AG, Stamford Branch or bank deposits placed through the UBS International Deposit Account program. SIPC protection applies to money market sweep fund holdings but not bank deposits. See *Important information about your statement* on the last two pages of this document for details.

	December 2013 (\$)	Year to date (\$)
Opening balances	\$20,177.10	\$22,346.93
<i>Additions</i>		
Dividend and interest income	215.21	2,294.93
Proceeds from investment transactions	6,747.71	104,402.70
Total additions	\$6,962.92	\$106,697.63
<i>Subtractions</i>		
Professional management fees and related services	0.00	-2,887.33
Other fees	0.00	-0.48
Other funds debited	-5.28	-59.54
Funds withdrawn for investments bought	-5,472.22	-104,434.69
Total subtractions	-\$5,477.50	-\$107,382.04
Net cash flow	\$1,485.42	-\$684.41
Closing balances	\$21,662.52	\$21,662.52

Dividend and interest income earned

For purposes of this statement, taxability of interest and dividend income has been determined from a US tax reporting perspective. Based upon the residence of the account holder, account type, or product type, some interest and/or dividend payments may not be subject to United States (US) and/or Puerto Rico (PR) income taxes. The client monthly statement is not intended to be used and cannot be relied upon for tax purposes. Clients should refer to the applicable tax reporting forms they receive from UBS annually, such as the Forms 1099 and the Forms 480, for tax reporting information. It is the practice of UBS to file the applicable tax reporting forms with the US Internal Revenue Service and PR Treasury Department, and in such forms accurately classify dividends and/or interest as tax exempt or taxable income. Please consult your individual tax preparer.

	December 2013 (\$)	Year to date (\$)
Taxable dividends	214.71	2,293.74
Taxable interest	0.50	1.13
Total current year	\$215.21	\$2,294.87
Prior year adjustment	0.00	0.06
Total dividend & interest	\$215.21	\$2,294.93
Return of capital/principal	0.00	10.50

Summary of gains and losses

Values reported below exclude products for which gains and losses are not classified.

	Realized gains and losses		Unrealized gains and losses (\$)
	December 2013 (\$)	Year to date (\$)	
Short term	153.56	2,701.95	12,545.45
Long term	1,740.42	21,197.79	42,093.04
Total	\$1,893.98	\$23,899.74	\$54,638.49

Withholdings and tax summary

	December 2013 (\$)	Year to date (\$)
Foreign taxes paid	-5.28	-59.54



ACCESS
December 2013

Account name:
Account number:

THE JEWELL PARKERSON LOWE

Your Financial Advisor:
FRAYARD/BICKHAM
504-584-5600/800-347-4522

UBS Bank USA Business Account APY

Interest period Nov 7 - Dec 5

Opening UBS Bank USA Business balance Nov 7	\$22,665 26
Closing UBS Bank USA Business balance Dec 5	\$20,177 60
Number of days in interest period	29
Average daily balance	\$19,999 57
Interest earned	\$0 50
Annual percentage yield earned	0 03%

Your account instructions

- Your ACCESS account is managed by NEUBERGER ALL CAP
- Your account cost basis default closing method is FIFO, First In, First Out
- Statement copies are sent to 1 interested party
 - RONALD J PREJEAN CPA





ACCESS
December 2013

Account name:
Account number:

THE JEWELL PARKERSON LOWE

Your Financial Advisor:
FRAYARD/BICKHAM
504-584-5600/800-347-4522

Your assets

Some prices, income and current values shown may be approximate. As a result, gains and losses may not be accurately reflected. See *Important information about your statement* at the end of this document for more information.

Cash

Cash and money balances

Cash and money balances may include available cash balances, UBS Bank USA deposit account balances, UBS AG Stamford Branch deposit account balances and money market mutual fund sweep balances.

UBS Bank USA deposit account balances are insured by the FDIC within applicable limits but are not protected by SIPC. UBS AG Stamford Branch deposit account balances are not insured by FDIC and are not protected by SIPC. Money market sweep balances are protected by SIPC but are not insured by the FDIC. See the *Important information about your statement* at the end of this document for details about those balances.

Holding	Opening balance on Dec 1 (\$)	Closing balance on Dec 31 (\$)	Price per share on Dec 31 (\$)	Average rate	Dividend/Interest period	Days in period	Cap amount (\$)
UBS BANK USA BUS ACCT	20,177.10	21,662.52					250,000.00

Equities

Common stock

Holding	Trade date	Number of shares	Purchase price/ Average price per share (\$)	Cost basis (\$)	Price per share on Dec 31 (\$)	Value on Dec 31 (\$)	Unrealized gain or loss (\$)	Holding period
AMAZON COM INC								
Symbol: AMZN Exchange: OTC	Oct 26, 12	11,000	229.844	2,528.29	398.790	4,386.69	1,858.40	LT
	Feb 13, 13	10,000	267.901	2,679.01	398.790	3,987.90	1,308.89	ST
Security total		21,000	247.967	5,207.30		8,374.59	3,167.29	
AMERICAN TOWER CORP REIT								
Symbol: AMT Exchange: NYSE								
EAI \$165 Current yield: 1.46%	Dec 14, 07	4,000	40.797	163.19	79.820	319.28	156.09	LT
	May 5, 09	90,000	30.481	2,743.32	79.820	7,183.80	4,440.48	LT
	Dec 16, 10	12,000	49.969	599.63	79.820	957.84	358.21	LT
	Jun 14, 13	36,000	77.654	2,795.55	79.820	2,873.52	77.97	ST
Security total		142,000	44.378	6,301.69		11,334.44	5,032.75	

continued next page





ACCESS
December 2013

Account name: THE JEWELL PARKERSON LOWE
Account number:

Your Financial Advisor:
FRAYARD/BICKHAM
504-584-5600/800-347-4522

Your assets ▸ **Equities ▸ Common stock** (continued)

Holding	Trade date	Number of shares	Purchase price/ Average price per share (\$)	Cost basis (\$)	Price per share on Dec 31 (\$)	Value on Dec 31 (\$)	Unrealized gain or loss (\$)	Holding period
BLACKROCK INC								
Symbol: BLK Exchange: NYSE								
EAI: \$128 Current yield: 2.13%	Nov 4, 10	19.000	169.097	3,212.85	316.470	6,012.93	2,800.08	LT
BOEING COMPANY								
Symbol: BA Exchange: NYSE								
EAI: \$190 Current yield: 2.14%	Jul 9, 12	25.000	74.026	1,850.65	136.490	3,412.25	1,561.60	LT
	Sep 11, 12	28.000	71.286	1,996.02	136.490	3,821.72	1,825.70	LT
	Oct 16, 12	12.000	73.520	882.25	136.490	1,637.88	755.63	LT
Security total		65.000	72.753	4,728.92		8,871.85	4,142.93	
BORG WARNER INC								
Symbol: BWA Exchange: NYSE								
EAI: \$62 Current yield: 0.89%	May 17, 12	44.000	37.140	1,634.16	55.910	2,460.04	825.88	LT
	Jul 11, 12	80.000	31.697	2,535.83	55.910	4,472.80	1,936.97	LT
Security total		124.000	33.629	4,169.99		6,932.84	2,762.85	
CALPINE CORP NEW								
Symbol: CPN Exchange: NYSE								
	Apr 9, 13	282.000	20.765	5,855.79	19.510	5,501.82	-353.97	ST
	Jun 20, 13	97.000	21.236	2,059.91	19.510	1,892.47	-167.44	ST
	Sep 16, 13	42.000	19.335	812.08	19.510	819.42	7.34	ST
	Sep 17, 13	40.000	19.497	779.90	19.510	780.40	0.50	ST
Security total		461.000	20.624	9,507.68		8,994.11	-513.57	
DENBURY RESOURCES INC NEW								
Symbol: DNR Exchange: NYSE								
	Sep 21, 12	122.000	17.314	2,112.41	16.430	2,004.46	-107.95	LT
	Oct 16, 12	113.000	16.722	1,889.60	16.430	1,856.59	-33.01	LT
	Nov 20, 12	101.000	15.315	1,546.86	16.430	1,659.43	112.57	LT
Security total		336.000	16.514	5,548.87		5,520.48	-28.39	
EBAY INC								
Symbol: EBAY Exchange: OTC								
	Aug 9, 11	20.000	28.849	576.99	54.865	1,097.30	520.31	LT
	Sep 6, 11	61.000	28.658	1,748.17	54.865	3,346.76	1,598.59	LT
	Oct 28, 11	33.000	33.069	1,091.28	54.865	1,810.54	719.26	LT
	Apr 23, 13	52.000	52.536	2,731.88	54.865	2,852.98	121.10	ST
	Aug 14, 13	24.000	54.314	1,303.54	54.865	1,316.76	13.22	ST
	Oct 18, 13	29.000	52.350	1,518.17	54.865	1,591.08	72.91	ST
Security total		219.000	40.959	8,970.03		12,015.43	3,045.39	

continued next page



ACCESS
December 2013

Account name:
Account number:

THE JEWELL PARKERSON LOWE

Your Financial Advisor:
FRAYARD/BICKHAM
504-584-5600/800-347-4522

Your assets • Equities • Common stock (continued)

Holding	Trade date	Number of shares	Purchase price/ Average price per share (\$)	Cost basis (\$)	Price per share on Dec 31 (\$)	Value on Dec 31 (\$)	Unrealized gain or loss (\$)	Holding period
EXPRESS SCRIPTS HLDG CO								
Symbol ESRX Exchange OTC	Nov 6, 12	48 000	54 758	2,628 40	70 240	3,371 52	743 12	LT
	Jan 16, 13	55 000	54 394	2,991 69	70 240	3,863 20	871 51	ST
	May 13, 13	28 000	61 969	1,735 14	70 240	1,966 72	231 58	ST
Security total		131 000	56 147	7,355 23		9,201 44	1,846 21	
GENERAL MOTORS CO								
Symbol GM Exchange NYSE	Nov 13, 13	175 000	37 512	6,564 77	40 870	7,152 25	587 48	ST
HUNT J B TRANS SVCS INC								
Symbol JBHT Exchange OTC								
EAI \$39 Current yield 0 78%	Oct 7, 10	11 000	35 436	389 80	77 300	850 30	460 50	LT
	Aug 1, 11	19 000	44 918	853 46	77 300	1,468 70	615 24	LT
	Aug 30, 12	35 000	52 700	1,844 50	77 300	2,705 50	861 00	LT
Security total		65 000	47 504	3,087 76		5,024 50	1,936 74	
IHS INC CL A								
Symbol IHS Exchange NYSE	May 24, 13	69 000	103 727	7,157 22	119 700	8,259 30	1,102 08	ST
	Nov 20, 13	14 000	111 966	1,567 53	119 700	1,675 80	108 27	ST
Security total		83 000	105 117	8,724 75		9,935 10	1,210 35	
INTUIT								
Symbol INTU Exchange OTC								
EAI \$85 Current yield 0 99%	Sep 27, 13	64 000	66 521	4,257 40	76 320	4,884 48	627 08	ST
	Oct 14, 13	48 000	67 337	3,232 22	76 320	3,663 36	431 14	ST
Security total		112 000	66 872	7,489 62		8,547 84	1,058 22	
INVESCO LTD								
Symbol IVZ Exchange NYSE								
EAI \$143 Current yield 2 47%	Dec 5, 13	159 000	34 416	5,472 22	36 400	5,787 60	315 38	ST
ITC HOLDINGS CORP								
Symbol: ITC Exchange NYSE								
EAI \$114 Current yield 1 78%	Mar 20, 09	20 000	39 788	795 76	95 820	1,916 40	1,120 64	LT
	Apr 3, 09	12 000	42 720	512 64	95 820	1,149 84	637 20	LT
	Apr 23, 09	26 000	43 208	1,123 42	95 820	2,491 32	1,367 90	LT
	Mar 1, 13	9 000	84 060	756 54	95 820	862 38	105 84	ST
Security total		67 000	47 587	3,188 36		6,419 94	3,231 58	

continued next page





ACCESS
December 2013

Account name: THE JEWELL PARKERSON LOWE
Account number:

Your Financial Advisor:
FRAYARD/BICKHAM
504-584-5600/800-347-4522

Your assets • Equities • Common stock (continued)

Holding	Trade date	Number of shares	Purchase price/ Average price per share (\$)	Cost basis (\$)	Price per share on Dec 31 (\$)	Value on Dec 31 (\$)	Unrealized gain or loss (\$)	Holding period
JPMORGAN CHASE & CO								
Symbol: JPM Exchange: NYSE								
EAI: \$214 Current yield: 2.60%	Oct 4, 13	141.000	52.568	7,412.16	58.480	8,245.68	833.52	ST
MONSANTO CO NEW								
Symbol: MON Exchange: NYSE								
EAI: \$129 Current yield: 1.48%	Dec 23, 10	5.000	66.690	333.45	116.550	582.75	249.30	LT
	Jun 17, 11	28.000	66.094	1,850.64	116.550	3,263.40	1,412.76	LT
	Nov 6, 12	26.000	89.228	2,319.95	116.550	3,030.30	710.35	LT
	Aug 8, 13	16.000	97.626	1,562.02	116.550	1,864.80	302.78	ST
Security total		75.000	80.881	6,066.06		8,741.25	2,675.19	
NIELSEN HOLDINGS B V EUR								
Symbol: NLSN Exchange: NYSE								
EAI: \$162 Current yield: 1.74%								
EUR Exchange rate: 0.72571	Mar 10, 11	87.000	26.076	2,268.65	45.890	3,992.43	1,723.78	LT
	Sep 2, 11	19.000	29.415	558.90	45.890	871.91	313.01	LT
	Jun 8, 12	33.000	26.892	887.45	45.890	1,514.37	626.92	LT
	May 14, 13	64.000	34.965	2,237.82	45.890	2,936.96	699.14	ST
Security total		203.000	29.324	5,952.82		9,315.67	3,362.85	
OGE ENERGY CORP								
Symbol: OGE Exchange: NYSE								
EAI: \$205 Current yield: 2.65%	Jan 12, 12	144.000	27.745	3,995.38	33.900	4,881.60	886.22	LT
	Mar 15, 12	84.000	26.434	2,220.46	33.900	2,847.60	627.14	LT
Security total		228.000	27.262	6,215.84		7,729.20	1,513.36	
PIONEER NAT RES CO								
Symbol: PXD Exchange: NYSE								
EAI: \$4 Current yield: 0.05%	Feb 14, 13	20.000	131.310	2,626.20	184.070	3,681.40	1,055.20	ST
	Mar 27, 13	25.000	126.371	3,159.28	184.070	4,601.75	1,442.47	ST
Security total		45.000	128.566	5,785.48		8,283.15	2,497.67	
QEP RES INC COM								
Symbol: QEP Exchange: NYSE								
EAI: \$15 Current yield: 0.25%	Apr 11, 13	46.000	31.421	1,445.37	30.650	1,409.90	-35.47	ST
	Apr 12, 13	72.000	30.755	2,214.42	30.650	2,206.80	-7.62	ST
	Apr 15, 13	74.000	29.483	2,181.76	30.650	2,268.10	86.34	ST
Security total		192.000	30.425	5,841.55		5,884.80	43.25	

continued next page



ACCESS
December 2013

Account name:
Account number:

THE JEWELL PARKERSON LOWE

Your Financial Advisor:
FRAYARD/BICKHAM
504-584-5600/800-347-4522

Your assets • Equities • Common stock (continued)

Holding	Trade date	Number of shares	Purchase price/ Average price per share (\$)	Cost basis (\$)	Price per share on Dec 31 (\$)	Value on Dec 31 (\$)	Unrealized gain or loss (\$)	Holding period
RANGE RESOURCES CORP								
Symbol: RRC Exchange NYSE								
EAI \$16 Current yield 0.19%	Jul 26, 13	76 000	80.616	6,126.83	84.310	6,407.56	280.73	ST
	Oct 30, 13	24 000	77.363	1,856.72	84.310	2,023.44	166.72	ST
Security total		100 000	79.836	7,983.55		8,431.00	447.45	
TEEKAY CORP								
Symbol: TK Exchange NYSE								
EAI \$230 Current yield 2.63%	Sep 24, 09	130 000	21.494	2,794.27	48.010	6,241.30	3,447.03	LT
	Aug 4, 10	52 000	26.790	1,393.08	48.010	2,496.52	1,103.44	LT
Security total		182 000	23.007	4,187.35		8,737.82	4,550.47	
UNION PACIFIC CORP								
Symbol: UNP Exchange NYSE								
EAI \$164 Current yield 1.88%	Feb 1, 12	9 000	116.862	1,051.76	168.000	1,512.00	460.24	LT
	Feb 17, 12	18 000	110.955	1,997.20	168.000	3,024.00	1,026.80	LT
	Sep 14, 12	15 000	128.990	1,934.85	168.000	2,520.00	585.15	LT
	Jun 3, 13	10 000	154.452	1,544.52	168.000	1,680.00	135.48	ST
Security total		52 000	125.545	6,528.33		8,736.00	2,207.67	
UNTD RENTALS INC								
Symbol: URI Exchange NYSE								
	Jun 17, 13	41 000	49.794	2,041.56	77.950	3,195.95	1,154.39	ST
	Jun 18, 13	37 000	51.709	1,913.26	77.950	2,884.15	970.89	ST
Security total		78 000	50.703	3,954.82		6,080.10	2,125.28	
VERISK ANALYTICS INC CL A								
Symbol: VRSK Exchange OTC								
	Nov 20, 09	49 000	28.497	1,396.38	65.720	3,220.28	1,823.90	LT
	Feb 9, 10	42 000	27.972	1,174.85	65.720	2,760.24	1,585.39	LT
	Mar 24, 10	10 000	28.000	280.00	65.720	657.20	377.20	LT
Security total		101 000	28.230	2,851.23		6,637.72	3,786.49	
Total				\$152,309.23		\$206,947.73	\$54,638.49	

Total estimated annual income: \$2,065





ACCESS
December 2013

Account name: THE JEWELL PARKERSON LOWE
Account number:

Your Financial Advisor:
FRAYARD/BICKHAM
504-584-5600/800-347-4522

Your assets (continued)

Your total assets

		Value on Dec 31 (\$)	Percentage of your account	Cost basis (\$)	Estimated annual income (\$)	Unrealized gain or loss (\$)
Cash	Cash and money balances	21,662.52	9.48%	21,662.52		
Equities	Common stock	206,947.73	90.52%	152,309.23	2,065.00	54,638.49
Total		\$228,610.25	100.00%	\$173,971.75	\$2,065.00	\$54,638.49

Account activity this month

	Date	Activity	Description	Amount (\$)
Dividend and interest income				
<i>Taxable dividends</i>				
	Dec 6	Dividend	BOEING COMPANY PAID ON 107	51.90
	Dec 6	Dividend	QEP RES INC COM PAID ON 192	3.84
	Dec 9	Foreign Dividend	NIELSEN HOLDINGS B V EUR PAID ON 203	39.79
	Dec 16	Dividend	ITC HOLDINGS CORP PAID ON 67	28.48
	Dec 19	Dividend	AMERICAN INTL GROUP INC COM NEW PAID ON 136	13.60
	Dec 23	Dividend	BLACKROCK INC PAID ON 19	31.92
	Dec 30	Dividend	AMERICAN TOWER CORP REIT PAID ON 142	41.18
	Dec 30	Dividend	RANGE RESOURCES CORP PAID ON 100	4.00
		Total taxable dividends		\$214.71
<i>Taxable interest</i>				
	Dec 6	Interest	UBS BANK USA BUSINESS ACCOUNT AS OF 12/05/13	0.50
		Total taxable interest		\$0.50
		Total dividend and interest income		\$215.21
Other funds debited				
	Dec 9	Foreign Tax Withheld	NIELSEN HOLDINGS B V EUR	-5.28
		Total other funds debited		-\$5.28



ACCESS
December 2013

Account name: THE JEWELL PARKERSON LOWE
Account number:

Your Financial Advisor:
FRAYARD/BICKHAM
504-584-5600/800-347-4522

Account activity this month (continued)

Investment transactions

For more information about the price/value shown for restricted securities, see *Important information about your statement* at the end of this document

Date	Activity	Description	Quantity	Value (\$)	Price (\$)	Proceeds from investment transactions (\$)	Funds withdrawn for investments bought (\$)	Accrued interest (\$)
Dec 10	Bought	INVESCO LTD UNSOLICITED	159 000		34 416499		-5,472.22	
		Average Priced Trade ▶ SYMBOL IVZ ▶ CUSIP NO G491BT108 ▶ Location of Execution. 09 ▶ Capacity Agent						
Dec 17	Dividend	BORG WARNER INC STOCK SPLIT SYMBOL BWA RATE 1 00 PAID ON 62	62 000					
Dec 23	Sold	AMERICAN INTL GROUP INC COM NEW UNSOLICITED Other fees and charges \$ 12	-136 000		49 616399	6,747 71		
		Average Priced Trade ▶ SYMBOL AIG ▶ CUSIP NO 026874784 ▶ Location of Execution 09 ▶ Capacity Agent						
Total						\$6,747.71	-\$5,472.22	

	Date	Activity	Description	Amount (\$)
Money balance activities	Nov 29	Balance forward		\$20,177.10
	Dec 6	Deposit	UBS BANK USA BUSINESS ACCOUNT AS OF 12/05/13	0 50
	Dec 9	Deposit	UBS BANK USA BUSINESS ACCOUNT	55 74
	Dec 10	Withdrawal	UBS BANK USA BUSINESS ACCOUNT	-5,437 71
	Dec 17	Deposit	UBS BANK USA BUSINESS ACCOUNT	28 48
	Dec 20	Deposit	UBS BANK USA BUSINESS ACCOUNT	13 60
	Dec 24	Deposit	UBS BANK USA BUSINESS ACCOUNT	6,779 63
	Dec 31	Deposit	UBS BANK USA BUSINESS ACCOUNT	45 18
	Dec 31	Closing UBS Bank USA Business Account		\$21,662.52





ACCESS
December 2013

Account name: THE JEWELL PARKERSON LOWE
Account number:

Your Financial Advisor:
FRAYARD/BICKHAM
504-584-5600/800-347-4522

Realized gains and losses

The estimated realized gains and losses shown below are not for tax purposes. Please note that gain or loss recognized on the sale or redemption of certain Structured Products, like Contingent Debt Securities, may be ordinary, and not capital, gain or loss. Please check with your tax advisor. To calculate gains and losses, we liquidate the oldest security lot first. This is known as the first-in, first-out or FIFO accounting method. We use this method unless you specified which tax lot to close when you placed your order. This is known as a versus purchases or VSP order. See *Important information about your statement* at the end of this document for more

information. We may not adjust gains and losses for all capital changes. We automatically adjust cost basis for tax-exempt and AMT coupon municipal securities for estimated amortization of bond premiums and for accreted OID for securities issued at a discount. If you requested that UBS adjust cost basis for the bond premium amortization on taxable debt securities then cost basis reflected for these securities has been adjusted. Estimates in the *Unclassified* section can not be classified as short term or long term because information is missing, or the product is one in which the gain/loss calculation is not provided.

Short-term capital gains and losses

Security description	Method	Quantity or face value	Purchase date	Sale date	Sale amount (\$)	Cost basis (\$)	Wash sale cost basis adjustment(\$)	Loss (\$)	Gain (\$)
AMERICAN INTL GROUP INC COM NEW	FIFO	30.000	May 03, 13	Dec 18, 13	1,488.47	1,334.91			153.56

Long-term capital gains and losses

Security description	Method	Quantity or face value	Purchase date	Sale date	Sale amount (\$)	Cost basis (\$)	Wash sale cost basis adjustment(\$)	Loss (\$)	Gain (\$)
AMERICAN INTL GROUP INC COM NEW	FIFO	25.000	Aug 20, 12	Dec 18, 13	1,240.39	863.40			376.99
	FIFO	81.000	Sep 11, 12	Dec 18, 13	4,018.85	2,655.42			1,363.43
Total					\$5,259.24	\$3,518.82			\$1,740.42
Net long-term capital gains or losses									\$1,740.42
Net capital gains/losses:									\$1,893.98



UBS Financial Services Inc
1100 Poydras Street
Suite 900
New Orleans LA 70163-0900

CPP1001290141 1213 X1 NR 0

ACCESS

December 2013

Your Financial Advisor:

FRAYARD/BICKHAM

Phone 504-584-5600/800-347-4522

Visit our website:

www.ubs.com/financialservices

Account name: THE JEWELL PARKERSON LOWE • FOUNDATION INC
(ACCESS-NFJ LARGE CAP VALUE)

Account number:

Your investment objectives:

You have identified the following investment objectives for this account. If you have questions about these objectives, disagree with them, or wish to change them, please contact your Financial Advisor or Branch Manager. You can find a full description of the alternative investment objectives in *Important information about your statement* at the end of this document.

Your return objective:

Current income & capital appreciation

Your risk profile:

Primary - Moderate

Investment eligibility consideration - None selected

Value of your account

	on November 29 (\$)	on December 31 (\$)
Your assets	267,486.81	273,132.28
Your liabilities	0.00	0.00
Value of your account	\$267,486.81	\$273,132.28

Change in the value of your account

	December 2013 (\$)	Year to date (\$)
Opening account value	\$267,486.81	\$213,189.90
Withdrawals and fees, including investments transferred out	-18.21	-3,668.03
Dividend and interest income	1,115.84	8,094.29
Change in market value	4,547.84	55,516.12
Closing account value	\$273,132.28	\$273,132.28





Cash activity summary

See *Account activity this month* for details. Balances in your Sweep Options are included in the opening and closing balances value. FDIC insurance applies only to deposits at UBS Bank USA, not to deposits at UBS AG, Stamford Branch or bank deposits placed through the UBS International Deposit Account program. SIPC protection applies to money market sweep fund holdings but not bank deposits. See *Important information about your statement* on the last two pages of this document for details.

	December 2013 (\$)	Year to date (\$)
Opening balances	\$9,993.54	\$9,028.45
<i>Additions</i>		
Dividend and interest income	1,115.84	8,094.29
Proceeds from investment transactions	3,507.26	49,050.49
Total additions	\$4,623.10	\$57,144.78
<i>Subtractions</i>		
Professional management fees and related services	0.00	-3,440.39
Other funds debited	-18.21	-227.64
Funds withdrawn for investments bought	-480.17	-48,386.94
Total subtractions	-\$498.38	-\$52,054.97
Net cash flow	\$4,124.72	\$5,089.81
Closing balances	\$14,118.26	\$14,118.26

Dividend and interest income earned

For purposes of this statement, taxability of interest and dividend income has been determined from a US tax reporting perspective. Based upon the residence of the account holder, account type, or product type, some interest and/or dividend payments may not be subject to United States (US) and/or Puerto Rico (PR) income taxes. The client monthly statement is not intended to be used and cannot be relied upon for tax purposes. Clients should refer to the applicable tax reporting forms they receive from UBS annually, such as the Forms 1099 and the Forms 480, for tax reporting information. It is the practice of UBS to file the applicable tax reporting forms with the US Internal Revenue Service and PR Treasury Department, and in such forms accurately classify dividends and/or interest as tax exempt or taxable income. Please consult your individual tax preparer.

	December 2013 (\$)	Year to date (\$)
Taxable dividends	1,115.55	8,093.85
Taxable interest	0.29	0.43
Total current year	\$1,115.84	\$8,094.28
Prior year adjustment	0.00	0.01
Total dividend & interest	\$1,115.84	\$8,094.29

Summary of gains and losses

Values reported below exclude products for which gains and losses are not classified.

	Realized gains and losses		Unrealized gains and losses (\$)
	December 2013 (\$)	Year to date (\$)	
Short term	0.00	1,891.33	3,499.79
Long term	1,935.04	10,073.75	62,456.93
Total	\$1,935.04	\$11,965.08	\$65,956.72

Withholdings and tax summary

	December 2013 (\$)	Year to date (\$)
Foreign taxes paid	-18.21	-227.64



ACCESS
December 2013

Account name:
Account number:

THE JEWELL PARKERSON LOWE

Your Financial Advisor:
FRAYARD/BICKHAM
504-584-5600/800-347-4522

UBS Bank USA Business Account APY

Interest period Nov 7 - Dec 5

Opening UBS Bank USA Business balance Nov 7	\$9,530 50
Closing UBS Bank USA Business balance Dec 5	\$10,379 91
Number of days in interest period	29
Average daily balance	\$8,958 80
Interest earned	\$0 29
Annual percentage yield earned	0 04%

Your account instructions

- Your ACCESS account is managed by NFJ DIVIDEND VALUE
- Your account cost basis default closing method is FIFO, First in, First Out
- Statement copies are sent to 1 interested party
 - RONALD J PREJEAN CPA





ACCESS
December 2013

Account name:
Account number:

THE JEWELL PARKERSON LOWE

Your Financial Advisor:
FRAYARD/BICKHAM
504-584-5600/800-347-4522

Your assets

Some prices, income and current values shown may be approximate. As a result, gains and losses may not be accurately reflected. See *Important information about your statement* at the end of this document for more information.

Cash

Cash and money balances

Cash and money balances may include available cash balances, UBS Bank USA deposit account balances, UBS AG Stamford Branch deposit account balances and money market mutual fund sweep balances.

UBS Bank USA deposit account balances are insured by the FDIC within applicable limits, but are not protected by SIPC. UBS AG Stamford Branch deposit account balances are not insured by FDIC and are not protected by SIPC. Money market sweep balances are protected by SIPC but are not insured by the FDIC. See the *Important information about your statement* at the end of this document for details about those balances.

Holding	Opening balance on Dec 1 (\$)	Closing balance on Dec 31 (\$)	Price per share on Dec 31 (\$)	Average rate	Dividend/Interest period	Days in period	Cap amount (\$)
Cash	2,483.75	0.00					
UBS BANK USA BUS ACCT	7,509.79	14,118.26					250,000.00
Total	\$9,993.54	\$14,118.26					

Equities

Common stock

Holding	Trade date	Number of shares	Purchase price/ Average price per share (\$)	Cost basis (\$)	Price per share on Dec 31 (\$)	Value on Dec 31 (\$)	Unrealized gain or loss (\$)	Holding period
ALLSTATE CORP								
Symbol ALL Exchange NYSE								
EAI \$100 Current yield 1.83%	Mar 2, 06	15,000	54.487	817.31	54.540	818.10	0.79	LT
	Mar 8, 06	15,000	54.315	814.73	54.540	818.10	3.37	LT
	Mar 10, 06	5,000	54.320	271.60	54.540	272.70	1.10	LT
	Mar 10, 06	5,000	54.580	272.90	54.540	272.70	-0.20	LT
	Mar 13, 06	5,000	54.878	274.39	54.540	272.70	-1.69	LT
	Mar 17, 06	20,000	54.814	1,096.29	54.540	1,090.80	-5.49	LT
	Mar 10, 08	20,000	47.270	945.40	54.540	1,090.80	145.40	LT
	Nov 14, 08	15,000	27.770	416.56	54.540	818.10	401.54	LT
Security total		100,000	49.092	4,909.18		5,454.00	544.82	

continued next page





ACCESS
December 2013

Account name: THE JEWELL PARKERSON LOWE
Account number:

Your Financial Advisor:
FRAYARD/BICKHAM
504-584-5600/800-347-4522

Your assets • Equities • Common stock (continued)

Holding	Trade date	Number of shares	Purchase price/ Average price per share (\$)	Cost basis (\$)	Price per share on Dec 31 (\$)	Value on Dec 31 (\$)	Unrealized gain or loss (\$)	Holding period
AMER ELECTRIC POWER CO								
Symbol: AEP Exchange: NYSE								
EAI: \$184 Current yield: 4.28%	Jan 6, 12	18 000	40 830	734 94	46 740	841 32	106.38	LT
	Jan 10, 12	74 000	41 410	3,064 36	46 740	3,458 76	394 40	LT
Security total		92 000	41 297	3,799.30		4,300 08	500.78	
AMERIPRISE FINANCIAL INC								
Symbol: AMP Exchange: NYSE								
EAI: \$102 Current yield: 1.81%	Aug 30, 10	5 000	43 340	216 70	115 050	575.25	358.55	LT
	Sep 2, 10	20 000	46.023	920 46	115.050	2,301 00	1,380 54	LT
	Oct 19, 11	24 000	41 620	998 88	115 050	2,761.20	1,762.32	LT
Security total		49 000	43 593	2,136 04		5,637.45	3,501 41	
ASTRAZENECA PLC SPON ADR								
Symbol: AZN Exchange: NYSE								
EAI: \$277 Current yield: 4.71%	Jul 6, 12	2,000	45 245	90 49	59 370	118 74	28 25	LT
	Jul 18, 12	31 000	46 629	1,445 52	59,370	1,840.47	394.95	LT
	Jul 23, 12	15 000	45 817	687 26	59 370	890.55	203 29	LT
	Sep 17, 12	10,000	46.951	469 51	59 370	593.70	124 19	LT
	Sep 28, 12	36 000	47 893	1,724 17	59 370	2,137 32	413 15	LT
	Oct 12, 12	5 000	46 108	230 54	59 370	296 85	66.31	LT
Security total		99 000	46 944	4,647 49		5,877 63	1,230.14	
AT&T INC								
Symbol: T Exchange: NYSE								
EAI: \$199 Current yield: 5.24%	May 17, 05	83 000	23 889	1,982 84	35.160	2,918 28	935 44	LT
	Jan 5, 06	20 000	24 940	498 80	35.160	703 20	204 40	LT
	Sep 24, 10	5 000	28 710	143 55	35.160	175 80	32 25	LT
Security total		108 000	24 307	2,625 19		3,797 28	1,172 09	
BARRICK GOLD CORP CAD								
Symbol: ABX Exchange: NYSE								
EAI: \$49 Current yield: 1.14%	Jan 26, 12	78,000	48 894	3,813 78	17 630	1,375 14	-2,438 64	LT
CAD Exchange rate: 1.06250	Apr 12, 12	11,000	42 099	463 09	17 630	193 93	-269 16	LT
	Sep 12, 12	15 000	39 603	594 05	17 630	264 45	-329.60	LT
	Mar 8, 13	40 000	29 121	1,164 84	17.630	705.20	-459 64	ST

continued next page



ACCESS
December 2013

Account name:
Account number:

THE JEWELL PARKERSON LOWE

Your Financial Advisor:
FRAYARD/BICKHAM
504-584-5600/800-347-4522

Your assets • Equities • Common stock (continued)

Holding	Trade date	Number of shares	Purchase price/ Average price per share (\$)	Cost basis (\$)	Price per share on Dec 31 (\$)	Value on Dec 31 (\$)	Unrealized gain or loss (\$)	Holding period
	Apr 26, 13	100 000	18 540	1,854 01	17 630	1,763 00	-91 01	ST
Security total		244 000	32 335	7,889 77		4,301 72	-3,588 05	
BAXTER INTL INC								
Symbol BAX Exchange NYSE								
EAI \$14 Current yield 2 88%	Dec 23, 13	7 000	68.595	480 17	69 550	486 85	6 68	ST
CA INC								
Symbol CA Exchange OTC								
EAI \$145 Current yield 2 97%	May 7, 12	42 000	26 141	1,097 93	33 650	1,413 30	315 37	LT
	May 8, 12	65 000	26 095	1,696 21	33 650	2,187 25	491 04	LT
	May 9, 12	38 000	26 307	999 68	33 650	1,278 70	279 02	LT
Security total		145 000	26 164	3,793 82		4,879 25	1,085 43	
CHEVRON CORP								
Symbol CVX Exchange NYSE								
EAI \$140 Current yield 3 20%	Nov 5, 02	10 000	34 550	345 50	124 910	1,249 10	903 60	LT
	Nov 1, 04	25 000	53 086	1,327 15	124 910	3,122 75	1,795 60	LT
Security total		35 000	47 790	1,672 65		4,371 85	2,699 20	
CISCO SYSTEMS INC								
Symbol CSCO Exchange OTC								
EAI \$150 Current yield 3 03%	May 18, 12	21 000	16 545	347 46	22 430	471 03	123 57	LT
	May 30, 12	200 000	16 448	3,289 74	22 430	4,486 00	1,196 26	LT
Security total		221 000	16 458	3,637 20		4,957 03	1,319 83	
CITIGROUP INC								
Symbol C Exchange NYSE								
EAI \$4 Current yield 0 08%	Oct 17, 13	29 000	50 454	1,463 19	52 110	1,511.19	48 00	ST
	Oct 21, 13	20 000	51 075	1,021 51	52 110	1,042 20	20 69	ST
	Oct 22, 13	50 000	50 837	2,541 89	52 110	2,605 50	63 61	ST
Security total		99 000	50 774	5,026 59		5,158 89	132 30	
CONOCOPHILLIPS								
Symbol COP Exchange NYSE								
EAI \$389 Current yield 3 90%	Mar 2, 06	30 000	47 133	1,414 01	70 650	2,119 50	705 49	LT
	Nov 11, 09	60 000	40 647	2,438 85	70 650	4,239 00	1,800 15	LT
	Nov 20, 09	5 000	39 524	197 62	70 650	353 25	155 63	LT
	May 11, 12	40 000	53 667	2,146 70	70 650	2,826 00	679 30	LT

continued next page





ACCESS
December 2013

Account name: THE JEWELL PARKERSON LOWE
Account number:

Your Financial Advisor:
FRAYARD/BICKHAM
504-584-5600/800-347-4522

Your assets › Equities › Common stock (continued)

Holding	Trade date	Number of shares	Purchase price/ Average price per share (\$)	Cost basis (\$)	Price per share on Dec 31 (\$)	Value on Dec 31 (\$)	Unrealized gain or loss (\$)	Holding period
	May 30, 12	6.000	52.225	313.35	70.650	423.90	110.55	LT
Security total		141.000	46.174	6,510.53		9,961.65	3,451.12	
DU PONT DE NEMOURS								
Symbol: DD Exchange: NYSE								
EAI: \$135 Current yield: 2.77%								
	Mar 13, 12	44.000	52.262	2,299.57	64.970	2,858.68	559.11	LT
	Mar 14, 12	28.000	52.933	1,482.14	64.970	1,819.16	337.02	LT
	Mar 16, 12	3.000	53.500	160.50	64.970	194.91	34.41	LT
Security total		75.000	52.563	3,942.21		4,872.75	930.54	
ENSCO PLC CL A								
Symbol: ESV Exchange: NYSE								
EAI: \$155 Current yield: 3.93%								
	Nov 23, 11	7.000	47.802	334.62	57.180	400.26	65.64	LT
	Nov 30, 11	53.000	52.310	2,772.47	57.180	3,030.54	258.07	LT
	Dec 1, 11	9.000	52.010	468.09	57.180	514.62	46.53	LT
Security total		69.000	51.814	3,575.18		3,945.42	370.24	
FIFTH THIRD BANCORP								
Symbol: FITB Exchange: OTC								
EAI: \$130 Current yield: 2.29%								
	Aug 30, 12	103.000	15.035	1,548.64	21.030	2,166.09	617.45	LT
	Sep 5, 12	167.000	14.947	2,496.25	21.030	3,512.01	1,015.76	LT
Security total		270.000	14.981	4,044.89		5,678.10	1,633.21	
FORD MOTOR CO COM NEW								
Symbol: F Exchange: NYSE								
EAI: \$226 Current yield: 2.60%								
	Mar 14, 13	335.000	13.398	4,488.43	15.430	5,169.05	680.62	ST
	Mar 19, 13	4.000	13.295	53.18	15.430	61.72	8.54	ST
	Jun 24, 13	84.000	14.664	1,231.79	15.430	1,296.12	64.33	ST
	Jun 26, 13	44.000	15.157	666.94	15.430	678.92	11.98	ST
	Jul 3, 13	69.000	16.300	1,124.70	15.430	1,064.67	-60.03	ST
	Jul 8, 13	28.000	16.788	470.07	15.430	432.04	-38.03	ST
Security total		564.000	14.247	8,035.11		8,702.52	667.41	
GENL ELECTRIC CO								
Symbol: GE Exchange: NYSE								
EAI: \$176 Current yield: 3.14%								
	Jul 28, 10	30.000	16.021	480.63	28.030	840.90	360.27	LT
	Jul 29, 10	105.000	16.127	1,693.38	28.030	2,943.15	1,249.77	LT
	Aug 11, 10	65.000	15.963	1,037.60	28.030	1,821.95	784.35	LT

continued next page



ACCESS
December 2013

Account name:
Account number:

THE JEWELL PARKERSON LOWE

Your Financial Advisor:
FRAYARD/BICKHAM
504-584-5600/800-347-4522

Your assets • **Equities** • Common stock (continued)

Holding	Trade date	Number of shares	Purchase price/ Average price per share (\$)	Cost basis (\$)	Price per share on Dec 31 (\$)	Value on Dec 31 (\$)	Unrealized gain or loss (\$)	Holding period
Security total		200 000	16 058	3,211 61		5,606 00	2,394 39	
HARRIS CORP DELA								
Symbol HRS Exchange NYSE								
EAI \$171 Current yield 2 40%	Jan 21, 09	15 000	41 226	618 39	69 810	1,047 15	428 76	LT
	Feb 2, 09	15 000	43 410	651 16	69 810	1,047 15	395 99	LT
	Feb 9, 09	15 000	43 976	659 65	69 810	1,047 15	387 50	LT
	Feb 18, 09	15 000	41 334	620 02	69 810	1,047 15	427 13	LT
	Feb 10, 11	15 000	49 523	742 85	69 810	1,047 15	304 30	LT
	Dec 8, 11	15 000	35 153	527 30	69 810	1,047 15	519 85	LT
	Dec 9, 11	12 000	35 465	425 59	69 810	837 72	412 13	LT
Security total		102 000	41 617	4,244 96		7,120 62	2,875 66	
INTEL CORP								
Symbol INTC Exchange OTC								
EAI \$314 Current yield 3 47%	Nov 11, 09	95 000	19 824	1,883 32	25 955	2,465 72	582 40	LT
	Aug 27, 10	175 000	18 226	3,189 67	25 955	4,542 12	1,352 45	LT
	Mar 21, 11	29 000	20 329	589 56	25 955	752 69	163 13	LT
	Sep 12, 12	50 000	23 228	1,161 40	25 955	1,297 75	136 35	LT
Security total		349 000	19 553	6,823 95		9,058 29	2,234 33	
INTL PAPER CO								
Symbol IP Exchange NYSE								
EAI \$140 Current yield 2 86%	Jun 23, 11	38 000	28 829	1,095 53	49 030	1,863 14	767 61	LT
	Jun 24, 11	62 000	28 787	1,784 83	49 030	3,039 86	1,255 03	LT
Security total		100 000	28 804	2,880 36		4,903 00	2,022 64	
JOHNSON & JOHNSON COM								
Symbol JNJ Exchange NYSE								
EAI \$161 Current yield 2 88%	May 4, 09	20 000	53 663	1,073 27	91 590	1,831 80	758 53	LT
	May 15, 09	25 000	55 274	1,381 85	91 590	2,289 75	907 90	LT
	Feb 10, 11	16 000	60 941	975 06	91 590	1,465 44	490 38	LT
Security total		61 000	56 232	3,430 18		5,586 99	2,156 81	
JPMORGAN CHASE & CO								
Symbol JPM Exchange NYSE								
EAI \$301 Current yield 2 60%	May 3, 11	29 000	45 994	1,333 83	58 480	1,695 92	362 09	LT

continued next page





ACCESS
December 2013

Account name: THE JEWELL PARKERSON LOWE
Account number:

Your Financial Advisor:
FRAYARD/BICKHAM
504-584-5600/800-347-4522

Your assets • **Equities** • Common stock (continued)

Holding	Trade date	Number of shares	Purchase price/ Average price per share (\$)	Cost basis (\$)	Price per share on Dec 31 (\$)	Value on Dec 31 (\$)	Unrealized gain or loss (\$)	Holding period
	May 9, 11	8.000	44.852	358.82	58.480	467.84	109.02	LT
	Nov 4, 11	78.000	33.954	2,648.47	58.480	4,561.44	1,912.97	LT
	Nov 7, 11	48.000	34.104	1,637.01	58.480	2,807.04	1,170.03	LT
	Jun 8, 12	35.000	33.573	1,175.07	58.480	2,046.80	871.73	LT
Security total		198.000	36.127	7,153.20		11,579.04	4,425.84	
LOCKHEED MARTIN CORP								
Symbol: LMT Exchange: NYSE								
EAI: \$213 Current yield: 3.58%								
	Mar 16, 10	35.000	84.616	2,961.57	148.660	5,203.10	2,241.53	LT
	Sep 23, 10	5.000	71.678	358.39	148.660	743.30	384.91	LT
Security total		40.000	82.999	3,319.96		5,946.40	2,626.44	
MARATHON OIL CORP								
Symbol: MRO Exchange: NYSE								
EAI: \$109 Current yield: 2.14%								
	May 17, 05	13.000	13.565	176.35	35.300	458.90	282.55	LT
	Jan 5, 06	40.000	19.995	799.83	35.300	1,412.00	612.17	LT
	Jan 12, 10	20.000	19.498	389.96	35.300	706.00	316.04	LT
	Jul 14, 11	46.000	31.915	1,468.13	35.300	1,623.80	155.67	LT
	Aug 8, 12	25.000	27.482	687.05	35.300	882.50	195.45	LT
Security total		144.000	24.454	3,521.32		5,083.20	1,561.88	
MEDTRONIC INC								
Symbol: MDT Exchange: NYSE								
EAI: \$66 Current yield: 1.95%								
	Feb 20, 09	4.000	34.185	136.74	57.390	229.56	92.82	LT
	Feb 25, 09	6.000	34.198	205.19	57.390	344.34	139.15	LT
	Feb 25, 09	4.000	34.200	136.80	57.390	229.56	92.76	LT
	Feb 26, 09	10.000	32.837	328.37	57.390	573.90	245.53	LT
	Jan 12, 10	15.000	45.337	680.06	57.390	860.85	180.79	LT
	Aug 20, 10	20.000	34.690	693.80	57.390	1,147.80	454.00	LT
Security total		59.000	36.965	2,180.96		3,386.01	1,205.05	
MERCK & CO INC NEW COM								
Symbol: MRK Exchange: NYSE								
EAI: \$181 Current yield: 3.51%								
	Apr 3, 12	35.000	38.585	1,350.50	50.050	1,751.75	401.25	LT
	Apr 4, 12	8.000	38.857	310.86	50.050	400.40	89.54	LT
	Apr 5, 12	60.000	38.726	2,323.60	50.050	3,003.00	679.40	LT
Security total		103.000	38.689	3,984.96		5,155.15	1,170.19	

continued next page



ACCESS
December 2013

Account name:
Account number.

THE JEWELL PARKERSON LOWE

Your Financial Advisor:
FRAYARD/BICKHAM
504-584-5600/800-347-4522

Your assets • Equities • Common stock (continued)

Holding	Trade date	Number of shares	Purchase price/ Average price per share (\$)	Cost basis (\$)	Price per share on Dec 31 (\$)	Value on Dec 31 (\$)	Unrealized gain or loss (\$)	Holding period
METLIFE INC								
Symbol MET Exchange NYSE								
EAI \$217 Current yield 2.04%	Apr 23, 09	20 000	27 439	548 78	53 920	1,078 40	529 62	LT
	May 5, 09	70 000	28 518	1,996 27	53 920	3,774 40	1,778 13	LT
	Aug 24, 11	15 000	32 000	480 01	53 920	808 80	328 79	LT
	Dec 8, 11	8 000	31 347	250 78	53 920	431 36	180 58	LT
	Nov 13, 13	24 000	49 162	1,179 90	53 920	1,294 08	114 18	ST
	Nov 15, 13	6 000	51 561	309 37	53 920	323 52	14 15	ST
	Nov 18, 13	51 000	52 535	2,679 32	53 920	2,749 92	70 60	ST
	Nov 20, 13	3 000	52 346	157 04	53 920	161 76	4 72	ST
Security total		197 000	38 586	7,601 47		10,622 24	3,020 77	
MICROSOFT CORP								
Symbol MSFT Exchange OTC								
EAI \$150 Current yield 2.99%	Aug 15, 12	134 000	30 137	4,038 44	37 410	5,012 94	974 50	LT
MOLSON COORS BREWING CO CL B								
Symbol TAP Exchange NYSE								
EAI \$122 Current yield 2.29%	Aug 22, 12	16 000	44 046	704 75	56 150	898 40	193 65	LT
	Aug 23, 12	4 000	44 095	176 38	56 150	224 60	48 22	LT
	Aug 27, 12	3 000	44 226	132 68	56 150	168 45	35 77	LT
	Aug 29, 12	12 000	44 099	529 19	56 150	673 80	144 61	LT
	Aug 30, 12	10 000	43 521	435 21	56 150	561 50	126 29	LT
	Oct 10, 12	17 000	44 227	751 86	56 150	954 55	202 69	LT
	Oct 11, 12	6 000	44 411	266 47	56 150	336 90	70 43	LT
	Oct 19, 12	27 000	44 082	1,190 22	56 150	1,516 05	325 83	LT
Security total		95 000	44 071	4,186 76		5,334 25	1,147 49	
NEWELL RUBBERMAID INC								
Symbol NWL Exchange NYSE								
EAI \$107 Current yield 1.84%	Mar 13, 13	2 000	25 190	50 38	32 410	64.82	14 44	ST
	Mar 14, 13	68 000	25.633	1,743 09	32 410	2,203.88	460 79	ST
	Mar 22, 13	51 000	25 276	1,289 08	32.410	1,652.91	363 83	ST
	Mar 25, 13	40 000	25 210	1,008 42	32.410	1,296 40	287 98	ST
	Apr 12, 13	3 000	25 640	76 92	32 410	97 23	20 31	ST

continued next page





ACCESS
December 2013

Account name: THE JEWELL PARKERSON LOWE
Account number:

Your Financial Advisor:
FRAYARD/BICKHAM
504-584-5600/800-347-4522

Your assets • **Equities** • **Common stock** (continued)

Holding	Trade date	Number of shares	Purchase price/ Average price per share (\$)	Cost basis (\$)	Price per share on Dec 31 (\$)	Value on Dec 31 (\$)	Unrealized gain or loss (\$)	Holding period
	Apr 15, 13	15.000	25.380	380.71	32.410	486.15	105.44	ST
Security total		179.000	25.411	4,548.60		5,801.39	1,252.79	
NORFOLK STHN CORP								
Symbol: NSC Exchange: NYSE								
EAI: \$125 Current yield: 2.24%								
	Sep 27, 13	2.000	77.405	154.81	92.830	185.66	30.85	ST
	Oct 2, 13	5.000	77.776	388.88	92.830	464.15	75.27	ST
	Oct 3, 13	9.000	77.237	695.14	92.830	835.47	140.33	ST
	Oct 4, 13	7.000	76.698	536.89	92.830	649.81	112.92	ST
	Oct 18, 13	10.000	79.274	792.74	92.830	928.30	135.56	ST
	Oct 23, 13	7.000	85.044	595.31	92.830	649.81	54.50	ST
	Oct 24, 13	3.000	87.026	261.08	92.830	278.49	17.41	ST
	Oct 29, 13	5.000	88.250	441.25	92.830	464.15	22.90	ST
	Oct 30, 13	2.000	86.355	172.71	92.830	185.66	12.95	ST
	Nov 7, 13	3.000	85.510	256.53	92.830	278.49	21.96	ST
	Nov 18, 13	1.000	87.260	87.26	92.830	92.83	5.57	ST
	Nov 20, 13	6.000	85.996	515.98	92.830	556.98	41.00	ST
Security total		60.000	81.643	4,898.58		5,569.80	671.22	
NORTHROP GRUMMAN CORP								
Symbol: NOC Exchange: NYSE								
EAI: \$139 Current yield: 2.13%								
	Oct 23, 09	17.000	44.801	761.62	114.610	1,948.37	1,186.75	LT
	Oct 26, 09	5.000	45.820	229.10	114.610	573.05	343.95	LT
	Oct 28, 09	35.000	45.879	1,605.77	114.610	4,011.35	2,405.58	LT
Security total		57.000	45.552	2,596.49		6,532.77	3,936.28	
PFIZER INC								
Symbol: PFE Exchange: NYSE								
EAI: \$198 Current yield: 3.40%								
	Apr 27, 06	30.000	25.152	754.56	30.630	918.90	164.34	LT
	May 1, 06	40.000	25.308	1,012.35	30.630	1,225.20	212.85	LT
	May 3, 06	40.000	25.437	1,017.48	30.630	1,225.20	207.72	LT
	Apr 14, 10	70.000	17.134	1,199.41	30.630	2,144.10	944.69	LT
	Jun 15, 10	10.000	15.449	154.49	30.630	306.30	151.81	LT
Security total		190.000	21.780	4,138.29		5,819.70	1,681.41	

continued next page



ACCESS
December 2013

Account name:
Account number:

THE JEWELL PARKERSON LOWE

Your Financial Advisor:
FRAYARD/BICKHAM
504-584-5600/800-347-4522

Your assets • **Equities** • **Common stock** (continued)

Holding	Trade date	Number of shares	Purchase price/ Average price per share (\$)	Cost basis (\$)	Price per share on Dec 31 (\$)	Value on Dec 31 (\$)	Unrealized gain or loss (\$)	Holding period
PNC FINANCIAL SERVICES GROUP								
Symbol: PNC Exchange NYSE								
EAI \$106 Current yield 2.28%	Nov 11, 10	40 000	57.827	2,313.09	77.580	3,103.20	790.11	LT
	Nov 18, 10	20 000	56.303	1,126.06	77.580	1,551.60	425.54	LT
Security total		60 000	57.319	3,439.15		4,654.80	1,215.65	
REYNOLDS AMERN INC (HOLDING CO)								
Symbol: RAI Exchange NYSE								
EAI \$224 Current yield 5.03%	May 17, 05	89 000	20.203	1,798.09	49.990	4,449.11	2,651.02	LT
ROYAL DUTCH SHELL PLC CL A SPON ADR								
Symbol: RDS A Exchange NYSE								
EAI \$208 Current yield 4.29%	Sep 6, 07	15 000	80.571	1,208.57	71.270	1,069.05	-139.52	LT
	Sep 25, 07	15 000	83.617	1,254.26	71.270	1,069.05	-185.21	LT
	Oct 2, 07	15 000	83.170	1,247.56	71.270	1,069.05	-178.51	LT
	Oct 5, 07	15 000	80.115	1,201.73	71.270	1,069.05	-132.68	LT
	Sep 25, 13	8 000	65.571	524.57	71.270	570.16	45.59	ST
Security total		68 000	79.951	5,436.69		4,846.36	-590.33	
SLM CORP VTG								
Symbol: SLM Exchange OTC								
EAI \$122 Current yield 2.28%	May 15, 13	44 000	21.989	967.52	26.280	1,156.32	188.80	ST
	May 23, 13	56 000	22.677	1,269.95	26.280	1,471.68	201.73	ST
	May 28, 13	22 000	22.949	504.89	26.280	578.16	73.27	ST
	May 30, 13	1 000	23.980	23.98	26.280	26.28	2.30	ST
	Jun 3, 13	53 000	23.715	1,256.90	26.280	1,392.84	135.94	ST
	Jun 5, 13	2 000	23.520	47.04	26.280	52.56	5.52	ST
	Jun 6, 13	11 000	23.480	258.29	26.280	289.08	30.79	ST
	Jun 10, 13	15 000	23.500	352.50	26.280	394.20	41.70	ST
Security total		204 000	22.946	4,681.07		5,361.12	680.05	
STAPLES INC								
Symbol: SPLS Exchange OTC								
EAI \$155 Current yield 3.03%	Jul 19, 12	127 000	12.784	1,623.66	15.890	2,018.03	394.37	LT
	Aug 15, 12	195 000	11.426	2,228.11	15.890	3,098.55	870.44	LT

continued next page





ACCESS
December 2013

Account name: THE JEWELL PARKERSON LOWE
Account number: 6

Your Financial Advisor:
FRAYARD/BICKHAM
504-584-5600/800-347-4522

Your assets • Equities • Common stock (continued)

Holding	Trade date	Number of shares	Purchase price/ Average price per share (\$)	Cost basis (\$)	Price per share on Dec 31 (\$)	Value on Dec 31 (\$)	Unrealized gain or loss (\$)	Holding period
Security total		322.000	11.962	3,851.77		5,116.58	1,264.81	
TEVA PHARMACEUTICALS IND LTD ISRAEL ADR								
Symbol: TEVA Exchange: OTC								
EAI: \$132 Current yield: 2.70%	Jun 12, 13	68.000	39.300	2,672.43	40.080	2,725.44	53.01	ST
	Jun 17, 13	54.000	39.186	2,116.08	40.080	2,164.32	48.24	ST
Security total		122.000	39.250	4,788.51		4,889.76	101.25	
TOTAL S.A. FRANCE SPON ADR								
Symbol: TOT Exchange: NYSE								
EAI: \$483 Current yield: 4.28%	Dec 13, 07	15.000	83.121	1,246.82	61.270	919.05	-327.77	LT
	Dec 21, 07	15.000	80.368	1,205.53	61.270	919.05	-286.48	LT
	Jan 3, 08	10.000	85.044	850.44	61.270	612.70	-237.74	LT
	Jan 8, 08	10.000	86.605	866.05	61.270	612.70	-253.35	LT
	Feb 11, 10	40.000	57.018	2,280.75	61.270	2,450.80	170.05	LT
	Feb 16, 10	5.000	57.870	289.35	61.270	306.35	17.00	LT
	Feb 23, 10	15.000	57.402	861.04	61.270	919.05	58.01	LT
	May 17, 10	10.000	47.861	478.61	61.270	612.70	134.09	LT
	Sep 24, 10	5.000	51.028	255.14	61.270	306.35	51.21	LT
	Apr 9, 12	33.000	49.739	1,641.40	61.270	2,021.91	380.51	LT
	Apr 30, 13	8.000	50.198	401.59	61.270	490.16	88.57	ST
	May 1, 13	18.000	50.107	901.93	61.270	1,102.86	200.93	ST
Security total		184.000	61.297	11,278.65		11,273.68	-4.97	
TRAVELERS COS INC/THE								
Symbol: TRV Exchange: NYSE								
EAI: \$130 Current yield: 2.21%	May 17, 05	65.000	37.400	2,431.00	90.540	5,885.10	3,454.10	LT
WAL MART STORES INC								
Symbol: WMT Exchange: NYSE								
EAI: \$103 Current yield: 2.38%	Jul 13, 11	55.000	54.029	2,971.60	78.690	4,327.95	1,356.35	LT
WELLS FARGO & CO NEW								
Symbol: WFC Exchange: NYSE								
EAI: \$298 Current yield: 2.65%	Sep 1, 10	125.000	24.491	3,061.41	45.400	5,675.00	2,613.59	LT
	Dec 5, 12	73.000	33.010	2,409.78	45.400	3,314.20	904.42	LT
	Dec 10, 12	50.000	33.097	1,654.89	45.400	2,270.00	615.11	LT

continued next page



ACCESS
December 2013

Account name:
Account number:

THE JEWELL PARKERSON LOWE

Your Financial Advisor:
FRAYARD/BICKHAM
504-584-5600/800-347-4522

Your assets • Equities • Common stock (continued)

Holding	Trade date	Number of shares	Purchase price/ Average price per share (\$)	Cost basis (\$)	Price per share on Dec 31 (\$)	Value on Dec 31 (\$)	Unrealized gain or loss (\$)	Holding period
Security total		248 000	28 734	7,126 08		11,259 20	4,133 12	
XEROX CORP								
Symbol XRX Exchange NYSE								
EAI \$122 Current yield 1 89%								
	Jun 20, 08	30 000	13 998	419 96	12 170	365 10	-54 86	LT
	Jun 26, 08	70 000	13 651	955 61	12 170	851 90	-103 71	LT
	Jul 8, 08	75 000	13 712	1,028 46	12 170	912 75	-115 71	LT
	Jul 14, 08	75 000	13 001	975 08	12 170	912 75	-62 33	LT
	Jan 12, 10	65 000	8 857	575 74	12 170	791 05	215 31	LT
	Apr 26, 11	65 000	10 041	652 67	12 170	791 05	138 38	LT
	Feb 9, 12	100 000	8 036	803 62	12 170	1,217 00	413 38	LT
	Aug 9, 12	50 000	7 162	358 13	12.170	608 50	250 37	LT
Security total		530.000	10.885	5,769 27		6,450.10	680 83	
Total				\$193,057.29		\$259,014.02	\$65,956.72	

Total estimated annual income: \$7,372

Your total assets

	Value on Dec 31 (\$)	Percentage of your account	Cost basis (\$)	Estimated annual income (\$)	Unrealized gain or loss (\$)
Cash	14,118.26	5.17%	14,118.26		
Equities	259,014.02	94.83%	193,057.29	7,372.00	65,956.72
Total	\$273,132.28	100.00%	\$207,175.55	\$7,372.00	\$65,956.72

Account activity this month

	Date	Activity	Description	Amount (\$)
Dividend and interest income				
Taxable dividends				
	Dec 2	Dividend	CONOCOPHILLIPS PAID ON 141	97 29
	Dec 2	Dividend	INTEL CORP PAID ON 349 AS OF 12/01/13	78 53
	Dec 2	Dividend	WELLS FARGO & CO NEW PAID ON 248 AS OF 12/01/13	74 40
	Dec 2	Dividend	FORD MOTOR CO COM NEW PAID ON 564	56 40
	Dec 3	Dividend	PFIZER INC PAID ON 190	45 60

continued next page





ACCESS
December 2013

Account name: THE JEWELL PARKERSON LOWE
Account number:

Your Financial Advisor:
FRAYARD/BICKHAM
504-584-5600/800-347-4522

Account activity this month (continued)

	Date	Activity	Description	Amount (\$)
Dividend and interest income (continued)				
<i>Taxable dividends (continued)</i>				
	Dec 3	Foreign Dividend	TEVA PHARMACEUTICALS IND LTD ISRAEL ADR PAID ON CUSIP: 881624209 122	39.84
	Dec 6	Dividend	HARRIS CORP DELA PAID ON 102	42.84
	Dec 10	Dividend	AMER ELECTRIC POWER CO PAID ON 92	46.00
	Dec 10	Dividend	CA INC PAID ON 145	36.25
	Dec 10	Dividend	CHEVRON CORP PAID ON 35	35.00
	Dec 10	Dividend	JOHNSON & JOHNSON COM PAID ON 61	40.26
	Dec 10	Dividend	MARATHON OIL CORP PAID ON 144	27.36
	Dec 10	Dividend	NORFOLK STHN CORP PAID ON 48	24.96
	Dec 12	Dividend	MICROSOFT CORP PAID ON 134	37.52
	Dec 13	Dividend	DU PONT DE NEMOURS PAID ON 75	33.75
	Dec 13	Dividend	METLIFE INC PAID ON 113	31.08
	Dec 13	Dividend	NEWELL RUBBERMAID INC PAID ON 179	26.85
	Dec 16	Foreign Dividend	BARRICK GOLD CORP CAD PAID ON 244	12.20
	Dec 16	Dividend	INTL PAPER CO PAID ON 100	35.00
	Dec 16	Dividend	MOLSON COORS BREWING CO CL B PAID ON 95	30.40
	Dec 18	Dividend	NORTHROP GRUMMAN CORP PAID ON 57	34.77
	Dec 20	Foreign Dividend	ENSCO PLC CL A PAID ON 69	51.75
	Dec 20	Dividend	SLM CORP VTG PAID ON 204	30.60
	Dec 23	Foreign Dividend	ROYAL DUTCH SHELL PLC CL A SPON ADR PAID ON CUSIP: 780259206 68	61.20
	Dec 27	Dividend	LOCKHEED MARTIN CORP PAID ON 40	53.20
	Dec 30	Dividend	TRAVELERS COS INC/THE PAID ON 65	32.50
		Total taxable dividends		\$1,115.55
<i>Taxable interest</i>				
	Dec 6	Interest	UBS BANK USA BUSINESS ACCOUNT AS OF 12/05/13	0.29
		Total taxable interest		\$0.29
		Total dividend and interest income		\$1,115.84
	Date	Activity	Description	Amount (\$)
Other funds debited	Dec 3	Foreign Tax Withheld	TEVA PHARMACEUTICALS IND LTD ISRAEL ADR	-5.98

continued next page



ACCESS
December 2013

Account name: THE JEWELL PARKERSON LOWE
Account number:

Your Financial Advisor:
FRAYARD/BICKHAM
504-584-5600/800-347-4522

Account activity this month (continued)

	Date	Activity	Description	Amount (\$)
Other funds debited (continued)	Dec 16	Foreign Tax Withheld	BARRICK GOLD CORP CAD	-3 05
	Dec 23	Foreign Tax Withheld	ROYAL DUTCH SHELL PLC CL A SPON ADR	-9 18
	Total other funds debited			-\$18.21

Investment transactions

For more information about the price/value shown for restricted securities, see *Important information about your statement* at the end of this document

Date	Activity	Description	Quantity	Value (\$)	Price (\$)	Proceeds from investment transactions (\$)	Funds withdrawn for investments bought (\$)	Accrued interest (\$)
Dec 19	Sold	AMERIPRISE FINANCIAL INC UNSOLICITED Other fees and charges \$ 03	-16 000		108 165100	1,730 61		
		Average Priced Trade ▶ SYMBOL AMP ▶ CUSIP NO 03076C106 ▶ Location of Execution 09 ▶ Capacity Agent						
Dec 27	Bought	BAXTER INTL INC UNSOLICITED	7 000		68 596199		-480 17	
		Average Priced Trade ▶ SYMBOL BAX ▶ CUSIP NO 071813109 ▶ Location of Execution 09 ▶ Capacity Agent						
Dec 30	Sold	MEDTRONIC INC UNSOLICITED Other fees and charges \$ 03	-31 000		57 312399	1,776 65		
		Average Priced Trade ▶ SYMBOL MDT ▶ CUSIP NO 585055106 ▶ Location of Execution 09 ▶ Capacity Agent						
Total						\$3,507.26	-\$480.17	

	Date	Activity	Description	Amount (\$)
Money balance activities	Nov 29	Balance forward		\$7,509.79
	Dec 2	Deposit	UBS BANK USA BUSINESS ACCOUNT	2,483 75
	Dec 3	Deposit	UBS BANK USA BUSINESS ACCOUNT	306 62
	Dec 4	Deposit	UBS BANK USA BUSINESS ACCOUNT	79 46
	Dec 6	Deposit	UBS BANK USA BUSINESS ACCOUNT AS OF 12/05/13	0.29
	Dec 9	Deposit	UBS BANK USA BUSINESS ACCOUNT	42.84
	Dec 11	Deposit	UBS BANK USA BUSINESS ACCOUNT	209 83
	Dec 13	Deposit	UBS BANK USA BUSINESS ACCOUNT	37 52
	Dec 16	Deposit	UBS BANK USA BUSINESS ACCOUNT	91.68
	Dec 17	Deposit	UBS BANK USA BUSINESS ACCOUNT	74 55
	Dec 19	Deposit	UBS BANK USA BUSINESS ACCOUNT	34 77
	Dec 20	Deposit	UBS BANK USA BUSINESS ACCOUNT	1,730 61

continued next page





ACCESS
December 2013

Account name: THE JEWELL PARKERSON LOWE
Account number:

Your Financial Advisor:
FRAYARD/BICKHAM
504-584-5600/800-347-4522

Account activity this month (continued)

	Date	Activity	Description	Amount (\$)
Money balance activities (continued)	Dec 23	Deposit	UBS BANK USA BUSINESS ACCOUNT	82.35
	Dec 24	Deposit	UBS BANK USA BUSINESS ACCOUNT	52.02
	Dec 27	Withdrawal	UBS BANK USA BUSINESS ACCOUNT	-480.17
	Dec 30	Deposit	UBS BANK USA BUSINESS ACCOUNT	53.20
	Dec 31	Deposit	UBS BANK USA BUSINESS ACCOUNT	1,809.15
	Dec 31	Closing UBS Bank USA Business Account		\$14,118.26

Unsettled transaction activity

The following transaction(s) are pending settlement

Trade date	Settlement date	Activity	Description	Quantity	Price / Value (\$)	Amount (\$)
Dec 27, 13	Jan 02, 14	Bought	BAXTER INTL INC UNSOLICITED	17.000	69.256399	-1,177.36
Dec 30, 13	Jan 03, 14	Sold	MEDTRONIC INC UNSOLICITED	-8.000	57.405000	459.23
Total pending investments purchased						-\$1,177.36
Total pending investments sold						\$459.23

Realized gains and losses

The estimated realized gains and losses shown below are not for tax purposes. Please note that gain or loss recognized on the sale or redemption of certain Structured Products, like Contingent Debt Securities, may be ordinary, and not capital, gain or loss. Please check with your tax advisor. To calculate gains and losses, we liquidate the oldest security lot first. This is known as the first-in, first-out or FIFO accounting method. We use this method unless you specified which tax lot to close when you placed your order. This is known as a versus purchases or VSP order. See *Important information about your statement* at the end of this document for more

information. We may not adjust gains and losses for all capital changes. We automatically adjust cost basis for tax-exempt and AMT coupon municipal securities for estimated amortization of bond premiums and for accreted OID for securities issued at a discount. If you requested that UBS adjust cost basis for the bond premium amortization on taxable debt securities then cost basis reflected for these securities has been adjusted. Estimates in the *Unclassified* section can not be classified as short term or long term because information is missing, or the product is one in which the gain/loss calculation is not provided.

Long-term capital gains and losses

Security description	Method	Quantity or face value	Purchase date	Sale date	Sale amount (\$)	Cost basis (\$)	Wash sale cost basis adjustment(\$)	Loss (\$)	Gain (\$)
AMERIPRISE FINANCIAL INC	FIFO	16.000	Aug 30, 10	Dec 16, 13	1,730.61	693.45			1,037.16
MEDTRONIC INC	FIFO	20.000	Feb 18, 09	Dec 24, 13	1,146.23	688.41			457.82
	FIFO	11.000	Feb 20, 09	Dec 24, 13	630.42	376.05			254.37
	FIFO	4.000	Feb 20, 09	Dec 30, 13	229.62	136.74			92.88

continued next page



ACCESS
December 2013

Account name:
Account number:

THE JEWELL PARKERSON LOWE

Your Financial Advisor:
FRAYARD/BICKHAM
504-584-5600/800-347-4522

Realized gains and losses (continued)

Long-term capital gains and losses (continued)

Security description	Method	Quantity or face value	Purchase date	Sale date	Sale amount (\$)	Cost basis (\$)	Wash sale cost basis adjustment(\$)	Loss (\$)	Gain (\$)
	FIFO	4 000	Feb 25, 09	Dec 30, 13	229 61	136 80			92.81
Total					\$3,966.49	\$2,031.45			\$1,935.04
Net long-term capital gains or losses									\$1,935.04
Net capital gains/losses:									\$1,935.04





UBS Financial Services Inc
1100 Poydras Street
Suite 900
New Orleans LA 70163-0900

CPP1001290161 1213 X1 NR 0

Business Services Account

December 2013

Your Financial Advisor:

FRAYARD/BICKHAM
Phone 504-584-5600/800-347-4522

Questions about your statement?

Call your Financial Advisor or the
ResourceLine at 800-762-1000,
account 468090389

Visit our website:

www.ubs.com/financialservices

Your investment objectives:

You have identified the following
investment objectives for this account. If
you have questions about these
objectives, disagree with them, or wish to
change them, please contact your
Financial Advisor or Branch Manager. You
can find a full description of the
alternative investment objectives in
*Important information about your
statement* at the end of this document.

Your return objective:

Capital appreciation

Your risk profile:

Primary - Moderate

Investment eligibility consideration - None
selected

Your PACE investment objectives:

Your PACE return objective:

Current income

Your PACE risk profile:

Moderately conservative

Account name: THE JEWELL PARKERSON LOWE
FOUNDATION INC

Account type: PACE Multi

Account number:

Value of your account

	on November 29 (\$)	on December 31 (\$)
Your assets	449,514.91	366,589.44
Your liabilities	0.00	0.00
Value of your account	\$449,514.91	\$366,589.44

Change in the value of your account

	December 2013 (\$)	Year to date (\$)
Opening account value	\$449,514.91	\$460,845.49
Deposits, including investments transferred in	10,647.68	12,012.68
Withdrawals and fees, including investments transferred out	-93,629.47	-101,509.42
Dividend and interest income	1,823.74	8,787.20
Change in market value	-1,767.42	-13,546.51
Closing account value	\$366,589.44	\$366,589.44





Cash activity summary

See *Account activity this month* for details. Balances in your Sweep Options are included in the opening and closing balances value. FDIC insurance applies only to deposits at UBS Bank USA, not to deposits at UBS AG, Stamford Branch or bank deposits placed through the UBS International Deposit Account program. SIPC protection applies to money market sweep fund holdings but not bank deposits. See *Important information about your statement* on the last two pages of this document for details.

	December 2013 (\$)	Year to date (\$)
Opening balances	\$37.62	\$3,158.59
<i>Additions</i>		
Deposits and other funds credited	10,647.68	12,012.68
Dividend and interest income	1,823.74	8,787.20
Proceeds from investment transactions	93,200.00	96,593.91
Total additions	\$105,671.42	\$117,393.79
<i>Subtractions</i>		
Checks and bill payments	-93,549.47	-98,025.51
Annual fee	-80.00	-80.00
Professional management fees and related services	0.00	-3,393.91
Other fees	0.00	-10.00
Funds withdrawn for investments bought	-1,823.74	-8,787.13
Total subtractions	-\$95,453.21	-\$110,296.55
Net cash flow	\$10,218.21	\$7,097.24
Closing balances	\$10,255.83	\$10,255.83

Dividend and interest income earned

For purposes of this statement, taxability of interest and dividend income has been determined from a US tax reporting perspective. Based upon the residence of the account holder, account type, or product type, some interest and/or dividend payments may not be subject to United States (US) and/or Puerto Rico (PR) income taxes. The client monthly statement is not intended to be used and cannot be relied upon for tax purposes. Clients should refer to the applicable tax reporting forms they receive from UBS annually, such as the Forms 1099 and the Forms 480, for tax reporting information. It is the practice of UBS to file the applicable tax reporting forms with the US Internal Revenue Service and PR Treasury Department, and in such forms accurately classify dividends and/or interest as tax exempt or taxable income. Please consult your individual tax preparer.

	December 2013 (\$)	Year to date (\$)
Taxable dividends	1,823.74	8,569.66
Total current year	\$1,823.74	\$8,569.66
Prior year adjustment	0.00	217.54
Total dividend & interest	\$1,823.74	\$8,787.20

Summary of gains and losses

Values reported below exclude products for which gains and losses are not classified

	Realized gains and losses		Unrealized gains and losses (\$)
	December 2013 (\$)	Year to date (\$)	
Short term	0.00	0.00	-85.53
Long term	-105.64	12.59	-3,158.78
Total	-\$105.64	\$12.59	-\$3,244.31



Business Services Account
December 2013

Account name:
Account type:
Account number:

THE JEWELL PARKERSON LOWE
PACE Multi

Your Financial Advisor:
FRAYARD/BICKHAM
504-584-5600/800-347-4522

UBS Bank USA Business Account APY

Interest period Nov 7 - Dec 5

Opening UBS Bank USA Business balance Nov 7	\$37 62
Closing UBS Bank USA Business balance Dec 5	\$37 62
Number of days in interest period	29
Average daily balance	\$37 62
Interest earned	\$0 00
Annual percentage yield earned	0 00%

Your account instructions

- Your account cost basis default closing method is FIFO, First In, First Out
- Statement copies are sent to 1 interested party
 - RONALD J PREJEAN CPA





Business Services Account
December 2013

Account name:
Account type:
Account number:

THE JEWELL PARKERSON LOWE
PACE Multi

Your Financial Advisor:
FRAYARD/BICKHAM
504-584-5600/800-347-4522

Your PACE assets

Some prices, income and current values shown may be approximate. As a result, gains and losses may not be accurately reflected. Gains and losses for zero-coupon investments are not shown. See important information about your statement at the end of this document for more information.

Investment return is the current value minus the amount you invested. It does not include any cash dividends that were not reinvested.

Total reinvested is the total of all reinvested dividends. It does not include any cash dividends. It is not a tax lot for the purposes of determining holding periods or cost basis. The shares you receive each time you reinvest dividends become a separate tax lot.

Cost basis is the total purchase cost of the security, including reinvested dividends. The cost basis may need to be adjusted for return of capital payments in order to determine the adjusted cost basis for tax reporting purposes.

Unrealized gain or loss is the difference between the current value and the cost basis. The unrealized gain or loss may need to be adjusted for return of capital payments in order to determine the realized gain or loss for tax reporting purposes.

Fixed income

Holding	Number of shares	Purchase price/ Average price per share (\$)	Client investment (\$)	Cost basis (\$)	Price per share on Dec 31 (\$)	Value on Dec 31 (\$)	Unrealized (tax) gain or loss (\$)	Investment return (\$)	Holding period
FRANKLIN/TEMPLETON									
GLOBAL BOND FUND CLASS A									
Symbol: TPINX									
Trade date: Jul 9, 10	6,415,847	13.099	84,047.59	84,047.59	13.140	84,304.22	256.63		LT
Total reinvested	2,297,831	13.193		30,317.11	13.140	30,193.50	-123.61		
EAI: \$4,182 Current yield: 3.65%									
Security total	8,713,678	13.125	84,047.59	114,364.70		114,497.72	133.02	30,450.13	
PIMCO REAL RETURN									
FUND CLASS A									
Symbol: PRTNX									
Trade date: Jul 9, 10	2,985,699	11.100	33,141.26	33,141.26	10.970	32,753.12	-388.14		LT
Trade date: Jun 30, 11	2,359,653	11.669	27,537.15	27,537.15	10.970	25,885.39	-1,651.76		LT
Total reinvested	960,640	11.969		11,498.37	10.970	10,538.22	-960.15		
EAI: \$555 Current yield: 0.80%									
Security total	6,305,992	11.446	60,678.41	72,176.78		69,176.73	-3,000.05	8,498.32	
PIMCO SHORT TERM FUND CLASS A									
Symbol: PSHAX									
Trade date: Jul 9, 10	13,933,974	9.869	137,528.32	137,528.32	9.850	137,249.64	-278.68		LT
Trade date: Jun 30, 11	2,606,207	9.900	25,801.45	25,801.45	9.850	25,671.14	-130.31		LT
Total reinvested	988,668	9.817		9,706.67	9.850	9,738.38	31.71		
EAI: \$1,402 Current yield: 0.81%									

continued next page





Business Services Account
December 2013

Account name: THE JEWELL PARKERSON LOWE
Account type: PACE Multi
Account number:

Your Financial Advisor:
FRAYARD/BICKHAM
504-584-5600/800-347-4522

Your PACE assets • Fixed income (continued)

Holding	Number of shares	Purchase price/ Average price per share (\$)	Client investment (\$)	Cost basis (\$)	Price per share on Dec 31 (\$)	Value on Dec 31 (\$)	Unrealized (tax) gain or loss (\$)	Investment return (\$)	Holding period
Security total	17,528.849	9.872	163,329.77	173,036.44		172,659.16	-377.28	9,329.39	
PACE portfolio total			\$308,055.77	\$359,577.92		\$356,333.61	-\$3,244.31	\$48,277.84	

Total estimated annual income: \$6,139

Your assets not enrolled in PACE

Some prices, income and current values shown may be approximate. As a result, gains and losses may not be accurately reflected. See *Important information about your statement* at the end of this document for more information.

Cash

Cash and money balances

Cash and money balances may include available cash balances, UBS Bank USA deposit account balances, UBS AG Stamford Branch deposit account balances and money market mutual fund sweep balances.

UBS Bank USA deposit account balances are insured by the FDIC within applicable limits, but are not protected by SIPC. UBS AG Stamford Branch deposit account balances are not insured by FDIC and are not protected by SIPC. Money market sweep balances are protected by SIPC but are not insured by the FDIC. See the *Important information about your statement* at the end of this document for details about those balances.

Holding	Opening balance on Dec 1 (\$)	Closing balance on Dec 31 (\$)	Price per share on Dec 31 (\$)	Average rate	Dividend/Interest period	Days in period	Cap amount (\$)
UBS BANK USA BUS ACCT	37.62	10,255.83					250,000.00

Your total assets

		Value on Dec 31 (\$)	Percentage of your account	Cost basis (\$)	Estimated annual income (\$)	Unrealized gain or loss (\$)
Cash	Cash and money balances	10,255.83	2.80%	10,255.83		
Fixed income	PACE	356,333.61	97.20%	359,577.92	6,139.00	-3,244.31
Total		\$366,589.44	100.00%	\$369,833.75	\$6,139.00	-\$3,244.31
Your total PACE assets**		\$356,333.61	97.20%	\$359,577.92	\$6,139.00	-\$3,244.31

** Your total PACE assets are included in the Total reported above.



Business Services Account
December 2013

Account name:
Account type:
Account number:

THE JEWELL PARKERSON LOWE
PACE Multi

Your Financial Advisor:
FRAYARD/BICKHAM
504-584-5600/800-347-4522

Account activity this month

	Date	Activity	Description	Amount (\$)
Deposits and other funds credited	Dec 19	Transfer	FM NR 90386 8100	10,647 68
Total deposits and other funds credited				\$10,647.68

	Date	Activity	Description	Amount (\$)
Dividend and interest income				
Taxable dividends				
	Dec 2	Dividend	PIMCO SHORT TERM FUND CL A AS OF 11/29/13	154 82
	Dec 2	Dividend	PIMCO REAL RETURN FUND CLASS A AS OF 11/29/13	56 98
	Dec 12	Lt Cap Gain	PIMCO SHORT TERM FUND CL A LONG TERM CAPITAL GAIN AS OF 12/11/13	140 23
	Dec 12	Lt Cap Gain	PIMCO REAL RETURN FUND CLASS A LONG TERM CAPITAL GAIN AS OF 12/11/13	491 85
	Dec 18	Lt Cap Gain	FRANKLIN/TEMPLETON GLOBAL BOND FUND CLASS A LONG TERM CAPITAL GAIN	33 53
	Dec 18	Dividend	FRANKLIN/TEMPLETON GLOBAL BOND FUND CLASS A	946 33
Total taxable dividends				\$1,823.74
Total dividend and interest income				\$1,823.74

	Check number	Date	Description	Amount (\$)
Checks	000370	Dec 16	232 HELP	-4,213 00
	000371	Dec 27	COMMUNITY FOUNDATION OF ACA	-40,000.00
	000372	Dec 23	232 HELP LA211	-25,000 00
	000373	Dec 23	232 HELP LA211	-5,000 00
	000375	Dec 23	232 HELP LA211	-10,692 47
	000376	Dec 23	232 HELP LA211	-8,000 00
Total checks				-\$92,905.47

	Date	Activity	Description	Amount (\$)
Bill payments	Dec 13	Withdrawal	ACH WITHDRAWAL IRS	-644 00
Total bill payments				-\$644.00

	Date	Activity	Description	Amount (\$)
Fees	Dec 5	Fee Charge	ANNUAL FEE CHARGE	-80 00
Total annual fees				-\$80.00





Account activity this month (continued)

Investment transactions

For more information about the price/value shown for restricted securities, see *Important information about your statement* at the end of this document.

Date	Activity	Description	Quantity	Value (\$)	Price (\$)	Proceeds from investment transactions (\$)	Funds withdrawn for investments bought (\$)	Accrued interest (\$)
Dec 2	Reinvestment	PIMCO SHORT TERM FUND CL A DIVIDEND REINVESTED AT 9.88 NAV ON 11/29/13 AS OF 11/29/13	15.670				-154.82	
Dec 2	Reinvestment	PIMCO REAL RETURN FUND CLASS A DIVIDEND REINVESTED AT 11.22 NAV ON 11/29/13 AS OF 11/29/13	5.078				-56.98	
Dec 10	Sold	PIMCO SHORT TERM FUND CL A FBOLD 33436307121 WITHDRAWAL BATCH # NR-648436	-217.832		9.870	2,150.00		
Dec 10	Sold	PIMCO REAL RETURN FUND CLASS A FBOLD 33436307139 WITHDRAWAL BATCH # NR-648436	-77.477		11.100	860.00		
Dec 10	Sold	FRANKLIN/TEMPLETON GLOBAL BOND FUND CLASS A FBOLD 33436307113 WITHDRAWAL BATCH # NR-648436	-98.248		13.130	1,290.00		
Dec 12	Reinvestment	PIMCO SHORT TERM FUND CL A LT CAP GAINS REINVESTED AT 9.86 NAV ON 12/11/13 AS OF 12/11/13	14.222				-140.23	
Dec 12	Reinvestment	PIMCO REAL RETURN FUND CLASS A LT CAP GAINS REINVESTED AT 11.05 NAV ON 12/11/13 AS OF 12/11/13	44.511				-491.85	
Dec 18	Sold	PIMCO SHORT TERM FUND CL A FBOLD 33515582578 WITHDRAWAL BATCH # NR-678689	-4,327.789		9.860	42,672.00		
Dec 18	Sold	PIMCO REAL RETURN FUND CLASS A FBOLD 33515582586 WITHDRAWAL BATCH # NR-678690	-1,601.802		11.100	17,780.00		
Dec 18	Reinvestment	FRANKLIN/TEMPLETON GLOBAL BOND FUND CLASS A LT CAP GAINS REINVESTED AT 13.05 NAV ON 12/16/13	2.569				-33.53	
Dec 18	Reinvestment	FRANKLIN/TEMPLETON GLOBAL BOND FUND CLASS A DIVIDEND REINVESTED AT 13.05 NAV ON 12/16/13	72.516				-946.33	

continued next page



Business Services Account
December 2013

Account name: THE JEWELL PARKERSON LOWE
Account type: PACE Multi
Account number:

Your Financial Advisor:
FRAYARD/BICKHAM
504-584-5600/800-347-4522

Account activity this month (continued)

Investment transactions (continued)

Date	Activity	Description	Quantity	Value (\$)	Price (\$)	Proceeds from investment transactions (\$)	Funds withdrawn for investments bought (\$)	Accrued interest (\$)
Dec 18	Sold	FRANKLIN/TEMPLETON GLOBAL BOND FUND CLASS A FBOID 33515582560 WITHDRAWAL BATCH # NR-678688	-2,176.588		13.070	28,448.00		
Total						\$93,200.00	-\$1,823.74	

	Date	Activity	Description	Amount (\$)
Money balance activities	Nov 29	Balance forward		\$37.62
	Dec 6	Withdrawal	UBS BANK USA BUSINESS ACCOUNT	-37.62
	Dec 11	Deposit	UBS BANK USA BUSINESS ACCOUNT	4,257.62
	Dec 16	Withdrawal	UBS BANK USA BUSINESS ACCOUNT AS OF 12/13/13	-644.00
	Dec 17	Withdrawal	UBS BANK USA BUSINESS ACCOUNT AS OF 12/16/13	-3,613.62
	Dec 19	Deposit	UBS BANK USA BUSINESS ACCOUNT	88,300.62
	Dec 20	Deposit	UBS BANK USA BUSINESS ACCOUNT	10,647.68
	Dec 24	Withdrawal	UBS BANK USA BUSINESS ACCOUNT AS OF 12/23/13	-48,692.47
	Dec 30	Withdrawal	UBS BANK USA BUSINESS ACCOUNT AS OF 12/27/13	-40,000.00
	Dec 31	Closing UBS Bank USA Business Account		\$10,255.83

The UBS Bank USA Business Account is your primary sweep option.

Realized gains and losses

The estimated realized gains and losses shown below are not for tax purposes. Please note that gain or loss recognized on the sale or redemption of certain Structured Products, like Contingent Debt Securities, may be ordinary, and not capital, gain or loss. Please check with your tax advisor. To calculate gains and losses, we liquidate the oldest security lot first. This is known as the first-in, first-out or FIFO accounting method. We use this method unless you specified which tax lot to close when you placed your order. This is known as a versus purchases or VSP order. See *Important information about your statement* at the end of this document for more

information. We may not adjust gains and losses for all capital changes. We automatically adjust cost basis for tax-exempt and AMT coupon municipal securities for estimated amortization of bond premiums and for accreted OID for securities issued at a discount. If you requested that UBS adjust cost basis for the bond premium amortization on taxable debt securities then cost basis reflected for these securities has been adjusted. Estimates in the *Unclassified* section can not be classified as short term or long term because information is missing, or the product is one in which the gain/loss calculation is not provided.

Long-term capital gains and losses

Security description	Method	Quantity or face value	Purchase date	Sale date	Sale amount (\$)	Cost basis (\$)	Wash sale cost basis adjustment (\$)	Loss (\$)	Gain (\$)
FRANKLIN/TEMPLETON GLOBAL BOND FUND CLASS A	FIFO	98.248	Jul 09, 10	Dec 09, 13	1,290.00	1,287.05			2.95
	FIFO	2,176.588	Jul 09, 10	Dec 17, 13	28,448.00	28,513.31		-65.31	

continued next page



Business Services Account
December 2013

Account name: THE JEWELL PARKERSON LOWE
Account type: PACE Multi
Account number:

Your Financial Advisor:
FRAYARD/BICKHAM
504-584-5600/800-347-4522

Realized gains and losses (continued)

Long-term capital gains and losses (continued)

Security description	Method	Quantity or face value	Purchase date	Sale date	Sale amount (\$)	Cost basis (\$)	Wash sale cost basis adjustment(\$)	Loss (\$)	Gain (\$)
PIMCO REAL RETURN FUND CLASS A	FIFO	77.477	Jul 09, 10	Dec 09, 13	860.00	860.00			
	FIFO	1,601.802	Jul 09, 10	Dec 17, 13	17,780.00	17,780.00			
PIMCO SHORT TERM FUND CL A	FIFO	217.832	Jul 09, 10	Dec 09, 13	2,150.00	2,150.00			
	FIFO	4,327.789	Jul 09, 10	Dec 17, 13	42,672.00	42,715.28		-43.28	
Total					\$93,200.00	\$93,305.64		-\$108.59	\$2.95
Net long-term capital gains or losses								-\$105.64	
Net capital gains/losses:								-\$105.64	



UBS Financial Services Inc
1100 Poydras Street
Suite 900
New Orleans LA 70163-0900

CPP1001290171 1213 X1 NR 0

2013 Year End Summary

Account name: THE JEWELL PARKERSON LOWE
FOUNDATION INC

Account number:

Your Financial Advisor:
FRAYARD/BICKHAM
Phone 504-584-5600/800-347-4522

THE JEWELL PARKERSON LOWE
FOUNDATION INC
(DISASTER RELIEF RESERVE FUND)
(ACCESS-PIMCO/FIXED INCOME)
PO BOX 3668
LAFAYETTE LA 70502-3668

Summary of gains and losses

	Amount (\$)
Short term	-1,422 87
Long term	1,444 75
Total	\$21.88

Realized gains and losses

Estimated 2013 gains and losses for transactions with trade dates through 12/31/13 have been incorporated into this statement. Please note that gain or loss recognized on the sale or redemption of certain Structured Products, like Contingent Debt Securities, may be ordinary, and not capital, gain or loss. Please check with your tax advisor. To calculate gains and losses, we liquidate the oldest security lot first. This is known as the first-in first-out or FIFO accounting method. We use this method unless you specified which tax lot to close when you placed your order. This is known as a versus purchases or VSP order.

See Important information about your statement on the last page of this statement for more information. We may not adjust gains and losses for all capital changes. Cost basis for coupon tax-exempt municipal securities, include securities subject to AMT, has been adjusted for mandatory amortization of bond premium. Estimates in the Unclassified section can not be classified as short term or long term because information is missing, or the product is one in which the gain/loss calculation is not provided.

Short-term capital gains and losses

Security description	Method	Quantity or face value	Purchase date	Sale date	Sale amount (\$)	Cost basis (\$)	Wash sale cost basis adjustment(\$)	Loss (\$)	Gain (\$)
FNMA PL AB4297 03 5000 DUE 01/01/42	FIFO	21,000 000	Jan 10, 12	Jan 09, 13	18,065 92	17,537 07			528 85

continued next page





ACCESS

Account name:
Account number:

THE JEWELL PARKERSON LOWE

Your Financial Advisor:
FRAYARD/BICKHAM
504-584-5600/800-347-4522

Realized gains and losses (continued)

Short-term capital gains and losses (continued)

Security description	Method	Quantity or face value	Purchase date	Sale date	Sale amount (\$)	Cost basis (\$)	Wash sale cost basis adjustment(\$)	Loss (\$)	Gain (\$)
FNMA PL AB5468 03.5000 DUE 06/01/42	FIFO	35,000.000	Jun 07, 12	Jan 09, 13	32,665.62	32,281.21			384.41
FNMA PL AL0069 05.0000 DUE 11/01/40	FIFO	19,000.000	Apr 12, 13	Aug 20, 13	6,679.56	6,756.47		-76.91	
FNMA PL AL2629 05.0000 DUE 06/01/39	FIFO	8,000.000	Mar 18, 13	Aug 23, 13	5,323.03	5,377.70		-54.67	
FNMA PL AL3006 05.0000 DUE 07/01/37	FIFO	6,000.000	Mar 26, 13	Aug 20, 13	4,345.43	4,397.36		-51.93	
	FIFO	6,000.000	Mar 26, 13	Aug 23, 13	4,347.33	4,397.36		-50.03	
FNMA PL AL3423 05.0000 DUE 05/01/40	FIFO	3,000.000	Jun 14, 13	Aug 20, 13	2,539.31	2,559.30		-19.99	
FNMA PL AP7488 03.5000 DUE 09/01/42	FIFO	5,000.000	Oct 05, 12	Jan 09, 13	5,140.44	5,182.74		-42.30	
FNMA PL 735402 05.0000 DUE 04/01/35	FIFO	21,000.000	Jul 17, 13	Aug 20, 13	3,386.61	3,403.64		-17.03	
FNMA PL 835158 05.0000 DUE 08/01/35	FIFO	2,000.000	Jan 09, 13	Aug 20, 13	375.18	379.01		-3.83	
US TSY NOTE 00.750 % DUE 10/31/17 DTD 10/31/12 FC 04/30/13	FIFO	33,000.000	Nov 21, 12	Mar 01, 13	33,103.13	33,109.57		-6.44	
	FIFO	33,000.000	Nov 21, 12	Mar 05, 13	33,061.88	33,109.57		-47.69	
US TSY NOTE 02.000 % DUE 02/15/23 DTD 02/15/13 FC 08/15/13	FIFO	18,000.000	Mar 01, 13	Aug 27, 13	16,947.42	18,233.44		-1,286.02	
	FIFO	10,000.000	Mar 05, 13	Aug 27, 13	9,415.24	10,094.53		-679.29	
Total					\$175,396.10	\$176,818.97		-\$2,336.13	\$913.26
Net short-term capital gains and losses								-\$1,422.87	

Long-term capital gains and losses

Security description	Method	Quantity or face value	Purchase date	Sale date	Sale amount (\$)	Cost basis (\$)	Wash sale cost basis adjustment(\$)	Loss (\$)	Gain (\$)
ALLIANZ FIXED INCOME SHARES: SERIES C	FIFO	1,055.000	Jun 04, 02	Jun 13, 13	13,873.25	11,562.80			2,310.45

continued next page



ACCESS

Account name:
Account number:

THE JEWELL PARKERSON LOWE

Your Financial Advisor:
FRAYARD/BICKHAM
504-584-5600/800-347-4522

Realized gains and losses (continued)

Long-term capital gains and losses (continued)

Security description	Method	Quantity or face value	Purchase date	Sale date	Sale amount (\$)	Cost basis (\$)	Wash sale cost basis adjustment(\$)	Loss (\$)	Gain (\$)
ALLIANZ FIXED INCOME SHARES SERIES M	FIFO	2,825.000	Jun 04, 02	Jun 13, 13	31,018.50	31,498.75		-480.25	
FNMA PL 735676 05 0000 DUE 07/01/35	FIFO	1,000.000	Jul 10, 12	Aug 20, 13	157.92	161.03		-3.11	
	FIFO	64,000.000	Jul 10, 12	Aug 23, 13	10,111.33	10,305.78		-194.45	
US TSY NOTE 01 375 % DUE 02/28/19									
DTD 02/29/12 FC 08/31/12	FIFO	37,000.000	Mar 01, 12	Aug 09, 13	36,638.67	36,826.56		-187.89	
Total					\$91,799.67	\$90,354.92		-\$865.70	\$2,310.45
Net long-term capital gains or losses									\$1,444.75
Net capital gains/losses:									\$21.88



L



UBS Financial Services Inc
1100 Poydras Street
Suite 900
New Orleans LA 70163-0900

CPP1001290175 1213 X1 NR 0

2013 Year End Summary

Account name: THE JEWELL PARKERSON LOWE
FOUNDATION INC

Account number:

Your Financial Advisor:
FRAYARD/BICKHAM
Phone 504-584-5600/800-347-4522

THE JEWELL PARKERSON LOWE
FOUNDATION INC
(ACCESS-DAVIS ADVISERS)
PO BOX 3668
LAFAYETTE LA 70502-3668

Summary of gains and losses

	Amount (\$)
Short term	-22 36
Long term	21,328 71
Total	\$21,306.35

Realized gains and losses

Estimated 2013 gains and losses for transactions with trade dates through 12/31/13 have been incorporated into this statement. Please note that gain or loss recognized on the sale or redemption of certain Structured Products, like Contingent Debt Securities, may be ordinary, and not capital, gain or loss. Please check with your tax advisor. To calculate gains and losses, we liquidate the oldest security lot first. This is known as the first-in, first-out or FIFO accounting method. We use this method unless you specified which tax lot to close when you placed your order. This is known as a versus purchases or VSP order.

See important information about your statement on the last page of this statement for more information. We may not adjust gains and losses for all capital changes. Cost basis for coupon tax-exempt municipal securities, include securities subject to AMT, has been adjusted for mandatory amortization of bond premium. Estimates in the Unclassified section can not be classified as short term or long term because information is missing, or the product is one in which the gain/loss calculation is not provided.

Short-term capital gains and losses

Security description	Method	Quantity or face value	Purchase date	Sale date	Sale amount (\$)	Cost basis (\$)	Wash sale cost basis adjustment(\$)	Loss (\$)	Gain (\$)
MONSANTO CO NEW	FIFO	8.000	Sep 24, 12	Jul 24, 13	819 21	725.88			93 33

continued next page





ACCESS

Account name:
Account number:

THE JEWELL PARKERSON LOWE

Your Financial Advisor:
FRAYARD/BICKHAM
504-584-5600/800-347-4522

Realized gains and losses (continued)

Short-term capital gains and losses (continued)

Security description	Method	Quantity or face value	Purchase date	Sale date	Sale amount (\$)	Cost basis (\$)	Wash sale cost basis adjustment(\$)	Loss (\$)	Gain (\$)
ORACLE CORP	FIFO	14.000	Jun 28, 12	Jun 13, 13	473.61	390.19			83.42
POTASH CORP SASK INC CANADA CAD	FIFO	16.000	Sep 21, 12	Sep 13, 13	529.55	704.57		-175.02	
TRANSOCEAN LTD CHF	FIFO	21.000	Jun 13, 13	Sep 09, 13	990.35	1,014.44		-24.09	
Total					\$2,812.72	\$2,835.08		-\$199.11	\$176.75
Net short-term capital gains and losses								-\$22.36	

Long-term capital gains and losses

Security description	Method	Quantity or face value	Purchase date	Sale date	Sale amount (\$)	Cost basis (\$)	Wash sale cost basis adjustment(\$)	Loss (\$)	Gain (\$)
AGILENT TECHNOLOGIES INC	FIFO	23.000	Jan 15, 08	Jan 02, 13	950.48	831.21			119.27
	FIFO	20.000	Jul 28, 08	Jan 02, 13	826.50	719.10			107.40
	FIFO	2.000	Feb 19, 09	Jan 02, 13	82.65	31.16			51.49
AMER EXPRESS CO	FIFO	17.000	Jun 04, 02	Jun 13, 13	1,263.08	599.52			663.56
AMERIPRISE FINANCIAL INC	FIFO	8.000	Jun 04, 02	Apr 04, 13	575.83	200.97			374.86
	FIFO	2.000	Jan 13, 04	Apr 04, 13	143.96	59.67			84.29
	FIFO	1.000	Jan 13, 04	Jun 13, 13	81.83	29.84			51.99
	FIFO	10.000	May 16, 05	Jun 13, 13	818.29	324.78			493.51
BED BATH & BEYOND INC	FIFO	25.000	Feb 04, 08	Jun 13, 13	1,757.07	778.36			978.71
BERKSHIRE HATHAWAY INC NEW CL B	FIFO	15.000	May 16, 05	Jun 13, 13	1,698.87	830.10			868.77
CANADIAN NAT RESOURCES LTD CAD	FIFO	44.000	Dec 18, 07	May 03, 13	1,308.59	1,509.08		-200.49	
COSTCO WHOLESALE CORP	FIFO	6.000	May 16, 05	Apr 05, 13	631.60	255.12			376.48
	FIFO	24.000	May 16, 05	Apr 19, 13	2,495.94	1,020.48			1,475.46
DEVON ENERGY CORP NEW	FIFO	54.000	Jun 13, 03	Apr 16, 13	2,891.48	1,447.38			1,444.10
	FIFO	16.000	Jun 13, 03	May 03, 13	919.96	428.85			491.11
	FIFO	5.000	Jun 13, 03	Jun 13, 13	272.53	134.02			138.51
	FIFO	5.000	Feb 24, 09	Jun 13, 13	272.52	230.00			42.52
	FIFO	14.000	Nov 25, 09	Jun 13, 13	763.08	939.93		-176.85	

continued next page



ACCESS

Account name:
Account number:

THE JEWELL PARKERSON LOWE

Your Financial Advisor:
FRAYARD/BICKHAM
504-584-5600/800-347-4522

Realized gains and losses (continued)

Long-term capital gains and losses (continued)

Security description	Method	Quantity or face value	Purchase date	Sale date	Sale amount (\$)	Cost basis (\$)	Wash sale cost basis adjustment(\$)	Loss (\$)	Gain (\$)
DIAGEO PLC NEW GB SPON ADR	FIFO	12.000	May 16, 05	Jun 13, 13	1,429.14	714.48			714.66
EOG RESOURCES INC	FIFO	20.000	May 16, 05	Feb 28, 13	2,521.83	878.80			1,643.03
	FIFO	15.000	May 16, 05	May 09, 13	2,060.89	659.10			1,401.79
EXPRESS SCRIPTS HLDG CO	FIFO	23.000	Feb 25, 08	Jun 13, 13	1,419.39	755.66			663.73
HARLEY DAVIDSON INC	FIFO	30.000	Jun 06, 05	Jan 03, 13	1,478.65	1,449.70			28.95
	FIFO	20.000	Oct 18, 05	Jan 03, 13	985.77	973.13			12.64
	FIFO	10.000	Jan 04, 06	Jan 03, 13	492.89	505.40		-12.51	
	FIFO	10.000	Nov 25, 09	Jan 03, 13	492.88	287.68			205.20
	FIFO	10.000	Nov 25, 09	Jun 13, 13	527.39	287.69			239.70
HEWLETT PACKARD CO	FIFO	20.000	Jan 15, 08	Jun 13, 13	495.48	903.88		-408.40	
	FIFO	5.000	Oct 24, 08	Jun 13, 13	123.87	159.42		-35.55	
IRON MTN INC NEW	FIFO	48.000	May 16, 05	Apr 12, 13	1,777.21	914.56			862.65
LOEWS CORP	FIFO	48.000	May 16, 05	Jun 13, 13	2,137.60	1,145.92			991.68
	FIFO	6.000	May 16, 05	Jul 02, 13	267.43	143.24			124.19
MICROSOFT CORP	FIFO	22.000	Jan 04, 06	Jun 13, 13	763.68	593.56			170.12
	FIFO	4.000	Mar 30, 06	Jun 13, 13	138.85	108.71			30.14
MONSANTO CO NEW	FIFO	10.000	Feb 05, 10	Jun 13, 13	1,037.14	756.25			280.89
	FIFO	2.000	Feb 05, 10	Jul 24, 13	204.80	151.25			53.55
OCCIDENTAL PETROLEUM CRP	FIFO	31.000	Oct 22, 04	Mar 15, 13	2,594.02	898.12			1,695.90
	FIFO	4.000	Dec 08, 04	Mar 15, 13	334.71	108.60			226.11
	FIFO	5.000	May 16, 05	Mar 15, 13	418.39	162.83			255.56
	FIFO	23.000	May 16, 05	Jun 13, 13	2,110.20	748.99			1,361.21
	FIFO	8.000	May 16, 05	Aug 13, 13	703.96	260.52			443.44
PFIZER INC	FIFO	28.000	Jan 19, 10	Jan 04, 13	727.09	557.72			169.37
	FIFO	36.000	Feb 16, 10	Jan 04, 13	934.82	637.79			297.03
	FIFO	39.000	Feb 16, 10	Jan 18, 13	1,031.37	690.93			340.44
PHILIP MORRIS INTL INC	FIFO	9.000	Dec 09, 02	Jun 13, 13	827.51	190.74			636.77
POTASH CORP SASK INC CANADA CAD	FIFO	30.000	Mar 29, 12	Sep 13, 13	992.92	1,354.32		-361.40	

continued next page



ACCESS

Account name:
Account number:

THE JEWELL PARKERSON LOWE

Your Financial Advisor:
FRAYARD/BICKHAM
504-584-5600/800-347-4522

Realized gains and losses (continued)

Long-term capital gains and losses (continued)

Security description	Method	Quantity or face value	Purchase date	Sale date	Sale amount (\$)	Cost basis (\$)	Wash sale cost basis adjustment(\$)	Loss (\$)	Gain (\$)
PROGRESSIVE CORP OHIO	FIFO	72.000	May 16, 05	Apr 25, 13	1,835.77	1,648.44			187.33
TRANSOCEAN LTD CHF	FIFO	17.000	May 31, 06	Sep 09, 13	801.72	1,344.94		-543.22	
WALT DISNEY CO (HOLDING CO) DISNEY COM	FIFO	18.000	Aug 18, 11	Apr 26, 13	1,112.82	584.95			527.87
	FIFO	32.000	Aug 18, 11	Oct 17, 13	2,121.46	1,039.91			1,081.55
	FIFO	12.000	Sep 26, 12	Oct 17, 13	795.55	623.64			171.91
WELLS FARGO & CO NEW	FIFO	4.000	May 16, 05	Apr 17, 13	146.33	119.32			27.01
	FIFO	35.000	May 16, 05	Jun 13, 13	1,416.89	1,044.05			372.84
	FIFO	6.000	May 16, 05	Aug 05, 13	266.82	178.98			87.84
Total					\$55,281.50	\$33,952.79		-\$1,738.42	\$23,067.13
Net long-term capital gains or losses									\$21,328.71
Net capital gains/losses:									\$21,306.35



UBS Financial Services Inc
1100 Poydras Street
Suite 900
New Orleans LA 70163-0900

CPP1001290179 1213 X1 NR 0

2013 Year End Summary

Account name: THE JEWELL PARKERSON LOWE
FOUNDATION INC

Account number:

Your Financial Advisor:
FRAYARD/BICKHAM
Phone: 504-584-5600/800-347-4522

THE JEWELL PARKERSON LOWE
FOUNDATION INC
(ACCESS-NEUBERGER BER/ALL CAP)
PO BOX 3668
LAFAYETTE LA 70502-3668

Summary of gains and losses

	Amount (\$)
Short term	2,701 95
Long term	21,197 79
Total	\$23,899.74





Realized gains and losses

Estimated 2013 gains and losses for transactions with trade dates through 12/31/13 have been incorporated into this statement. Please note that gain or loss recognized on the sale or redemption of certain Structured Products, like Contingent Debt Securities, may be ordinary, and not capital, gain or loss. Please check with your tax advisor. To calculate gains and losses, we liquidate the oldest security lot first. This is known as the first-in, first-out or FIFO accounting method. We use this method unless you specified which tax lot to close when you placed your order. This is known as a versus purchases or VSP order.

See Important information about your statement on the last page of this statement for more information. We may not adjust gains and losses for all capital changes. Cost basis for coupon tax-exempt municipal securities, include securities subject to AMT, has been adjusted for mandatory amortization of bond premium. Estimates in the Unclassified section can not be classified as short term or long term because information is missing, or the product is one in which the gain/loss calculation is not provided

Short-term capital gains and losses

Security description	Method	Quantity or face value	Purchase date	Sale date	Sale amount (\$)	Cost basis (\$)	Wash sale cost basis adjustment(\$)	Loss (\$)	Gain (\$)
ADT CORP COM	FIFO	12.500	Apr 19, 12	Apr 04, 13	563.35	445.98			117.37
	FIFO	23.000	Jul 10, 12	Jun 14, 13	901.59	790.18			111.41
	FIFO	58.000	Oct 05, 12	Jun 14, 13	2,273.58	2,217.04			56.54
AGRIUM INC (CANADA) CAD	FIFO	43.000	Jan 22, 13	Apr 11, 13	4,059.00	4,738.94		-679.94	
AMERICAN INTL GROUP INC COM NEW	FIFO	30.000	May 03, 13	Dec 18, 13	1,488.47	1,334.91			153.56
DONALDSON CO INC	FIFO	104.000	Feb 26, 13	Oct 22, 13	4,272.27	3,690.66			581.61
GOOGLE INC CL A	FIFO	4.000	Feb 06, 12	Jan 16, 13	2,859.13	2,439.66			419.47
	FIFO	3.000	Apr 19, 12	Jan 16, 13	2,144.34	1,826.86			317.48
IRON MTN INC NEW	FIFO	11.000	Nov 21, 12	Oct 14, 13	279.46	361.57		-82.11	
	FIFO	8.000	Feb 21, 13	Oct 14, 13	203.25	274.26		-71.01	
	FIFO	42.000	Feb 21, 13	Oct 16, 13	1,072.88	1,439.86		-366.98	
KINDER MORGAN INC	FIFO	52.000	Jun 06, 12	Apr 04, 13	1,968.44	1,672.68			295.76
PIONEER NAT RES CO	FIFO	18.000	Feb 14, 13	Sep 19, 13	3,342.75	2,363.58			979.17
PRAXAIR INC	FIFO	11.000	Sep 14, 12	Apr 11, 13	1,240.29	1,185.81			54.48
UNION PACIFIC CORP	FIFO	26.000	Feb 01, 12	Jan 29, 13	3,502.49	3,038.41			464.08
UNITED PARCEL SERVICE INC CL B	FIFO	26.000	Oct 08, 12	May 23, 13	2,269.31	1,918.25			351.06
Total					\$32,440.60	\$29,738.65		-\$1,200.04	\$3,901.99
Net short-term capital gains and losses									\$2,701.95

continued next page



ACCESS

Account name:
Account number:

THE JEWELL PARKERSON LOWE

Your Financial Advisor:
FRAYARD/BICKHAM
504-584-5600/800-347-4522

Realized gains and losses (continued)

Long-term capital gains and losses

Security description	Method	Quantity or face value	Purchase date	Sale date	Sale amount (\$)	Cost basis (\$)	Wash sale cost basis adjustment(\$)	Loss (\$)	Gain (\$)
ADT CORP COM	FIFO	39 500	Mar 28, 12	Apr 04, 13	1,780 17	1,431 59			348 58
	FIFO	3 000	Apr 19, 12	Jun 14, 13	117 60	106 66			10 94
AMERICAN INTL GROUP INC COM NEW	FIFO	25 000	Aug 20, 12	Dec 18, 13	1,240 39	863 40			376 99
	FIFO	81.000	Sep 11, 12	Dec 18, 13	4,018 85	2,655 42			1,363 43
BOEING COMPANY	FIFO	42 000	Jul 09, 12	Nov 20, 13	5,618 89	3,109 08			2,509.81
BORG WARNER INC	FIFO	23 000	Jun 20, 11	Sep 16, 13	2,311 04	1,668 57			642.47
	FIFO	8 000	May 17, 12	Sep 16, 13	803 84	594 24			209.60
CAPITAL ONE FINCL CORP	FIFO	31 000	Jan 31, 12	Jun 18, 13	1,924 19	1,414 17			510.02
	FIFO	4 000	Feb 16, 12	Jun 18, 13	248 28	197 36			50 92
	FIFO	38 000	Feb 16, 12	Sep 12, 13	2,583 53	1,874 87			708 66
	FIFO	6 000	Feb 16, 12	Oct 07, 13	414 11	296 03			118 08
	FIFO	29 000	Mar 15, 12	Oct 07, 13	2,001 52	1,513 80			487 72
	FIFO	27 000	Sep 05, 12	Oct 07, 13	1,863 48	1,513 30			350 18
DENBURY RESOURCES INC NEW	FIFO	77 000	Sep 21, 12	Oct 16, 13	1,463 96	1,333 24			130 72
DISCOVERY COMMUNICATIONS INC SER C	FIFO	31 000	Jan 06, 11	Jan 02, 13	1,861 44	1,084 94			776 50
	FIFO	21 000	Jan 06, 11	Apr 02, 13	1,470 52	734 96			735 56
	FIFO	22 000	Jan 06, 11	Jun 18, 13	1,539 19	769 96			769 23
	FIFO	4 000	Aug 10, 11	Jun 18, 13	279 85	134 80			145 05
	FIFO	30.000	Aug 10, 11	Jun 27, 13	2,055 78	1,010 99			1,044 79
DUNKIN BRANDS GROUP INC	FIFO	111 000	Aug 10, 12	Oct 16, 13	5,193 67	3,360 31			1,833.36
HUNT J B TRANS SVCS INC	FIFO	17.000	Sep 16, 10	Mar 14, 13	1,261 66	593 57			668 09
	FIFO	18 000	Oct 07, 10	Mar 14, 13	1,335 87	637 85			698 02
	FIFO	13.000	Oct 07, 10	Mar 21, 13	963.93	460 66			503 27
IRON MTN INC NEW	FIFO	11 000	Aug 05, 11	Aug 23, 13	297 08	336 04		-38 96	
	FIFO	27 000	Aug 11, 11	Aug 23, 13	729 20	822 15		-92 95	
	FIFO	17 000	Aug 11, 11	Sep 12, 13	453 04	517 65		-64 61	
	FIFO	2 000	Aug 11, 11	Sep 16, 13	53 56	60 90		-7 34	

continued next page



ACCESS

Account name:
Account number:

THE JEWELL PARKERSON LOWE

Your Financial Advisor:
FRAYARD/BICKHAM
504-584-5600/800-347-4522

Realized gains and losses (continued)

Long-term capital gains and losses (continued)

Security description	Method	Quantity or face value	Purchase date	Sale date	Sale amount (\$)	Cost basis (\$)	Wash sale cost basis adjustment(\$)	Loss (\$)	Gain (\$)
	FIFO	55.000	Mar 15, 12	Sep 16, 13	1,473.03	1,600.76		-127.73	
	FIFO	17.000	Mar 15, 12	Oct 14, 13	431.90	494.78		-62.88	
KINDER MORGAN INC	FIFO	8.276	May 24, 11	Apr 04, 13	313.29	265.79			47.50
	FIFO	29.727	May 25, 11	Apr 04, 13	1,125.33	954.70			170.63
	FIFO	37.683	Jun 17, 11	Apr 04, 13	1,426.48	1,210.19			216.29
	FIFO	47.313	Nov 14, 11	Apr 04, 13	1,791.02	1,519.46			271.56
NOVARTIS AG SPON ADR	FIFO	95.000	Apr 16, 12	Oct 17, 13	7,079.54	5,226.34			1,853.20
PRAXAIR INC	FIFO	12.000	Jan 07, 10	Apr 11, 13	1,353.05	968.95			384.10
	FIFO	23.000	Dec 21, 10	Apr 11, 13	2,593.34	2,199.15			394.19
	FIFO	10.000	Aug 09, 11	Apr 11, 13	1,127.54	937.64			189.90
UNITED PARCEL SERVICE INC CL B	FIFO	11.000	Jun 17, 10	Jan 31, 13	874.86	680.34			194.52
	FIFO	13.000	Aug 24, 10	Jan 31, 13	1,033.93	833.21			200.72
	FIFO	4.000	Aug 24, 10	May 23, 13	349.12	256.37			92.75
	FIFO	29.000	Feb 22, 11	May 23, 13	2,531.15	2,161.02			370.13
VISA INC CL A	FIFO	17.000	Jul 11, 11	Aug 01, 13	2,983.75	1,496.09			1,487.66
	FIFO	9.000	Oct 28, 11	Aug 01, 13	1,579.63	852.51			727.12
Total					\$71,951.60	\$50,753.81		-\$394.47	\$21,592.26
Net long-term capital gains or losses									\$21,197.79
Net capital gains/losses:									\$23,899.74



UBS Financial Services Inc
1100 Poydras Street
Suite 900
New Orleans LA 70163-0900

CPP1001290183 1213 X1 NR 0

2013 Year End Summary

Account name: THE JEWELL PARKERSON LOWE
FOUNDATION INC

Account number:

Your Financial Advisor:
FRAYARD/BICKHAM
Phone 504-584-5600/800-347-4522

THE JEWELL PARKERSON LOWE
FOUNDATION INC
(ACCESS-NFJ LARGE CAP VALUE)
PO BOX 3668
LAFAYETTE LA 70502-3668

Summary of gains and losses

	Amount (\$)
Short term	1,891 33
Long term	10,073 75
Total	\$11,965.08





Realized gains and losses

Estimated 2013 gains and losses for transactions with trade dates through 12/31/13 have been incorporated into this statement. Please note that gain or loss recognized on the sale or redemption of certain Structured Products, like Contingent Debt Securities, may be ordinary, and not capital, gain or loss. Please check with your tax advisor. To calculate gains and losses, we liquidate the oldest security lot first. This is known as the first-in, first-out or FIFO accounting method. We use this method unless you specified which tax lot to close when you placed your order. This is known as a versus purchases or VSP order.

See Important information about your statement on the last page of this statement for more information. We may not adjust gains and losses for all capital changes. Cost basis for coupon tax-exempt municipal securities, include securities subject to AMT, has been adjusted for mandatory amortization of bond premium. Estimates in the Unclassified section can not be classified as short term or long term because information is missing, or the product is one in which the gain/loss calculation is not provided.

Short-term capital gains and losses

Security description	Method	Quantity or face value	Purchase date	Sale date	Sale amount (\$)	Cost basis (\$)	Wash sale cost basis adjustment(\$)	Loss (\$)	Gain (\$)
ANNALY CAPITAL MANAGEMENT INC REIT	FIFO	33.000	Jun 11, 13	Oct 22, 13	394.15	442.26		-48.11	
	FIFO	57.000	Jun 11, 13	Oct 24, 13	689.84	763.90		-74.06	
ASTRAZENECA PLC SPON ADR	FIFO	11.000	Jun 27, 12	Jun 12, 13	561.97	480.79			81.18
	FIFO	7.000	Jun 27, 12	Jun 13, 13	357.10	305.96			51.14
	FIFO	30.000	Jul 02, 12	Jun 13, 13	1,530.45	1,361.41			169.04
	FIFO	7.000	Jul 02, 12	Jun 20, 13	342.88	317.66			25.22
	FIFO	20.000	Jul 02, 12	Jul 01, 13	959.98	907.60			52.38
	FIFO	6.000	Jul 06, 12	Jul 01, 13	288.00	271.47			16.53
FREEPORT-MCMORAN COPPER & GOLD INC	FIFO	40.000	Apr 29, 13	Jul 03, 13	1,105.99	1,196.66		-90.67	
HOLLYFRONTIER CORP COM	FIFO	32.000	Apr 17, 13	Nov 14, 13	1,490.09	1,496.88		-6.79	
	FIFO	5.000	Apr 17, 13	Nov 19, 13	232.33	233.88		-1.55	
	FIFO	16.000	Apr 17, 13	Nov 25, 13	749.81	748.44			1.37
	FIFO	5.000	Apr 23, 13	Nov 25, 13	234.32	252.37		-18.05	
	FIFO	12.000	Apr 24, 13	Nov 25, 13	562.36	624.51		-62.15	
	FIFO	20.000	Apr 26, 13	Nov 25, 13	937.26	996.84		-59.58	
PHILLIPS 66	FIFO	8.000	May 14, 12	Apr 17, 13	463.89	248.63			215.26
	FIFO	24.000	May 14, 12	Apr 18, 13	1,390.87	745.91			644.96
	FIFO	24.000	May 14, 12	Apr 19, 13	1,365.95	745.90			620.05
	FIFO	15.000	May 16, 12	Apr 19, 13	853.72	478.56			375.16
Total					\$14,510.96	\$12,619.63		-\$360.96	\$2,252.29
Net short-term capital gains and losses									\$1,891.33

continued next page



ACCESS

Account name:
Account number:

THE JEWELL PARKERSON LOWE

Your Financial Advisor:
FRAYARD/BICKHAM
504-584-5600/800-347-4522

Realized gains and losses (continued)

Long-term capital gains and losses

Security description	Method	Quantity or face value	Purchase date	Sale date	Sale amount (\$)	Cost basis (\$)	Wash sale cost basis adjustment(\$)	Loss (\$)	Gain (\$)
AMERIPRISE FINANCIAL INC	FIFO	10.000	Aug 30, 10	Jan 18, 13	656 85	433.40			223.45
	FIFO	9 000	Aug 30, 10	Aug 16, 13	792 22	390 06			402.16
	FIFO	16.000	Aug 30, 10	Dec 16, 13	1,730 61	693 45			1,037.16
ANNALY CAPITAL MANAGEMENT INC REIT	FIFO	1 000	Jul 17, 08	Sep 30, 13	11 56	14 50		-2 94	
	FIFO	20 000	Mar 23, 09	Sep 30, 13	231 10	286 16		-55 06	
	FIFO	8 000	Apr 03, 09	Sep 30, 13	92 44	114 80		-22 36	
	FIFO	46.000	Apr 03, 09	Oct 01, 13	536 89	660 09		-123 20	
	FIFO	6.000	Apr 03, 09	Oct 09, 13	69 33	86 10		-16 77	
	FIFO	41 000	May 17, 10	Oct 09, 13	473 76	660 10		-186 34	
	FIFO	2 000	May 17, 10	Oct 10, 13	23 50	32 20		-8 70	
	FIFO	4 000	May 17, 10	Oct 14, 13	46 60	64 40		-17 80	
	FIFO	8 000	May 17, 10	Oct 16, 13	94 01	128 80		-34 79	
	FIFO	6 000	Feb 10, 11	Oct 16, 13	70 51	107 44		-36 93	
	FIFO	59 000	Feb 10, 11	Oct 22, 13	704 68	1,056 45		-351 77	
	FIFO	55 000	Oct 18, 12	Oct 22, 13	656 91	888 01		-231 10	
FREEPORT-MCMORAN COPPER & GOLD INC	FIFO	10 000	Jan 11, 10	Jun 24, 13	265 85	446 65		-180 80	
	FIFO	54 000	Jan 12, 10	Jun 24, 13	1,435 56	2,290 64		-855 08	
	FIFO	6 000	Jan 12, 10	Jul 03, 13	165 90	254 52		-88 62	
	FIFO	8 000	Jan 13, 10	Jul 03, 13	221 20	339 20		-118 00	
	FIFO	21 000	Oct 19, 11	Jul 03, 13	580 64	742 03		-161 39	
	FIFO	10 000	Jun 08, 12	Jul 03, 13	276 49	336 99		-60 50	
INTL PAPER CO	FIFO	20.000	Mar 18, 11	Jan 17, 13	831 02	536 23			294 79
	FIFO	10.000	Mar 18, 11	Mar 07, 13	459 98	268 11			191 87
	FIFO	50.000	Mar 18, 11	Mar 18, 13	2,273 37	1,340 57			932 80
	FIFO	26 000	Mar 18, 11	Mar 19, 13	1,181 26	697 09			484 17
	FIFO	8 000	Mar 18, 11	Mar 20, 13	363 49	214 49			149 00
	FIFO	19 000	Jun 22, 11	Mar 20, 13	863 29	546 16			317 13
	FIFO	1 000	Jun 23, 11	Mar 20, 13	45 44	28 83			16.61

continued next page





ACCESS

Account name:
Account number:

THE JEWELL PARKERSON LOWE

Your Financial Advisor:
FRAYARD/BICKHAM
504-584-5600/800-347-4522

Realized gains and losses (continued)

Long-term capital gains and losses (continued)

Security description	Method	Quantity or face value	Purchase date	Sale date	Sale amount (\$)	Cost basis (\$)	Wash sale cost basis adjustment(\$)	Loss (\$)	Gain (\$)
KIMBERLY CLARK CORP	FIFO	20.000	Oct 29, 02	May 15, 13	2,091.60	991.65			1,099.95
	FIFO	15.000	Jan 05, 06	May 15, 13	1,568.69	898.00			670.69
	FIFO	12.000	Mar 18, 11	May 15, 13	1,254.96	769.11			485.85
LOCKHEED MARTIN CORP	FIFO	5.000	Mar 16, 10	Sep 27, 13	646.30	423.08			223.22
MATTTEL INC	FIFO	31.000	Aug 30, 11	Oct 18, 13	1,325.16	846.31			478.85
	FIFO	9.000	Sep 01, 11	Oct 18, 13	384.73	241.69			143.04
	FIFO	16.000	Sep 02, 11	Oct 18, 13	683.95	420.23			263.72
	FIFO	8.000	Sep 02, 11	Oct 21, 13	343.72	210.12			133.60
	FIFO	2.000	Sep 23, 11	Oct 21, 13	85.93	51.07			34.86
	FIFO	46.000	Sep 23, 11	Oct 24, 13	2,007.81	1,174.72			833.09
	FIFO	14.000	Sep 28, 11	Oct 24, 13	611.07	374.61			236.46
MEDTRONIC INC	FIFO	20.000	Feb 18, 09	Dec 24, 13	1,146.23	688.41			457.82
	FIFO	11.000	Feb 20, 09	Dec 24, 13	630.42	376.05			254.37
	FIFO	4.000	Feb 20, 09	Dec 30, 13	229.62	136.74			92.88
	FIFO	4.000	Feb 25, 09	Dec 30, 13	229.61	136.80			92.81
NORTHROP GRUMMAN CORP	FIFO	3.000	Oct 23, 09	Aug 19, 13	283.39	134.40			148.99
PHILLIPS 66	FIFO	9.500	Nov 11, 09	Apr 17, 13	550.87	243.52			307.35
	FIFO	2.500	Nov 20, 09	Apr 17, 13	144.96	62.32			82.64
STAPLES INC	FIFO	30.000	Jul 19, 12	Aug 14, 13	515.03	383.54			131.49
WHIRLPOOL CORP	FIFO	12.000	Aug 05, 11	Mar 11, 13	1,429.93	788.43			641.50
	FIFO	14.000	Aug 12, 11	Mar 11, 13	1,668.26	877.49			790.77
	FIFO	13.000	Aug 12, 11	Mar 12, 13	1,549.20	814.82			734.38
	FIFO	4.000	Aug 22, 11	Mar 15, 13	462.86	224.43			238.43
Total					\$34,998.76	\$24,925.01		-\$2,552.15	\$12,625.90
Net long-term capital gains or losses									\$10,073.75
Net capital gains/losses:									\$11,965.08



UBS Financial Services Inc
1100 Poydras Street
Suite 900
New Orleans LA 70163-0900

CPP1001290187 1213 X1 NR 0

2013 Year End Summary

Account name: THE JEWELL PARKERSON LOWE
FOUNDATION INC

Account type: PACE Multi

Account number:

Your Financial Advisor:
FRAYARD/BICKHAM
Phone: 504-584-5600/800-347-4522

THE JEWELL PARKERSON LOWE
FOUNDATION INC
PO BOX 3668
LAFAYETTE LA 70502-3668

Summary of banking activity

	Year to date (\$)
Checks	-97,381 51
Bill payments	-644 00
Total	\$-98,025.51

Checks

Check number	Date cleared	Description	Amount (\$)
000364	Feb 28, 13	JAMES PARKERSON ROY ATTORNE	531 16
000365	Jan 18, 13	SW LA EDUCATION & REFERRAL	2,000 00
000366	Feb 6, 13	PETROLEUM CLUB OF LAFAYETTE	279 88
000367	Feb 8, 13	WRIGHT MOORE DEHART DUPUIS	300 00
000368	Oct 25, 13	WRIGHT MOORE DEHART DUPUIS	1,225 00
000369	Oct 29, 13	WRIGHT MOORE DEHART DUPUIS	140 00

Summary of gains and losses

	Amount (\$)
Long term	12 59

Check number	Date cleared	Description	Amount (\$)
000370	Dec 16, 13	232 HELP	4,213 00
000371	Dec 27, 13	COMMUNITY FOUNDATION OF ACA	40,000 00
000372	Dec 23, 13	232 HELP LA211	25,000 00
000373	Dec 23, 13	232 HELP LA211	5,000 00
000375	Dec 23, 13	232 HELP LA211	10,692.47
000376	Dec 23, 13	232 HELP LA211	8,000 00
Total			\$97,381.51
Total Checks			\$97,381.51





Bill payments

Date cleared	Description	Amount (\$)
Dec 13, 13	IRS	644.00
Total bill payments		\$644.00

Realized gains and losses

Estimated 2013 gains and losses for transactions with trade dates through 12/31/13 have been incorporated into this statement. Please note that gain or loss recognized on the sale or redemption of certain Structured Products, like Contingent Debt Securities, may be ordinary, and not capital, gain or loss. Please check with your tax advisor. To calculate gains and losses, we liquidate the oldest security lot first. This is known as the first-in, first-out or FIFO accounting method. We use this method unless you specified which tax lot to close when you placed your order. This is known as a versus purchases or VSP order.

See Important information about your statement on the last page of this statement for more information. We may not adjust gains and losses for all capital changes. Cost basis for coupon tax-exempt municipal securities, include securities subject to AMT, has been adjusted for mandatory amortization of bond premium. Estimates in the Unclassified section can not be classified as short term or long term because information is missing, or the product is one in which the gain/loss calculation is not provided.

Long-term capital gains and losses

Security description	Method	Quantity or face value	Purchase date	Sale date	Sale amount (\$)	Cost basis (\$)	Wash sale cost basis adjustment(\$)	Loss (\$)	Gain (\$)
FRANKLIN/TEMPLETON GLOBAL BOND FUND CLASS A	FIFO	98.248	Jul 09, 10	Dec 09, 13	1,290.00	1,287.05			2.95
	FIFO	2,176.588	Jul 09, 10	Dec 17, 13	28,448.00	28,513.31		-65.31	
PIMCO REAL RETURN FUND CLASS A	FIFO	69.790	Jul 09, 10	Apr 23, 13	859.12	774.67			84.45
	FIFO	74.688	Jul 09, 10	Jul 24, 13	841.73	829.04			12.69
	FIFO	74.529	Jul 09, 10	Oct 24, 13	846.65	827.27			19.38
	FIFO	77.477	Jul 09, 10	Dec 09, 13	860.00	860.00			
	FIFO	1,601.802	Jul 09, 10	Dec 17, 13	17,780.00	17,780.00			
PIMCO SHORT TERM FUND CL A	FIFO	85.582	Jul 09, 10	Jan 24, 13	846.41	844.70			1.71
	FIFO	217.832	Jul 09, 10	Dec 09, 13	2,150.00	2,150.00			
	FIFO	4,327.789	Jul 09, 10	Dec 17, 13	42,672.00	42,715.28		-43.28	
Total					\$96,593.91	\$96,581.32		-\$108.59	\$121.18
Net long-term capital gains or losses									\$12.59
Net capital gains/losses:									\$12.59