



See a Social Security Number? Say Something!
Report Privacy Problems to <https://public.resource.org/privacy>
Or call the IRS Identity Theft Hotline at 1-800-908-4490



Form

990-PF

Department of the Treasury
Internal Revenue Service

Return of Private Foundation

or Section 4947(a)(1) Trust Treated as Private Foundation

Do not enter Social Security numbers on this form as it may be made public. By law, the IRS cannot redact the information on the form.

Information about Form 990-PF and its instructions is at www.irs.gov/form990pf.

OMB No 1545-0052

2013

Open to Public Inspection

For calendar year 2013, or tax year beginning 01-01-2013 , and ending 12-31-2013

Name of foundation LOUISE B WALLACE FOUNDATION 19700 C/O EQUITABLE TRUST COMPANY 19702		A Employer identification number 58-1797048	
Number and street (or P O box number if mail is not delivered to street address) 4400 HARDING ROAD ROOM/SUITE 310		B Telephone number (see instructions) (615) 460-9240	
City or town, state or province, country, and ZIP or foreign postal code NASHVILLE, TN 372055215		C If exemption application is pending, check here <input type="checkbox"/>	
G Check all that apply <div><input type="checkbox"/> Initial return <input type="checkbox"/> Final return <input type="checkbox"/> Address change</div> <div><input type="checkbox"/> Initial return of a former public charity <input type="checkbox"/> Amended return <input type="checkbox"/> Name change</div>		D 1. Foreign organizations, check here <input type="checkbox"/> 2. Foreign organizations meeting the 85% test, check here and attach computation <input type="checkbox"/>	
H Check type of organization <input checked="" type="checkbox"/> Section 501(c)(3) exempt private foundation <input type="checkbox"/> Section 4947(a)(1) nonexempt charitable trust <input type="checkbox"/> Other taxable private foundation		E If private foundation status was terminated under section 507(b)(1)(A), check here <input type="checkbox"/>	
I Fair market value of all assets at end of year (from Part II, col. (c), line 16) <input checked="" type="checkbox"/> \$ 15,902,270	J Accounting method <input checked="" type="checkbox"/> Cash <input type="checkbox"/> Accrual <input type="checkbox"/> Other (specify) _____ (Part I, column (d) must be on cash basis.)	F If the foundation is in a 60-month termination under section 507(b)(1)(B), check here <input type="checkbox"/>	

Part I Analysis of Revenue and Expenses (The total of amounts in columns (b), (c), and (d) may not necessarily equal the amounts in column (a) (see instructions))		(a) Revenue and expenses per books	(b) Net investment income	(c) Adjusted net income	(d) Disbursements for charitable purposes (cash basis only)
Revenue	1 Contributions, gifts, grants, etc , received (attach schedule)				
	2 Check <input checked="" type="checkbox"/> if the foundation is not required to attach Sch B				
	3 Interest on savings and temporary cash investments	364	364	364	
	4 Dividends and interest from securities.	282,821	282,821	282,821	
	5a Gross rents				
	b Net rental income or (loss) _____				
	6a Net gain or (loss) from sale of assets not on line 10	1,112,223			
	b Gross sales price for all assets on line 6a 11,368,416				
	7 Capital gain net income (from Part IV, line 2) . . .		1,112,223		
	8 Net short-term capital gain			109,839	
	9 Income modifications				
	10a Gross sales less returns and allowances				
Operating and Administrative Expenses	b Less Cost of goods sold				
	c Gross profit or (loss) (attach schedule)				
	11 Other income (attach schedule)				
	12 Total. Add lines 1 through 11	1,395,408	1,395,408	393,024	
	13 Compensation of officers, directors, trustees, etc	50,000			
	14 Other employee salaries and wages				
	15 Pension plans, employee benefits				
	16a Legal fees (attach schedule)				
	b Accounting fees (attach schedule)	1,200			
	c Other professional fees (attach schedule)	122,715	79,601		
	17 Interest				
	18 Taxes (attach schedule) (see instructions)	12,526	571		
	19 Depreciation (attach schedule) and depletion . . .				
	20 Occupancy				
	21 Travel, conferences, and meetings				
	22 Printing and publications				
	23 Other expenses (attach schedule)				
	24 Total operating and administrative expenses.				
	Add lines 13 through 23	186,441	80,172		0
	25 Contributions, gifts, grants paid	980,200			980,200
	26 Total expenses and disbursements. Add lines 24 and 25	1,166,641	80,172		980,200
	27 Subtract line 26 from line 12				
	a Excess of revenue over expenses and disbursements	228,767			
	b Net investment income (if negative, enter -0-)		1,315,236		
	c Adjusted net income (if negative, enter -0-)			393,024	

Part II Balance Sheets		Attached schedules and amounts in the description column should be for end-of-year amounts only (See instructions)	Beginning of year	End of year	
			(a) Book Value	(b) Book Value	(c) Fair Market Value
Assets	1	Cash—non-interest-bearing			
	2	Savings and temporary cash investments	1,179,104	859,099	859,099
	3	Accounts receivable ▶ _____ Less allowance for doubtful accounts ▶ _____			
	4	Pledges receivable ▶ _____ Less allowance for doubtful accounts ▶ _____			
	5	Grants receivable			
	6	Receivables due from officers, directors, trustees, and other disqualified persons (attach schedule) (see instructions)			
	7	Other notes and loans receivable (attach schedule) ▶ _____ Less allowance for doubtful accounts ▶ _____			
	8	Inventories for sale or use			
	9	Prepaid expenses and deferred charges			
	10a	Investments—U S and state government obligations (attach schedule)			
	b	Investments—corporate stock (attach schedule)	10,217,720	11,867,277	14,381,002
	c	Investments—corporate bonds (attach schedule).	360,924		
	11	Investments—land, buildings, and equipment basis ▶ _____ Less accumulated depreciation (attach schedule) ▶ _____			
	12	Investments—mortgage loans			
	13	Investments—other (attach schedule)	1,309,078	569,554	612,257
	14	Land, buildings, and equipment basis ▶ _____ Less accumulated depreciation (attach schedule) ▶ _____			
15	Other assets (describe ▶ _____)	6,498	49,912	49,912	
16	Total assets (to be completed by all filers—see the instructions Also, see page 1, item I)	13,073,324	13,345,842	15,902,270	
Liabilities	17	Accounts payable and accrued expenses			
	18	Grants payable			
	19	Deferred revenue			
	20	Loans from officers, directors, trustees, and other disqualified persons			
	21	Mortgages and other notes payable (attach schedule)			
	22	Other liabilities (describe ▶ _____)			
	23	Total liabilities (add lines 17 through 22)		0	
	Net Assets or Fund Balances	Foundations that follow SFAS 117, check here ▶ <input type="checkbox"/> and complete lines 24 through 26 and lines 30 and 31.			
24		Unrestricted			
25		Temporarily restricted			
26		Permanently restricted			
Foundations that do not follow SFAS 117, check here ▶ <input checked="" type="checkbox"/> and complete lines 27 through 31.					
27		Capital stock, trust principal, or current funds			
28		Paid-in or capital surplus, or land, bldg , and equipment fund			
29		Retained earnings, accumulated income, endowment, or other funds	13,073,324	13,345,842	
30		Total net assets or fund balances (see page 17 of the instructions)	13,073,324	13,345,842	
31		Total liabilities and net assets/fund balances (see page 17 of the instructions)	13,073,324	13,345,842	

Part III Analysis of Changes in Net Assets or Fund Balances

1	Total net assets or fund balances at beginning of year—Part II, column (a), line 30 (must agree with end-of-year figure reported on prior year’s return)	1	13,073,324
2	Enter amount from Part I, line 27a	2	228,767
3	Other increases not included in line 2 (itemize) ▶ _____	3	43,751
4	Add lines 1, 2, and 3	4	13,345,842
5	Decreases not included in line 2 (itemize) ▶ _____	5	
6	Total net assets or fund balances at end of year (line 4 minus line 5)—Part II, column (b), line 30	6	13,345,842

Part IV Capital Gains and Losses for Tax on Investment Income

(a) List and describe the kind(s) of property sold (e g , real estate, 2-story brick warehouse, or common stock, 200 shs MLC Co)		(b) How acquired P—Purchase D—Donation	(c) Date acquired (mo , day, yr)	(d) Date sold (mo , day, yr)
1a	See Additional Data Table			
b				
c				
d				
e				

(e) Gross sales price	(f) Depreciation allowed (or allowable)	(g) Cost or other basis plus expense of sale	(h) Gain or (loss) (e) plus (f) minus (g)
a See Additional Data Table			
b			
c			
d			
e			

Complete only for assets showing gain in column (h) and owned by the foundation on 12/31/69			(I) Gains (Col (h) gain minus col (k), but not less than -0-) or Losses (from col (h))
(i) F M V as of 12/31/69	(j) Adjusted basis as of 12/31/69	(k) Excess of col (i) over col (j), if any	
a See Additional Data Table			
b			
c			
d			
e			

2	Capital gain net income or (net capital loss)	{ If gain, also enter in Part I, line 7 If (loss), enter -0- in Part I, line 7 }	2	1,112,223
3	Net short-term capital gain or (loss) as defined in sections 1222(5) and (6) If gain, also enter in Part I, line 8, column (c) (see instructions) If (loss), enter -0- in Part I, line 8	}	3	109,839

Part V Qualification Under Section 4940(e) for Reduced Tax on Net Investment Income

(For optional use by domestic private foundations subject to the section 4940(a) tax on net investment income)

If section 4940(d)(2) applies, leave this part blank

Was the foundation liable for the section 4942 tax on the distributable amount of any year in the base period? ☐ Yes ☒ No
If "Yes," the foundation does not qualify under section 4940(e) Do not complete this part

1 Enter the appropriate amount in each column for each year, see page 18 of the instructions before making any entries

(a) Base period years Calendar year (or tax year beginning in)	(b) Adjusted qualifying distributions	(c) Net value of noncharitable-use assets	(d) Distribution ratio (col (b) divided by col (c))
2012	532,000	13,457,067	0 039533
2011	572,400	14,382,571	0 039798
2010	592,000	13,643,235	0 043391
2009	674,388	11,690,727	0 057686
2008	873,954	14,217,055	0 061472

2	Total of line 1, column (d).	2	0 241880
3	Average distribution ratio for the 5-year base period—divide the total on line 2 by 5, or by the number of years the foundation has been in existence if less than 5 years	3	0 048376
4	Enter the net value of noncharitable-use assets for 2013 from Part X, line 5.	4	14,865,363
5	Multiply line 4 by line 3.	5	719,127
6	Enter 1% of net investment income (1% of Part I, line 27b).	6	13,152
7	Add lines 5 and 6.	7	732,279
8	Enter qualifying distributions from Part XII, line 4. If line 8 is equal to or greater than line 7, check the box in Part VI, line 1b, and complete that part using a 1% tax rate See the Part VI instructions	8	980,200

Part VI Excise Tax Based on Investment Income (Section 4940(a), 4940(b), 4940(e), or 4948—see page 18 of the instructions)		
1a Exempt operating foundations described in section 4940(d)(2), check here <input type="checkbox"/> and enter "N/A" on line 1		
Date of ruling or determination letter _____ (attach copy of letter if necessary—see instructions)		
b Domestic foundations that meet the section 4940(e) requirements in Part V, check here <input checked="" type="checkbox"/> and enter 1% of Part I, line 27b	1	13,152
c All other domestic foundations enter 2% of line 27b. Exempt foreign organizations enter 4% of Part I, line 12, col. (b)		
2 Tax under section 511 (domestic section 4947(a)(1) trusts and taxable foundations only. Others enter -0-)	2	
3 Add lines 1 and 2.	3	13,152
4 Subtitle A (income) tax (domestic section 4947(a)(1) trusts and taxable foundations only. Others enter -0-)	4	
5 Tax based on investment income. Subtract line 4 from line 3. If zero or less, enter -0-	5	13,152
6 Credits/Payments		
a 2013 estimated tax payments and 2012 overpayment credited to 2013	6a	15,940
b Exempt foreign organizations—tax withheld at source	6b	
c Tax paid with application for extension of time to file (Form 8868)	6c	
d Backup withholding erroneously withheld	6d	
7 Total credits and payments. Add lines 6a through 6d.	7	15,940
8 Enter any penalty for underpayment of estimated tax. Check here <input type="checkbox"/> if Form 2220 is attached.	8	
9 Tax due. If the total of lines 5 and 8 is more than line 7, enter amount owed	9	
10 Overpayment. If line 7 is more than the total of lines 5 and 8, enter the amount overpaid	10	2,788
11 Enter the amount of line 10 to be Credited to 2014 estimated tax 2,788 Refunded	11	

Part VII-A Statements Regarding Activities			
1a During the tax year, did the foundation attempt to influence any national, state, or local legislation or did it participate or intervene in any political campaign?	1a	Yes	No
b Did it spend more than \$100 during the year (either directly or indirectly) for political purposes (see page 19 of the instructions for definition)? <i>If the answer is "Yes" to 1a or 1b, attach a detailed description of the activities and copies of any materials published or distributed by the foundation in connection with the activities.</i>	1b		No
c Did the foundation file Form 1120-POL for this year?	1c		No
d Enter the amount (if any) of tax on political expenditures (section 4955) imposed during the year: (1) On the foundation <input type="checkbox"/> \$ _____ (2) On foundation managers <input type="checkbox"/> \$ _____			
e Enter the reimbursement (if any) paid by the foundation during the year for political expenditure tax imposed on foundation managers <input type="checkbox"/> \$ _____			
2 Has the foundation engaged in any activities that have not previously been reported to the IRS? <i>If "Yes," attach a detailed description of the activities.</i>	2		No
3 Has the foundation made any changes, not previously reported to the IRS, in its governing instrument, articles of incorporation, or bylaws, or other similar instruments? <i>If "Yes," attach a conformed copy of the changes</i>	3		No
4a Did the foundation have unrelated business gross income of \$1,000 or more during the year?	4a		No
b If "Yes," has it filed a tax return on Form 990-T for this year?	4b		
5 Was there a liquidation, termination, dissolution, or substantial contraction during the year? <i>If "Yes," attach the statement required by General Instruction T.</i>	5		No
6 Are the requirements of section 508(e) (relating to sections 4941 through 4945) satisfied either: • By language in the governing instrument, or • By state legislation that effectively amends the governing instrument so that no mandatory directions that conflict with the state law remain in the governing instrument?	6	Yes	
7 Did the foundation have at least \$5,000 in assets at any time during the year? <i>If "Yes," complete Part II, col. (c), and Part XV.</i>	7	Yes	
8a Enter the states to which the foundation reports or with which it is registered (see instructions): <input type="checkbox"/> TN			
b If the answer is "Yes" to line 7, has the foundation furnished a copy of Form 990-PF to the Attorney General (or designate) of each state as required by General Instruction G? <i>If "No," attach explanation.</i>	8b	Yes	
9 Is the foundation claiming status as a private operating foundation within the meaning of section 4942(j)(3) or 4942(j)(5) for calendar year 2013 or the taxable year beginning in 2013 (see instructions for Part XIV)? <i>If "Yes," complete Part XIV</i>	9		No
10 Did any persons become substantial contributors during the tax year? <i>If "Yes," attach a schedule listing their names and addresses.</i>	10		No

Part VII-A

Statements Regarding Activities *(continued)*

11	At any time during the year, did the foundation, directly or indirectly, own a controlled entity within the meaning of section 512(b)(13)? If "Yes," attach schedule (see instructions).	11		No
12	Did the foundation make a distribution to a donor advised fund over which the foundation or a disqualified person had advisory privileges? If "Yes," attach statement (see instructions)	12		No
13	Did the foundation comply with the public inspection requirements for its annual returns and exemption application?	13	Yes	
Website address ▶NONE				
14	The books are in care of ▶EQUITABLE TRUST COMPANY AGENT Telephone no ▶(615) 460-9240 Located at ▶4400 HARDING ROAD SUITE 310 NASHVILLE TN ZIP +4 ▶372055215			
15	Section 4947(a)(1) nonexempt charitable trusts filing Form 990-PF in lieu of Form 1041 —Check here ▶ <input type="checkbox"/> and enter the amount of tax-exempt interest received or accrued during the year ▶	15		
16	At any time during calendar year 2013, did the foundation have an interest in or a signature or other authority over a bank, securities, or other financial account in a foreign country?	16	Yes	No
See instructions for exceptions and filing requirements for Form TD F 90-22.1 If "Yes", enter the name of the foreign country ▶				

Part VII-B

Statements Regarding Activities for Which Form 4720 May Be Required

File Form 4720 if any item is checked in the "Yes" column, unless an exception applies.			Yes	No
1a	During the year did the foundation (either directly or indirectly) (1) Engage in the sale or exchange, or leasing of property with a disqualified person? <input type="checkbox"/> Yes <input checked="" type="checkbox"/> No (2) Borrow money from, lend money to, or otherwise extend credit to (or accept it from) a disqualified person?. <input type="checkbox"/> Yes <input checked="" type="checkbox"/> No (3) Furnish goods, services, or facilities to (or accept them from) a disqualified person? <input type="checkbox"/> Yes <input checked="" type="checkbox"/> No (4) Pay compensation to, or pay or reimburse the expenses of, a disqualified person? <input type="checkbox"/> Yes <input checked="" type="checkbox"/> No (5) Transfer any income or assets to a disqualified person (or make any of either available for the benefit or use of a disqualified person)?. <input type="checkbox"/> Yes <input checked="" type="checkbox"/> No (6) Agree to pay money or property to a government official? (Exception. Check "No" if the foundation agreed to make a grant to or to employ the official for a period after termination of government service, if terminating within 90 days). <input type="checkbox"/> Yes <input checked="" type="checkbox"/> No			
b	If any answer is "Yes" to 1a(1)–(6), did any of the acts fail to qualify under the exceptions described in Regulations section 53.4941(d)-3 or in a current notice regarding disaster assistance (see page 20 of the instructions)?. . . Organizations relying on a current notice regarding disaster assistance check here. ▶ <input type="checkbox"/>	1b		
c	Did the foundation engage in a prior year in any of the acts described in 1a, other than excepted acts, that were not corrected before the first day of the tax year beginning in 2013?.	1c		
2	Taxes on failure to distribute income (section 4942) (does not apply for years the foundation was a private operating foundation defined in section 4942(j)(3) or 4942(j)(5))			
a	At the end of tax year 2013, did the foundation have any undistributed income (lines 6d and 6e, Part XIII) for tax year(s) beginning before 2013?. <input type="checkbox"/> Yes <input checked="" type="checkbox"/> No If "Yes," list the years ▶ 20____, 20____, 20____, 20____			
b	Are there any years listed in 2a for which the foundation is not applying the provisions of section 4942(a)(2) (relating to incorrect valuation of assets) to the year's undistributed income? (If applying section 4942(a)(2) to all years listed, answer "No" and attach statement—see instructions).	2b		
c	If the provisions of section 4942(a)(2) are being applied to any of the years listed in 2a, list the years here ▶ 20____, 20____, 20____, 20____			
3a	Did the foundation hold more than a 2% direct or indirect interest in any business enterprise at any time during the year?. <input type="checkbox"/> Yes <input checked="" type="checkbox"/> No			
b	If "Yes," did it have excess business holdings in 2013 as a result of (1) any purchase by the foundation or disqualified persons after May 26, 1969, (2) the lapse of the 5-year period (or longer period approved by the Commissioner under section 4943(c)(7)) to dispose of holdings acquired by gift or bequest, or (3) the lapse of the 10-, 15-, or 20-year first phase holding period? (<i>Use Schedule C, Form 4720, to determine if the foundation had excess business holdings in 2013.</i>).	3b		
4a	Did the foundation invest during the year any amount in a manner that would jeopardize its charitable purposes?	4a		No
b	Did the foundation make any investment in a prior year (but after December 31, 1969) that could jeopardize its charitable purpose that had not been removed from jeopardy before the first day of the tax year beginning in 2013?	4b		No

Part VII-B

Statements Regarding Activities for Which Form 4720 May Be Required (continued)

5a	During the year did the foundation pay or incur any amount to			
	(1) Carry on propaganda, or otherwise attempt to influence legislation (section 4945(e))?	<input type="checkbox"/> Yes <input checked="" type="checkbox"/> No		
	(2) Influence the outcome of any specific public election (see section 4955), or to carry on, directly or indirectly, any voter registration drive?	<input type="checkbox"/> Yes <input checked="" type="checkbox"/> No		
	(3) Provide a grant to an individual for travel, study, or other similar purposes?	<input type="checkbox"/> Yes <input checked="" type="checkbox"/> No		
	(4) Provide a grant to an organization other than a charitable, etc , organization described in section 509(a)(1), (2), or (3), or section 4940(d)(2)? (see instructions).	<input type="checkbox"/> Yes <input checked="" type="checkbox"/> No		
	(5) Provide for any purpose other than religious, charitable, scientific, literary, or educational purposes, or for the prevention of cruelty to children or animals?	<input type="checkbox"/> Yes <input checked="" type="checkbox"/> No		
b	If any answer is "Yes" to 5a(1)–(5), did any of the transactions fail to qualify under the exceptions described in Regulations section 53.4945 or in a current notice regarding disaster assistance (see instructions)?		5b	
	Organizations relying on a current notice regarding disaster assistance check here.	<input checked="" type="checkbox"/>		
c	If the answer is "Yes" to question 5a(4), does the foundation claim exemption from the tax because it maintained expenditure responsibility for the grant?	<input type="checkbox"/> Yes <input type="checkbox"/> No		
	If "Yes," attach the statement required by Regulations section 53.4945–5(d).			
6a	Did the foundation, during the year, receive any funds, directly or indirectly, to pay premiums on a personal benefit contract?	<input type="checkbox"/> Yes <input checked="" type="checkbox"/> No		
b	Did the foundation, during the year, pay premiums, directly or indirectly, on a personal benefit contract?		6b	No
	If "Yes" to 6b, file Form 8870.			
7a	At any time during the tax year, was the foundation a party to a prohibited tax shelter transaction?	<input type="checkbox"/> Yes <input checked="" type="checkbox"/> No		
b	If yes, did the foundation receive any proceeds or have any net income attributable to the transaction?		7b	

Part VIII

Information About Officers, Directors, Trustees, Foundation Managers, Highly Paid Employees, and Contractors

1 List all officers, directors, trustees, foundation managers and their compensation (see instructions).				
(a) Name and address	(b) Title, and average hours per week devoted to position	(c) Compensation (If not paid, enter -0-)	(d) Contributions to employee benefit plans and deferred compensation	(e) Expense account, other allowances
J BRANSFORD WALLACE JR	TRUSTEE	12,500	0	0
4400 HARDING ROAD SUITE 310 NASHVILLE,TN 37205	1 00			
ANNE B NESBITT	TRUSTEE	12,500	0	0
4400 HARDING ROAD SUITE 310 NASHVILLE,TN 37205	1 00			
ELIZABETH W CALDWELL	TRUSTEE	12,500	0	0
4400 HARDING ROAD SUITE 310 NASHVILLE,TN 37205	1 00			
ELENA W GRAVES	TRUSTEE	12,500	0	0
4400 HARDING ROAD SUITE 310 NASHVILLE,TN 37205	1 00			
2 Compensation of five highest-paid employees (other than those included on line 1—see instructions). If none, enter "NONE."				
(a) Name and address of each employee paid more than \$50,000	(b) Title, and average hours per week devoted to position	(c) Compensation	(d) Contributions to employee benefit plans and deferred compensation	(e) Expense account, other allowances
NONE				
Total number of other employees paid over \$50,000.				

Part VIII

Information About Officers, Directors, Trustees, Foundation Managers, Highly Paid Employees, and Contractors (continued)

3 Five highest-paid independent contractors for professional services (see instructions). If none, enter "NONE".

(a) Name and address of each person paid more than \$50,000	(b) Type of service	(c) Compensation
NONE		
Total number of others receiving over \$50,000 for professional services.		

Part IX-A

Summary of Direct Charitable Activities

List the foundation's four largest direct charitable activities during the tax year. Include relevant statistical information such as the number of organizations and other beneficiaries served, conferences convened, research papers produced, etc.	Expenses
1	
2	
3	
4	

Part IX-B

Summary of Program-Related Investments (see instructions)

Describe the two largest program-related investments made by the foundation during the tax year on lines 1 and 2	Amount
1 N/A	
2	
All other program-related investments. See page 24 of the instructions.	
3	
Total. Add lines 1 through 3.	

Part X

Minimum Investment Return (All domestic foundations must complete this part. Foreign foundations, see instructions.)

1	Fair market value of assets not used (or held for use) directly in carrying out charitable, etc , purposes		
a	Average monthly fair market value of securities.	1a	13,865,510
b	Average of monthly cash balances.	1b	1,226,229
c	Fair market value of all other assets (see instructions).	1c	0
d	Total (add lines 1a, b, and c).	1d	15,091,739
e	Reduction claimed for blockage or other factors reported on lines 1a and 1c (attach detailed explanation).	1e	
2	Acquisition indebtedness applicable to line 1 assets.	2	
3	Subtract line 2 from line 1d.	3	15,091,739
4	Cash deemed held for charitable activities Enter 1 1/2% of line 3 (for greater amount, see instructions).	4	226,376
5	Net value of noncharitable-use assets. Subtract line 4 from line 3 Enter here and on Part V, line 4	5	14,865,363
6	Minimum investment return. Enter 5% of line 5.	6	743,268

Part XI

Distributable Amount (see instructions) (Section 4942(j)(3) and (j)(5) private operating foundations and certain foreign organizations check here ☐ and do not complete this part.)

1	Minimum investment return from Part X, line 6.	1	743,268
2a	Tax on investment income for 2013 from Part VI, line 5.	2a	13,152
b	Income tax for 2013 (This does not include the tax from Part VI).	2b	
c	Add lines 2a and 2b.	2c	13,152
3	Distributable amount before adjustments Subtract line 2c from line 1.	3	730,116
4	Recoveries of amounts treated as qualifying distributions.	4	
5	Add lines 3 and 4.	5	730,116
6	Deduction from distributable amount (see instructions).	6	
7	Distributable amount as adjusted Subtract line 6 from line 5 Enter here and on Part XIII, line 1.	7	730,116

Part XII

Qualifying Distributions (see instructions)

1	Amounts paid (including administrative expenses) to accomplish charitable, etc , purposes		
a	Expenses, contributions, gifts, etc —total from Part I, column (d), line 26.	1a	980,200
b	Program-related investments—total from Part IX-B.	1b	
2	Amounts paid to acquire assets used (or held for use) directly in carrying out charitable, etc , purposes.	2	
3	Amounts set aside for specific charitable projects that satisfy the		
a	Suitability test (prior IRS approval required).	3a	
b	Cash distribution test (attach the required schedule).	3b	
4	Qualifying distributions. Add lines 1a through 3b Enter here and on Part V, line 8, and Part XIII, line 4	4	980,200
5	Foundations that qualify under section 4940(e) for the reduced rate of tax on net investment income Enter 1% of Part I, line 27b (see instructions).	5	13,152
6	Adjusted qualifying distributions. Subtract line 5 from line 4.	6	967,048
Note: The amount on line 6 will be used in Part V, column (b), in subsequent years when calculating whether the foundation qualifies for the section 4940(e) reduction of tax in those years			

Part XIII

Undistributed Income (see instructions)

	(a) Corpus	(b) Years prior to 2012	(c) 2012	(d) 2013
1 Distributable amount for 2013 from Part XI, line 7				730,116
2 Undistributed income, if any, as of the end of 2013				
a Enter amount for 2012 only.			418,372	
b Total for prior years 20____, 20____, 20____				
3 Excess distributions carryover, if any, to 2013				
a From 2008.				
b From 2009.				
c From 2010.				
d From 2011.				
e From 2012.				
f Total of lines 3a through e.				
4 Qualifying distributions for 2013 from Part XII, line 4 ▶ \$ 980,200				
a Applied to 2012, but not more than line 2a			418,372	
b Applied to undistributed income of prior years (Election required—see instructions).				
c Treated as distributions out of corpus (Election required—see instructions).				
d Applied to 2013 distributable amount.				561,828
e Remaining amount distributed out of corpus				
5 Excess distributions carryover applied to 2013 (If an amount appears in column (d), the same amount must be shown in column (a).)				
6 Enter the net total of each column as indicated below:				
a Corpus Add lines 3f, 4c, and 4e Subtract line 5				
b Prior years' undistributed income Subtract line 4b from line 2b.				
c Enter the amount of prior years' undistributed income for which a notice of deficiency has been issued, or on which the section 4942(a) tax has been previously assessed.				
d Subtract line 6c from line 6b Taxable amount—see instructions				
e Undistributed income for 2012 Subtract line 4a from line 2a Taxable amount—see instructions				
f Undistributed income for 2013 Subtract lines 4d and 5 from line 1 This amount must be distributed in 2014				168,288
7 Amounts treated as distributions out of corpus to satisfy requirements imposed by section 170(b)(1)(F) or 4942(g)(3) (see instructions).				
8 Excess distributions carryover from 2008 not applied on line 5 or line 7 (see instructions). . . .				
9 Excess distributions carryover to 2014. Subtract lines 7 and 8 from line 6a				
10 Analysis of line 9				
a Excess from 2009. . . .				
b Excess from 2010. . . .				
c Excess from 2011. . . .				
d Excess from 2012. . . .				
e Excess from 2013. . . .				

Part XIV

1a If the foundation has received a ruling or determination letter that it is a private operating foundation, and the ruling is effective for 2013, enter the date of the ruling. . . .

b Check box to indicate whether the organization is a private operating foundation described in section 4942(j)(3) or 4942(j)(5)

	Tax year	Prior 3 years			(e) Total
	(a) 2013	(b) 2012	(c) 2011	(d) 2010	
2a Enter the lesser of the adjusted net income from Part I or the minimum investment return from Part X for each year listed					
b 85% of line 2a					
c Qualifying distributions from Part XII, line 4 for each year listed					
d Amounts included in line 2c not used directly for active conduct of exempt activities					
e Qualifying distributions made directly for active conduct of exempt activities. Subtract line 2d from line 2c					
3 Complete 3a, b, or c for the alternative test relied upon					
a "Assets" alternative test—enter					
(1) Value of all assets					
(2) Value of assets qualifying under section 4942(j)(3)(B)(i)					
b "Endowment" alternative test— enter 2/3 of minimum investment return shown in Part X, line 6 for each year listed.					
c "Support" alternative test—enter					
(1) Total support other than gross investment income (interest, dividends, rents, payments on securities loans (section 512(a)(5)), or royalties)					
(2) Support from general public and 5 or more exempt organizations as provided in section 4942(j)(3)(B)(iii).					
(3) Largest amount of support from an exempt organization					
(4) Gross investment income					

Part XV **Supplementary Information (Complete this part only if the organization had \$5,000 or more in assets at any time during the year—see instructions.)**

1 Information Regarding Foundation Managers:

a List any managers of the foundation who have contributed more than 2% of the total contributions received by the foundation before the close of any tax year (but only if they have contributed more than \$5,000). (See section 507(d)(2))

b List any managers of the foundation who own 10% or more of the stock of a corporation (or an equally large portion of the ownership of a partnership or other entity) of which the foundation has a 10% or greater interest

2 Information Regarding Contribution, Grant, Gift, Loan, Scholarship, etc., Programs:

Check here ☒ if the foundation only makes contributions to preselected charitable organizations and does not accept unsolicited requests for funds. If the foundation makes gifts, grants, etc. (see instructions) to individuals or organizations under other conditions, complete items 2a, b, c, and d.

a The name, address, and telephone number of the person to whom applications should be addressed

b The form in which applications should be submitted and information and materials they should include

c Any submission deadlines

d Any restrictions or limitations on awards, such as by geographical areas, charitable fields, kinds of institutions, or other factors

Part XV

Supplementary Information (continued)

3 Grants and Contributions Paid During the Year or Approved for Future Payment

Recipient	If recipient is an individual, show any relationship to any foundation manager or substantial contributor	Foundation status of recipient	Purpose of grant or contribution	Amount
Name and address (home or business)				
a <i>Paid during the year</i> See Additional Data Table				
Total			▶ 3a	980,200
b <i>Approved for future payment</i>				
Total			▶ 3b	

Enter gross amounts unless otherwise indicated

Part XVI-B Relationship of Activities to the Accomplishment of Exempt Purposes

[illegible]

Part XVII

Information Regarding Transfers To and Transactions and Relationships With Noncharitable Exempt Organizations

1

Did the organization directly or indirectly engage in any of the following with any other organization described in section 501(c) of the Code (other than section 501(c)(3) organizations) or in section 527, relating to political organizations?

Yes

No

a

Transfers from the reporting foundation to a noncharitable exempt organization of

1a(1)

No

1a(2)

No

b

Other transactions

1b(1)

No

1b(2)

No

1b(3)

No

1b(4)

No

1b(5)

No

1b(6)

No

c

Sharing of facilities, equipment, mailing lists, other assets, or paid employees.

1c

No

d

If the answer to any of the above is "Yes," complete the following schedule. Column (b) should always show the fair market value of the goods, other assets, or services given by the reporting foundation. If the foundation received less than fair market value in any transaction or sharing arrangement, show in column (d) the value of the goods, other assets, or services received.

(a) Line No	(b) Amount involved	(c) Name of noncharitable exempt organization	(d) Description of transfers, transactions, and sharing arrangements

2a

Is the foundation directly or indirectly affiliated with, or related to, one or more tax-exempt organizations described in section 501(c) of the Code (other than section 501(c)(3)) or in section 527?

Yes

No

b

If "Yes," complete the following schedule.

(a) Name of organization	(b) Type of organization	(c) Description of relationship

Sign Here

Under penalties of perjury, I declare that I have examined this return, including accompanying schedules and statements, and to the best of my knowledge and belief, it is true, correct, and complete. Declaration of preparer (other than taxpayer or fiduciary) is based on all information of which preparer has any knowledge.

2014-05-12

Signature of officer or trustee

Date

Title

May the IRS discuss this return with the preparer shown below (see instr.)?

Yes

No

Paid Preparer Use Only

Print/Type preparer's name

MIKE DUNN CPA

Preparer's Signature

Date

2014-05-12

Check if self-employed

PTIN

P00038531

Firm's name

BLANKENSHIP CPA GROUP PLLC

Firm's EIN

Firm's address

215 WARD CIRCLE BRENTWOOD, TN 370272304

Phone no

(615) 373-3771

Form 990-PF (2013)

Form 990PF Part IV - Capital Gains and Losses for Tax on Investment Income - Columns a - d

(a) List and describe the kind(s) of property sold (e g , real estate, 2-story brick warehouse, or common stock, 200 shs MLC Co)	(b) How acquired P—Purchase D—Donation	(c) Date acquired (mo , day, yr)	(d) Date sold (mo , day, yr)
EQUITABLE 19700 - ST (SEE ATTACHED)	P	2013-01-01	2013-12-31
EQUITABLE 19700 - LT (SEE ATTACHED)	P	2012-01-01	2013-12-31
EQUITABLE 19700 - ST (SEE ATTACHED)	P	2013-01-01	2013-12-31
EQUITABLE 19700 - LT (SEE ATTACHED)	P	2012-01-01	2013-12-31
EQUITABLE 19701 - ST (SEE ATTACHED)	P	2013-01-01	2013-12-31
EQUITABLE 19702 - LT (SEE ATTACHED)	P	2012-01-01	2013-12-31
EQUITABLE 19702 - ST (SEE ATTACHED)	P	2013-01-01	2013-12-31
EQUITABLE 19702 - LT (SEE ATTACHED)	P	2012-01-01	2013-12-31
EQUITABLE 19702 - CARILLIAM GLOBAL	P	2012-03-30	2013-01-14
EQUITABLE 19702 - CARILLIAM GLOBAL	P	2012-03-30	2013-04-05

Form 990PF Part IV - Capital Gains and Losses for Tax on Investment Income - Columns e - h

(e) Gross sales price	(f) Depreciation allowed (or allowable)	(g) Cost or other basis plus expense of sale	(h) Gain or (loss) (e) plus (f) minus (g)
1,599,565		1,599,598	-33
1,448,938		964,067	484,871
2,166,998		2,055,542	111,456
2,082,796		1,787,832	294,964
736,392		674,068	62,324
1,018,477		880,545	137,932
769,099		769,065	34
575,820		525,476	50,344
890,234		954,176	-63,942
46,854		45,824	1,030


Form 990PF Part IV - Capital Gains and Losses for Tax on Investment Income - Columns i - l

Complete only for assets showing gain in column (h) and owned by the foundation on 12/31/69			(l) Gains (Col (h) gain minus col (k), but not less than -0-) or Losses (from col (h))
(i) F M V as of 12/31/69	(j) Adjusted basis as of 12/31/69	(k) Excess of col (i) over col (j), if any	
			-33
			484,871
			111,456
			294,964
			62,324
			137,932
			34
			50,344
			-63,942
			1,030


Form 990PF Part XV Line 3 - Grants and Contributions Paid During the Year or Approved for Future Payment

Recipient	If recipient is an individual, show any relationship to any foundation manager or substantial contributor	Foundation status of recipient	Purpose of grant or contribution	Amount
Name and address (home or business)				
a Paid during the year				
AMERICAN HEART ASSOCIATION 1818 PATTERSON STREET NASHVILLE,TN 37203	NONE	EXEMPT	TO SUPPORT CHARITY	1,500
USHJA 3870 CIGAR LANE LEXINGTON,KY 40511	NONE	EXEMPT	TO SUPPORT CHARITY	2,500
SEXUAL ASSAULT CENTER 101 FRENCH LANDING DRIVE NASHVILLE,TN 37228	NONE	EXEMPT	TO SUPPORT CHARITY	3,000
SADDLE UP 1549 OLD HILLSBORO ROAD FRANKLIN,TN 37069	NONE	EXEMPT	TO SUPPORT CHARITY	1,200
FRIENDS OF WARNER PARKS 50 VAUGHN ROAD NASHVILLE,TN 37221	NONE	EXEMPT	TO SUPPORT CHARITY	1,000
ABINTRA MONTESSORI SCHOOL 914 DAVIDSON DRIVE NASHVILLE,TN 37205	NONE	EXEMPT	TO SUPPORT SCHOOL	8,000
ARC OF DAVIDSON COUNTY 111 NORTH WILSON BLVD NASHVILLE,TN 37205	NONE	EXEMPT	TO SUPPORT CHARITY	1,000
BEST BUDDIES TENNESSEE 116 WILSON PIKE CIR 207 BRENTWOOD,TN 37027	NONE	EXEMPT	TO SUPPORT CHARITY	3,500
WASHINGTON INTL HORSE SHOW 3299 K ST NW STE 600 WASHINGTON,DC 20007	NONE	EXEMPT	TO SUPPORT CHARITY	3,000
HARPETH HALL SCHOOL 3801 HOBBS ROAD NASHVILLE,TN 37215	NONE	EXEMPT	TO SUPPORT SCHOOL	60,000
VANDERBILT COLLEGE OF ARTS- SCIENCES 211 KIRKLAND HALL NASHVILLE,TN 37240	NONE	EXEMPT	TO SUPPORT SCHOOL	60,000
HIGH HOPES 301 HIGH HOPES COURT FRANKLIN,TN 37064	NONE	EXEMPT	TO SUPPORT CHARITY	3,500
CENTERSTONE 1101 SIXTH AVENUE NORTH NASHVILLE,TN 37208	NONE	EXEMPT	TO SUPPORT CHARITY	450,000
MEN OF VALOR 1420 DONELSON PIKE STE B6 NASHVILLE,TN 37217	NONE	EXEMPT	TO SUPPORT CHARITY	70,000
BOY SCOUTS OF MIDDLE TN 3414 HILLSBORO PIKE NASHVILLE,TN 37215	NONE	EXEMPT	TO SUPPORT CHARITY	3,000
Total ▶ 3a				980,200


Form 990PF Part XV Line 3 - Grants and Contributions Paid During the Year or Approved for Future Payment

Recipient	If recipient is an individual, show any relationship to any foundation manager or substantial contributor	Foundation status of recipient	Purpose of grant or contribution	Amount
Name and address (home or business)				
a <i>Paid during the year</i>				
BOYS & GIRLS CLUBS OF MIDDLE TN 1704 CHARLOTTE AVE 200 NASHVILLE,TN 37203	NONE	EXEMPT	TO SUPPORT CHARITY	12,500
CHEEKWOOD 1200 FORREST PARK DRIVE NASHVILLE,TN 37205	NONE	EXEMPT	TO SUPPORT CHARITY	2,500
CUMBERLAND HEIGHTS PO BOX 90727 NASHVILLE,TN 37209	NONE	EXEMPT	TO SUPPORT CHARITY	8,000
CHRISTIAN WOMENS JOB CORP PO BOX 22388 NASHVILLE,TN 37202	NONE	EXEMPT	TO SUPPORT CHARITY	6,000
COVENANT PRESBYTERIAN CHURCH 33 BURTON HILLS BLVD NASHVILLE,TN 37215	NONE	EXEMPT	TO SUPPORT CHURCH	25,000
COVENANT SCHOOL 33 BURTON HILLS BLVD NASHVILLE,TN 37215	NONE	EXEMPT	TO SUPPORT SCHOOL	10,000
FRIENDS FOR LIFE 43 NORTH CLEVELAND MEMPHIS,TN 38104	NONE	EXEMPT	TO SUPPORT CHARITY	5,000
UNIVERSITY OF MISSISSIPPI PO BOX 1848 UNIVERSITY,MS 38677	NONE	EXEMPT	TO SUPPORT SCHOOL	10,000
HOPE CLINIC 1810 HAYES STREET NASHVILLE,TN 37203	NONE	EXEMPT	TO SUPPORT CHARITY	3,000
SALAMA 1205 8TH AVENUE SOUTH NASHVILLE,TN 37203	NONE	EXEMPT	TO SUPPORT CHARITY	3,000
DUKE OF EDINBURGH'S AWARD 601 13TH STREET 11TH FL WASHINGTON,DC 20005	NONE	EXEMPT	TO SUPPORT CHARITY	20,000
TENNESSEE FISHER HOUSE FDN INC P O BOX 774 BRENTWOOD,TN 370240774	NONE	EXEMPT	TO SUPPORT CHARITY	2,500
ROCK ISLAND PRESBYTERIAN CHURCH 89 GREAT FALLS ROAD ROCK ISLAND,TN 38581	NONE	EXEMPT	TO SUPPORT CHURCH	2,500
YMCA OF MIDDLE TN 1000 CHURCH STREET NASHVILLE,TN 37203	NONE	EXEMPT	TO SUPPORT CHARITY	1,500
VANDERBILT KENNEDY CENTER 110 MAGNOLIA CIRCLE NASHVILLE,TN 37203	NONE	EXEMPT	TO SUPPORT CHARITY	25,000
Total  3a				980,200

Form 990PF Part XV Line 3 - Grants and Contributions Paid During the Year or Approved for Future Payment

Recipient	If recipient is an individual, show any relationship to any foundation manager or substantial contributor	Foundation status of recipient	Purpose of grant or contribution	Amount
Name and address (home or business)				
a Paid during the year				
ENSWORTH SCHOOL 7401 HIGHWAY 100 NASHVILLE,TN 37221	NONE	EXEMPT	TO SUPPORT SCHOOL	10,000
CURE ALZHEIMERS FUND 34 WASHINGTON ST 300 WELLESLEY HILLS,MA 02481	NONE	EXEMPT	TO SUPPORT CHARITY	10,000
UNIVERSITY OF VIRGINIA PO BOX 400160 CHARLOTTESVILLE,VA 22904	NONE	EXEMPT	TO SUPPORT SCHOOL	25,000
ST GEORGES EPISCOPAL CHURCH 4715 HARDING ROAD NASHVILLE,TN 37205	NONE	EXEMPT	TO SUPPORT CHURCH	20,000
END SLAVERY 50 VANTAGE WAY STE 255 NASHVILLE,TN 37228	NONE	EXEMPT	TO SUPPORT CHARITY	3,000
DEVON HORSE SHOW & FAIR 23 DORSET ROAD DEVONBERWYN,PA 19333	NONE	EXEMPT	TO SUPPORT CHARITY	3,000
DAYSTAR MINISTRIES 2801 AZALEA PLACE NASHVILLE,TN 37204	NONE	EXEMPT	TO SUPPORT CHARITY	30,000
MONTEAGLE SUNDAY SCHOOL ASSEMBLY 1 ASSEMBLY AVENUE MONTEAGLE,TN 37356	NONE	EXEMPT	TO SUPPORT CHARITY	2,500
GREEN HILLS YWCA 1608 WOODMONT BLVD NASHVILLE,TN 37215	NONE	EXEMPT	TO SUPPORT CHARITY	5,000
UNIVERSITY OF ALABAMA PO BOX 870132 TUSCALOOSA,AL 35487	NONE	EXEMPT	TO SUPPORT SCHOOL	10,000
LIBERTY COLLEGIATE ACADEMY 3515 GALLATIN AVENUE NASHVILLE,TN 37216	NONE	EXEMPT	TO SUPPORT SCHOOL	1,000
EATING DISORDERS COALITION OF TN 2120 CRESTMOOR RD 3000 NASHVILLE,TN 37215	NONE	EXEMPT	TO SUPPORT CHARITY	2,500
WALDEN'S PUDDLE PO BOX 641 JOELTON,TN 37080	NONE	EXEMPT	TO SUPPORT CHARITY	3,000
NASHVILLE DOLPHINS 73 WHITE BRIDGE RD 103 NASHVILLE,TN 37205	NONE	EXEMPT	TO SUPPORT CHARITY	5,000
CUMBERLAND RIVER COMPACT 2 VICTORY AVENUE STE 300 NASHVILLE,TN 37213	NONE	EXEMPT	TO SUPPORT CHARITY	10,000
Total  3a				980,200

Form 990PF Part XV Line 3 - Grants and Contributions Paid During the Year or Approved for Future Payment

Recipient	If recipient is an individual, show any relationship to any foundation manager or substantial contributor	Foundation status of recipient	Purpose of grant or contribution	Amount
Name and address (home or business)				
a <i>Paid during the year</i>				
ST LUKES COMMUNITY CENTER 5601 NEWYORK AVENUE NASHVILLE,TN 37209	NONE	EXEMPT	TO SUPPORT CHARITY	5,000
FRANKLIN CLASSICAL SCHOOL HILLSBORO ROAD FRANKLIN,TN 37069	NONE	EXEMPT	TO SUPPORT SCHOOL	3,000
OLYMPIC EQUESTRIAN TEAM PO BOX 7010 ALBERT LEA,MN 560078010	NONE	EXEMPT	TO SUPPORT CHARITY	3,000
NEW HOPE ACADEMY 1820 DOWNS BLVD FRANKLIN,TN 37064	NONE	EXEMPT	TO SUPPORT SCHOOL	5,000
HUMANE SOCIETY 213 OSCEOLA AVENUE NASHVILLE,TN 37209	NONE	EXEMPT	TO SUPPORT CHARITY	3,000
REFORMED UNIV FELLOWSHIP 1700 N BROWN ROAD 104 LAWRENCEVILLE,GA 30043	NONE	EXEMPT	TO SUPPORT CHARITY	2,000
FIFTY FORWARD 174 RAINS AVENUE NASHVILLE,TN 37203	NONE	EXEMPT	TO SUPPORT CHARITY	5,000
SWAN BALL 1200 FORREST PARK NASHVILLE,TN 37205	NONE	EXEMPT	TO SUPPORT CHARITY	5,000
ANTIQUES & GARDEN SHOW OF NASHVILLE PO BOX 50950 NASHVILLE,TN 37205	NONE	EXEMPT	TO SUPPORT CHARITY	1,500
Total  3a				980,200

TY 2013 Accounting Fees Schedule**Name:** LOUISE B WALLACE FOUNDATION 19700

C/O EQUITABLE TRUST COMPANY 19702

EIN: 58-1797048

Category	Amount	Net Investment Income	Adjusted Net Income	Disbursements for Charitable Purposes
TAX PREPRATION FEES	1,200			

TY 2013 Compensation Explanation**Name:** LOUISE B WALLACE FOUNDATION 19700

C/O EQUITABLE TRUST COMPANY 19702

EIN: 58-1797048

Person Name	Explanation
J BRANSFORD WALLACE JR	
ANNE B NESBITT	
ELIZABETH W CALDWELL	
ELENA W GRAVES	

**TY 2013 Investments Corporate
Bonds Schedule**

Name: LOUISE B WALLACE FOUNDATION 19700
C/O EQUITABLE TRUST COMPANY 19702
EIN: 58-1797048

Name of Bond	End of Year Book Value	End of Year Fair Market Value
FIXED INCOME FUNDS		

**TY 2013 Investments Corporate
Stock Schedule**

Name: LOUISE B WALLACE FOUNDATION 19700
C/O EQUITABLE TRUST COMPANY 19702
EIN: 58-1797048

Name of Stock	End of Year Book Value	End of Year Fair Market Value
MUTUAL FUNDS/EQUITIES	11,867,277	14,381,002

TY 2013 Investments - Other Schedule

Name: LOUISE B WALLACE FOUNDATION 19700

C/O EQUITABLE TRUST COMPANY 19702

EIN: 58-1797048

Category / Item	Listed at Cost or FMV	Book Value	End of Year Fair Market Value
ALTERNATIVE INVESTMENT FUNDS	AT COST	569,554	612,257
LIMITED PARTNERSHIP	AT COST		

TY 2013 Other Assets Schedule**Name:** LOUISE B WALLACE FOUNDATION 19700

C/O EQUITABLE TRUST COMPANY 19702

EIN: 58-1797048

Description	Beginning of Year - Book Value	End of Year - Book Value	End of Year - Fair Market Value
INVESTMENT INCOME RECEIVABLE 19700	6,252	1,636	1,636
INVESTMENT INCOME RECEIVABLE 19701		242	242
INVESTMENT INCOME RECEIVABLE 19702	246	255	255
CAPITAL GAIN RECEIVABLE 19702		18,654	18,654
LT CAP GAIN DIST RECEIVABLE 19702		4,125	4,125
CASH REVERSAL / RECEIVABLE		25,000	25,000

TY 2013 Other Increases Schedule**Name:** LOUISE B WALLACE FOUNDATION 19700

C/O EQUITABLE TRUST COMPANY 19702

EIN: 58-1797048

Description	Amount
2012 990-PF EXCISE TAX REFUND	13,289
REVERSAL OF PRIOR YR DISTRIBUTIONS	28,000
STOCK BASIS ADJUSTMENTS	2,462

TY 2013 Other Professional Fees Schedule**Name:** LOUISE B WALLACE FOUNDATION 19700

C/O EQUITABLE TRUST COMPANY 19702

EIN: 58-1797048

Category	Amount	Net Investment Income	Adjusted Net Income	Disbursements for Charitable Purposes
INVESTMENT ADVISORY FEES- TSB&J	72,204	72,204		
INVESTMENT ADVISORY FEES- LAZARD	7,397	7,397		
FIDUCIARY FEES - EQUITABLE TRUST	42,499			
SECURITY PROCESSING FEES	615			

TY 2013 Taxes Schedule**Name:** LOUISE B WALLACE FOUNDATION 19700

C/O EQUITABLE TRUST COMPANY 19702

EIN: 58-1797048

Category	Amount	Net Investment Income	Adjusted Net Income	Disbursements for Charitable Purposes
2013 ESTIMATED TAX PAYMENTS	11,955			
FOREIGN TAXES PAID 19700	456	456		
FOREIGN TAXES PAID 19701	14	14		
FOREIGN TAXES PAID 19702	43	43		
ADR FEES	58	58		

TY 2013 GeneralDependencySmall

Name: LOUISE B WALLACE FOUNDATION 19700
C/O EQUITABLE TRUST COMPANY 19702

EIN: 58-1797048



Business Name or Person Name:

Taxpayer Identification Number:

**Form, Line or Instruction
Reference:**

Regulations Reference:

Description: GENERAL FOOTNOTE

Attachment Information: IN DECEMBER 2012, CHARITABLE DISTRIBUTIONS WERE MADE BY THE LOUISE B. WALLACE FOUNDATION (THE "FOUNDATION") THAT DID NOT CLEAR THE BANK ACCOUNT. THEREFORE, ADJUSTMENTS (TOTALLING 28,000) WERE MADE IN 2013 TO REVERSE THESE AMOUNTS. TO CORRECTLY REFLECT THE EFFECTS OF THIS CHANGE, THE FOLLOWING ADJUSTMENTS HAVE BEEN MADE TO THE 2013 FORM 990-PF FOR THE FOUNDATION: (1) CHANGE (INCREASE) TO FUND BALANCE ON PART III, LINE 3, (2) REDUCTION OF ADJUSTED QUALIFIED DISTRIBUTIONS FOR 2012 ON PART V, LINE 1 AND (3) INCREASE IN UNDISTRIBUTED INCOME ON PART XIII, LINES 2A & 4A.

01/27/2014

RECIPIENT

Louise B. Wallace Foundation
Johnson B. Wallace, Jr., Trustee
110 Westhampton Place
Nashville TN 37205

PAYER

Equitable Trust Company
4400 Harding Pike, Suite 310
Nashville TN 37205

615-460-9240

RECIPIENT'S FEDERAL ID.

58-1797048

PAYER'S FEDERAL ID.

62-1460609

Account Number

19700

Agent Louise B Wallace Foundation

PROCEEDS FROM BROKER AND BARTER EXCHANGE TRANSACTIONS

2013 Form 1099 - B
OMB No. 1545-0715

Reported To IRS Gross Proceeds Less Commissions And Option Premiums

CUSIP/Symbol	Description (Box 8)	Date of Sale (Box 1a)	Date of Acquisition (Box 1b)	Quantity Sold (Box 1e)	Stock/Bond Proceeds (Box 2a)	Cost or Other Basis (Box 3)	FEDERAL INCOME TAX WITHHELD (Box 4)	Wash Sale Loss Disallowed (Box 5)	Recipient cannot take a Loss based on their Amount in Box 2 (Y/N) (Box 2b)
--------------	------------------------	--------------------------	------------------------------------	---------------------------	------------------------------------	-----------------------------------	--	--	---

Non-Covered (Box 6a checked - Basis not reported to IRS)

Short Term Sales (Box 1c checked as ST)

912796AA7/	US Treasury Bill	04/18/2013	10/15/2012	600000 0000	599,812 50	599,812 50	0 00	0 00	No
912795Z87/	US Treasury Bill	10/17/2013	04/17/2013	500000 0000	499,823 05	499,823 05	0 00	0 00	No
912796CG2/	US Treasury Bill	12/27/2013	10/07/2013	500000 0000	499,929 86	499,962 08	0 00	0 00	No

**Total Short Term Sales Reported on 1099-B
Report on Form 8949, Part I, with Box B checked**

1,600,000.0 1,599,565.4 1,599,597.6 0.00 0.00

Long Term Sales (Box 1c checked as LT)

863667101/SYK	Stryker Corp	04/22/2013	12/28/2010	1000 000000	64,131 66	54,169 20	0 00	0 00	No
863667101/SYK	Stryker Corp	04/22/2013	03/18/2010	4000 000000	256,526 66	225,958 80	0 00	0 00	No

CUSIP/Symbol	Description (Box 8)	Date of Sale (Box 1a)	Date of Acquisition (Box 1b)	Quantity Sold (Box 1e)	Stock/Bond Proceeds (Box 2a)	Cost or Other Basis (Box 3)	FEDERAL INCOME TAX WITHHELD (Box 4)	Wash Sale Loss Disallowed (Box 5)	Recipient cannot take a Loss based on their Amount in Box 2 (Y/N) (Box 2b)
002824100/ABT	Abbott Laboratories	05/01/2013	12/28/2010	1000 000000	37,040 67	22,783 37	0 00	0 00	No
002824100/ABT	Abbott Laboratories	05/01/2013	10/06/2010	3500 000000	129,642 34	89,329 65	0 00	0 00	No
251893103/DV	Devry Inc	06/04/2013	12/16/2010	2000 000000	60,438 95	88,880 00	0 00	0 00	No
251893103/DV	Devry Inc	06/04/2013	08/25/2010	4000 000000	120,877 90	152,532 00	0 00	0 00	No
790849103/STJ	St Jude Medical	08/02/2013	12/28/2010	1000 000000	52,499 58	42,900 00	0 00	0 00	No
790849103/STJ	St Jude Medical	08/02/2013	03/18/2010	5600 000000	293,997 69	224,151 70	0 00	0 00	No
291011104/EMR	Emerson Elec Co	08/22/2013	02/23/1987	2800 000000	173,512 98	24,593 67	0 00	0 00	No
291011104/EMR	Emerson Elec Co	08/22/2013	10/09/2002	200 000000	12,393 78	4,395 96	0 00	0 00	No
291011104/EMR	Emerson Elec Co	08/22/2013	10/26/1990	4000 000000	247,875 68	34,373 00	0 00	0 00	No

**Total Long Term Sales Reported on 1099-B
Report on Form 8949, Part II, with Box B checked**

29,100.000 1,448,937.8 964,067.35 0.00 0.00

Covered (Box 6b checked - Basis reported to IRS)

Short Term Sales (Box 1c checked as ST)

464287200/IVV	IShares S&P Index	03/04/2013	10/03/2012	1000 000000	152,527 18	145,429 90	0 00	0 00	No
464287200/IVV	IShares S&P Index	03/07/2013	12/24/2012	100 000000	15,555 04	14,318 00	0 00	0 00	No
464287200/IVV	IShares S&P Index	03/07/2013	10/03/2012	1400 000000	217,770 58	203,601 86	0 00	0 00	No
464287200/IVV	IShares S&P Index	05/01/2013	12/24/2012	2000 000000	320,053 23	286,360 00	0 00	0 00	No
464287200/IVV	IShares S&P Index	05/08/2013	12/24/2012	1300 000000	212,688 24	186,134 00	0 00	0 00	No
464287200/IVV	IShares S&P Index	05/08/2013	11/05/2012	900 000000	147,245 70	127,762 02	0 00	0 00	No
464287200/IVV	IShares S&P Index	07/17/2013	11/05/2012	1300 000000	219,724 52	184,545 14	0 00	0 00	No
464287200/IVV	IShares S&P Index	09/18/2013	08/02/2013	100 000000	17,182 68	17,120 59	0 00	0 00	No
464287200/IVV	IShares S&P Index	10/09/2013	08/02/2013	5200 000000	864,250 95	890,270 68	0 00	0 00	No

**Total Short Term Sales Reported on 1099-B
Report on Form 8949, Part I, with Box A checked**

13,300.000 2,166,998.1 2,055,542.1 0.00 0.00

Long Term Sales (Box 1c checked as LT)

681919106/OMC	Omnicom Group	02/08/2013	01/26/2012	8000 000000	439,750 14	375,417 60	0 00	0 00	No
863667101/SYK	Stryker Corp	04/22/2013	01/14/2011	1000 000000	64,131 66	57,572 40	0 00	0 00	No
002824100/ABT	Abbott Laboratories	05/01/2013	01/14/2011	1000 000000	37,040 67	22,731 32	0 00	0 00	No

CUSIP/Symbol	Description (Box 8)	Date of Sale (Box 1a)	Date of Acquisition (Box 1b)	Quantity Sold (Box 1e)	Stock/Bond Proceeds (Box 2a)	Cost or Other Basis (Box 3)	FEDERAL INCOME TAX WITHHELD (Box 4)	Wash Sale Loss Disallowed (Box 5)	Recipient cannot take a Loss based on their Amount in Box 2 (Y/N) (Box 2b)
002824100/ABT	Abbott Laboratories	05/01/2013	01/26/2011	500 000000	18,520 33	11,286 14	0 00	0 00	No
87612E106/TGT	Target Corp	05/28/2013	05/16/2012	3000 000000	212,695 70	167,773 80	0 00	0 00	No
251893103/DV	Devry Inc	06/04/2013	01/14/2011	1000 000000	30,219 47	46,430 00	0 00	0 00	No
438516106/HON	Honeywell Intl Inc	06/18/2013	06/11/2012	3500 000000	280,590 11	196,035 70	0 00	0 00	No
413875105/HRS	Harris Corp Del	08/02/2013	03/21/2011	3000 000000	171,194 42	143,115 30	0 00	0 00	No
413875105/HRS	Harris Corp Del	08/02/2013	06/21/2011	2000 000000	114,129 61	90,935 20	0 00	0 00	No
790849103/STJ	St Jude Medical	08/02/2013	01/26/2011	1000 000000	52,499 58	41,838 00	0 00	0 00	No
413875105/HRS	Harris Corp Del	08/02/2013	02/23/2011	3000 000000	171,194 42	139,896 60	0 00	0 00	No
790849103/STJ	St Jude Medical	08/02/2013	01/14/2011	1000 000000	52,499 58	41,610 00	0 00	0 00	No
87612E106/TGT	Target Corp	10/14/2013	05/16/2012	2500 000000	157,694 00	139,811 50	0 00	0 00	No
61945C103/MOS	The Mosaic Co	11/27/2013	05/03/2012	6000 000000	280,636 11	313,378 20	0 00	0 00	No

Total Long Term Sales Reported on 1099-B
Report on Form 8949, Part II, with Box A checked

36,500.000 2,082,795.8 1,787,831.7 0.00 0.00

Summary of Form 1099-B

1e	Quantity Sold	1,678,900.00
2a	Stock/Bond Proceeds	\$ 7,298,297 22
3	Cost or Other Basis	\$ 6,407,038.93
4	FEDERAL INCOME TAX WITHHELD	\$ 0 00
5	Wash Sale Loss Disallowed	\$ 0.00
7	Bartering	\$ 0.00
9	Profit (Loss) This Calendar Year	\$ 0.00
10	Unrealized Profit (Loss) Last Year	\$ 0 00
11	Unrealized Profit (Loss) This Year	\$ 0.00
12	Aggregate Profit (Loss)	\$ 0.00
15	STATE TAX WITHHELD	\$ 0.00

2nd TIN Notice : No

THIS IS IMPORTANT TAX INFORMATION AND IS BEING FURNISHED TO THE INTERNAL REVENUE SERVICE IF YOU ARE REQUIRED TO FILE A RETURN, A NEGLIGENCE PENALTY OR OTHER SANCTION MAY BE IMPOSED ON YOU IF THIS INCOME IS TAXABLE AND THE IRS DETERMINES THAT IT HAS NOT BEEN REPORTED.

01/27/2014

RECIPIENT

Louise B Wallace Foundation
Johnson B. Wallace, Jr., Trustee
110 Westhampton Place
Nashville TN 37205

PAYER

Equitable Trust Company
4400 Harding Pike, Suite 310
Nashville TN 37205

615-460-9240

RECIPIENT'S FEDERAL ID.

58-1797048

PAYER'S FEDERAL ID.

62-1460609

Account Number .

19701

Agt Louise B Wallace Fdn-Lazard

PROCEEDS FROM BROKER AND BARTER EXCHANGE TRANSACTIONS

2013 Form 1099 - B
OMB No. 1545-0715

Reported To IRS: Gross Proceeds Less Commissions And Option Premiums

CUSIP/Symbol	Description (Box 8)	Date of Sale (Box 1a)	Date of Acquisition (Box 1b)	Quantity Sold (Box 1e)	Stock/Bond Proceeds (Box 2a)	Cost or Other Basis (Box 3)	FEDERAL INCOME TAX WITHHELD (Box 4)	Wash Sale Loss Disallowed (Box 5)	Recipient cannot take a Loss based on their Amount in Box 4 (Y/N) (Box 2b)
--------------	------------------------	--------------------------	------------------------------------	---------------------------	------------------------------------	-----------------------------------	--	--	---

Covered (Box 6b checked - Basis reported to IRS)

Short Term Sales (Box 1c checked as ST)

17275R102/CSCO	Cisco Systems Inc	02/12/2013	01/29/2013	725 000000	15,259 16	15,188 24	0 00	0 00	No
90346E103/SLCA	US Silica Holdings Inc	02/15/2013	01/29/2013	195 000000	3,896 99	3,958 46	0 00	0 00	No
90346E103/SLCA	US Silica Holdings Inc	02/19/2013	01/29/2013	100 000000	2,001 07	2,029 98	0 00	0 00	No
20030N200/CMCSK	Comcast Corp New Cl A Spl	02/21/2013	01/29/2013	255 000000	9,713 52	9,670 44	0 00	0 00	No
20030N200/CMCSK	Comcast Corp New Cl A Spl	02/27/2013	01/29/2013	128 000000	4,929 99	4,854 18	0 00	0 00	No
90346E103/SLCA	US Silica Holdings Inc	02/28/2013	01/29/2013	173 000000	4,183 21	3,511 87	0 00	0 00	No
20030N200/CMCSK	Comcast Corp New Cl A Spl	02/28/2013	01/29/2013	64 000000	2,462 99	2,427 09	0 00	0 00	No
90346E103/SLCA	US Silica Holdings Inc	03/01/2013	01/29/2013	172 000000	4,095 17	3,491 57	0 00	0 00	No
089302103/BIG	Big Lots Inc	03/04/2013	01/29/2013	188 000000	6,185 40	6,028 31	0 00	0 00	No

CUSIP/Symbol	Description (Box 8)	Date of Sale (Box 1a)	Date of Acquisition (Box 1b)	Quantity Sold (Box 1e)	Stock/Bond Proceeds (Box 2a)	Cost or Other Basis (Box 3)	FEDERAL INCOME TAX WITHHELD (Box 4)	Wash Sale Loss Disallowed (Box 5)	Recipient cannot take a Loss based on their Amount in Box 2 (Y/N) (Box 2b)
20030N200/CMCSK	Comcast Corp New Cl A Spl	03/04/2013	01/29/2013	63 000000	2,426 45	2,389 17	0 00	0 00	No
089302103/BIG	Big Lots Inc	03/05/2013	01/29/2013	187 000000	6,224 59	5,996 25	0 00	0 00	No
375558103/GILD	Gilead Sciences Inc	03/06/2013	01/29/2013	135 000000	6,093 63	5,337 20	0 00	0 00	No
375558103/GILD	Gilead Sciences Inc	03/15/2013	01/29/2013	695 000000	31,370 96	27,476 68	0 00	0 00	No
418056107/HAS	Hasbro Inc	03/27/2013	01/29/2013	263 000000	11,483 64	9,711 33	0 00	0 00	No
418056107/HAS	Hasbro Inc	03/28/2013	01/29/2013	262 000000	11,484 48	9,674 40	0 00	0 00	No
931142103/WMT	Wal-Mart Stores Inc	04/10/2013	01/29/2013	205 000000	15,935 52	14,337 70	0 00	0 00	No
92553P201/VIAB	Viacom Inc Class B	04/15/2013	01/29/2013	105 000000	6,804 70	6,137 63	0 00	0 00	No
92553P201/VIAB	Viacom Inc Class B	04/16/2013	01/29/2013	105 000000	6,880 07	6,137 63	0 00	0 00	No
126650100/CVS	CVS/Caremark Corp	04/17/2013	01/29/2013	300 000000	17,134 39	15,473 04	0 00	0 00	No
428236103/HPQ	Hewlett-Packard Co	04/17/2013	01/29/2013	1335 000000	27,322 83	22,584 06	0 00	0 00	No
20030N200/CMCSK	Comcast Corp New Cl A Spl	04/17/2013	01/29/2013	260 000000	10,114 84	9,860 06	0 00	0 00	No
20030N200/CMCSK	Comcast Corp New Cl A Spl	04/18/2013	01/29/2013	260 000000	10,013 38	9,860 06	0 00	0 00	No
126650100/CVS	CVS/Caremark Corp	04/18/2013	01/29/2013	300 000000	17,051 65	15,473 04	0 00	0 00	No
089302103/BIG	Big Lots Inc	05/02/2013	01/29/2013	310 000000	11,283 15	9,940 31	0 00	0 00	No
22025Y407/CXW	Corrections Corp America	05/02/2013	01/29/2013	260 000000	9,466 95	9,889 65	0 00	0 00	No
089302103/BIG	Big Lots Inc	05/03/2013	01/29/2013	310 000000	11,178 46	9,940 30	0 00	0 00	No
22025Y407/CXW	Corrections Corp America	05/03/2013	01/29/2013	260 000000	9,606 00	9,889 64	0 00	0 00	No
47102X105/JNS	Janus Capital Group Inc	05/14/2013	01/29/2013	500 000000	4,271 85	4,726 65	0 00	0 00	No
47102X105/JNS	Janus Capital Group Inc	05/15/2013	01/29/2013	858 000000	7,348 34	8,110 93	0 00	0 00	No
717081103/PFE	Pfizer Inc	05/17/2013	01/29/2013	475 000000	13,759 30	13,049 63	0 00	0 00	No
47102X105/JNS	Janus Capital Group Inc	05/20/2013	01/29/2013	200 000000	1,764 32	1,890 66	0 00	0 00	No
47102X105/JNS	Janus Capital Group Inc	05/22/2013	01/29/2013	1157 000000	9,886 96	10,937 47	0 00	0 00	No
52602E102/LPS	Lender Processing Services Inc	05/23/2013	05/08/2013	500 000000	16,405 06	14,151 55	0 00	0 00	No
52602E102/LPS	Lender Processing Services Inc	05/23/2013	05/08/2013	70 000000	2,301 59	1,981 22	0 00	0 00	No
22025Y407/CXW	Corrections Corp America	05/29/2013	05/21/2013	64 000000	2,279 79	2,489 61	0 00	0 00	No
14170T101/CFN	CareFusion Corporation	05/30/2013	01/29/2013	325 000000	11,927 97	10,107 34	0 00	0 00	No
52602E102/LPS	Lender Processing Services Inc	05/30/2013	05/08/2013	215 000000	7,194 05	6,085 17	0 00	0 00	No

CUSIP/Symbol	Description (Box 8)	Date of Sale (Box 1a)	Date of Acquisition (Box 1b)	Quantity Sold (Box 1e)	Stock/Bond Proceeds (Box 2a)	Cost or Other Basis (Box 3)	FEDERAL INCOME TAX WITHHELD (Box 4)	Wash Sale Loss Disallowed (Box 5)	Recipient cannot take a Loss based on their Amount in Box 2 (Y/N) (Box 2b)
52602E102/LPS	Lender Processing Services Inc	05/30/2013	05/03/2013	785 000000	26,266 66	22,030 48	0 00	0 00	No
22025Y407/CXW	Corrections Corp America	05/30/2013	05/21/2013	0 680000	24 45	26 45	0 00	0 00	No
17275R102/CSCO	Cisco Systems Inc	06/21/2013	01/29/2013	515 000000	12,552 03	10,788 89	0 00	0 00	No
929042109/VNO	Vornado Realty Trust	06/21/2013	01/29/2013	300 000000	23,307 40	25,633 50	0 00	0 00	No
98978V103/ZTS	Zoetis Inc	07/09/2013	04/23/2013	0 030000	0 87	0 95	0 00	0 00	No
931142103/WMT	Wal-Mart Stores Inc	07/26/2013	01/29/2013	110 000000	8,514 68	7,693 40	0 00	0 00	No
871829107/SYY	Sysco Corp	07/26/2013	06/03/2013	195 000000	6,719 33	6,543 23	0 00	0 00	No
871829107/SYY	Sysco Corp	07/26/2013	06/03/2013	135 000000	4,651 84	4,526 82	0 00	0 00	No
871829107/SYY	Sysco Corp	07/30/2013	06/03/2013	65 000000	2,266 06	2,179 58	0 00	0 00	No
871829107/SYY	Sysco Corp	07/30/2013	01/29/2013	100 000000	3,486 24	3,168 14	0 00	0 00	No
871829107/SYY	Sysco Corp	07/31/2013	01/29/2013	165 000000	5,695 77	5,227 43	0 00	0 00	No
931142103/WMT	Wal-Mart Stores Inc	08/06/2013	01/29/2013	430 000000	33,518 99	30,074 20	0 00	0 00	No
594918104/MSFT	Microsoft Corp	08/07/2013	01/29/2013	650 000000	20,302 39	18,098 99	0 00	0 00	No
H89128104/TYC	Tyco International Ltd	08/12/2013	04/26/2013	225 000000	7,795 28	7,315 18	0 00	0 00	No
58155Q103/MCK	McKesson Corp	08/13/2013	01/29/2013	68 000000	8,389 66	7,213 45	0 00	0 00	No
37045V100/GM	General Motors Co	08/15/2013	04/19/2013	135 000000	4,710 47	3,939 54	0 00	0 00	No
871829107/SYY	Sysco Corp	08/15/2013	01/29/2013	790 000000	25,636 87	25,028 31	0 00	0 00	No
58155Q103/MCK	McKesson Corp	08/19/2013	01/29/2013	67 000000	8,175 18	7,107 37	0 00	0 00	No
594918104/MSFT	Microsoft Corp	08/23/2013	01/29/2013	645 000000	22,307 90	17,959 77	0 00	0 00	No
37045V100/GM	General Motors Co	09/13/2013	01/29/2013	23 000000	833 14	653 79	0 00	0 00	No
37045V100/GM	General Motors Co	09/13/2013	04/19/2013	200 000000	7,244 67	5,836 36	0 00	0 00	No
37045V100/GM	General Motors Co	09/13/2013	03/12/2013	250 000000	9,055 84	7,114 73	0 00	0 00	No
37045V100/GM	General Motors Co	09/16/2013	01/29/2013	472 000000	17,150 91	13,416 93	0 00	0 00	No
90346E103/SLCA	US Silica Holdings Inc	10/10/2013	01/29/2013	180 000000	5,618 13	3,653 96	0 00	0 00	No
90346E103/SLCA	US Silica Holdings Inc	10/15/2013	01/29/2013	40 000000	1,321 77	811 99	0 00	0 00	No
90346E103/SLCA	US Silica Holdings Inc	10/15/2013	01/29/2013	100 000000	3,306 19	2,029 98	0 00	0 00	No
58155Q103/MCK	McKesson Corp	10/18/2013	01/29/2013	18 000000	2,545 13	1,909 44	0 00	0 00	No
58155Q103/MCK	McKesson Corp	10/21/2013	01/29/2013	17 000000	2,393 39	1,803 36	0 00	0 00	No

CUSIP/Symbol	Description (Box 8)	Date of Sale (Box 1a)	Date of Acquisition (Box 1b)	Quantity Sold (Box 1e)	Stock/Bond Proceeds (Box 2a)	Cost or Other Basis (Box 3)	FEDERAL INCOME TAX WITHHELD (Box 4)	Wash Sale Loss Disallowed (Box 5)	Recipient cannot take a Loss based on their Amount in Box 2 (Y/N) (Box 2b)
717081103/PFE	Pfizer Inc	10/23/2013	01/29/2013	255 000000	7,802 50	7,005 59	0 00	0 00	No
717081103/PFE	Pfizer Inc	10/24/2013	01/29/2013	255 000000	7,837 90	7,005 59	0 00	0 00	No
90346E103/SLCA	US Silica Holdings Inc	10/31/2013	01/29/2013	200 000000	6,997 61	4,059 96	0 00	0 00	No
90346E103/SLCA	US Silica Holdings Inc	11/04/2013	01/29/2013	60 000000	2,110 46	1,217 99	0 00	0 00	No
90346E103/SLCA	US Silica Holdings Inc	11/04/2013	01/29/2013	100 000000	3,520 53	2,029 98	0 00	0 00	No
717081103/PFE	Pfizer Inc	11/12/2013	01/29/2013	0 010000	0 30	0 27	0 00	0 00	No
559079207/MGLN	Magellan Health Services Inc	11/15/2013	07/11/2013	90 000000	5,515 10	5,153 69	0 00	0 00	No
559079207/MGLN	Magellan Health Services Inc	11/18/2013	07/11/2013	5 000000	306 91	286 32	0 00	0 00	No
14170T101/CFN	CareFusion Corporation	11/18/2013	01/29/2013	138 000000	5,336 86	4,291 73	0 00	0 00	No
559079207/MGLN	Magellan Health Services Inc	11/18/2013	06/20/2013	40 000000	2,455 28	2,245 62	0 00	0 00	No
14170T101/CFN	CareFusion Corporation	11/19/2013	01/29/2013	137 000000	5,277 63	4,260 63	0 00	0 00	No
559079207/MGLN	Magellan Health Services Inc	11/20/2013	06/20/2013	45 000000	2,698 20	2,526 32	0 00	0 00	No
529043101/LXP	Lexington Realty Trust	11/26/2013	03/07/2013	213 000000	2,197 42	2,522 18	0 00	0 00	No
529043101/LXP	Lexington Realty Trust	11/26/2013	03/08/2013	140 000000	1,444 31	1,690 93	0 00	0 00	No
032511107/APC	Anadarko Petroleum	11/26/2013	07/30/2013	175 000000	15,767 50	15,361 08	0 00	0 00	No
529043101/LXP	Lexington Realty Trust	11/26/2013	03/08/2013	140 000000	1,444 31	1,685 60	0 00	0 00	No
529043101/LXP	Lexington Realty Trust	12/02/2013	03/07/2013	67 000000	685 23	793 36	0 00	0 00	No
529043101/LXP	Lexington Realty Trust	12/02/2013	03/06/2013	425 000000	4,346 61	4,968 42	0 00	0 00	No
032511107/APC	Anadarko Petroleum	12/13/2013	07/30/2013	300 000000	22,881 77	26,333 28	0 00	0 00	No
032511107/APC	Anadarko Petroleum	12/13/2013	07/30/2013	100 000000	7,486 63	8,777 76	0 00	0 00	No
032511107/APC	Anadarko Petroleum	12/16/2013	07/30/2013	60 000000	4,745 69	5,266 66	0 00	0 00	No
Total Short Term Sales Reported on 1099-B Report on Form 8949, Part I, with Box A checked				21,604.720	736,392.41	674,067.70	0.00	0.00	

Summary of Form 1099-B

1e	Quantity Sold	21,604.72
2a	Stock/Bond Proceeds	\$ 736,392.41
3	Cost or Other Basis	\$ 674,067.70
4	FEDERAL INCOME TAX WITHHELD	\$ 0.00
5	Wash Sale Loss Disallowed	\$ 0.00
7	Bartering	\$ 0.00
9	Profit (Loss) This Calendar Year	\$ 0.00
10	Unrealized Profit (Loss) Last Year	\$ 0.00
11	Unrealized Profit (Loss) This Year	\$ 0.00
12	Aggregate Profit (Loss)	\$ 0.00
15	STATE TAX WITHHELD	\$ 0.00

2nd TIN Notice . No

THIS IS IMPORTANT TAX INFORMATION AND IS BEING FURNISHED TO THE INTERNAL
REVENUE SERVICE. IF YOU ARE REQUIRED TO FILE A RETURN, A NEGLIGENCE PENALTY OR
OTHER SANCTION MAY BE IMPOSED ON YOU IF THIS INCOME IS TAXABLE AND THE IRS
DETERMINES THAT IT HAS NOT BEEN REPORTED

01/27/2014

RECIPIENT

Louise B. Wallace Foundation
Johnson B Wallace, Jr , Trustee
110 Westhampton Place
Nashville TN 37205

PAYER

Equitable Trust Company
4400 Harding Pike, Suite 310
Nashville TN 37205

615-460-9240

RECIPIENT'S FEDERAL ID.

58-1797048

PAYER'S FEDERAL ID

62-1460609

Account Number

19702

Agt Louise B Wallace Fdtn - ETC

PROCEEDS FROM BROKER AND BARTER EXCHANGE TRANSACTIONS

2013 Form 1099 - B

OMB No. 1545-0715

Reported To IRS. Gross Proceeds Less Commissions And Option Premiums

CUSIP/Symbol	Description (Box 8)	Date of Sale (Box 1a)	Date of Acquisition (Box 1b)	Quantity Sold (Box 1e)	Stock/Bond Proceeds (Box 2a)	Cost or Other Basis (Box 3)	FEDERAL INCOME TAX WITHHELD (Box 4)	Wash Sale Loss Disallowed (Box 5)	Recipient cannot take a Loss based on their Amount in Box 2 (Y/N) (Box 2b)
--------------	------------------------	--------------------------	------------------------------------	---------------------------	------------------------------------	-----------------------------------	--	--	---

Non-Covered (Box 6a checked - Basis not reported to IRS)

Long Term Sales (Box 1c checked as LT)

45070A404/IVIQX	IVA International Instl	01/10/2013	07/07/2011	1358 278000	21,406 46	23,471 05	0 00	0 00	No
45070A404/IVIQX	IVA International Instl	01/10/2013	02/24/2011	2750 849000	43,353 38	44,948 87	0 00	0 00	No
74254U481/PHYTX	Prncipal High Yield Instl	01/14/2013	07/07/2011	3882 723000	30,751 17	31,294 75	0 00	0 00	No
637071101/NOV	National Oilwell Varco Inc	02/01/2013	08/20/2009	175 000000	12,453 07	6,625 03	0 00	0 00	No
78463V107/GLD	SPDR Gold Shares	07/17/2013	04/16/2010	79 000000	9,775 30	8,828 09	0 00	0 00	No
714199106/PRPFX	Permanent Portfolio	07/31/2013	07/07/2011	638 928000	29,716 54	31,294 71	0 00	0 00	No
714199106/PRPFX	Permanent Portfolio	07/31/2013	07/19/2011	309 952000	14,415 87	15,389 12	0 00	0 00	No
714199106/PRPFX	Permanent Portfolio	07/31/2013	08/26/2010	1477 705000	68,728 06	60,157 37	0 00	0 00	No
714199106/PRPFX	Permanent Portfolio	07/31/2013	09/08/2010	96 015000	4,465 66	4,000 00	0 00	0 00	No

CUSIP/Symbol	Description (Box 8)	Date of Sale (Box 1a)	Date of Acquisition (Box 1b)	Quantity Sold (Box 1e)	Stock/Bond Proceeds (Box 2a)	Cost or Other Basis (Box 3)	FEDERAL INCOME TAX WITHHELD (Box 4)	Wash Sale Loss Disallowed (Box 5)	Recipient cannot take a Loss based on their Amount in Box 2 (Y/N) (Box 2b)
19247U106/CSRIX	Cohen & Steers Realty Instl	08/13/2013	07/19/2011	565 725000	24,580 75	24,314 85	0 00	0 00	No
19247U106/CSRIX	Cohen & Steers Realty Instl	08/13/2013	02/17/2010	741 010000	32,196 88	22,096 93	0 00	0 00	No
19247U106/CSRIX	Cohen & Steers Realty Instl	08/13/2013	05/13/2010	696 185000	30,249 24	25,000 00	0 00	0 00	No
19247U106/CSRIX	Cohen & Steers Realty Instl	08/13/2013	04/16/2009	727 449000	31,607 66	15,000 00	0 00	0 00	No
19247U106/CSRIX	Cohen & Steers Realty Instl	08/13/2013	08/18/2009	903 861000	39,272 76	22,298 25	0 00	0 00	No
41664M474/HLAIX	Hartford Global All Asset Inst	08/29/2013	07/19/2011	1347 562000	15,577 82	15,389 16	0 00	0 00	No
41664M474/HLAIX	Hartford Global All Asset Inst	08/29/2013	07/13/2011	4385 965000	50,701 75	50,000 00	0 00	0 00	No
002824100/ABT	Abbott Laboratories	09/04/2013	08/23/2010	150 000000	5,005 43	3,593 80	0 00	0 00	No
459200101/IBM	International Business Machine	10/18/2013	04/22/2008	20 000000	3,469 85	2,487 77	0 00	0 00	No
459200101/IBM	International Business Machine	10/18/2013	03/12/2008	60 000000	10,409 53	7,069 23	0 00	0 00	No
78463V107/GLD	SPDR Gold Shares	11/27/2013	02/26/2010	125 000000	14,905 13	13,613 38	0 00	0 00	No
78463V107/GLD	SPDR Gold Shares	11/27/2013	04/16/2010	106 000000	12,639 55	11,845 29	0 00	0 00	No
78463V107/GLD	SPDR Gold Shares	11/27/2013	11/21/2008	80 000000	9,539 28	6,208 80	0 00	0 00	No
78463V107/GLD	SPDR Gold Shares	11/27/2013	02/11/2010	120 000000	14,308 93	12,874 49	0 00	0 00	No
72201F516/PELBX	PIMCO Emerging Local Bond Inst	12/04/2013	03/22/2011	2139 652000	19,941 56	22,744 50	0 00	0 00	No
72201F516/PELBX	PIMCO Emerging Local Bond Inst	12/04/2013	07/07/2011	3461 560000	32,261 74	38,492 55	0 00	0 00	No
314172560/SVAIX	Federated Strategic Value Divi	12/19/2013	09/13/2011	15802 00000 0	91,019 52	70,634 94	0 00	0 00	No
464287234/EEM	IShares MSCI Emerging Mkts Ind	12/19/2013	02/26/2010	750 000000	30,442 05	29,159 92	0 00	0 00	No
314172560/SVAIX	Federated Strategic Value Divi	12/19/2013	09/27/2011	30167 59700 0	173,765 36	136,960 89	0 00	0 00	No
00287Y109/ABBV	AbbVie Inc	12/20/2013	08/23/2010	150 000000	7,862 88	3,897 17	0 00	0 00	No
742718109/PG	Procter & Gamble Co	12/20/2013	03/05/2010	125 000000	10,284 83	7,934 61	0 00	0 00	No
742718109/PG	Procter & Gamble Co	12/20/2013	02/02/2010	100 000000	8,227 87	6,286 46	0 00	0 00	No
29250N105/ENB	Enbridge Inc	12/20/2013	11/15/2010	300 000000	12,757 37	8,282 52	0 00	0 00	No
29250N105/ENB	Enbridge Inc	12/20/2013	08/24/2010	200 000000	8,504 91	4,958 37	0 00	0 00	No
922031836/VFSUX	Vanguard Short-Term Investment	12/23/2013	06/03/2010	2652 207000	28,378 62	28,299 05	0 00	0 00	No
416649804/HFLIX	Hartford Floating Rate Instl	12/23/2013	07/07/2011	3524 184000	31,858 62	31,294 75	0 00	0 00	No
922031836/VFSUX	Vanguard Short-Term Investment	12/23/2013	07/07/2011	3144 031000	33,641 13	33,798 33	0 00	0 00	No

CUSIP/Symbol	Description (Box 8)	Date of Sale (Box 1a)	Date of Acquisition (Box 1b)	Quantity Sold (Box 1e)	Stock/Bond Proceeds (Box 2a)	Cost or Other Basis (Box 3)	FEDERAL INCOME TAX WITHHELD (Box 4)	Wash Sale Loss Disallowed (Box 5)	Recipient cannot take a Loss based on their Amount in Box 2 (Y/N) (Box 2b)
Total Long Term Sales Reported on 1099-B Report on Form 8949, Part II, with Box B checked				83,313.438	1,018,476.5	880,545.00	0.00	0.00	
<u>Covered (Box 6b checked - Basis reported to IRS)</u>									
<u>Short Term Sales (Box 1c checked as ST)</u>									
268648102/EMC	EMC Corp	01/03/2013	04/11/2012	500 000000	12,189.77	14,339.79	0.00	0.00	No
828806109/SPG	Simon Property Group Inc	01/03/2013	07/26/2012	150 000000	23,876.46	23,879.98	0.00	0.00	No
74254U481/PHYTX	Principal High Yield Instl	01/14/2013	03/28/2012	3285 151000	26,018.39	25,000.00	0.00	0.00	No
84265V105/SCCO	Southern Copper Corp	01/24/2013	03/09/2012	125 000000	5,198.63	4,030.13	0.00	0.00	No
055921100/BMC	BMC Software	01/30/2013	06/15/2012	500 000000	20,759.53	21,699.95	0.00	0.00	No
637071101/NOV	National Oilwell Varco Inc	02/01/2013	09/05/2012	175 000000	12,453.07	13,722.73	0.00	0.00	No
922031810/VFIDX	Vanguard Inter-Term Investmen	03/08/2013	03/28/2012	7403 751000	75,666.34	75,000.00	0.00	0.00	No
57060U837/KOL	Market Vectors Coal ETF	03/25/2013	01/31/2013	800 000000	18,055.59	20,143.87	0.00	0.00	No
30303M102/FB	Facebook Inc	04/15/2013	12/18/2012	275 000000	7,280.30	7,499.19	0.00	0.00	No
30303M102/FB	Facebook Inc	04/15/2013	02/14/2013	200 000000	5,294.76	5,675.99	0.00	0.00	No
30303M102/FB	Facebook Inc	04/15/2013	12/07/2012	550 000000	14,560.59	15,146.94	0.00	0.00	No
461202103/INTU	Intuit Inc	04/15/2013	01/11/2013	300 000000	19,074.65	18,830.97	0.00	0.00	No
73935A104/QQQ	Powershares QQQ Trust	04/17/2013	04/02/2013	570 000000	38,821.89	39,500.94	0.00	0.00	No
73935A104/QQQ	Powershares QQQ Trust	04/17/2013	01/10/2013	1175 000000	80,027.57	78,842.38	0.00	0.00	No
73935A104/QQQ	Powershares QQQ Trust	04/17/2013	02/26/2013	575 000000	39,162.43	38,094.61	0.00	0.00	No
73935A104/QQQ	Powershares QQQ Trust	04/17/2013	03/05/2013	575 000000	39,162.43	39,531.19	0.00	0.00	No
776696106/ROP	Roper Industries Inc	04/30/2013	06/12/2012	100 000000	11,926.65	9,995.99	0.00	0.00	No
776696106/ROP	Roper Industries Inc	04/30/2013	01/03/2013	50 000000	5,963.32	5,766.50	0.00	0.00	No
253868103/DLR	Digital Realty Trust Inc	05/14/2013	11/07/2012	400 000000	26,162.33	24,587.64	0.00	0.00	No
81369Y605/XLF	Financial Select Sector SPDR	08/13/2013	01/03/2013	700 000000	14,125.82	11,844.00	0.00	0.00	No
46625H100/JPM	JP Morgan Chase & Co	09/24/2013	08/13/2013	175 000000	8,860.12	9,532.24	0.00	0.00	No
74460D109/PSA	Public Storage Inc	11/18/2013	04/26/2013	100 000000	15,996.17	16,007.99	0.00	0.00	No
81369Y803/XLK	Select Technology Sector SPDR	11/20/2013	09/10/2013	350 000000	11,913.83	11,353.76	0.00	0.00	No
17275R102/CSCO	Cisco Systems Inc	11/22/2013	08/29/2013	850 000000	18,164.27	20,178.92	0.00	0.00	No

CUSIP/Symbol	Description (Box 8)	Date of Sale (Box 1a)	Date of Acquisition (Box 1b)	Quantity Sold (Box 1e)	Stock/Bond Proceeds (Box 2a)	Cost or Other Basis (Box 3)	FEDERAL INCOME TAX WITHHELD (Box 4)	Wash Sale Loss Disallowed (Box 5)	Recipient cannot take a Loss based on their Amount in Box 2 (Y/N) (Box 2b)
17275R102/CSCO	Cisco Systems Inc	11/22/2013	11/12/2013	250 000000	5,342 43	5,934 90	0 00	0 00	No
854502101/SWK	Stanley Black & Decker Inc	12/04/2013	03/08/2013	300 000000	23,684 59	23,792 34	0 00	0 00	No
46625H100/JPM	JP Morgan Chase & Co	12/19/2013	08/13/2013	175 000000	10,029 10	9,532 23	0 00	0 00	No
464287234/EEM	IShares MSCI Emerging Mkts Ind	12/19/2013	01/29/2013	1750 000000	71,031 43	77,595 00	0 00	0 00	No
580135101/MCD	McDonalds Corp	12/19/2013	11/12/2013	300 000000	28,494 52	29,290 71	0 00	0 00	No
81369Y803/XLK	Select Technology Sector SPDR	12/19/2013	09/10/2013	500 000000	17,394 75	16,219 65	0 00	0 00	No
742718109/PG	Procter & Gamble Co	12/20/2013	01/03/2013	250 000000	20,569 67	17,277 48	0 00	0 00	No
655044105/NBL	Noble Energy Inc	12/31/2013	09/27/2013	400 000000	27,035 56	26,859 96	0 00	0 00	No
046353108/AZN	Astrazeneca PLC ADR	12/31/2013	09/04/2013	250 000000	14,802 27	12,357 48	0 00	0 00	No

Total Short Term Sales Reported on 1099-B

24,058.902 769,099.23 769,065.45 0.00 0.00

Report on Form 8949, Part I, with Box A checked

Long Term Sales (Box 1c checked as LT)

778296103/ROST	Ross Stores Inc	01/02/2013	11/21/2011	200 000000	10,626 24	8,726 81	0 00	0 00	No
718172109/PM	Philip Morris International	01/03/2013	07/19/2011	125 000000	10,696 02	8,568 75	0 00	0 00	No
544147101/LO	Lorillard Inc	01/03/2013	10/07/2011	50 000000	5,960 37	5,805 98	0 00	0 00	No
966837106/WFM	Whole Foods Market Inc	01/10/2013	11/01/2011	125 000000	11,028 51	8,786 41	0 00	0 00	No
84265V105/SCCO	Southern Copper Corp	01/24/2013	11/08/2011	252 000000	10,480 45	8,186 52	0 00	0 00	No
754907103/RYN	Rayonier Inc	01/24/2013	07/12/2011	200 000000	11,196 71	8,989 97	0 00	0 00	No
125269100/CF	CF Industries Holdings	02/25/2013	01/25/2012	50 000000	9,998 28	8,780 10	0 00	0 00	No
125269100/CF	CF Industries Holdings	02/25/2013	02/08/2012	25 000000	4,999 14	4,772 30	0 00	0 00	No
776696106/ROP	Roper Industries Inc	04/30/2013	11/11/2011	100 000000	11,926 64	8,546 25	0 00	0 00	No
025816109/AXP	American Express Co	05/22/2013	02/07/2012	75 000000	5,727 86	3,937 78	0 00	0 00	No
78463V107/GLD	SPDR Gold Shares	07/17/2013	09/26/2011	200 000000	24,747 59	31,240 00	0 00	0 00	No
78463V107/GLD	SPDR Gold Shares	07/17/2013	02/16/2011	65 000000	8,042 97	8,724 30	0 00	0 00	No
78463V107/GLD	SPDR Gold Shares	07/17/2013	06/05/2012	225 000000	27,841 04	35,322 37	0 00	0 00	No
78463V107/GLD	SPDR Gold Shares	07/17/2013	10/12/2011	240 000000	29,697 10	39,251 04	0 00	0 00	No
16941M109/CHL	China Mobile Ltd ADR	08/09/2013	07/07/2011	375 000000	19,981 53	17,670 00	0 00	0 00	No
81369Y605/XLF	Financial Select Sector SPDR	08/13/2013	10/19/2011	450 000000	9,080 89	5,835 96	0 00	0 00	No

CUSIP/Symbol	Description (Box 8)	Date of Sale (Box 1a)	Date of Acquisition (Box 1b)	Quantity Sold (Box 1e)	Stock/Bond Proceeds (Box 2a)	Cost or Other Basis (Box 3)	FEDERAL INCOME TAX WITHHELD (Box 4)	Wash Sale Loss Disallowed (Box 5)	Recipient cannot take a Loss based on their Amount in Box 2 (Y/N) (Box 2b)
002824100/ABT	Abbott Laboratories	09/04/2013	07/13/2011	150 000000	5,005 43	3,836 33	0 00	0 00	No
002824100/ABT	Abbott Laboratories	09/04/2013	05/24/2012	100 000000	3,336 95	2,998 44	0 00	0 00	No
754907103/RYN	Rayonier Inc	11/01/2013	07/12/2011	197 000000	9,150 23	8,855 13	0 00	0 00	No
754907103/RYN	Rayonier Inc	11/01/2013	08/26/2011	100 000000	4,644 79	4,006 04	0 00	0 00	No
754907103/RYN	Rayonier Inc	11/01/2013	05/02/2012	153 000000	7,106 53	6,977 55	0 00	0 00	No
74460D109/PSA	Public Storage Inc	11/18/2013	10/03/2012	200 000000	31,992 35	28,189 98	0 00	0 00	No
72201F516/PELBX	PIMCO Emerging Local Bond Inst	12/04/2013	03/28/2012	4659 832000	43,429 63	50,000 00	0 00	0 00	No
05534B760/BCE	BCE Inc	12/19/2013	12/12/2011	350 000000	14,867 78	14,034 90	0 00	0 00	No
20825C104/COP	ConocoPhillips	12/19/2013	06/12/2012	350 000000	24,128 62	19,036 47	0 00	0 00	No
478160104/JNJ	Johnson & Johnson	12/19/2013	03/28/2012	100 000000	9,182 84	6,553 95	0 00	0 00	No
25243Q205/DEO	Diageo ADR PLC New	12/19/2013	12/15/2011	100 000000	12,817 79	8,456 94	0 00	0 00	No
20825C104/COP	ConocoPhillips	12/19/2013	06/12/2012	200 000000	13,787 78	10,955 98	0 00	0 00	No
05534B760/BCE	BCE Inc	12/19/2013	04/03/2012	175 000000	7,433 89	7,153 98	0 00	0 00	No
478160104/JNJ	Johnson & Johnson	12/19/2013	05/02/2012	75 000000	6,887 13	4,895 73	0 00	0 00	No
464287234/EEM	IShares MSCI Emerging Mkts Ind	12/19/2013	05/17/2012	750 000000	30,442 05	28,672 43	0 00	0 00	No
05534B760/BCE	BCE Inc	12/19/2013	05/29/2012	125 000000	5,309 92	4,967 49	0 00	0 00	No
92343V104/VZ	Verizon Communications Corp	12/19/2013	08/31/2011	400 000000	19,355 70	14,508 00	0 00	0 00	No
00287Y109/ABBV	AbbVie Inc	12/20/2013	05/24/2012	100 000000	5,241 92	3,251 56	0 00	0 00	No
00287Y109/ABBV	AbbVie Inc	12/20/2013	07/13/2011	150 000000	7,862 87	4,160 17	0 00	0 00	No
577081102/MAT	Mattel Inc	12/20/2013	05/02/2012	220 000000	9,959 25	7,444 78	0 00	0 00	No
742718109/PG	Procter & Gamble Co	12/20/2013	07/13/2011	50 000000	4,113 93	3,245 50	0 00	0 00	No
29250N105/ENB	Enbridge Inc	12/20/2013	06/12/2012	250 000000	10,631 14	9,629 98	0 00	0 00	No
416649804/HFLIX	Hartford Floating Rate Instl	12/23/2013	03/28/2012	2828 054000	25,565 61	25,000 00	0 00	0 00	No
478160104/JNJ	Johnson & Johnson	12/31/2013	05/02/2012	75 000000	6,859 39	4,895 72	0 00	0 00	No
478160104/JNJ	Johnson & Johnson	12/31/2013	08/26/2011	200 000000	18,291 70	12,749 60	0 00	0 00	No
053015103/ADP	Automatic Data Processing Inc	12/31/2013	07/07/2011	325 000000	26,383 07	17,854 88	0 00	0 00	No

Total Long Term Sales Reported on 1099-B
Report on Form 8949, Part II, with Box A checked

15,139.886 575,819.63 525,476.07 0.00 0.00

Summary of Form 1099-B

1e	Quantity Sold	122,512.24
2a	Stock/Bond Proceeds	\$ 2,363,395 39
3	Cost or Other Basis	\$ 2,175,086 52
4	FEDERAL INCOME TAX WITHHELD	\$ 0.00
5	Wash Sale Loss Disallowed	\$ 0 00
7	Bartering	\$ 0 00
9	Profit (Loss) This Calendar Year	\$ 0 00
10	Unrealized Profit (Loss) Last Year	\$ 0.00
11	Unrealized Profit (Loss) This Year	\$ 0 00
12	Aggregate Profit (Loss)	\$ 0 00
15	STATE TAX WITHHELD	\$ 0 00

2nd TIN Notice No

THIS IS IMPORTANT TAX INFORMATION AND IS BEING FURNISHED TO THE INTERNAL REVENUE SERVICE. IF YOU ARE REQUIRED TO FILE A RETURN, A NEGLIGENCE PENALTY OR OTHER SANCTION MAY BE IMPOSED ON YOU IF THIS INCOME IS TAXABLE AND THE IRS DETERMINES THAT IT HAS NOT BEEN REPORTED.