



See a Social Security Number? Say Something!
Report Privacy Problems to <https://public.resource.org/privacy>
Or call the IRS Identity Theft Hotline at 1-800-908-4490



Form **990-PF**

Return of Private Foundation

OMB No 1545-0052

or Section 4947(a)(1) Trust Treated as Private Foundation

2013

Open to Public Inspection

Department of the Treasury
Internal Revenue Service

Do not enter Social Security numbers on this form as it may be made public. By law, the IRS cannot redact the information on the form.
Information about Form 990-PF and its instructions is at www.irs.gov/form990pf.

For calendar year 2013, or tax year beginning 01-01-2013, and ending 12-31-2013

Name of foundation THE NEEL FOUNDATION		A Employer identification number 54-0761588
Number and street (or P O box number if mail is not delivered to street address) Room/suite 32 VAN WYCK STREET		B Telephone number (see instructions) (914) 271-3428
City or town, state or province, country, and ZIP or foreign postal code CROTON ON HUDSON, NY 10520		C If exemption application is pending, check here <input type="checkbox"/>
G Check all that apply <input type="checkbox"/> Initial return <input type="checkbox"/> Initial return of a former public charity <input type="checkbox"/> Final return <input type="checkbox"/> Amended return <input type="checkbox"/> Address change <input type="checkbox"/> Name change		D 1. Foreign organizations, check here <input type="checkbox"/> 2. Foreign organizations meeting the 85% test, check here and attach computation <input type="checkbox"/>
H Check type of organization <input checked="" type="checkbox"/> Section 501(c)(3) exempt private foundation <input type="checkbox"/> Section 4947(a)(1) nonexempt charitable trust <input type="checkbox"/> Other taxable private foundation		E If private foundation status was terminated under section 507(b)(1)(A), check here <input type="checkbox"/>
I Fair market value of all assets at end of year (from Part II, col. (c), line 16) \$ 2,144,897	J Accounting method <input checked="" type="checkbox"/> Cash <input type="checkbox"/> Accrual <input type="checkbox"/> Other (specify) _____ (Part I, column (d) must be on cash basis.)	F If the foundation is in a 60-month termination under section 507(b)(1)(B), check here <input type="checkbox"/>

Part I Analysis of Revenue and Expenses (The total of amounts in columns (b), (c), and (d) may not necessarily equal the amounts in column (a) (see instructions))		(a) Revenue and expenses per books	(b) Net investment income	(c) Adjusted net income	(d) Disbursements for charitable purposes (cash basis only)
Revenue	1 Contributions, gifts, grants, etc., received (attach schedule)				
	2 Check <input checked="" type="checkbox"/> if the foundation is not required to attach Sch B				
	3 Interest on savings and temporary cash investments	5,118	5,118	5,118	
	4 Dividends and interest from securities	58,144	58,144	58,144	
	5a Gross rents				
	b Net rental income or (loss)				
	6a Net gain or (loss) from sale of assets not on line 10	92,480			
	b Gross sales price for all assets on line 6a 507,391				
	7 Capital gain net income (from Part IV, line 2)		6,910		
	8 Net short-term capital gain				
	9 Income modifications				
	10a Gross sales less returns and allowances				
b Less Cost of goods sold					
c Gross profit or (loss) (attach schedule)					
11 Other income (attach schedule)					
12 Total. Add lines 1 through 11	155,742	70,172	63,262		
Operating and Administrative Expenses	13 Compensation of officers, directors, trustees, etc				
	14 Other employee salaries and wages				
	15 Pension plans, employee benefits				
	16a Legal fees (attach schedule)	125	125		
	b Accounting fees (attach schedule)	2,300	2,300		
	c Other professional fees (attach schedule)	17,759	17,759		
	17 Interest				
	18 Taxes (attach schedule) (see instructions)				
	19 Depreciation (attach schedule) and depletion	1,688			
	20 Occupancy				
	21 Travel, conferences, and meetings	1,250	1,250		
	22 Printing and publications				
23 Other expenses (attach schedule)	3,843	3,843			
24 Total operating and administrative expenses. Add lines 13 through 23	26,965	25,277		0	
25 Contributions, gifts, grants paid	106,277			106,277	
26 Total expenses and disbursements. Add lines 24 and 25	133,242	25,277		106,277	
27 Subtract line 26 from line 12					
a Excess of revenue over expenses and disbursements	22,500				
b Net investment income (if negative, enter -0-)		44,895			
c Adjusted net income (if negative, enter -0-)			63,262		

Attached schedules and amounts in the description column should be for end-of-year amounts only (See instructions)

Part II Balance Sheets		Beginning of year			End of year		
		(a) Book Value	(b) Book Value	(c) Fair Market Value	(a) Book Value	(b) Book Value	(c) Fair Market Value
Assets	1	Cash—non-interest-bearing					
	2	Savings and temporary cash investments	84,021	64,368	64,368		
	3	Accounts receivable ▶ _____ Less allowance for doubtful accounts ▶ _____					
	4	Pledges receivable ▶ _____ Less allowance for doubtful accounts ▶ _____					
	5	Grants receivable					
	6	Receivables due from officers, directors, trustees, and other disqualified persons (attach schedule) (see instructions)					
	7	Other notes and loans receivable (attach schedule) ▶ _____ Less allowance for doubtful accounts ▶ _____					
	8	Inventories for sale or use					
	9	Prepaid expenses and deferred charges					
	10a	Investments—U S and state government obligations (attach schedule)	237,157	265,172	251,341		
	b	Investments—corporate stock (attach schedule)	972,362	942,972	1,370,106		
	c	Investments—corporate bonds (attach schedule)					
	11	Investments—land, buildings, and equipment basis ▶ _____ Less accumulated depreciation (attach schedule) ▶ _____					
	12	Investments—mortgage loans					
	13	Investments—other (attach schedule)	408,489	451,552	459,082		
	14	Land, buildings, and equipment basis ▶ _____ 14,076 Less accumulated depreciation (attach schedule) ▶ 12,709	902	1,367			
15	Other assets (describe ▶ _____)						
16	Total assets (to be completed by all filers—see the instructions Also, see page 1, item I)	1,702,931	1,725,431	2,144,897			
Liabilities	17	Accounts payable and accrued expenses					
	18	Grants payable					
	19	Deferred revenue					
	20	Loans from officers, directors, trustees, and other disqualified persons					
	21	Mortgages and other notes payable (attach schedule)					
	22	Other liabilities (describe ▶ _____)					
23	Total liabilities (add lines 17 through 22)			0			
Net Assets or Fund Balances	Foundations that follow SFAS 117, check here <input type="checkbox"/>						
	and complete lines 24 through 26 and lines 30 and 31.						
	24	Unrestricted					
	25	Temporarily restricted					
	26	Permanently restricted					
	Foundations that do not follow SFAS 117, check here <input checked="" type="checkbox"/>						
	and complete lines 27 through 31.						
27	Capital stock, trust principal, or current funds	444,469	444,469				
28	Paid-in or capital surplus, or land, bldg, and equipment fund						
29	Retained earnings, accumulated income, endowment, or other funds	1,258,462	1,280,962				
30	Total net assets or fund balances (see page 17 of the instructions)	1,702,931	1,725,431				
31	Total liabilities and net assets/fund balances (see page 17 of the instructions)	1,702,931	1,725,431				

Part III Analysis of Changes in Net Assets or Fund Balances

1	Total net assets or fund balances at beginning of year—Part II, column (a), line 30 (must agree with end-of-year figure reported on prior year's return)	1	1,702,931
2	Enter amount from Part I, line 27a	2	22,500
3	Other increases not included in line 2 (itemize) ▶ _____	3	
4	Add lines 1, 2, and 3	4	1,725,431
5	Decreases not included in line 2 (itemize) ▶ _____	5	
6	Total net assets or fund balances at end of year (line 4 minus line 5)—Part II, column (b), line 30	6	1,725,431

Part IV Capital Gains and Losses for Tax on Investment Income

(a) List and describe the kind(s) of property sold (e.g., real estate, 2-story brick warehouse, or common stock, 200 shs MLC Co)	(b) How acquired P—Purchase D—Donation	(c) Date acquired (mo, day, yr)	(d) Date sold (mo, day, yr)
1a			

(e) Gross sales price	(f) Depreciation allowed (or allowable)	(g) Cost or other basis plus expense of sale	(h) Gain or (loss) (e) plus (f) minus (g)
a			
b			
c			
d			
e			

Complete only for assets showing gain in column (h) and owned by the foundation on 12/31/69			(l) Gains (Col (h) gain minus col (k), but not less than -0-) or Losses (from col (h))
(i) FMV as of 12/31/69	(j) Adjusted basis as of 12/31/69	(k) Excess of col (i) over col (j), if any	
a			
b			
c			
d			
e			

2	Capital gain net income or (net capital loss)	{ If gain, also enter in Part I, line 7 If (loss), enter -0- in Part I, line 7 }	2	6,910
3	Net short-term capital gain or (loss) as defined in sections 1222(5) and (6)			
	If gain, also enter in Part I, line 8, column (c) (see instructions) If (loss), enter -0- in Part I, line 8		3	

Part V Qualification Under Section 4940(e) for Reduced Tax on Net Investment Income

(For optional use by domestic private foundations subject to the section 4940(a) tax on net investment income)

If section 4940(d)(2) applies, leave this part blank

Was the foundation liable for the section 4942 tax on the distributable amount of any year in the base period? Yes No
 If "Yes," the foundation does not qualify under section 4940(e) Do not complete this part

1 Enter the appropriate amount in each column for each year, see page 18 of the instructions before making any entries

(a) Base period years Calendar year (or tax year beginning in)	(b) Adjusted qualifying distributions	(c) Net value of noncharitable-use assets	(d) Distribution ratio (col (b) divided by col (c))
2012	95,092	1,944,226	0.048910
2011	85,578	1,913,070	0.044733
2010	86,104	1,776,125	0.048479
2009	83,228	1,594,563	0.052195
2008	83,248	1,872,697	0.044454

2	Total of line 1, column (d).	2	0.238771
3	Average distribution ratio for the 5-year base period—divide the total on line 2 by 5, or by the number of years the foundation has been in existence if less than 5 years	3	0.047754
4	Enter the net value of noncharitable-use assets for 2013 from Part X, line 5.	4	1,389,268
5	Multiply line 4 by line 3.	5	66,343
6	Enter 1% of net investment income (1% of Part I, line 27b).	6	449
7	Add lines 5 and 6.	7	66,792
8	Enter qualifying distributions from Part XII, line 4.	8	106,277

If line 8 is equal to or greater than line 7, check the box in Part VI, line 1b, and complete that part using a 1% tax rate See the Part VI instructions

Part VI Excise Tax Based on Investment Income (Section 4940(a), 4940(b), 4940(e), or 4948—see page 18 of the instructions)

Table with 11 main rows and sub-rows (a-e) for credits and payments. Includes columns for line numbers and amounts. Total tax due is 235.

Part VII-A Statements Regarding Activities

Table with 10 main rows (1a-10) and sub-rows (a-b) for questions regarding political activities, tax on political expenditures, and reporting requirements. Includes Yes/No columns.

Part VII-A Statements Regarding Activities (continued)

11 At any time during the year, did the foundation, directly or indirectly, own a controlled entity within the meaning of section 512(b)(13)? If "Yes," attach schedule (see instructions). 11 No
12 Did the foundation make a distribution to a donor advised fund over which the foundation or a disqualified person had advisory privileges? If "Yes," attach statement (see instructions) 12 No
13 Did the foundation comply with the public inspection requirements for its annual returns and exemption application? 13 Yes
Website address N/A
14 The books are in care of JAMES NEEL Telephone no (914) 271-3428
Located at 32 VAN WYCK ST CROTON ON HUDSON NY ZIP+4 10520
15 Section 4947(a)(1) nonexempt charitable trusts filing Form 990-PF in lieu of Form 1041 -Check here and enter the amount of tax-exempt interest received or accrued during the year. 15
16 At any time during calendar year 2013, did the foundation have an interest in or a signature or other authority over a bank, securities, or other financial account in a foreign country? 16 Yes No
See instructions for exceptions and filing requirements for Form TD F 90-22.1 If "Yes", enter the name of the foreign country

Part VII-B Statements Regarding Activities for Which Form 4720 May Be Required

File Form 4720 if any item is checked in the "Yes" column, unless an exception applies.
1a During the year did the foundation (either directly or indirectly)
(1) Engage in the sale or exchange, or leasing of property with a disqualified person? Yes No
(2) Borrow money from, lend money to, or otherwise extend credit to (or accept it from) a disqualified person? Yes No
(3) Furnish goods, services, or facilities to (or accept them from) a disqualified person? Yes No
(4) Pay compensation to, or pay or reimburse the expenses of, a disqualified person? Yes No
(5) Transfer any income or assets to a disqualified person (or make any of either available for the benefit or use of a disqualified person)? Yes No
(6) Agree to pay money or property to a government official? (Exception. Check "No" if the foundation agreed to make a grant to or to employ the official for a period after termination of government service, if terminating within 90 days). Yes No
b If any answer is "Yes" to 1a(1)-(6), did any of the acts fail to qualify under the exceptions described in Regulations section 53.4941(d)-3 or in a current notice regarding disaster assistance (see page 20 of the instructions)? 1b
Organizations relying on a current notice regarding disaster assistance check here.
c Did the foundation engage in a prior year in any of the acts described in 1a, other than excepted acts, that were not corrected before the first day of the tax year beginning in 2013? 1c
2 Taxes on failure to distribute income (section 4942) (does not apply for years the foundation was a private operating foundation defined in section 4942(j)(3) or 4942(j)(5))
a At the end of tax year 2013, did the foundation have any undistributed income (lines 6d and 6e, Part XIII) for tax year(s) beginning before 2013? Yes No
If "Yes," list the years 20, 20, 20, 20
b Are there any years listed in 2a for which the foundation is not applying the provisions of section 4942(a)(2) (relating to incorrect valuation of assets) to the year's undistributed income? (If applying section 4942(a)(2) to all years listed, answer "No" and attach statement-see instructions). 2b
c If the provisions of section 4942(a)(2) are being applied to any of the years listed in 2a, list the years here 20, 20, 20, 20
3a Did the foundation hold more than a 2% direct or indirect interest in any business enterprise at any time during the year? Yes No
b If "Yes," did it have excess business holdings in 2013 as a result of (1) any purchase by the foundation or disqualified persons after May 26, 1969, (2) the lapse of the 5-year period (or longer period approved by the Commissioner under section 4943(c)(7)) to dispose of holdings acquired by gift or bequest, or (3) the lapse of the 10-, 15-, or 20-year first phase holding period? (Use Schedule C, Form 4720, to determine if the foundation had excess business holdings in 2013.). 3b
4a Did the foundation invest during the year any amount in a manner that would jeopardize its charitable purposes? 4a No
b Did the foundation make any investment in a prior year (but after December 31, 1969) that could jeopardize its charitable purpose that had not been removed from jeopardy before the first day of the tax year beginning in 2013? 4b No

Part VII-B Statements Regarding Activities for Which Form 4720 May Be Required (continued)

<p>5a During the year did the foundation pay or incur any amount to</p> <p>(1) Carry on propaganda, or otherwise attempt to influence legislation (section 4945(e))? <input type="checkbox"/> Yes <input checked="" type="checkbox"/> No</p> <p>(2) Influence the outcome of any specific public election (see section 4955), or to carry on, directly or indirectly, any voter registration drive? <input type="checkbox"/> Yes <input checked="" type="checkbox"/> No</p> <p>(3) Provide a grant to an individual for travel, study, or other similar purposes? <input type="checkbox"/> Yes <input checked="" type="checkbox"/> No</p> <p>(4) Provide a grant to an organization other than a charitable, etc., organization described in section 509(a)(1), (2), or (3), or section 4940(d)(2)? (see instructions). <input type="checkbox"/> Yes <input checked="" type="checkbox"/> No</p> <p>(5) Provide for any purpose other than religious, charitable, scientific, literary, or educational purposes, or for the prevention of cruelty to children or animals? <input type="checkbox"/> Yes <input checked="" type="checkbox"/> No</p> <p>b If any answer is "Yes" to 5a(1)–(5), did any of the transactions fail to qualify under the exceptions described in Regulations section 53.4945 or in a current notice regarding disaster assistance (see instructions)? <input type="checkbox"/> Yes <input checked="" type="checkbox"/> No Organizations relying on a current notice regarding disaster assistance check here. <input type="checkbox"/></p> <p>c If the answer is "Yes" to question 5a(4), does the foundation claim exemption from the tax because it maintained expenditure responsibility for the grant? <input type="checkbox"/> Yes <input checked="" type="checkbox"/> No If "Yes," attach the statement required by Regulations section 53.4945–5(d).</p> <p>6a Did the foundation, during the year, receive any funds, directly or indirectly, to pay premiums on a personal benefit contract? <input type="checkbox"/> Yes <input checked="" type="checkbox"/> No</p> <p>b Did the foundation, during the year, pay premiums, directly or indirectly, on a personal benefit contract? <input type="checkbox"/> Yes <input checked="" type="checkbox"/> No If "Yes" to 6b, file Form 8870.</p> <p>7a At any time during the tax year, was the foundation a party to a prohibited tax shelter transaction? <input type="checkbox"/> Yes <input checked="" type="checkbox"/> No</p> <p>b If yes, did the foundation receive any proceeds or have any net income attributable to the transaction? <input type="checkbox"/> Yes <input checked="" type="checkbox"/> No</p>	5b		
	6b		No
	7b		

Part VIII Information About Officers, Directors, Trustees, Foundation Managers, Highly Paid Employees, and Contractors

1 List all officers, directors, trustees, foundation managers and their compensation (see instructions).

(a) Name and address	(b) Title, and average hours per week devoted to position	(c) Compensation (If not paid, enter -0-)	(d) Contributions to employee benefit plans and deferred compensation	(e) Expense account, other allowances
See Additional Data Table				

2 Compensation of five highest-paid employees (other than those included on line 1—see instructions). If none, enter "NONE."

(a) Name and address of each employee paid more than \$50,000	(b) Title, and average hours per week devoted to position	(c) Compensation	(d) Contributions to employee benefit plans and deferred compensation	(e) Expense account, other allowances
NONE				

Total number of other employees paid over \$50,000.

Part VIII Information About Officers, Directors, Trustees, Foundation Managers, Highly Paid Employees, and Contractors (continued)

3 Five highest-paid independent contractors for professional services (see instructions). If none, enter "NONE".

(a) Name and address of each person paid more than \$50,000	(b) Type of service	(c) Compensation
NONE		

Total number of others receiving over \$50,000 for professional services. ▶

Part IX-A Summary of Direct Charitable Activities

List the foundation's four largest direct charitable activities during the tax year. Include relevant statistical information such as the number of organizations and other beneficiaries served, conferences convened, research papers produced, etc.	Expenses
1	
2	
3	
4	

Part IX-B Summary of Program-Related Investments (see instructions)

Describe the two largest program-related investments made by the foundation during the tax year on lines 1 and 2	Amount
1 N/A	
2	
All other program-related investments. See page 24 of the instructions	
3	

Total. Add lines 1 through 3 ▶

Part X Minimum Investment Return (All domestic foundations must complete this part. Foreign foundations, see instructions.)

1	Fair market value of assets not used (or held for use) directly in carrying out charitable, etc , purposes		
a	Average monthly fair market value of securities.	1a	1,343,094
b	Average of monthly cash balances.	1b	67,330
c	Fair market value of all other assets (see instructions).	1c	0
d	Total (add lines 1a, b, and c).	1d	1,410,424
e	Reduction claimed for blockage or other factors reported on lines 1a and 1c (attach detailed explanation).	1e	
2	Acquisition indebtedness applicable to line 1 assets.	2	
3	Subtract line 2 from line 1d.	3	1,410,424
4	Cash deemed held for charitable activities Enter 1 1/2% of line 3 (for greater amount, see instructions).	4	21,156
5	Net value of noncharitable-use assets. Subtract line 4 from line 3 Enter here and on Part V, line 4	5	1,389,268
6	Minimum investment return. Enter 5% of line 5.	6	69,463

Part XI Distributable Amount (see instructions) (Section 4942(j)(3) and (j)(5) private operating foundations and certain foreign organizations check here and do not complete this part.)

1	Minimum investment return from Part X, line 6.	1	69,463
2a	Tax on investment income for 2013 from Part VI, line 5.	2a	449
b	Income tax for 2013 (This does not include the tax from Part VI).	2b	
c	Add lines 2a and 2b.	2c	449
3	Distributable amount before adjustments Subtract line 2c from line 1.	3	69,014
4	Recoveries of amounts treated as qualifying distributions.	4	
5	Add lines 3 and 4.	5	69,014
6	Deduction from distributable amount (see instructions).	6	
7	Distributable amount as adjusted Subtract line 6 from line 5 Enter here and on Part XIII, line 1.	7	69,014

Part XII Qualifying Distributions (see instructions)

1	Amounts paid (including administrative expenses) to accomplish charitable, etc , purposes		
a	Expenses, contributions, gifts, etc —total from Part I, column (d), line 26.	1a	106,277
b	Program-related investments—total from Part IX-B.	1b	
2	Amounts paid to acquire assets used (or held for use) directly in carrying out charitable, etc , purposes.	2	
3	Amounts set aside for specific charitable projects that satisfy the		
a	Suitability test (prior IRS approval required).	3a	
b	Cash distribution test (attach the required schedule).	3b	
4	Qualifying distributions. Add lines 1a through 3b Enter here and on Part V, line 8, and Part XIII, line 4	4	106,277
5	Foundations that qualify under section 4940(e) for the reduced rate of tax on net investment income Enter 1% of Part I, line 27b (see instructions).	5	449
6	Adjusted qualifying distributions. Subtract line 5 from line 4.	6	105,828

Note: The amount on line 6 will be used in Part V, column (b), in subsequent years when calculating whether the foundation qualifies for the section 4940(e) reduction of tax in those years

Part XIII Undistributed Income (see instructions)

	(a) Corpus	(b) Years prior to 2012	(c) 2012	(d) 2013
1 Distributable amount for 2013 from Part XI, line 7				69,014
2 Undistributed income, if any, as of the end of 2013				
a Enter amount for 2012 only.			1,285	
b Total for prior years 20___, 20___, 20___				
3 Excess distributions carryover, if any, to 2013				
a From 2008.				
b From 2009.				
c From 2010.				
d From 2011.				
e From 2012.				
f Total of lines 3a through e.				
4 Qualifying distributions for 2013 from Part XII, line 4 ▶ \$ <u>106,277</u>				
a Applied to 2012, but not more than line 2a			1,285	
b Applied to undistributed income of prior years (Election required—see instructions).				
c Treated as distributions out of corpus (Election required—see instructions).				
d Applied to 2013 distributable amount.				69,014
e Remaining amount distributed out of corpus	35,978			
5 Excess distributions carryover applied to 2013 (If an amount appears in column (d), the same amount must be shown in column (a).)				
6 Enter the net total of each column as indicated below:				
a Corpus Add lines 3f, 4c, and 4e Subtract line 5	35,978			
b Prior years' undistributed income Subtract line 4b from line 2b.				
c Enter the amount of prior years' undistributed income for which a notice of deficiency has been issued, or on which the section 4942(a) tax has been previously assessed.				
d Subtract line 6c from line 6b Taxable amount—see instructions				
e Undistributed income for 2012 Subtract line 4a from line 2a Taxable amount—see instructions				
f Undistributed income for 2013 Subtract lines 4d and 5 from line 1 This amount must be distributed in 2014				0
7 Amounts treated as distributions out of corpus to satisfy requirements imposed by section 170(b)(1)(F) or 4942(g)(3) (see instructions).				
8 Excess distributions carryover from 2008 not applied on line 5 or line 7 (see instructions).				
9 Excess distributions carryover to 2014. Subtract lines 7 and 8 from line 6a.	35,978			
10 Analysis of line 9				
a Excess from 2009.				
b Excess from 2010.				
c Excess from 2011.				
d Excess from 2012.				
e Excess from 2013.	35,978			

Part XIV Private Operating Foundations (see instructions and Part VII-A, question 9)

1a If the foundation has received a ruling or determination letter that it is a private operating foundation, and the ruling is effective for 2013, enter the date of the ruling.

b Check box to indicate whether the organization is a private operating foundation described in section 4942(j)(3) or 4942(j)(5)

2a Enter the lesser of the adjusted net income from Part I or the minimum investment return from Part X for each year listed

	Tax year	Prior 3 years			(e) Total
	(a) 2013	(b) 2012	(c) 2011	(d) 2010	
b 85% of line 2a					
c Qualifying distributions from Part XII, line 4 for each year listed					
d Amounts included in line 2c not used directly for active conduct of exempt activities					
e Qualifying distributions made directly for active conduct of exempt activities Subtract line 2d from line 2c					

3 Complete 3a, b, or c for the alternative test relied upon

a "Assets" alternative test—enter

(1) Value of all assets

(2) Value of assets qualifying under section 4942(j)(3)(B)(i)

b "Endowment" alternative test— enter 2/3 of minimum investment return shown in Part X, line 6 for each year listed.

c "Support" alternative test—enter

(1) Total support other than gross investment income (interest, dividends, rents, payments on securities loans (section 512(a)(5)), or royalties)

(2) Support from general public and 5 or more exempt organizations as provided in section 4942(j)(3)(B)(iii).

(3) Largest amount of support from an exempt organization

(4) Gross investment income

Part XV Supplementary Information (Complete this part only if the organization had \$5,000 or more in assets at any time during the year—see instructions.)

1 Information Regarding Foundation Managers:

a List any managers of the foundation who have contributed more than 2% of the total contributions received by the foundation before the close of any tax year (but only if they have contributed more than \$5,000) (See section 507(d)(2))

b List any managers of the foundation who own 10% or more of the stock of a corporation (or an equally large portion of the ownership of a partnership or other entity) of which the foundation has a 10% or greater interest

2 Information Regarding Contribution, Grant, Gift, Loan, Scholarship, etc., Programs:

Check here if the foundation only makes contributions to preselected charitable organizations and does not accept unsolicited requests for funds. If the foundation makes gifts, grants, etc. (see instructions) to individuals or organizations under other conditions, complete items 2a, b, c, and d

a The name, address, and telephone number of the person to whom applications should be addressed

b The form in which applications should be submitted and information and materials they should include

c Any submission deadlines







d Any restrictions or limitations on awards, such as by geographical areas, charitable fields, kinds of institutions, or other factors

Part XV Supplementary Information (continued)

3 Grants and Contributions Paid During the Year or Approved for Future Payment

Recipient	If recipient is an individual, show any relationship to any foundation manager or substantial contributor	Foundation status of recipient	Purpose of grant or contribution	Amount
Name and address (home or business)				
a <i>Paid during the year</i> See Additional Data Table				
Total				▶ 3a 106,277
b <i>Approved for future payment</i>				
Total				▶ 3b

Form 990PF Part VIII Line 1 - List all officers, directors, trustees, foundation managers and their compensation

(a) Name and address	(b) Title, and average hours per week devoted to position	(c) Compensation (If not paid, enter -0-)	(d) Contributions to employee benefit plans and deferred compensation	(e) Expense account, other allowances
JAMES A NEEL  32 VAN WYCK ST CROTON ON HUDSON, NY 10520	PRESIDENT 2 00	0	0	0
MARY NEEL GILBERT  155 ANSON VALLEY RD NEW VINYARD, ME 04956	V PRESIDENT 0 00	0	0	0
WENDY NEEL ELLSWORTH  1378 COBBLER ROAD QUAKERTOWN, PA 18951	SECRETARY 0 00	0	0	0
KATHRYN LEEDS NEEL  32 VAN WYCK ST CROTON ON HUDSON, NY 10520	TREASURER 0 00	0	0	0
SOPHIA NEEL KOUNTZ  446 SUGARLAND RUN DRIVE STERLING, VA 20164	DIRECTOR 1 00	0	0	0
AMY BOWEN NEEL  26483 DUTCHER CREEK ROAD CLOVERDALE, CA 95425	DIRECTOR 0 00	0	0	0

Form 990PF Part XV Line 3 - Grants and Contributions Paid During the Year or Approved for Future Payment

Recipient	If recipient is an individual, show any relationship to any foundation manager or substantial contributor	Foundation status of recipient	Purpose of grant or contribution	Amount
Name and address (home or business)				
a <i>Paid during the year</i>				
AAUW CALIFORNIA AAUW CALIFORNIA 1331 GARDEN HIGHWAY 1331 GARDEN HIGHWAY SACRAMENTO, CA 95833			DONATION	1,000
ACUMEN FUND ACUMEN FUND 76 9TH AVE 76 9TH AVE NEW YORK, NY 10011			DONATION	500
AGAINST MALARIA FOUNDATION AGAINST MALARIA FOUNDATION 10 BRICKET RD 10 BRICKET RD HERTS, NY 10011			DONATION	500
ALASKA CONSERVATION FUND ALASKA CONSERVATION FUND 911 WEST 8TH AVE 911 WEST 8TH AVE ANCHORAGE, AK 99501			DONATION	500
ALLENSPARK FIRE PROTECTION DIST ALLENSPARK FIRE PROTECTION DIST 14861 COLORADO 14861 COLORADO ALLENSPARK, CO 80510			DONATION	500
ALLIANCE FOR CHILDREN'S RIGHTS ALLIANCE FOR CHILDREN'S RIGHTS 3333 WILSHIRE BLVE 3333 WILSHIRE BLVE LOS ANGELES, CA 90010			DONATION	500
ALZHEIMER ASSN ALZHEIMER ASSN 225 N MICHIGAN AVE 225 N MICHIGAN AVE CHICAGO, IL 60601			DONATION	250
AMAZON CONSERVATION ASSN AMAZON CONSERVATION ASSN 1822 R ST NW 1822 R ST NW WASHINGTON, DC 20009			DONATION	1,000
AMERICAN REFUGE COMMITTEE INT'L AMERICAN REFUGE COMMITTEE INT'L 615 1ST AVE NE 615 1ST AVE NE MINNEAPOLIS, MN 55413			DONATION	500
AMERICAN UNIV SCHOOL OF COMM AMERICAN UNIV SCHOOL OF COMM 4400 MASSACHUSETTS AVE 4400 MASSACHUSETTS AVE WASHINGTON, DC 20016			DONATION	8,000
ANIMAL WELFARE INSTITUTE ANIMAL WELFARE INSTITUTE 900 PENNSYLVANNIA AVE 900 PENNSYLVANNIA AVE WASHINGTON, DC 20003			DONATION	500
ANTLER RIDGE ANTLER RIDGE 25 COUNTY RD 25 COUNTY RD NEWTON, NJ 07860			DONATION	800
ASSOCIATION TO BENEFIT CHILDREN ASSOCIATION TO BENEFIT CHILDREN 419 E 86TH ST 419 E 86TH ST NEW YORK, NY 10028			DONATION	1,000
A VOICE IS HEARD A VOICE IS HEARD 42 N DECATUR ST 42 N DECATUR ST STRASBURG, PA 17579			DONATION	500
AUSTIN HUMANE SOCIETY AUSTIN HUMANE SOCIETY 124 W ANDERSON LN 124 W ANDERSON LN AUSTIN, TX 78752			DONATION	500
Total				106,277

Form 990PF Part XV Line 3 - Grants and Contributions Paid During the Year or Approved for Future Payment

Recipient	If recipient is an individual, show any relationship to any foundation manager or substantial contributor	Foundation status of recipient	Purpose of grant or contribution	Amount
Name and address (home or business)				
a <i>Paid during the year</i>				
AYUDA AYUDA 6925 B WILLOW ST 6925 B WILLOW ST WASHINGTON,DC 20012			DONATION	500
BEADS FOR EDUCATION BEADS FOR EDUCATION 5501 VENTNOR AVE 5501 VENTNOR AVE VENTNOR,NJ 08406			DONATION	4,000
BENNETT CONSERVATORY OF MUSIC BENNETT CONSERVATORY OF MUSIC 18 VAN WYCK ST 18 VAN WYCK ST CROTONONHUDSON,NY 10520			DONATION	500
BEST FRIENDS ANIMAL SOCIETY BEST FRIENDS ANIMAL SOCIETY 5001 ANGEL CANYON RD 5001 ANGEL CANYON RD KANAB,UT 84741			DONATION	1,000
BLUE HILL HERITAGE TRUST BLUE HILL HERITAGE TRUST 258 MOUNTAIN RD 258 MOUNTAIN RD BLUE HILL,ME 04614			DONATION	1,000
BRIARCLIFF CONGREGATIONAL CHURCH BRIARCLIFF CONGREGATIONAL CHURCH S STATE ST S STATE ST BRIARCLIFF MANOR,NY 10510			DONATION	4,250
BROOKLIN VOL FIRE DEPT BROOKLIN VOL FIRE DEPT 25 BAY RD 25 BAY RD BROOKLIN,ME 04616			DONATION	100
CAPITAL AREA FOOD BANK CAPITAL AREA FOOD BANK 4900 PUERTO RICA AVE 4900 PUERTO RICA AVE WASHINGTON,DC 20017			DONATION	500
CARRABASSETT VALLEY ACADEMY CARRABASSETT VALLEY ACADEMY 3197 CARRABASSETT DR 3197 CARRABASSETT DR CARRABASSETT VALLEY,ME 04947			DONATION	500
CITY MISSION CITY MISSION 105 E 22ND ST 105 E 22ND ST NEW YORK,NY 10010			DONATION	500
CROTON CARING COMMITTEE CROTON CARING COMMITTEE 38 PENFIELD AVE 38 PENFIELD AVE CROTONONHUDSON,NY 10520			DONATION	300
CROTON TEEN THEATRE CROTON TEEN THEATRE 420 S RIVERSIDE AVE 420 S RIVERSIDE AVE CROTONONHUDSON,NY 10520			DONATION	1,000
CENTER FOR RESPONSIVE AND EQ JUSTIC CENTER FOR RESPONSIVE AND EQ JUSTICE PO BOX 1590 PO BOX 1590 GLEN BURNIE,MD 21061			DONATION	500
CERF CERF 2 UNITED NATIONS PLAZA 2 UNITED NATIONS PLAZA NEW YORK,NY 10017			DONATION	500
CHILD FIND OF AMERICA CHILD FIND OF AMERICA 21 S ELTING CORNERS RD 21 S ELTING CORNERS RD HIGHLAND,NY 12528			DONATION	500
Total				106,277

Form 990PF Part XV Line 3 - Grants and Contributions Paid During the Year or Approved for Future Payment

Recipient	If recipient is an individual, show any relationship to any foundation manager or substantial contributor	Foundation status of recipient	Purpose of grant or contribution	Amount
Name and address (home or business)				
a <i>Paid during the year</i>				
CHOCORUA CHAPEL ASSOC CHOCORUA CHAPEL ASSOC 534 US 3 534 US 3 HOLDERNESS, NH 03245			DONATION	500
CLOVERDALE SENIOR CENTER CLOVERDALE SENIOR CENTER 311 N MAIN ST 311 N MAIN ST CLOVERDALE, CA 95425			DONATION	2,000
CLOVERDALE PERFORMING ARTS CTR CLOVERDALE PERFORMING ARTS CTR 209 N CLOVERDALE BLVD 209 N CLOVERDALE BLVD CLOVERDALE, CA 95425			DONATION	500
COMMEMORATIVE AIR FORCE COMMEMORATIVE AIR FORCE PO BOX 62000 PO BOX 62000 MIDLAND, TX 79711			DONATION	250
COMPASSION INTERNATIONAL COMPASSION INTERNATIONAL 12290 VOYAGER PARKWAY 12290 VOYAGER PARKWAY COLORADO SPRINGS, CO 80921			DONATION	1,000
CONGREGATION HABONIM CONGREGATION HABONIM 44 W 66TH ST 44 W 66TH ST NEW YORK, NY 10023			DONATION	750
CRAILO NAT'L HISTORICAL TRUST CRAILO NAT'L HISTORICAL TRUST 9 RIVERSIDE AVE 9 RIVERSIDE AVE RENSSELAER, NY 12144			DONATION	1,000
CROTON EMS CROTON EMS 44 WAYNE ST 44 WAYNE ST CROTONONHUDSON, NY 10520			DONATION	250
DEVELOPMENTS IN LITERACY DEVELOPMENTS IN LITERACY 17320 RED HILL AVE 17320 RED HILL AVE IRVINE, CA 92614			DONATION	200
EAGLEBROOK SCHOOL EAGLEBROOK SCHOOL 271 PINE NOOK RD 271 PINE NOOK RD DEERFIELD, MA 01342			DONATION	500
EARTH SANGHA EARTH SANGHA 10123 COMMONWEALTH BLVD 10123 COMMONWEALTH BLVD FAIRFAX, VA 22032			DONATION	500
EISENHOWER THEATRE HALL EISENHOWER THEATRE HALL WEST POINT BLDG 655 WEST POINT BLDG 655 WEST POINT, NY 10996			DONATION	1,790
ELEPHANT SANCTUARY ELEPHANT SANCTUARY 27 E MAIN ST 27 E MAIN ST HOHENWALD, TN 38462			DONATION	500
ELECTRONIC FRONTIER FDN ELECTRONIC FRONTIER FDN 815 EDDY ST 815 EDDY ST SAN FRANCISCO, CA 94109			DONATION	250
FARM SANCTUARY FARM SANCTUARY 3100 AIKERS RD 3100 AIKERS RD WATKINS GLEN, NY 14891			DONATION	500
Total				106,277

Form 990PF Part XV Line 3 - Grants and Contributions Paid During the Year or Approved for Future Payment

Recipient	If recipient is an individual, show any relationship to any foundation manager or substantial contributor	Foundation status of recipient	Purpose of grant or contribution	Amount
Name and address (home or business)				
a <i>Paid during the year</i>				
FORGOTTEN FELINES INC FORGOTTEN FELINES INC PO BOX 430 PO BOX 430 VALHALLA, NY 10595			DONATION	500
FOUNTAIN VALLEY SCHOOL FOUNTAIN VALLEY SCHOOL 6155 FOUNTAIN VALLEY SCHO 6155 FOUNTAIN VALLEY SCHO COLORADO SPRINGS, CO 80911			DONATION	1,000
FOXCROFT SCHOOL FOXCROFT SCHOOL 22407 FOXHOUND LN 22407 FOXHOUND LN MIDDLEBURG, VA 20117			DONATION	1,000
FRANKLIN MEMORIAL HOSPITAL FRANKLIN MEMORIAL HOSPITAL 111 FRANKLIN HEALTH COMMO 111 FRANKLIN HEALTH COMMO FARMINGTON, ME 04938			DONATION	3,000
FRIENDS OF FIBER ART INTL FRIENDS OF FIBER ART INTL BOX 468 BOX 468 WESTERN SPRINGS, IL 60558			DONATION	100
FRIEND MEMORIAL LIBRARY FRIEND MEMORIAL LIBRARY 1 REACH RD 1 REACH RD BROOKLIN, ME 04616			DONATION	750
FRONTIER NURSING UNIVERSITY FRONTIER NURSING UNIVERSITY 195 SCHOOL ST 195 SCHOOL ST HYDEN, KY 41749			DONATION	2,000
FUGEES FAMILY INC FUGEES FAMILY INC PO BOX 388 PO BOX 388 SCOTTTDALE, GA 30079			DONATION	1,200
FUTURES FOR CHILDREN FUTURES FOR CHILDREN 9600 TENNYSON ST 9600 TENNYSON ST ALBUQUERQUE, NM 87043			DONATION	500
GODFREY DANIELS FOLK MUSIC CLU GODFREY DANIELS FOLK MUSIC CLU 7 E 4TH ST 7 E 4TH ST BETHLEHEM, PA 18015			DONATION	100
GRACE HUDSON MUSEUM GRACE HUDSON MUSEUM 431 S MAIN ST 431 S MAIN ST UKIAH, CA 95482			DONATION	1,000
GROTON LIONS CLUB GROTON LIONS CLUB PO BOX 1925 PO BOX 1925 GROTON, CT 06340			DONATION	1,100
HAYCOCK VOLUNTEER FD HAYCOCK VOLUNTEER FD 850 OLD BETHLEHEM RD 850 OLD BETHLEHEM RD QUAKERTOWN, PA 18951			DONATION	50
HEALTHCARE FDN N SONOMA HEALTHCARE FDN N SONOMA 11 MONTE VISTA AVE 11 MONTE VISTA AVE HEALDSBURG, CA 95448			DONATION	1,000
HEIFER INTERNATIONAL HEIFER INTERNATIONAL 1 WORLD AVE 1 WORLD AVE LITTLE ROCK, AR 72202			DONATION	500
Total				106,277

Form 990PF Part XV Line 3 - Grants and Contributions Paid During the Year or Approved for Future Payment

Recipient	If recipient is an individual, show any relationship to any foundation manager or substantial contributor	Foundation status of recipient	Purpose of grant or contribution	Amount
Name and address (home or business)				
a <i>Paid during the year</i>				
INTERNATIONAL RESCUE COMMITTEE INTERNATIONAL RESCUE COMMITTEE 122 E 42ND ST 122 E 42ND ST NEW YORK, NY 10017			DONATION	1,000
INTL WOMENS HEALTH COALITION INTL WOMENS HEALTH COALITION 333 SEVENTH AVE 333 SEVENTH AVE NEW YORK, NY 10001			DONATION	300
INSTITUTE FOR THE INT'L EDU OF STUD INSTITUTE FOR THE INT'L EDU OF STUDENTS 33 WEST MONROE ST 33 WEST MONROE ST CHICAGO, IL 60603			DONATION	2,000
JUMPSTART COALITION FOR PERSONAL FIN JUMPSTART COALITION FOR PERSONAL FIN 919 18TH ST 919 18TH ST WASHINGTON, DC 20006			DONATION	500
KENNEBEC VALLEY COMM COLLEGE KENNEBEC VALLEY COMM COLLEGE 92 WESTERN AVE 92 WESTERN AVE FAIRFIELD, ME 04937			DONATION	6,000
KRCB PUBLIC RADIO KRCB PUBLIC RADIO 5850 LABATH AVE 5850 LABATH AVE ROHNERT PARK, CA 94928			DONATION	750
LAKES REGION CONSERVATION TRUST LAKES REGION CONSERVATION TRUST 156 DANE RD 156 DANE RD CENTER HARBOR, NH 03226			DONATION	250
LAST CHANCE RANCH LAST CHANCE RANCH 9 BECK RD 9 BECK RD QUAKERTOWN, PA 18951			DONATION	250
LITTLE ORPHAN ANIMALS LITTLE ORPHAN ANIMALS 960 WASHINGTON ST 960 WASHINGTON ST PEEKSKILL, NY 10566			DONATION	500
LOST DOG & CAT RESCUE FOUNDATION LOST DOG & CAT RESCUE FOUNDATION PO BOX 50037 PO BOX 50037 ARLINGTON, VA 22205			DONATION	250
LOON PRESERVATION COMMITTEE LOON PRESERVATION COMMITTEE 183 LEES MILL RD 183 LEES MILL RD MOULTONBOROUGH, NH 03254			DONATION	520
MIDDLEBURY COLLEGE MIDDLEBURY COLLEGE 14 OLD CHAPEL RD 14 OLD CHAPEL RD MIDDLEBURY, VT 05753			DONATION	500
MORNING STAR CHRISTIAN CH MORNING STAR CHRISTIAN CH 16241 LEFFINGWELL RD 16241 LEFFINGWELL RD WHITTIER, CA 90603			DONATION	500
NATIONAL ALLIANCE TO END HOMELESSNE NATIONAL ALLIANCE TO END HOMELESSNESS 1518 K STREET NW 1518 K STREET NW WASHINGTON, DC 20005			DONATION	500
NATIONAL CATHEDRAL NATIONAL CATHEDRAL 3101 WISCONSIN AVE 3101 WISCONSIN AVE WASHINGTON, DC 20016			DONATION	1,000
Total			3a	106,277

Form 990PF Part XV Line 3 - Grants and Contributions Paid During the Year or Approved for Future Payment

Recipient	If recipient is an individual, show any relationship to any foundation manager or substantial contributor	Foundation status of recipient	Purpose of grant or contribution	Amount
Name and address (home or business)				
a <i>Paid during the year</i>				
NAT'L TRUST FOR HISTORIC PRESV NAT'L TRUST FOR HISTORIC PRESV 2600 VIRGINIA AVE 2600 VIRGINIA AVE WASHINGTON,DC 20037			DONATION	250
NATIONAL MARITIME HISTORICAL SOCIET NATIONAL MARITIME HISTORICAL SOCIETY 5 JOHN WALSH BLVD 5 JOHN WALSH BLVD PEEKSKILL,NY 10566			DONATION	20
NATURES BEST FOUNDATION NATURES BEST FOUNDATION 1130 BELLVIEW RD 1130 BELLVIEW RD MCLEAN,VA 22102			DONATION	3,001
NATURE'S BEST PHOTOGRAPHY FUND NATURE'S BEST PHOTOGRAPHY FUND 123 MAIN ST 123 MAIN ST WASHINGTON,DC 20006			DONATION	500
NJTV NJTV PO BOX 5776 PO BOX 5776 ENGLEWOOD,NJ 07631			DONATION	186
NY BOTANICAL GARDEN NY BOTANICAL GARDEN 2900 SOUTHERN BLVD 2900 SOUTHERN BLVD BRONX,NY 10458			DONATION	1,500
NY MILITARY ACADEMY NY MILITARY ACADEMY 78 ACADEMY AVE 78 ACADEMY AVE CORNWALL ON HUDSON,NY 12520			DONATION	250
NORML NORML 1100 H STREET NW 1100 H STREET NW WASHINGTON,DC 20005			DONATION	500
OAK HILL CEMETARY OAK HILL CEMETARY 3001 R STREET 3001 R STREET WASHINGTON,DC 20007			DONATION	1,000
OSSINING CHILDRENS CENTER OSSINING CHILDRENS CENTER 90 S HIGHLAND AVE 90 S HIGHLAND AVE OSSINING,NY 10562			DONATION	200
PALISADES PARK PALISADES PARK ROUTE 9W ROUTE 9W BEAR MOUNTAIN,NY 10911			DONATION	1,000
PCRM PCRM 5100 WISCONSIN AVE NW 5100 WISCONSIN AVE NW WASHINGTON,DC 20016			DONATION	500
PEBBLE HILL CHURCH PEBBLE HILL CHURCH 320 EDISON FURLONG RD 320 EDISON FURLONG RD DOYLESTOWN,PA 18901			DONATION	500
PENDLETON HISTORIC FOUNDATION PENDLETON HISTORIC FOUNDATION PO BOX 444 PO BOX 444 PENDLETON,SC 29670			DONATION	1,000
PEPPERTREE DOG RESCUE PEPPERTREE DOG RESCUE PO BOX 2396 PO BOX 2396 ALBANY,NY 12220			DONATION	500
Total				106,277

Form 990PF Part XV Line 3 - Grants and Contributions Paid During the Year or Approved for Future Payment

Recipient	If recipient is an individual, show any relationship to any foundation manager or substantial contributor	Foundation status of recipient	Purpose of grant or contribution	Amount
Name and address (home or business)				
a <i>Paid during the year</i>				
PLAY RUGBY CA INC PLAY RUGBY CA INC 630 9TH AVE 630 9TH AVE NEW YORK,NY 10036			DONATION	300
POTOMAC SCHOOL POTOMAC SCHOOL 1301 POTOMAC SCHOOL RD 1301 POTOMAC SCHOOL RD MCLEAN,VA 22101			DONATION	1,000
RIKKIS REFUGE ANIMAL SANCTUARY RIKKIS REFUGE ANIMAL SANCTUARY PO BOX 1357 PO BOX 1357 ORANGE,VA 22960			DONATION	300
SAMBURU YOUTH ED FUND SAMBURU YOUTH ED FUND 640 PETERSON ST 640 PETERSON ST FORT COLLINS,CO 80524			DONATION	1,750
SLEEPY HOLLOW CEMETERY SLEEPY HOLLOW CEMETERY 540 N BROADWAY 540 N BROADWAY SLEEPY HOLLOW,NY 10591			DONATION	1,000
SMILE TRAIN SMILE TRAIN 41 MADISON AVE 41 MADISON AVE NEW YORK,NY 10010			DONATION	250
SOC OF THE CINCINNATI SC SOC OF THE CINCINNATI SC 2118 MASSACHUSETTS AVE 2118 MASSACHUSETTS AVE WASHINGTON,DC 20008			DONATION	500
SQUAM LAKES ASSOCIATION SQUAM LAKES ASSOCIATION 534 US 3 534 US 3 HOLDERNESS,NH 03245			DONATION	500
SPCA OF WESTCHESTER SPCA OF WESTCHESTER 590 N STATE RD 590 N STATE RD BRIARCLIFF MANOR,NY 10510			DONATION	750
THE BLUE DEER CENTER THE BLUE DEER CENTER 1153 COUNTY RD 1153 COUNTY RD MAGARETVILLE,NY 12455			DONATION	1,000
THE BOMA PROJECT THE BOMA PROJECT 7252 MAIN ST 7252 MAIN ST MANCHESTER CENTER,VT 05255			DONATION	1,000
THE BRIDGE CARE CENTER THE BRIDGE CARE CENTER 5710 22ND AVE NW 5710 22ND AVE NW SEATTLE,WA 98107			DONATION	200
THE CHILDREN'S INN AT NIH THE CHILDREN'S INN AT NIH 7 WEST DR 7 WEST DR BETHESDA,MD 20814			DONATION	1,000
THE CHILDREN VILLAGE THE CHILDREN VILLAGE 1 ECHO HILLS 1 ECHO HILLS DOBBS FERRY,NY 10522			DONATION	250
THE DALAI LAMA FOUNDATION THE DALAI LAMA FOUNDATION 61 RENATO COURT 61 RENATO COURT REDWOOD CITY,CA 94061			DONATION	500
Total				106,277

Form 990PF Part XV Line 3 - Grants and Contributions Paid During the Year or Approved for Future Payment

Recipient	If recipient is an individual, show any relationship to any foundation manager or substantial contributor	Foundation status of recipient	Purpose of grant or contribution	Amount
Name and address (home or business)				
a <i>Paid during the year</i>				
THE DEERWOOD FOUNDATION THE DEERWOOD FOUNDATION 16 DEE RD 16 DEE RD LEXINGTON,MA 02420			DONATION	1,000
THE INNOCENCE PROJECT THE INNOCENCE PROJECT 40 WORTH ST 40 WORTH ST NEW YORK,NY 10013			DONATION	1,000
THE GORILLA FOUNDATION THE GORILLA FOUNDATION 1733 WOODSIDE RD 1733 WOODSIDE RD REDWOOD CITY,CA 94061			DONATION	300
THE GRAMMAR SCHOOL THE GRAMMAR SCHOOL 69 HICKORY RIDGE RD 69 HICKORY RIDGE RD PUTNEY,VT 05346			DONATION	250
THE MADDUX FOUNDATION THE MADDUX FOUNDATION 2300 WSAHARA AVE 2300 WSAHARA AVE LAS VEGAS,NV 89102			DONATION	1,000
THE MADEIRA SCHOOL THE MADEIRA SCHOOL 8328 GEORGETOWN PIKE 8328 GEORGETOWN PIKE MCLEAN,VA 22102			DONATION	1,500
THE MAMA PROJECT THE MAMA PROJECT 2781A GERYVILLE PIKE 2781A GERYVILLE PIKE PENNSBURG,PA 18073			DONATION	500
THE NATURE CONSERVATORY THE NATURE CONSERVATORY 4245 NORTH FAIRFAX DR 4245 NORTH FAIRFAX DR ARLINGTON,VA 22203			DONATION	100
THE OLD GALLERY THE OLD GALLERY 14863 PEAK TO PEAK HIGHWA 14863 PEAK TO PEAK HIGHWA ALLENSPARK,CO 80510			DONATION	500
THE RSE FOUNDATION INC THE RSE FOUNDATION INC PO BOX 7007 PO BOX 7007 ALBERT LEA,MN 56007			DONATION	250
THIRTEEN THIRTEEN 825 EIGHTH AVE 825 EIGHTH AVE NEW YORK,NY 10019			DONATION	200
TUCK SCHOOL OF BUSINESS TUCK SCHOOL OF BUSINESS 100 TUCK HALL 100 TUCK HALL HANOVER,NH 03755			DONATION	500
UNITED FRIENDS SCHOOL UNITED FRIENDS SCHOOL 1018 W BROAD ST 1018 W BROAD ST QUAKERTOWN,PA 18951			DONATION	250
US OLYMPIC COMMITTEE US OLYMPIC COMMITTEE PO BOX 7010 PO BOX 7010 ALBERT LEA,MN 56007			DONATION	250
WATER IS LIFE WATER IS LIFE 910 BAYLOR DR 910 BAYLOR DR NEWARK,DE 19711			DONATION	1,000
Total				106,277

Form 990PF Part XV Line 3 - Grants and Contributions Paid During the Year or Approved for Future Payment

Recipient	If recipient is an individual, show any relationship to any foundation manager or substantial contributor	Foundation status of recipient	Purpose of grant or contribution	Amount
Name and address (home or business)				
a <i>Paid during the year</i>				
WLIW21 WLIW21 825 EIGHT AVE 825 EIGHT AVE NEW YORK, NY 10019			DONATION	800
WILDLIFE CONSERVATION SOCIETY WILDLIFE CONSERVATION SOCIETY 2300 SOUTHERN BLVD 2300 SOUTHERN BLVD BRONX, NY 10460			DONATION	1,500
WORLD WILDLIFE FEDERATION WORLD WILDLIFE FEDERATION 1250 24TH ST NW 1250 24TH ST NW WASHINGTON, DC 20037			DONATION	500
WQXR NY PUBKIC RADIO WQXR NY PUBKIC RADIO 160 VARICK ST 160 VARICK ST NEW YORK, NY 10013			DONATION	360
WOUNDED WARRIOR PROJECT WOUNDED WARRIOR PROJECT 4899 BELFORT RD 4899 BELFORT RD JACKSONVILLE, FL 32256			DONATION	2,000
Total			3a	106,277

Form **4562**
 Department of the Treasury
 Internal Revenue Service (99)

Depreciation and Amortization
 (Including Information on Listed Property)

OMB No 1545-0172
2013
 Attachment
 Sequence No **179**

▶ See separate instructions. ▶ Attach to your tax return.

Name(s) shown on return THE NEEL FOUNDATION	Business or activity to which this form relates INDIRECT DEPRECIATION	Identifying number 54-0761588
--	--	---

Part I Election To Expense Certain Property Under Section 179
Note: If you have any listed property, complete Part V before you complete Part I.

1 Maximum amount (see instructions)	1	500,000
2 Total cost of section 179 property placed in service (see instructions)	2	
3 Threshold cost of section 179 property before reduction in limitation (see instructions)	3	2,000,000
4 Reduction in limitation Subtract line 3 from line 2. If zero or less, enter -0-	4	
5 Dollar limitation for tax year Subtract line 4 from line 1. If zero or less, enter -0-. If married filing separately, see instructions	5	

6 (a) Description of property	(b) Cost (business use only)	(c) Elected cost
7 Listed property Enter the amount from line 29	7	
8 Total elected cost of section 179 property Add amounts in column (c), lines 6 and 7	8	
9 Tentative deduction Enter the smaller of line 5 or line 8	9	
10 Carryover of disallowed deduction from line 13 of your 2012 Form 4562	10	
11 Business income limitation Enter the smaller of business income (not less than zero) or line 5 (see instructions)	11	
12 Section 179 expense deduction Add lines 9 and 10, but do not enter more than line 11	12	
13 Carryover of disallowed deduction to 2014 Add lines 9 and 10, less line 12	13	

Note: Do not use Part II or Part III below for listed property. Instead, use Part V.

Part II Special Depreciation Allowance and Other Depreciation (Do not include listed property) (See instructions)

14 Special depreciation allowance for qualified property (other than listed property) placed in service during the tax year (see instructions)	14	1,076
15 Property subject to section 168(f)(1) election	15	
16 Other depreciation (including ACRS)	16	132

Part III MACRS Depreciation (Do not include listed property.) (See instructions.)

Section A

17 MACRS deductions for assets placed in service in tax years beginning before 2013	17	264
18 If you are electing to group any assets placed in service during the tax year into one or more general asset accounts, check here <input type="checkbox"/>		

Section B—Assets Placed in Service During 2013 Tax Year Using the General Depreciation System

(a) Classification of property	(b) Month and year placed in service	(c) Basis for depreciation (business/investment use only—see instructions)	(d) Recovery period	(e) Convention	(f) Method	(g) Depreciation deduction
19a 3-year property						
b 5-year property		1,077	5 0	HY	200 DB	216
c 7-year property						
d 10-year property						
e 15-year property						
f 20-year property						
g 25-year property			25 yrs		S/L	
h Residential rental property			27 5 yrs	MM	S/L	
			27 5 yrs	MM	S/L	
i Nonresidential real property			39 yrs	MM	S/L	
				MM	S/L	

Section C—Assets Placed in Service During 2013 Tax Year Using the Alternative Depreciation System

20a Class life					S/L	
b 12-year			12 yrs		S/L	
c 40-year			40 yrs	MM	S/L	

Part IV Summary (see instructions.)

21 Listed property Enter amount from line 28	21	
22 Total. Add amounts from line 12, lines 14 through 17, lines 19 and 20 in column (g), and line 21. Enter here and on the appropriate lines of your return. Partnerships and S corporations—see instructions	22	1,688
23 For assets shown above and placed in service during the current year, enter the portion of the basis attributable to section 263A costs	23	

Part V Listed Property (Include automobiles, certain other vehicles, certain computers, and property used for entertainment, recreation, or amusement.)

Note: For any vehicle for which you are using the standard mileage rate or deducting lease expense, complete only 24a, 24b, columns (a) through (c) of Section A, all of Section B, and Section C if applicable.

Section A-Depreciation and Other Information (Caution: See the instructions for limits for passenger automobiles.)

24a Do you have evidence to support the business/investment use claimed? 24b If "Yes," is the evidence written? 25 Special depreciation allowance for qualified listed property placed in service during the tax year and used more than 50% in a qualified business use (see instructions) 26 Property used more than 50% in a qualified business use 27 Property used 50% or less in a qualified business use 28 Add amounts in column (h), lines 25 through 27 Enter here and on line 21, page 1 29 Add amounts in column (i), line 26 Enter here and on line 7, page 1

Section B-Information on Use of Vehicles

Complete this section for vehicles used by a sole proprietor, partner, or other "more than 5% owner," or related person. If you provided vehicles to your employees, first answer the questions in Section C to see if you meet an exception to completing this section for those vehicles.

30 Total business/investment miles driven during the year (do not include commuting miles) 31 Total commuting miles driven during the year 32 Total other personal(noncommuting) miles driven 33 Total miles driven during the year Add lines 30 through 32 34 Was the vehicle available for personal use during off-duty hours? 35 Was the vehicle used primarily by a more than 5% owner or related person? 36 Is another vehicle available for personal use?

Section C-Questions for Employers Who Provide Vehicles for Use by Their Employees

Answer these questions to determine if you meet an exception to completing Section B for vehicles used by employees who are not more than 5% owners or related persons (see instructions)

37 Do you maintain a written policy statement that prohibits all personal use of vehicles, including commuting, by your employees? 38 Do you maintain a written policy statement that prohibits personal use of vehicles, except commuting, by your employees? See the instructions for vehicles used by corporate officers, directors, or 1% or more owners 39 Do you treat all use of vehicles by employees as personal use? 40 Do you provide more than five vehicles to your employees, obtain information from your employees about the use of vehicles, and retain the information received? 41 Do you meet the requirements concerning qualified automobile demonstration use? (See instructions) Note: If your answer to 37, 38, 39, 40, or 41 is "Yes," do not complete Section B for the covered vehicles

Part VI Amortization

(a) Description of costs (b) Date amortization begins (c) Amortizable amount (d) Code section (e) Amortization period or percentage (f) Amortization for this year 42 Amortization of costs that begins during your 2013 tax year (see instructions) 43 Amortization of costs that began before your 2013 tax year 44 Total. Add amounts in column (f) See the instructions for where to report

TY 2013 Accounting Fees Schedule

Name: THE NEEL FOUNDATION

EIN: 54-0761588

Category	Amount	Net Investment Income	Adjusted Net Income	Disbursements for Charitable Purposes
ACCOUNTING FEES	2,300	2,300		

TY 2013 Compensation Explanation

Name: THE NEEL FOUNDATION

EIN: 54-0761588

Person Name	Explanation
JAMES A NEEL	
MARY NEEL GILBERT	
WENDY NEEL ELLSWORTH	
KATHRYN LEEDS NEEL	
SOPHIA NEEL KOUNTZ	
AMY BOWEN NEEL	

Note: To capture the full content of this document, please select landscape mode (11" x 8.5") when printing.

TY 2013 Depreciation Schedule

Name: THE NEEL FOUNDATION

EIN: 54-0761588

Description of Property	Date Acquired	Cost or Other Basis	Prior Years' Depreciation	Computation Method	Rate / Life (# of years)	Current Year's Depreciation Expense	Net Investment Income	Adjusted Net Income	Cost of Goods Sold Not Included
COMPUTER	2006-09-21	2,944	2,944	S/L	5 0000				
COMPUTER EQUIP	2007-02-14	3,738	3,738	S/L	5 0000				
EQUIPMENT	2009-10-31	661	419	S/L	5 0000	132			
COMPUTER	2010-05-11	4,580	3,920	200DB	5 0000	264			
COMPUTER	2013-07-31	2,153		200DB	5 0000	1,292			

Note: To capture the full content of this document, please select landscape mode (11" x 8.5") when printing.

TY 2013 Gain/Loss from Sale of Other Assets Schedule

Name: THE NEEL FOUNDATION

EIN: 54-0761588

Name	Date Acquired	How Acquired	Date Sold	Purchaser Name	Gross Sales Price	Basis	Basis Method	Sales Expenses	Total (net)	Accumulated Depreciation
ML ACCOUNTS SEE ATTACHED	2013-01	PURCHASE	2013-12		167,445	155,356			12,089	
ML ACCOUNTS SEE ATTACHED	2012-01	PURCHASE	2013-12		333,036	259,555			73,481	

**TY 2013 Investments Corporate
Stock Schedule****Name:** THE NEEL FOUNDATION**EIN:** 54-0761588

Name of Stock	End of Year Book Value	End of Year Fair Market Value
SEE ATTACHED	942,972	1,370,106

**TY 2013 Investments Government
Obligations Schedule****Name:** THE NEEL FOUNDATION**EIN:** 54-0761588**US Government Securities - End of
Year Book Value:** 265,172**US Government Securities - End of
Year Fair Market Value:** 251,341**State & Local Government
Securities - End of Year Book
Value:****State & Local Government
Securities - End of Year Fair
Market Value:**

TY 2013 Investments - Other Schedule

Name: THE NEEL FOUNDATION

EIN: 54-0761588

Category / Item	Listed at Cost or FMV	Book Value	End of Year Fair Market Value
MUTUAL FUNDS SEE ATTACHED	AT COST	451,552	459,082

TY 2013 Land, Etc. Schedule

Name: THE NEEL FOUNDATION

EIN: 54-0761588

Category / Item	Cost / Other Basis	Accumulated Depreciation	Book Value	End of Year Fair Market Value
	14,076	12,709	1,367	

TY 2013 Legal Fees Schedule

Name: THE NEEL FOUNDATION

EIN: 54-0761588

Category	Amount	Net Investment Income	Adjusted Net Income	Disbursements for Charitable Purposes
	125	125		

TY 2013 Other Expenses Schedule

Name: THE NEEL FOUNDATION

EIN: 54-0761588

Description	Revenue and Expenses per Books	Net Investment Income	Adjusted Net Income	Disbursements for Charitable Purposes
EXPENSES				
OFFICE EXPENSE	1,492	1,492		
FOREIGN TAX	1,051	1,051		
GIFTS	1,300	1,300		

TY 2013 Other Professional Fees Schedule

Name: THE NEEL FOUNDATION

EIN: 54-0761588

Category	Amount	Net Investment Income	Adjusted Net Income	Disbursements for Charitable Purposes
BROKER FEES	17,759	17,759		

TY 2013 IRS Payment**Name:** THE NEEL FOUNDATION**EIN:** 54-0761588**Routing Transit Number:****Bank Account Number:****Type of Account:** Checking**Payment Amount in Dollars and** 235**Cents:****Requested Payment Date:** 2014-10-21**Taxpayer's Daytime Phone** (914) 271-3428**Number:**

THE NEEL FOUNDATION
INVESTMENT ACCOUNTS

12/31/2013

COMMON STOCKS

		<u>Cost</u>	<u>Market Value</u>
200	Abbott Laboratories	4,082.34	7,666.00
200	Aabbvie Inc	4,449.10	10,562.00
184	Abbott Laboratories	6,985.49	7,052.72
200	Air Products & Chemical	11,768.00	22,356.00
15	Agrium Inc	1,548.56	1,372.20
51	Allstate Corp.	1,130.02	2,781.54
15	Allstate Corp.	451.03	818.10
50	Allstate Corp.	1,245.99	2,727.00
450	Altria Group Inc	7,235.42	17,275.50
13	Amazon Com Inc	2,796.16	5,184.27
61	Ameriprise Financial Inc	2,775.25	7,018.05
47	Ametek Inc	1,608.76	2,475.49
51	Amphenol Corp	3,036.59	4,548.18
82	Amdocs Limited	2,654.57	3,381.68
9	Apple Inc	3,846.58	5,049.18
7	Apple Inc	631.51	3,927.14
10	Apple inc	1,009.76	5,610.20
5	Apple Inc	618.55	2,805.10
3	Apple Inc	1,977.32	1,683.06
650	Ares Capital Corp exch from Allied Capital	39,555.00	11,550.50
341	Atmel Corp	2,056.42	2,670.03
198	Astrazeneca	9,128.36	11,755.26
42	Alliance Data Sys Corp	7,550.41	11,043.06
67	Anheuser-Busch	5,713.39	7,132.82
7	Anheuser-Busch	652.52	745.22
86	Aon	5,289.64	7,214.54
56	Asml Holding NV NY	3,633.39	5,247.20
106	AT&T	2,463.97	3,726.96
563	AT&T	12,107.75	19,795.08
40	AT&T	1,013.58	1,406.40
15	AT&T	369.34	527.40
7	AT&T	235.18	246.12
10	AT&T	351.37	351.60
133	Amn Elec Power Co	5,469.54	6,216.42
3	Amn Elec Power Co	142.10	140.22
30	Athena Health Inc	2,510.84	4,035.00
88	Aust NW	1,857.75	2,538.80
54	Axis Capital Holdings	1,690.59	2,568.78
2	Axis Capital Holdings	62.37	95.14
344	Barrick Gold Corp	7,596.06	6,064.72
75	Bae Sys	1,496.25	2,196.75
19	Bae Sys	331.13	556.51
208	Banco Bradesco	3,307.40	2,606.24
24	Baxter International Inc	1,658.28	1,669.20
63	Barclays	903.02	1,142.19
20	Barclays	240.08	362.60
20	Biogen Idec Inc	2,372.56	5,591.44
53	Boeing Co	3,647.04	7,233.97
41	Boc Hong Kong Holdings	2,724.84	2,645.32
171	Bristol-Myers Squibb	6,441.90	9,088.65

THE NEEL FOUNDATION

INVESTMENT ACCOUNTS

12/31/2012

COMMON STOCKS

		<u>Cost</u>	<u>Market Value</u>
13	Canadian Pacific Railway	1,119.35	1,967.16
133	Candence Design Sys	1,828.42	1,864.66
42	Cap Gemini	791.87	1,422.54
770	Chevron Texaco Corp	17,067.00	96,180.70
52	Chevron Corp	3,194.80	6,495.32
146	Coca Cola	5,000.85	6,031.26
121	Comcast Corp	5,409.54	6,287.77
406	Companhia D Snmnto	3,349.26	4,604.04
170	Conoco Phillips	7,717.43	12,010.50
33	Celegene Corp	3,167.60	5,575.95
37	Centrica	832.63	857.66
42	CH Robinson Worldwide	2,477.89	2,450.70
196	CA Inc	5,068.50	6,595.40
183	China Construct Unspn	2,727.80	2,777.94
99	Cit Group Inc	4,943.73	5,160.87
141	Carlsberg AS	2,428.49	3,116.10
126	Citigroup Inc	6,402.21	6,565.86
267	Cisco Systems Inc	4,450.10	5,988.81
78	Copel Parana	1,701.53	1,024.92
40	Copel Parana	855.59	525.60
20	Copel Parana	389.87	262.80
38	Copel Parana	585.82	499.32
38	Copel Parana	489.47	499.32
128	Crown Castle Intl	7,778.74	9,399.04
8	Costar Group Inc	668.96	1,476.64
53	China Mobile Ltd	2,854.36	2,771.37
34	China Pete Chem	2,626.21	2,793.78
76	CVS Caremark Corp	4,501.89	5,439.32
92	Danaher Corp	5,170.73	7,102.40
11	Diageo Plc	801.75	1,456.62
105	Dominion Res Inc	6,292.72	6,792.45
62	Dresser Rand Group Inc	3,216.39	3,697.06
180	Deutsche Boerse	881.53	1,485.00
101	Du Pont E I	5,184.22	6,561.97
45	Ebay Inc	2,364.13	2,468.93
42	Edwards Lifesciences	3,639.50	2,761.92
124	Enesco Plc-Spon	6,548.47	7,090.32
74	Eaton Corp	4,423.08	5,632.88
63	Expeditors Intl Wash Inc	2,413.59	2,787.75
38	Family Dollars	2,592.98	2,468.86
157	Flextronics Intl Ltd	1,065.00	1,219.89
42	FedEx Corp	3,977.00	6,038.34
745	Ford Motor Co	10,745.40	11,495.35
313	Fifth Third Bancorp	4,864.14	6,582.39
53	Gartner Inc	2,599.02	3,765.65
1,000	General Electric	33,780.00	28,030.00
44	Gildan Activewear Inc	2,012.68	2,345.64
232	General Electric	4,614.77	6,502.96

THE NEEL FOUNDATION

INVESTMENT ACCOUNTS

12/31/2012

COMMON STOCKS

		<u>Cost</u>	<u>Market Value</u>
15	Google Inc	9,961.52	16,810.65
60	Golden Agri-Res Ltd	3,042.31	2,596.80
157	General Motors Co	6,483.02	6,416.59
50	HSBC Hldg	2,364.10	2,756.50
99	Harris Corp	3,231.12	6,911.19
29	Jack Henry & Assoc Inc	1,076.11	1,717.09
40	Hitachi Ltd	2,248.50	3,056.40
87	Home Depot	6,841.16	7,163.58
47	Incyte Corp	881.98	2,379.61
37	Imperial Tob	2,662.92	2,877.86
521	Intel Corp	11,361.89	13,522.56
29	IBM	6,020.04	5,439.53
143	Intl Paper Co	4,191.92	7,011.29
159	Israel Chemicals	1,568.63	1,335.60
89	Intuit Inc	5,965.17	6,792.48
45	Isuzu Motors Ltd	2,765.16	2,805.75
200	Johnson & Johnson	12,460.00	18,318.00
144	Johnson & Johnson	10,033.93	13,188.96
232	JP Morgan Chase	7,932.59	13,567.36
47	KLA Tencor Corp	2,512.05	3,029.62
64	Komatsu	1,561.14	1,317.12
89	KDDI Corp	727.60	1,374.16
275	Kellogg Co PV 25ct	12,295.25	16,794.25
58	Koc Holding	1,115.80	1,195.38
210	Kinder Morgan Inc	7,763.63	7,560.00
103	Kraft Foods (Stk Div for Altria Group	2,605.72	5,552.73
71	Kraft Foods Group Inc	3,897.54	3,827.61
45	Lockheed Martin Corp	3,717.76	6,689.70
24	Lukoil Sponsored	1,479.24	1,514.88
36	Lamar Advertising	1,181.12	1,881.00
19	Life Technologoes Corp	1,137.66	1,440.20
57	LPL Financial Holdings	1,915.30	2,681.85
74	Marks & Spencer	809.37	1,060.72
11	Marks & Spencer	109.51	157.67
27	MSC Indl Direct Inc	1,903.00	2,183.49
63	Masimo Corp	1,421.83	1,841.49
247	Metlife Inc	11,215.18	13,318.24
31	Manulife Financial Corp	462.53	611.63
117	Manulife Financial Corp	1,574.51	2,308.41
31	Mobile Telesys	640.69	670.53
172	Marathon Oil Corp	4,297.79	6,071.60
19	Medivation Inc	1,071.74	1,212.58
117	Molson Coor Brew Co	5,129.49	6,569.55
41	Medtronic Inc	1,219.34	2,352.99
10	Medtronic Inc	398.89	573.90
34	Medtronic Inc	1,071.84	1,951.26

THE NEEL FOUNDATION

INVESTMENT ACCOUNTS

12/31/2012

COMMON STOCKS

		<u>Cost</u>	<u>Market Value</u>
411	Microsoft Corp.	12,533.92	15,375.51
10	Mitsubishi	2,692.94	2,800.60
54	Monsanto Co	4,199.39	6,293.70
669	Mizuho Financial Group	2,283.31	2,916.84
87	MSCI Inc	3,063.70	3,803.64
12	Mead Johnson Nutrtn Co	866.92	1,005.12
134	Merck & Co Inc	5,247.51	6,706.70
26	Motorola Solutions Inc	1,245.55	1,755.00
38	Michael Kors Holdings Ltd	2,330.36	3,085.22
189	Mondelez International Inc	4,854.61	10,978.30
16	Magna Intl Inc	630.26	1,312.96
250	Nextera Energy Inc (From FPL Group)	8,912.50	21,405.00
216	Newell Rubbermaid Inc	5,505.42	7,000.56
600	Nike Inc CL B	13,095.50	47,184.00
106	Nitto Denko Corp	2,232.10	2,260.98
52	Noble Energy Inc	3,834.53	3,541.72
81	Nielsen Holdings	3,257.01	3,717.09
99	Twenty-First Century Fox Inc	3,012.09	3,481.83
73	Norfolk Southern Corp	5,835.25	6,776.59
57	Northrop Grumman Corp	2,739.58	6,532.77
238	On Semiconductor	1,549.06	1,961.12
27	O'Reilly Automotive Inc	2,548.23	3,475.17
105	Orange	1,406.09	1,296.75
30	Omnicom Group	1,563.84	2,231.10
91	Oracle Corp	3,356.79	3,481.66
37	PPG Industries Inc	6,149.13	7,017.42
23	Price T Rowe	1,426.10	1,926.71
9	Posco	717.57	702.00
83	PNC Financial	4,718.45	6,439.14
44	Philip Morris Intl Inc	3,922.00	3,833.72
38	Pepsico Inc	3,212.06	3,151.72
369	Pfizer Inc	7,669.83	11,302.47
57	Potash Corp	2,474.18	1,878.72
44	Precision Castparts	6,677.24	11,849.20
450	Philip Morris (Stk Div Altria Group)	16,487.26	39,208.50
225	Procter Gamble	12,449.00	18,317.25
71	Procter Gamble	4,646.63	5,780.11
14	Renaissancere Holding Ltd	797.46	1,362.76
52	Rio Tinto Plc	2,946.44	2,934.36

THE NEEL FOUNDATION

INVESTMENT ACCOUNTS

12/31/2012

COMMON STOCKS

		Cost	Market Value
48	Ryanair Holdings PLC	1,500.97	2,252.64
85	Range Resources corp	5,210.13	7,166.35
74	Ritchie Bros Auctioneers	1,458.45	1,696.82
122	Reynolds American Inc	2,815.24	6,098.78
14	Royal Dutch Shell	891.42	997.78
12	Royal Dutch Shell	584.20	855.24
65	Royal Dutch Shell	3,061.20	4,632.55
41	Royal Dutch Shell	2,201.62	2,922.07
1	Royal Dutch Shell	69.80	71.27
4	Royal Dutch Shell	272.55	285.08
22	Royal Dutch Shell	1,488.84	1,567.94
25	Roper industries Inc	1,642.23	3,467.00
84	Sasol Ltd	3,389.44	4,153.80
30	Schein Henry Inc	2,322.68	3,427.80
22	Siemens	1,777.94	3,047.22
122	Statoil Asa	2,586.50	2,943.86
53	Sanofi Aventis	1,868.99	2,842.39
1,200	Southern Company	19,522.53	49,332.00
61	Sage Group	991.60	1,629.31
209	Sega Sammy Holdings Inc	1,073.85	1,331.33
72	Solera Holdings Inc	3,117.32	5,094.72
77	Serco Group	611.86	645.26
32	Sherwin Williams	5,198.10	5,872.00
105	Sensata Tech Holdings	3,260.17	4,070.85
250	SLM Corp	5,728.69	6,570.00
109	Sberbank	1,237.22	1,370.13
399	Staples Inc	4,652.87	6,340.11
63	Starbucks corp	1,705.34	4,938.57
39	Svenska C	573.93	1,204.32
9	Svenska C	127.67	277.92
31	Teradata Corp	1,261.24	1,410.19
157	Tesco	2,735.21	2,643.88
75	Taiwan S Manufacturing	841.08	1,308.00
213	Total S A	10,798.10	13,050.51
20	Techne Corp	1,357.78	1,893.40
44	Tata Motors Ltd	1,021.28	1,355.20
243	Teva Pharmactcl	9,726.31	9,739.44
19	Telenor	1,307.20	1,359.83
51	Travelers Co Inc	1,880.89	4,617.54
15	Travelers Co Inc	758.67	1,358.10
5	Travelers Co Inc	245.44	452.70
75	Te Connectivity	2,686.63	4,133.25
28	Thermo Fisher Scientific Inc	1,581.06	3,117.80
29	Toronto Dominion Bank	2,082.78	2,732.96
8	Transdigm Group	1,101.84	1,288.16
123	Unilever	4,686.18	4,948.29
57	Union Pacific Corp	6,539.52	9,576.00
72	United Overseas Bk	2,105.28	2,420.64
10	United Overseas Bk	256.05	336.20
1	United Overseas Bk	30.05	33.62
50	Varian Medical Sys Inc	3,004.61	3,884.50
195	Veizon Comm	8,084.56	9,582.30
29	Vale SA	909.95	442.25
88	Vale SA	1,910.16	1,342.00
57	Vale SA	792.07	869.25
70	Vistaprint	2,714.23	3,979.50
86	Verisk Analytics Inc	4,171.78	5,651.92
54	Volkswagen	2,157.80	3,047.76
43	World Fuel Services	1,569.16	1,855.88
15	Waters Corp	1,136.62	1,500.00
138	Wal-Mart Stores Inc	8,828.01	10,859.22
64	Whole Foods Mkt	2,787.26	3,701.12

THE NEEL FOUNDATION
INVESTMENT ACCOUNTS
12/31/2012

COMMON STOCKS

		<u>Cost</u>	<u>Market Value</u>
52	Wolverine World Wide	1,103.39	1,765.92
27	Xerox Corp	365.87	328.59
70	Xerox Corp	592.20	851.90
105	Xerox Corp	969.09	1,277.85
217	Xerox Corp	1,729.84	2,640.89
190	Xerox Corp	1,202.80	2,312.30
55	Xilinx Inc	1,869.99	2,525.60
101	Yamana Gold Inc	938.94	870.62
20	Yamana Gold Inc	290.53	172.40
177	Yamana Gold Inc	2,129.24	1,525.74
16	Youku Tudou Inc	455.26	484.80
294	Wells Fargo & Co	8,643.97	13,347.60
155	Zurich Insurance Group	3,211.70	4,521.35
		<u>942,972.45</u>	<u>1,370,105.73</u>

FIXED RATE SECURITIES

18,000	Federal Nat'l Mtge Assn 5% 2035 P735580	2,297.22	2,532.45
18,000	Federal Nat'l Mtge Assn 6% 2038 P889579	1,863.22	1,894.10
17,000	Federal Nat'l Mtge Assn 6% 2038 P992144	1,352.97	1,466.15
14,000	Federal Nat'l Mtge Assn 3% 2042 PAP7553	13,538.71	12,219.92
5,000	Federal Home Ln Mtg Corp 5% 2038 G05188	629.37	632.58
20,000	Federal Home Ln Mtg Corp 4% 2041 A96807	10,538.30	10,138.01
12,000	Federal Home Ln Mtg Corp 3.5% 2041 A96409	8,004.07	7,585.18
7,000	Federal Home Ln Mtg Corp 4% 2043 G08558	7,283.34	7,172.43
3,000	FHLMC 5% 2039 G07021	1,197.78	1,185.63
14,000	FNMA 6% 2038 P992033	445.42	481.42
3,000	FNMA 4 50% 2040 PAE 5471	1,384.90	1,390.57
22,000	FNMA 4.50% 2041 PAL 0065	11,904.04	12,503.16
23,000	FNMA 2040 PAH1559	10,767.46	10,481.73
13,099	FNMA 50% PAB4102	8,297.63	8,016.46
13,000	FNMA 3.5% PAE0937	8,258.90	8,102.99
6,000	FNMA .4% PAJ5300	4,917.28	4,943.56
4,000	FNMA .5% P995737	779.44	779.73
2,000	FNMA 45% PA18194	1,035.46	1,021.17
4,000	FNMA 3% PAU1629	3,845.15	3,747.95
12,000	US Treasury Inflation Note .125%	13,061.01	11,674.80
9,000	US Treasury Inflation Note	9,890.73	8,756.10
7,000	US Treasury Inflation Note	6,994.47	6,810.30
5,000	US Treasury Inflation Bond 2.375%	8,291.60	7,121.42
2,000	US Treasury Inflation Bond 2 500%	3,013.92	2,556.84
9,000	US Treasury Inflation Bond	13,996.28	11,505.79
4,000	US Treasury Inflation Bond	5,867.53	5,697.13
4,000	US Treasury Inflation Bond	5,263.21	5,113.69
3,000	US Treasury Note	2,852.71	2,782.98
10,000	US Treasury Note	9,915.27	9,818.80
13,000	US Treasury Note 2.%	13,448.75	12,407.85
6,000	US Treasury Note	5,866.90	5,726.70
27,000	US Treasury Note	27,084.72	26,510.76
18,000	US Treasury Note 1.125%	17,831.25	17,000.00
7,000	US Treasury Note	6,733.15	6,611.15
5,000	US Treasury Note 2.0%	5,033.06	4,638.30
9,000	US Treasury Note	9,107.29	8,348.94
2,000	US Treasury Note .750%	2,005.41	1,963.76
		<u>264,597.92</u>	<u>251,340.50</u>

MUTUAL FUNDS

10881.393	Delaware Investments Diversified	100,000.00	96,735.58
9,453	PIMCO Fixed Income Series C	117,401.34	115,232.07
10,035	PIMCO Fixed Income Series M	107,216.97	106,170.30
8,615.181	Loomis Sayles Strategic Income Fund	126,933.20	140,944.36
		<u>451,551.51</u>	<u>459,082.31</u>

THE NEEL FOUNDATION										
CAPITAL GAINS AND LOSSES										
TAX YEAR 2013										
# of Shares	Stock	Sale Date	Sale	Purchase Date	Cost	SHORT TERM		LONG TERM		
						Loss	Gain	Loss	Gain	
	ML 779-04018 Page 1	Various	6,649.14	Various	7,578.92		(929.78)			
	ML 779-04018 Page 2	Various	11,717.70	Various	10,812.82			904.88		
	ML 779-04018 Page 3	Various	14,924.52	Various	12,021.01			2,903.51		
	ML 779-04018 Page 4	Various	17,239.20	Various	17,385.25		(146.05)			
	ML 779-04018 Page 5	Various	18,301.93	Various	17,882.96			418.97		
	ML 779-04018 Page 6	Various	16,550.68	Various	16,250.72			299.96		
	ML 779-04018 Page 7	Various	14,236.68	Various	10,677.87			3,558.81		
	ML 779-04018 Page 8	Various	15,928.21	Various	14,544.09			1,384.12		
	ML 779-04018 Page 9	Various	11,517.76	Various	8,326.08			3,191.68		
	ML 779-04018 Page 10	Various	7,770.45	Various	6,625.66			1,144.79		
	ML 779-04018 Page 11	Various	32,609.19	Various	33,250.90		(641.71)			
	ML 779-04018 Page 11	11/1/11	87.10	10/23/13	77.88				9.22	
	ML 779-04018 Page 12	Various	20,212.92	Various	14,724.72				5,488.20	
	ML 779-04018 Page 13	Various	9,059.05	Various	9,639.30			(580.25)		
	ML 779-04018 Page 14	Various	13,536.58	Various	9,520.15				4,016.43	
	ML 779-04018 Page 15	Various	11,219.76	Various	9,976.30				1,243.46	
	ML 779-04018 Page 16	Various	13,087.12	Various	8,984.18				4,102.94	
	ML 779-04018 Page 17	Various	4,502.78	Various	3,148.17				1,354.61	
	ML 779-04018 Page 18	Various	23,422.04	Various	19,295.64				4,126.40	
	ML 779-04018 Page 19	Various	16,389.56	Various	11,585.00				4,804.56	
	ML 779-04018 Page 20	Various	9,153.52	Various	7,049.46				2,104.06	
	ML 779-04018 Page 21	Various	9,698.14	Various	6,030.52				3,667.62	
	ML 779-04018 Page 22	Various	15,061.19	Various	13,332.97				1,728.22	
	ML 779-04018 Page 23	Various	12,118.91	Various	10,707.03				1,411.88	
	ML 779-04018 Page 24	Various	18,002.76	Various	13,727.12				4,275.64	
	ML 779-04018 Page 25	Various	5,974.27	Various	4,794.53				1,179.74	
	ML 779-04018 Page 26	Various	7,696.36	Various	6,533.53				1,162.83	
	ML 779-04018 Page 27	Various	15,061.74	Various	10,209.36				4,852.38	
	ML 779-04018 Page 28	11/1/11	297.35	8/30/13	304.76			(7.41)		
	ML 779-04018 Page 28	Various	21,393.55	Various	19,919.83				1,473.72	
	ML 779-04018 Page 29	Various	15,718.28	Various	7,192.94				8,525.34	
	ML 779-04018 Page 30	Various	13,379.19	Various	11,962.35				1,416.84	
	ML 779-04018 Page 31	Various	14,255.65	Various	10,773.15				3,482.50	
	ML 779-04018 Page 32	Various	11,781.15	Various	8,598.28				3,182.87	
	ML 779-04018 Page 33	Various	16,746.42	Various	10,996.90				5,749.52	
	ML 779-04018 Page 34	Various	14,983.96	Various	8,827.33				6,156.63	
	ML 779-04018 Page 35	Various	20,135.46	Various	21,643.50			(1,508.04)		
Cash in Lieu	Royal Dutch shell	10/9/13	60.99	10/9/13	0.00				60.99	
	TOTALS		500,481.26		414,911.18		(1,717.54)	13,806.72	75,576.60	
	Total Short Term Loss									
	Total Long Term Gain							12,089.18	73,480.90	

SCHEDULE D



Account No.
779-04018

Taxpayer No.
54-0761588

Page
8 of 74

THE NEEL FOUNDATION

2013 ANNUAL STATEMENT SUMMARY

The following sections are provided to facilitate your review and the preparation of your tax return.

The 2013 Proceeds from Broker and Barter Exchange Transactions section includes both sales of positions for "covered securities" and "noncovered securities." A covered security includes those with a purchase date within the following timeline: Equities acquired on or after January 1, 2011 and Mutual Funds acquired on or after January 1, 2012. Legislation requires reporting the gross proceeds of the sales of "covered" and "noncovered" securities and the adjusted cost basis for "covered securities." Any sale of a security that is considered a "noncovered security" will still be included in this section with the adjusted cost basis (where available).

In calculating gain (loss), unless otherwise noted, it was assumed that the oldest position was liquidated first, and that you have made an election to amortize the premium paid on the purchase of taxable bonds. Under the Cost Basis Reporting Regulations, brokers need not track wash sale activity for substantially identical securities, transactions across accounts, or between covered and non-covered securities. However, you as a taxpayer still have to track and report wash sales as you have in the past which would include all of the aforementioned transaction types. Securities distributed from a retirement account reflect the tax basis on the date of distribution. Other methods for calculating gain (loss) are available. The cost basis for most Original Issue Discount ("OID") obligations includes the accretion of OID. For purposes of allocating original purchase price to the components of an equity unit consisting of a purchase contract and a debt security subject to a remarketing event, we assumed that the fair market value of the debt security on purchase date was equal to its adjusted issue price. The difference between your original cost and the amount allocable to the debt component was allocated to the purchase contract. In making adjustments to the cost basis of the purchase contract, it was assumed that the unit holder included contract adjustment payments in income when received.

This is important tax information and is being furnished to the Internal Revenue Service. If you are required to file a return, a negligence penalty or other sanction may be imposed on you if this income is taxable and the IRS determines that it has not been reported.

1099-B 2013 PROCEEDS FROM BROKER & BARTER EXCHANGE TRANSACTIONS

1e. Quantity	Transaction Description	1b. Date of Acquisition	1a. Date of Sale or Exchange	2a. Amount	3. Cost Basis	5. Wash Sale Loss Disallowed	Gain or (Loss)	Remarks
SHORT TERM CAPITAL GAINS AND LOSSES - 1099-B Line 1c.								
COVERED TRANSACTIONS - 1099-B Line 6b. (cost basis reported to the IRS)								
	ADOBE SYS DEL PV\$ 0.001		CUSIP Number					
18.0000	Sale	08/20/12	00724FT01	686.79	606.78	0.00	80.01	
37.0000	Sale	08/20/12	01/02/13	1,408.06	1,247.26	0.00	160.80	
	Security Subtotal			2,094.85	1,854.04	0.00	240.81	
AGRIUM INC								
			CUSIP Number					
2.0000	Sale	01/22/13	008916108	174.21	218.71	44.50 (W)	0.00	
2.0000	Sale	01/22/13	10/23/13	174.22	218.71	0.00	(44.49)	
7.0000	Sale	01/22/13	10/24/13	601.95	765.48	0.00	(163.53)	
13.0000	Sale	01/23/13	10/24/13	1,117.91	1,440.88	0.00	(322.97)	
1.0000	Sale	01/23/13	10/25/13	86.04	110.84	0.00	(24.80)	
12.0000	Sale	01/24/13	10/25/13	1,032.53	1,366.54	0.00	(334.01)	
5.0000	Sale	01/24/13	10/28/13	427.85	569.39	0.00	(141.54)	
3.0000	Sale	02/22/13	10/28/13	256.71	303.12	0.00	(46.41)	
2.0000	Sale	02/10/13	12/27/13	182.43	226.01	0.00 (Y)	(43.58)	
4.0000	Sale	02/22/13	12/27/13	364.89	404.16	0.00	(39.27)	
1.0000	Sale	02/22/13	12/30/13	91.05	101.04	0.00	(9.99)	
	Security Subtotal			4,509.79	5,724.88	44.50	(1,170.59)	

PAGE 1

THE NEEL FOUNDATION

2013 ANNUAL STATEMENT SUMMARY
2013 PROCEEDS FROM BROKER & BARTER EXCHANGE TRANSACTIONS

1099-B	1e. Quantity	Transaction Description	1b. Date of Acquisition	1a. Date of Sale or Exchange	2a. Amount	3. Cost Basis	5. Wash Sale Loss Disallowed	Gain or (Loss)	Remarks
AMETEK INC NEW									
	1,000	Sale	08/20/12	031100100	43.69	34.05	0.00	9.64	
	2,000	Sale	08/20/12	08/15/13	87.64	68.10	0.00	19.54	
	3,000	Sale	08/20/12	08/16/13	131.15	102.15	0.00	29.00	
		Security Subtotal			262.48	204.30	0.00	58.18	
ANNALY CAP MGMT INC									
	40,000	Sale	11/09/12	035710409	467.79	600.18	0.00	(132.39)	
	136,000	Sale	07/16/13	10/21/13	1,590.49	1,638.04	0.00	(47.55)	
	54,000	Sale	07/16/13	10/22/13	642.62	650.40	0.00	(7.78)	
		Security Subtotal			2,700.90	2,888.62	0.00	(187.72)	
ALLERGAN INC									
	7,000	Sale	10/18/12	018490102	726.92	664.23	0.00	62.69	
	25,000	Sale	10/18/12	05/01/13	2,505.82	2,372.26	0.00	133.56	
		Security Subtotal			3,232.74	3,036.49	0.00	196.25	
ALLIANCE DATA SYS CORP									
	6,000	Sale	06/06/13	018581108	1,465.64	1,064.03	0.00	401.61	
AEON COMPANY LTD ADR									
	24,000	Sale	06/08/12	007627102	303.38	287.16	0.00	16.22	
	25,000	Sale	06/08/12	05/17/13	314.37	299.13	0.00	15.24	
	28,000	Sale	06/14/12	05/17/13	352.11	334.10	0.00	18.01	
	23,000	Sale	06/14/12	05/24/13	277.31	274.44	0.00	2.87	
	32,000	Sale	11/09/12	05/24/13	385.83	345.28	0.00	40.55	
		Security Subtotal			1,633.00	1,540.11	0.00	92.89	
AMERICAN INTERNATIONAL GROUP INC									
	24,000	Sale	08/16/12	026874784	936.37	829.39	0.00	106.98	
	1,000	Sale	08/16/12	03/07/13	39.02	38.37	0.00 (Y)	0.65	
	35,000	Sale	08/17/12	04/30/13	1,447.55	1,211.51	0.00	236.04	
		Security Subtotal			2,422.94	2,079.27	0.00	343.67	
ASML HLDG NV NY REG SHS									
	3,000	Sale	07/18/12	N07059210	222.01	172.50	0.00	49.51	
	6,000	Sale	07/18/12	05/09/13	459.92	344.99	0.00	114.93	
	4,000	Sale	07/18/12	05/10/13	310.03	230.00	0.00	80.03	

PAGE 2



Account No.
779-04018

Taxpayer No.
54-0761588

Page
10 of 74

THE NEEL FOUNDATION

2013 ANNUAL STATEMENT SUMMARY
2013 PROCEEDS FROM BROKER & BARTER EXCHANGE TRANSACTIONS

1099-B

1e. Quantity	Transaction Description	1b. Date of Acquisition	1a. Date of Exchange	2a. Amount	3. Cost Basis	5. Wash Sale Loss Disallowed	Gain or (Loss)	Remarks
	ASML HLDG NV NY REG SHS		N07059210					
2.0000	Sale	08/20/12	05/10/13	155.02	121.82	0.00	33.20	
11.0000	Sale	08/20/12	08/09/13	1,006.69	670.02	0.00	336.67	
8.0000	Sale	08/21/12	08/09/13	732.14	494.02	0.00	238.12	
3.0000	Sale	08/21/12	08/15/13	273.88	185.25	0.00	88.63	
11.0000	Sale	12/07/12	08/27/13	966.78	696.72	0.00	270.06	
5.0000	Sale	12/07/12	11/11/13	438.99	316.69	0.00	122.30	
3.0000	Sale	12/07/12	11/11/13	263.40	190.01	0.00	73.39	
	Security Subtotal			4,828.86	3,422.02	0.00	1,406.84	
	AUTOMATIC DATA PROC		053015103					
10.0000	Sale	03/07/13	11/11/13	757.74	633.80	0.00	123.94	
21.0000	Sale	03/07/13	11/14/13	1,617.55	1,330.97	0.00	286.58	
5.0000	Sale	03/07/13	11/15/13	384.81	316.90	0.00	67.91	
26.0000	Sale	03/08/13	11/15/13	2,001.02	1,646.93	0.00	354.09	
14.0000	Sale	03/11/13	11/15/13	1,077.48	890.45	0.00	187.03	
	Security Subtotal			5,838.60	4,819.05	0.00	1,019.55	
	BANCO BRADESCO S.A. ADR		059460303					
	Cash/Lieu	11/09/12	04/10/13	11.62	11.34	0.00	0.28	
	BRISTOL-MYERS SQUIBB CO		110122108					
50.0000	Sale	08/27/12	01/09/13	1,677.26	1,641.01	0.00	36.25	
	COMCAST CORP NEW CL A		20030N101					
12.0000	Sale	07/11/13	11/11/13	570.48	532.35	0.00	38.13	
	CADENCE DESIGN SYS INC		127387108					
22.0000	Sale	09/16/13	11/11/13	285.38	300.90	15.52 (W)	0.00	
	CVS CAREMARK CORP		126650100					
10.0000	Sale	05/14/13	11/11/13	637.97	592.35	0.00	45.62	
	CROWN CASTLE INTL CORP		228227104					
4.0000	Sale	04/27/12	01/25/13	293.81	226.40	0.00	67.41	
4.0000	Sale	04/27/12	02/11/13	280.90	226.40	0.00	54.50	
	Security Subtotal			574.71	452.80	0.00	121.91	
	COSTAR GROUP INC COM		22160N109					
3.0000	Sale	08/20/12	08/08/13	484.12	249.19	0.00	234.93	

PAGE 3

THE NEEL FOUNDATION

2013 ANNUAL STATEMENT SUMMARY
2013 PROCEEDS FROM BROKER & BARTER EXCHANGE TRANSACTIONS

1099-B

1e. Quantity	Transaction Description	1b. Date of Acquisition	1a. Date of Sale or Exchange	2a. Amount	3. Cost Basis	5. Wash Sale Loss Disallowed	Gain or (Loss)	Remarks
	CHINA PETE CHEM SPN ADR Cash/Lieu	08/17/12	07/15/13	13.71	14.99	0.00	(1.28)	
	CHIPOTLE MEXICAN GRILL							
	5.0000 Sale	01/17/13	03/12/13	1,595.45	1,457.32	0.00	138.13	
	2.0000 Sale	01/17/13	05/07/13	722.86	582.93	0.00	139.93	
	6.0000 Sale	01/17/13	06/27/13	2,180.48	1,748.79	0.00	431.69	
	3.0000 Sale	01/17/13	06/28/13	1,093.33	874.39	0.00	218.94	
	Security Subtotal			5,592.12	4,663.43	0.00	928.69	
	CAMERON INTL CORP							
	18.0000 Sale	01/29/13	04/05/13	1,099.95	1,108.30	0.00	(8.35)	
	21.0000 Sale	01/29/13	04/08/13	1,304.13	1,293.02	0.00	11.11	
	11.0000 Sale	01/30/13	04/08/13	683.13	672.60	0.00	10.53	
	Security Subtotal			3,087.21	3,073.92	0.00	13.29	
	CHINA CONSTRUCT UNSPN AD							
	2.0000 Sale	07/29/13	11/11/13	30.99	29.72	0.00	1.27	
	CITIGROUP INC COM NEW							
	17.0000 Sale	10/17/13	11/11/13	845.57	859.09	13.52 (W)	0.00	
	DOMINION RES INC NEW VA							
	11.0000 Sale	09/06/13	11/11/13	719.59	635.81	0.00	83.78	
	E M C CORPORATION MASS							
	26.0000 Sale	08/10/12	07/11/13	636.25	698.66	0.00	(62.41)	
	56.0000 Sale	08/01/12	07/11/13	1,370.36	1,466.51	0.00	(96.15)	
	Security Subtotal			2,006.61	2,165.17	0.00	(158.56)	
	EQUINIX INC							
	12.0000 Sale	04/29/13	08/13/13	2,112.80	2,550.43	0.00	(437.63)	
	16.0000 Sale	04/30/13	08/13/13	2,817.08	3,392.69	0.00	(575.61)	
	Security Subtotal			4,929.88	5,943.12	0.00	(1,013.24)	

Page 4



Account No.
779-04018

Taxpayer No.
54-0761588

Page
12 of 74

THE NEEL FOUNDATION

2013 ANNUAL STATEMENT SUMMARY
2013 PROCEEDS FROM BROKER & BARTER EXCHANGE TRANSACTIONS

1099-B

1e. Quantity	Transaction Description	1b. Date of Acquisition	1a. Date of Sale or Exchange	2a. Amount	3. Cost Basis	5. Wash Sale Loss Disallowed	Gain or (Loss)	Remarks
	COM	CUSIP Number	278642103					
19,000	Sale	06/26/13	11/11/13	1,002.27	976.82	0.00	25.45	
46,000	Sale	06/26/13	12/18/13	2,411.17	2,364.93	0.00	46.24	
11,000	Sale	07/02/13	12/18/13	576.59	586.68	0.00	(10.09)	
	Security Subtotal			3,990.03	3,928.43	0.00	61.60	
	EOG RESOURCES INC	CUSIP Number	26875P101					
10,000	Sale	11/16/12	02/22/13	1,247.65	1,165.27	0.00	82.38	
14,000	Sale	11/19/12	02/22/13	1,746.71	1,671.58	0.00	75.13	
	Security Subtotal			2,994.36	2,836.85	0.00	157.51	
	EDWARDS LIFESCIENCES CRP	CUSIP Number	28176ET08					
12,000	Sale	02/08/13	07/17/13	802.65	1,043.99	0.00	(241.34)	
1,000	Sale	02/08/13	07/24/13	70.02	87.00	0.00	(16.98)	
10,000	Sale	02/11/13	07/24/13	700.25	866.69	0.00	(166.44)	
3,000	Sale	02/11/13	11/11/13	192.50	260.01	0.00	(67.51)	
4,000	Sale	02/12/13	11/11/13	256.68	349.25	0.00	(92.57)	
	Security Subtotal			2,022.10	2,606.94	0.00	(584.84)	
	EXPRESS SCRIPTS HLDG CO	CUSIP Number	30219G108					
39,000	Sale	11/09/12	05/13/13	2,413.87	2,123.00	0.00	290.87	
	EATON CORP PLC	CUSIP Number	G29183103					
25,000	Sale	02/04/13	05/13/13	1,611.02	1,412.73	0.00	198.29	
23,000	Sale	02/04/13	07/11/13	1,566.79	1,299.71	0.00	267.08	
3,000	Sale	02/04/13	11/11/13	211.71	168.47	0.00	43.24	
9,000	Sale	02/05/13	11/11/13	635.13	515.46	0.00	119.67	
	Security Subtotal			4,024.65	3,396.37	0.00	628.28	
	FREEMPT-MCMRAN CPR & GLD	CUSIP Number	35671D857					
4,000	Sale	11/09/12	07/02/13	110.56	155.35	0.00	(44.79)	
5,000	Sale	05/15/13	07/02/13	138.22	157.03	0.00	(18.81)	
61,000	Sale	05/15/13	07/05/13	1,650.64	1,915.70	0.00	(265.06)	
	Security Subtotal			1,899.42	2,228.08	0.00	(328.66)	
	FORD MOTOR CO	CUSIP Number	345370860					
44,000	Sale	03/12/13	11/11/13	739.12	589.04	0.00	150.08	
13,000	Sale	03/13/13	11/11/13	218.38	174.25	0.00	44.13	
	Security Subtotal			957.50	763.29	0.00	194.21	

PAGE 5



Account No.
779-04018

Taxpayer No.
54-0761588

Page
13 of 74

THE NEEL FOUNDATION

2013 ANNUAL STATEMENT SUMMARY
2013 PROCEEDS FROM BROKER & BARTER EXCHANGE TRANSACTIONS

1099-B

1e. Quantity	Transaction Description	1b. Date of Acquisition	1a. Date of Sale or Exchange	2a. Amount	3. Cost Basis	5. Wash Sale Loss Disallowed	Gain or (Loss)	Remarks
	GILDAN ACTIVEWEAR INC 4,0000 Sale	CUSIP Number 08/27/13	375916103 11/11/13	193.05	175.90	0.00	17.15	
	GOLDMAN SACHS GROUP INC 5,0000 Sale 24,0000 Sale 3,0000 Sale	CUSIP Number 01/17/13 01/17/13 01/17/13	38141G104 04/29/13 05/03/13 05/06/13	725.49 3,488.46 437.88	706.48 3,391.12 423.89	0.00 0.00 0.00	19.01 97.34 13.99	
	Security Subtotal			4,651.83	4,521.49	0.00	130.34	
	HANG SENG BK LTD SPN ADR 5,0000 Sale	CUSIP Number 11/11/13	41043C304 12/09/13	81.19	83.00	0.00	(1.81)	
	HOLLYFRONTIER CORP 14,0000 Sale 52,0000 Sale 8,0000 Sale 14,0000 Sale 16,0000 Sale 2,0000 Sale 36,0000 Sale	CUSIP Number 04/16/13 04/16/13 04/26/13 04/16/13 04/26/13 04/29/13 04/29/13	436106108 11/14/13 11/14/13 11/14/13 11/25/13 11/25/13 11/25/13	645.29 2,396.81 368.74 665.26 760.30 95.04 1,684.85	665.65 2,472.43 400.92 638.10 801.84 100.80 1,814.46	20.36 (W) 0.00 0.00 0.00 (Y) 0.00 0.00 0.00	0.00 (75.62) (32.18) 27.16 (41.54) (5.76) (129.61)	
	Security Subtotal			6,616.29	6,894.20	20.36	(257.55)	
	HOME DEPOT INC 9,0000 Sale	CUSIP Number 07/02/13	437076102 11/11/13	677.63	697.99	0.00	(20.36)	
	INTUIT INC 14,0000 Sale	CUSIP Number 12/10/12	461202103 11/11/13	1,007.52	834.70	0.00	172.82	
	JOY GLOBAL INC DEL COM 3,0000 Sale 9,0000 Sale 5,0000 Sale 7,0000 Sale 31,0000 Sale	CUSIP Number 05/17/12 05/17/12 05/18/12 05/18/12 07/18/12	481165108 05/08/13 05/09/13 05/09/13 05/10/13 05/10/13	183.80 546.56 303.65 417.93 1,850.87	178.26 534.76 302.12 422.96 1,605.34	0.00 0.00 0.00 0.00 0.00	5.54 11.80 1.53 (5.03) 245.53	
	Security Subtotal			3,302.81	3,043.44	0.00	259.37	

PAGE 6



Account No.
779-04018

Taxpayer No.
54-0761588

Page
14 of 74

THE NEEL FOUNDATION

2013 ANNUAL STATEMENT SUMMARY
2013 PROCEEDS FROM BROKER & BARTER EXCHANGE TRANSACTIONS

1e. Quantity	Transaction Description	1b. Date of Acquisition	1a. Date of Sale or Exchange	2a. Amount	3. Cost Basis	5. Wash Sale Loss Disallowed	Gain or (Loss)	Remarks
KRAFT FOODS GROUP INC								
SHS								
	1.0000 Sale	11/09/12	11/04/13	54.66	43.63	0.00	11.03	
	7.0000 Sale	05/09/13	11/04/13	382.66	385.22	0.00	(2.56)	
	5.0000 Sale	05/09/13	11/11/13	262.33	275.15	0.00	(12.82)	
	Security Subtotal			699.65	704.00	0.00	(4.35)	
LULULEMON ATHLETICA INC								
SHS								
	12.0000 Sale	06/27/13	10/18/13	873.72	781.96	0.00	91.76	
	12.0000 Sale	06/27/13	10/21/13	873.39	781.96	0.00	91.43	
	23.0000 Sale	06/27/13	10/30/13	1,625.45	1,498.76	0.00	126.69	
	5.0000 Sale	06/27/13	10/31/13	347.42	325.82	0.00	21.60	
	12.0000 Sale	08/21/13	10/31/13	833.84	838.83	0.00	(4.99)	
	Security Subtotal			4,553.82	4,227.33	0.00	326.49	
LIFE TECHNOLOGIES CORP								
SHS								
	3.0000 Sale	03/04/13	11/11/13	226.74	179.63	0.00	47.11	
LINKEDIN CORP								
CLASS A COMMON STOCK								
	5.0000 Sale	05/17/12	02/21/13	790.89	554.18	0.00	236.71	
	4.0000 Sale	05/17/12	03/07/13	695.48	443.34	0.00	252.14	
	4.0000 Sale	05/17/12	03/28/13	702.85	443.34	0.00	259.51	
	4.0000 Sale	06/11/12	03/28/13	702.86	387.13	0.00	315.73	
	8.0000 Sale	07/13/12	04/01/13	1,400.45	845.65	0.00	554.80	
	12.0000 Sale	06/11/12	04/01/13	2,100.68	1,161.39	0.00	939.29	
	4.0000 Sale	07/16/12	04/01/13	700.23	422.90	0.00	277.33	
	1.0000 Sale	11/09/12	04/01/13	175.06	99.18	0.00	75.88	
	Security Subtotal			7,268.50	4,357.11	0.00	2,911.39	
MEDIVATION INC								
SHS								
	3.0000 Sale	08/27/13	11/11/13	184.52	169.22	0.00	15.30	
MICHAEL KORS HLDGS LTD								
SHS								
	14.0000 Sale	06/27/13	11/01/13	1,061.56	856.95	0.00	204.61	
	3.0000 Sale	06/27/13	11/11/13	241.89	183.63	0.00	58.26	
	Security Subtotal			1,303.45	1,040.58	0.00	262.87	

PAGE 7

THE NEEL FOUNDATION

2013 ANNUAL STATEMENT SUMMARY
2013 PROCEEDS FROM BROKER & BARTER EXCHANGE TRANSACTIONS

1099-B

1e. Quantity	Transaction Description	1b. Date of Acquisition	1a. Date of Exchange	2a. Amount	3. Cost Basis	5. Wash Sale Loss Disallowed	Gain or (Loss)	Remarks
MONDELEZ INTERNATIONAL								
		CUSIP Number	609207105					
42.0000	Sale	05/02/12	04/26/13	1,325.43	1,085.67	0.00	239.76	
70.0000	Sale	05/02/12	04/29/13	2,207.02	1,809.44	0.00	397.58	
38.0000	Sale	05/07/12	04/29/13	1,198.09	968.19	0.00	229.90	
9.0000	Sale	05/08/12	04/29/13	283.77	228.62	0.00	55.15	
29.0000	Sale	05/08/12	04/30/13	916.18	736.68	0.00	179.50	
1.0000	Sale	11/09/12	04/30/13	31.60	26.01	0.00	5.59	
	Security Subtotal			5,962.09	4,854.61	0.00	1,107.48	
NEWELL RUBBERMAID INC								
		CUSIP Number	651229106					
24.0000	Sale	03/07/13	11/11/13	699.41	577.57	0.00	121.84	
NOBLE ENERGY INC								
		CUSIP Number	655044105					
7.0000	Sale	10/23/13	11/11/13	527.74	497.97	0.00	29.77	
NEXTERA ENERGY INC SHS								
		CUSIP Number	65339F101					
23.0000	Sale	10/12/12	01/18/13	1,644.99	1,597.83	0.00	47.16	
5.0000	Sale	10/12/12	01/22/13	358.88	347.35	0.00	11.53	
1.0000	Sale	10/12/12	01/22/13	71.77	70.69	0.00	1.08	(Y)
24.0000	Sale	10/15/12	01/22/13	1,722.66	1,668.63	0.00	54.03	
1.0000	Sale	10/16/12	01/22/13	71.78	70.09	0.00	1.69	
	Security Subtotal			3,870.08	3,754.59	0.00	115.49	
TWENTY-FIRST CENTURY FOX INC CLASS A								
		CUSIP Number	90130A101					
14.0000	Sale	07/11/13	11/11/13	468.28	418.70	0.00	49.58	
NORFOLK SOUTHERN CORP								
		CUSIP Number	655844108					
16.0000	Sale	09/26/13	11/11/13	1,384.38	1,248.73	0.00	135.65	
NUCOR CORPORATION								
		CUSIP Number	670346105					
9.0000	Sale	03/12/13	07/08/13	395.36	426.97	0.00	(31.61)	
28.0000	Sale	03/12/13	07/09/13	1,255.08	1,328.34	0.00	(73.26)	
3.0000	Sale	03/13/13	07/09/13	134.48	139.03	0.00	(4.55)	
28.0000	Sale	03/13/13	07/10/13	1,231.31	1,297.58	0.00	(66.27)	
	Security Subtotal			3,016.23	3,191.92	0.00	(175.69)	



Account No.
779-04018

Taxpayer No.
54-0761588

Page
16 of 74

THE NEEL FOUNDATION

2013 ANNUAL STATEMENT SUMMARY
2013 PROCEEDS FROM BROKER & BARTER EXCHANGE TRANSACTIONS

1099-B

1e. Quantity	Transaction Description	1b. Date of Acquisition	1a. Date of Sale or Exchange	2a. Amount	3. Cost Basis	5. Wash Sale Loss Disallowed	Gain or (Loss)	Remarks
O'REILLY AUTOMOTIVE INC								
6.0000	Sale	07/16/12	02/08/13	611.34	543.70	0.00	67.64	
8.0000	Sale	07/17/12	02/08/13	815.14	738.57	0.00	76.57	
4.0000	Sale	07/17/12	02/11/13	407.55	369.29	0.00	38.26	
	Security Subtotal			1,834.03	1,651.56	0.00	182.47	
PPG INDUSTRIES INC SHS								
6.0000	Sale	09/26/13	11/11/13	1,094.45	997.41	0.00	97.04	
PETROLEO BRAS VTG SPD ADR								
4.0000	Sale	11/09/12	07/25/13	57.33	84.19	0.00	(26.86)	
9.0000	Sale	11/09/12	07/25/13	128.65	189.42	0.00	(60.77)	
	Security Subtotal			185.98	273.61	0.00	(87.63)	
PHILLIPS 66 SHS								
41.0000	Sale	05/15/12	04/16/13	2,388.79	1,307.28	0.00	1,081.51	
24.0000	Sale	05/15/12	04/19/13	1,379.58	765.23	0.00	614.35	
31.0000	Sale	05/16/12	04/19/13	1,781.96	999.77	0.00	782.19	
	Security Subtotal			5,550.33	3,072.28	0.00	2,478.05	
PEPSICO INC								
3.0000	Sale	11/01/13	11/11/13	258.02	253.27	0.00	4.75	
RANGE RESOURCES CORP DEL								
11.0000	Sale	06/20/12	03/07/13	870.72	653.02	0.00	217.70	
7.0000	Sale	06/20/12	03/11/13	554.77	415.56	0.00	139.21	
3.0000	Sale	06/20/12	03/12/13	236.39	178.10	0.00	58.29	
	Security Subtotal			1,661.88	1,246.68	0.00	415.20	
SK TELECOM								
1.0000	ADR Sale	11/11/13	12/06/13	23.16	23.12	0.00	0.04	
SLM CORP								
33	0000 Sale	05/16/13	11/11/13	837.25	739.33	0.00	97.92	
SBERBANK SPONSORED ADR								
3.0000	Sale	06/28/13	11/11/13	37.19	34.31	0.00	2.88	
TESCO PLC SPNRD ADR								
2.0000	Sale	05/07/13	11/11/13	35.47	34.51	0.00	0.96	

PAGE 9



Account No.
779-04018

Taxpayer No.
54-0761588

Page
17 of 74

THE NEEL FOUNDATION

2013 ANNUAL STATEMENT SUMMARY
2013 PROCEEDS FROM BROKER & BARTER EXCHANGE TRANSACTIONS

1099-B

1e. Quantity	Transaction Description	1b. Date of Acquisition	1a. Date of Sale or Exchange	2a. Amount	3. Cost Basis	5. Wash Sale Loss Disallowed	Gain or (Loss)	Remarks
1.0000	TELENOR ASA ADR Sale	05/10/13	11/11/13	72.07	68.80	0.00	3.27	
4.0000	THERMO FISHER SCIENTIFIC INC Sale	08/20/12	04/05/13	307.75	225.87	0.00	81.88	
36.0000	VERIZON COMMUNICATNS COM Sale	04/26/12	03/27/13	1,763.04	1,438.46	0.00	324.58	
3.0000	VERISK ANALYTICS INC CLASS A Sale	08/20/12	01/25/13	165.34	146.63	0.00	18.71	
32.0000	VALEANT PHARMACEUTICALS INTERNATIONAL INC Sale	08/20/12	03/04/13	2,210.00	1,672.60	0.00	537.40	
15.0000	VOLKSWAGEN A G ADR Sale	04/02/13	11/11/13	771.34	607.86	0.00	163.48	
11.0000	VERTEX PHARMCTLS INC Sale	05/30/12	04/05/13	582.50	661.62	0.00	(79.12)	
5.0000	Sale	05/30/12	04/08/13	261.73	300.74	0.00	(39.01)	
6.0000	Sale	05/30/12	04/22/13	491.71	360.89	0.00	130.82	
Security Subtotal				1,335.94	1,323.25	0.00	12.69	
10.0000	WHOLE FOODS MKT INC COM Sale	04/15/13	11/11/13	586.37	435.51	0.00	150.86	
10.0000	WOLVERINE WORLD WIDE Sale	01/11/13	11/11/13	296.82	196.55	0.00	100.27	
32.0000	YANZHOU COAL MNG SPD ADR Sale	11/09/12	07/18/13	232.04	481.78	0.00	(249.74)	
1.0000	WOORI FIN HLDGS CO S ADR Sale	11/09/12	08/30/13	29.74	28.35	0.00	1.39	

PAGE 10



Account No.
779-04018

Taxpayer No.
54-0761588

Page
18 of 74

THE NEEL FOUNDATION

2013 ANNUAL STATEMENT SUMMARY
2013 PROCEEDS FROM BROKER & BARTER EXCHANGE TRANSACTIONS

1e. Quantity	Transaction Description	1b. Date of Acquisition	1a. Date of Sale or Exchange	2a. Amount	3. Cost Basis	5. Wash Sale Loss Disallowed	Gain or (Loss)	Remarks
--------------	-------------------------	-------------------------	------------------------------	------------	---------------	------------------------------	----------------	---------

Covered Short Term Capital Gains and Losses Subtotal 134,742.37 122,105.38 93.90 12,730.89

NONCOVERED TRANSACTIONS - 1099-B Line 6a. (cost basis not reported to the IRS)

U.S. TREASURY NOTE		CUSIP Number	912828TWO
0.750%	OCT 31 2017		
13000.0000	Sale	11/23/12	03/01/13
12000.0000	Sale	11/23/12	03/06/13
	Security Subtotal		

U.S. TREASURY NOTE		CUSIP Number	912828UIN8
2.000%	FEB 15 2023		
7000.0000	Sale	03/01/13	08/26/13
1000.0000	Sale	03/06/13	08/26/13
	Security Subtotal		

SIEMENS AG		ADR	CUSIP Number	826197501
24.0000	Prin Payment		07/25/13	

Noncovered Short Term Capital Gains and Losses Subtotal 32,609.19 33,250.90 0.00 (641.71)

NET SHORT TERM CAPITAL GAINS AND LOSSES 167,351.56 155,356.28 93.90 12,089.18

LONG TERM CAPITAL GAINS AND LOSSES - 1099-B Line 1c.

COVERED TRANSACTIONS - 1099-B Line 6b. (cost basis reported to the IRS)		CUSIP Number	008916108
AGRIUM INC			
1.0000	Sale	11/01/11	10/23/13
AMAZON COM INC COM			
5.0000	Sale	08/23/11	06/27/13
3.0000	Sale	08/23/11	10/07/13
11.0000	Sale	02/10/12	10/25/13

PAGE 11

THE NEEL FOUNDATION

2013 ANNUAL STATEMENT SUMMARY
2013 PROCEEDS FROM BROKER & BARTER EXCHANGE TRANSACTIONS

1099-B

1e. Quantity	Transaction Description	1b. Date of Acquisition	1a. Date of Sale or Exchange	2a. Amount	3. Cost Basis	5. Wash Sale Loss Disallowed	Gain or (Loss)	Remarks
	AMAZON COM INC COM		023135106					
1.0000	Sale	02/10/12	11/11/13	353.29	185.67	0.00	167.62	
1.0000	Sale	03/27/12	11/11/13	353.30	206.82	0.00	146.48	
	Security Subtotal			6,995.83	3,963.23	0.00	3,032.60	
	AMPHENOL CORP CL A NEW		032095101					
9.0000	Sale	07/18/12	11/11/13	732.43	525.78	0.00	206.65	
	AMETEK INC NEW		031100100					
8.0000	Sale	08/20/12	11/11/13	388.63	272.40	0.00	116.23	
	AMDOCS LIMITED		G02602103					
9.0000	Sale	08/20/12	11/11/13	360.36	289.95	0.00	70.41	
	ASTRAZENECA PLC SPND ADR		046353108					
2.0000	Sale	07/29/10	06/12/13	103.27	98.61	0.00	4.66	(Y)
4.0000	Sale	08/03/10	06/12/13	206.55	194.11	0.00	12.44	(Y)
3.0000	Sale	08/03/10	07/02/13	143.82	145.59	0.00	(1.77)	(Y)
17.0000	Sale	03/28/11	07/02/13	815.02	781.23	0.00	33.79	
6.0000	Sale	06/28/12	07/02/13	287.66	264.10	0.00	23.56	
33.0000	Sale	06/28/12	07/03/13	1,576.34	1,452.56	0.00	123.78	
5.0000	Sale	06/28/12	11/11/13	263.16	220.09	0.00	43.07	
12.0000	Sale	06/29/12	11/11/13	631.59	538.79	0.00	92.80	
	Security Subtotal			4,027.41	3,695.08	0.00	332.33	
	AEON COMPANY LTD ADR		007627102					
53.0000	Sale	03/28/12	05/07/13	704.72	696.16	0.00	8.56	
26.0000	Sale	04/04/12	05/07/13	345.72	343.06	0.00	2.66	
19.0000	Sale	04/04/12	05/13/13	240.17	250.69	0.00	(10.52)	
	Security Subtotal			1,290.61	1,289.91	0.00	0.70	
	AMERICAN INTERNATIONAL GROUP INC		026874784					
15.0000	Sale	08/17/12	11/11/13	729.12	519.22	0.00	209.90	
14.0000	Sale	08/17/12	12/17/13	694.31	484.60	0.00	209.71	
82.0000	Sale	10/10/12	12/17/13	4,066.73	2,930.28	0.00	1,136.45	
	Security Subtotal			5,490.16	3,934.10	0.00	1,556.06	
	ANHEUSER-BUSCH INBEV ADR		03524A108					
9.0000	Sale	08/29/12	11/11/13	927.49	754.27	0.00	173.22	

PAGE 12

THE NEEL FOUNDATION

1099-B **2013 PROCEEDS FROM BROKER & BARTER EXCHANGE TRANSACTIONS** **2013 ANNUAL STATEMENT SUMMARY**

1e. Quantity	Transaction Description	1b. Date of Acquisition	1a. Date of Sale or Exchange	2a. Amount	3. Cost Basis	5. Wash Sale Loss Disallowed	Gain or (Loss)	Remarks
AON PLC	12.0000 Sale	08/20/12	G0408V102 11/11/13	977.05	637.06	0.00	339.99	
ASML HLDG NV NY REG SHS	5.0000 Sale	08/21/12	N07059210 08/27/13	439.44	308.76	0.00	130.68	
ATHENAHEALTH INC	3.0000 Sale	08/20/12	04685W103 11/11/13	399.66	264.94	0.00	134.72	
ATMEL CORP	48.0000 COM Sale	08/20/12	049513104 11/11/13	342.20	289.24	0.00	52.96	
BARRICK GOLD CORPORATION	47.0000 Sale	01/27/12	067901108 11/11/13	844.64	2,323.32	0.00	(1,478.68)	
	50.0000 Sale	02/03/12	11/11/13	898.55	2,445.44	0.00	(1,546.89)	
	12.0000 Sale	02/06/12	11/11/13	215.66	586.53	0.00	(370.87)	
	Security Subtotal			1,958.85	5,355.29	0.00	(3,396.44)	
BIOGEN IDEC INC	4.0000 Sale	11/02/11	09062X103 07/11/13	891.36	454.30	0.00	437.06	
	1.0000 Sale	11/03/11	07/11/13	222.84	113.76	0.00	109.08	
	1.0000 Sale	11/03/11	07/12/13	221.03	113.76	0.00	107.27	
	2.0000 Sale	11/23/11	07/12/13	442.09	221.52	0.00	220.57	
	3.0000 Sale	11/23/11	11/11/13	706.49	332.28	0.00	374.21	
	Security Subtotal			2,483.81	1,235.62	0.00	1,248.19	
BARCLAYS PLC	18.0000 ADR Sale	09/11/12	06738E204 11/11/13	296.74	243.39	0.00	53.35	
BRISTOL-MYERS SQUIBB CO	21.0000 Sale	08/27/12	110122108 11/11/13	1,104.97	689.23	0.00	415.74	
CANADIAN PACIFIC RAILWAY LTD	3.0000 Sale	08/20/12	13645T100 11/11/13	437.89	258.31	0.00	179.58	
CAP GEMINI	19.0000 SP ADR Sale	11/10/11	139098107 11/11/13	618.44	357.46	0.00	260.98	



Merrill Lynch
Bank of America Corporation

Account No.
779-04018

Taxpayer No.
54-0761588

Page
21 of 74

THE NEEL FOUNDATION

2013 ANNUAL STATEMENT SUMMARY
2013 PROCEEDS FROM BROKER & BARTER EXCHANGE TRANSACTIONS

1099-B

1e. Quantity	Transaction Description	1b. Date of Acquisition	1a. Date of Exchange	2a. Amount	3. Cost Basis	5. Wash Sale Loss Disallowed	Gain or (Loss)	Remarks
CROWN CASTLE INTL CORP								
	5.0000 Sale	09/22/11	01/11/13	364.44	208.66	0.00	155.78	
	13.0000 Sale	09/22/11	01/17/13	962.18	542.52	0.00	419.66	
	3.0000 Sale	09/23/11	01/17/13	222.05	125.90	0.00	96.15	
	6.0000 Sale	09/23/11	01/18/13	443.88	251.80	0.00	192.08	
	1.0000 Sale	09/23/11	01/25/13	73.45	41.97	0.00	31.48	
	20.0000 Sale	04/27/12	04/29/13	1,547.60	1,132.00	0.00	415.60	
	13.0000 Sale	04/27/12	04/30/13	1,002.30	735.81	0.00	266.49	
	3.0000 Sale	04/27/12	05/01/13	233.20	169.80	0.00	63.40	
	3.0000 Sale	04/27/12	05/31/13	216.81	169.80	0.00	47.01	
	2.0000 Sale	04/27/12	11/11/13	149.56	113.20	0.00	36.36	
	18.0000 Sale	04/30/12	11/11/13	1,346.05	1,018.05	0.00	328.00	
	Security Subtotal			6,561.52	4,509.51	0.00	2,052.01	
COSTAR GROUP INC COM								
	1.0000 Sale	08/20/12	11/11/13	173.43	83.07	0.00	90.36	
	1.0000 Sale	08/20/12	11/22/13	179.98	83.06	0.00	96.92	
	1.0000 Sale	08/21/12	11/22/13	179.99	83.73	0.00	96.26	
	Security Subtotal			533.40	249.86	0.00	283.54	
CELGENE CORP COM								
	2.0000 Sale	08/20/12	151020104	309.51	140.34	0.00	169.17	
	4.0000 Sale	08/20/12	10/25/13	596.69	280.69	0.00	316.00	
	Security Subtotal			906.20	421.03	0.00	485.17	
C.H. ROBINSON WORLDWIDE, INC. NEW								
	7.0000 Sale	08/20/12	12541W209	418.93	402.32	0.00	16.61	
CA INC								
	57.0000 Sale	05/02/12	12673P105	1,817.53	1,521.62	0.00	295.91	
CISCO SYSTEMS INC COM								
	68.0000 Sale	05/18/12	17275R102	1,765.01	1,123.67	0.00	641.34	
COCA COLA COM								
	38.0000 Sale	05/18/11	191216100	1,533.99	1,292.14	0.00	241.85	

PAGE 14



Account No.
779-04018

Taxpayer No.
54-0761588

Page
22 of 74

THE NEEL FOUNDATION

1099-B **2013 ANNUAL STATEMENT SUMMARY** **2013 PROCEEDS FROM BROKER & BARTER EXCHANGE TRANSACTIONS**

1e. Quantity	Transaction Description	1b. Date of Acquisition	1a. Date of Sale or Exchange	2a. Amount	3. Cost Basis	5. Wash Sale Loss Disallowed	Gain or (Loss)	Remarks
	DANAHER CORP DEL COM							
10.0000	Sale	05/16/11	11/11/13	742.97	540.94	0.00	202.03	
4.0000	Sale	05/16/11	11/11/13	297.19	212.85	0.00	84.34	
	Security Subtotal			1,040.16	753.79	0.00	286.37	
	DRESSER RAND GROUP INC							
11.0000	Sale	08/20/12	11/11/13	647.88	558.87	0.00	89.01	
	DEUTSCHE BOERSE AG SHS							
73.0000	Sale	03/28/12	11/11/13	535.37	494.68	0.00	40.69	
8.0000	Sale	04/10/12	11/11/13	58.68	52.02	0.00	6.66	
83.0000	Sale	04/10/12	11/13/13	598.17	539.74	0.00	58.43	
16.0000	Sale	06/07/12	11/13/13	115.32	78.19	0.00	37.13	
64.0000	Sale	06/07/12	11/27/13	487.67	312.75	0.00	174.92	
38.0000	Sale	06/07/12	11/29/13	290.41	185.69	0.00	104.72	
	Security Subtotal			2,085.62	1,663.07	0.00	422.55	
	DU PONT E I DE NEMOURS							
24.0000	Sale	03/12/12	11/11/13	1,487.22	1,230.06	0.00	257.16	
4.0000	Sale	03/13/12	11/11/13	247.87	207.46	0.00	40.41	
	Security Subtotal			1,735.09	1,437.52	0.00	297.57	
	EXPRESS SCRIPTS HLDG CO							
17.0000	Sale	05/16/11	02/08/13	947.92	1,015.67	0.00	(67.75)	
22.0000	Sale	05/16/11	02/11/13	1,214.56	1,314.40	0.00	(99.84)	
4.0000	Sale	05/16/11	05/10/13	245.68	238.98	0.00	6.70	
7.0000	Sale	05/17/11	05/10/13	429.95	416.74	0.00	13.21	
14.0000	Sale	05/08/12	05/10/13	859.92	755.00	0.00	104.92	
15.0000	Sale	05/08/12	05/13/13	928.41	808.92	0.00	119.49	
	Security Subtotal			4,626.44	4,549.71	0.00	76.73	
	EXPEDITORS INTL WASH INC							
11.0000	Sale	08/20/12	11/11/13	466.23	422.29	0.00	43.94	
	FAMILY DOLLAR STORES							
6.0000	Sale	10/16/12	11/11/13	412.04	408.54	0.00	3.50	
	FLEXTRONICS INTL LTD							
27.0000	Sale	08/20/12	11/11/13	206.30	182.51	0.00	23.79	

PAGE 15



Account No.
779-04018

Taxpayer No.
54-0761588

Page
23 of 74

THE NEEL FOUNDATION

2013 ANNUAL STATEMENT SUMMARY
2013 PROCEEDS FROM BROKER & BARTER EXCHANGE TRANSACTIONS

1099-B

1e. Quantity	Transaction Description	1b. Date of Acquisition	1a. Date of Sale or Exchange	2a. Amount	3. Cost Basis	5. Wash Sale Loss Disallowed	Gain or (Loss)	Remarks
FREEPR-MCMRAN CPR & GLD								
22.0000	Sale	11/01/11	07/02/13	608.12	850.28	0.00	(242.16)	
FRANCE TELECOM ADR								
6.0000	Sale	09/20/11	05/30/13	63.03	98.98	0.00	(35.95)	
FEDEX CORP DELAWARE COM								
7.0000	Sale	01/13/12	11/11/13	927.74	631.56	0.00	296.18	
6.0000	Sale	01/17/12	11/21/13	827.45	538.64	0.00	288.81	
	Security Subtotal			1,755.19	1,170.20	0.00	584.99	
FIFTH THIRD BANCORP								
84.0000	Sale	08/28/12	11/11/13	1,650.75	1,258.93	0.00	391.82	
FACEBOOK INC CLASS A COMMON STOCK								
10.0000	Sale	05/18/12	11/11/13	469.64	409.93	0.00	59.71	
25.0000	Sale	05/18/12	12/16/13	1,336.33	1,024.83	0.00	311.50	
32.0000	Sale	11/19/12	12/16/13	1,710.51	755.21	0.00	955.30	
	Security Subtotal			3,516.48	2,189.97	0.00	1,326.51	
FUJI HEAVY INDS LTD ADR								
47.0000	Sale	06/28/11	04/05/13	1,505.52	731.99	0.00	773.53	
18.0000	Sale	06/28/11	04/08/13	573.09	280.34	0.00	292.75	
3.0000	Sale	11/01/11	04/08/13	95.52	37.17	0.00	58.35	
22.0000	Sale	11/01/11	04/11/13	728.74	272.58	0.00	456.16	
	Security Subtotal			2,902.87	1,322.08	0.00	1,580.79	
GARTNER INC								
7.0000	Sale	08/20/12	11/11/13	423.21	340.60	0.00	82.61	
2.0000	Sale	08/21/12	11/11/13	120.92	98.38	0.00	22.54	
	Security Subtotal			544.13	438.98	0.00	105.15	
GLOBAL PMTS INC GEORGIA								
11.0000	Sale	08/20/12	09/16/13	549.19	443.96	0.00	105.23	
27.0000	Sale	08/20/12	09/17/13	1,348.03	1,089.72	0.00	258.31	
3.0000	Sale	08/20/12	09/18/13	149.33	121.08	0.00	28.25	
	Security Subtotal			2,046.55	1,654.76	0.00	391.79	

PAGE 16



THE NEEL FOUNDATION

Account No.
779-04018

Taxpayer No.
54-0761588

Page
24 of 74

2013 ANNUAL STATEMENT SUMMARY
2013 PROCEEDS FROM BROKER & BARTER EXCHANGE TRANSACTIONS

1099-B

1e. Quantity	Transaction Description	1b. Date of Acquisition	1a. Date of Sale or Exchange	2a. Amount	3. Cost Basis	5. Wash Sale Loss Disallowed	Gain or (Loss)	Remarks
	GOOGLE INC CL A							
2,0000	Sale	02/23/11	11/11/13	2,028.99	1,224.27	0.00	804.72	
	HANG SENG BK LTD SPN ADR							
14,0000	Sale	02/29/12	11/19/13	224.54	194.28	0.00	30.26	
20,0000	Sale	03/05/12	11/19/13	320.77	277.28	0.00	43.49	
5,0000	Sale	03/06/12	11/19/13	80.20	69.28	0.00	10.92	
22,0000	Sale	03/06/12	12/05/13	355.37	304.83	0.00	50.54	
14,0000	Sale	03/06/12	12/06/13	226.90	193.98	0.00	32.92	
4,0000	Sale	03/06/12	12/09/13	64.94	55.42	0.00	9.52	
	Security Subtotal			1,272.72	1,095.07	0.00	177.65	
	HSBC HLDG PLC SP ADR							
2,0000	Sale	09/11/12	11/11/13	111.81	90.89	0.00	20.92	
	JACK HENRY & ASSOC INC							
4,0000	Sale	08/20/12	11/11/13	221.04	147.22	0.00	73.82	
	HITACHI LTD 10 NEW ADR							
3,0000	Sale	04/29/11	11/11/13	209.12	163.99	0.00	45.13	
4,0000	Sale	05/02/11	11/11/13	278.84	222.58	0.00	56.26	
1,0000	Sale	05/03/11	11/11/13	69.71	55.87	0.00	13.84	
	Security Subtotal			557.67	442.44	0.00	115.23	
	INCYTE CORPORATION							
8,0000	Sale	08/20/12	11/11/13	310.55	148.28	0.00	162.27	
	ILLUMINA INC COM							
5,0000	Sale	03/30/11	02/08/13	256.06	348.53	0.00	(92.47)	
15,0000	Sale	03/30/11	02/11/13	755.80	1,045.60	0.00	(289.80)	
9,0000	Sale	03/30/11	02/12/13	450.82	627.36	0.00	(176.54)	
5,0000	Sale	03/30/11	05/08/13	334.67	348.53	0.00	(13.86)	
2,0000	Sale	03/31/11	05/08/13	133.87	139.52	0.00	(5.65)	
7,0000	Sale	03/31/11	05/09/13	467.86	488.32	0.00	(20.46)	
9,0000	Sale	03/31/11	08/02/13	699.24	627.83	0.00	71.41	
1,0000	Sale	03/31/11	11/01/13	95.44	69.76	0.00	25.68	
1,0000	Sale	04/01/11	11/01/13	95.44	69.78	0.00	25.66	(Y)
15,0000	Sale	05/02/11	11/01/13	1,431.67	1,073.40	0.00	358.27	
1,0000	Sale	05/02/11	11/11/13	96.14	71.56	0.00	24.58	
2,0000	Sale	05/03/11	11/11/13	192.30	142.74	0.00	49.56	
7,0000	Sale	05/03/11	11/15/13	654.50	499.57	0.00	154.93	

THE NEEL FOUNDATION

2013 ANNUAL STATEMENT SUMMARY
2013 PROCEEDS FROM BROKER & BARTER EXCHANGE TRANSACTIONS

1099-B

1e. Quantity	Transaction Description	1b. Date of Acquisition	1a. Date of Sale or Exchange	2a. Amount	3. Cost Basis	5. Wash Sale Loss Disallowed	Gain or (Loss)	Remarks
	ILLUMINA INC							
	COM							
7,000	Sale	07/29/11	11/15/13	654.50	431.77	0.00	222.73	
13,000	Sale	07/29/11	11/18/13	1,206.37	801.86	0.00	404.51	
1,000	Sale	07/29/11	11/19/13	91.79	61.68	0.00	30.11	
13,000	Sale	04/18/12	11/19/13	1,193.40	570.36	0.00	623.04	
1,000	Sale	04/18/12	11/20/13	91.53	43.87	0.00	47.66	
	Security Subtotal			8,901.40	7,462.04	0.00	1,439.36	
	INTL BUSINESS MACHINES							
	CORP IBM							
5,000	Sale	09/21/12	11/11/13	905.13	1,036.64	0.00	(131.51)	
	INTL PAPER CO							
5,000	Sale	03/21/11	03/13/13	229.38	135.22	0.00	94.16	
61,000	Sale	03/22/11	03/13/13	2,798.47	1,642.97	0.00	1,155.50	
23,000	Sale	06/20/11	03/13/13	1,055.17	630.98	0.00	424.19	
32,000	Sale	06/20/11	03/14/13	1,467.63	877.88	0.00	589.75	
17,000	Sale	06/20/11	03/26/13	777.85	466.38	0.00	311.47	
6,000	Sale	06/20/11	03/27/13	272.61	164.60	0.00	108.01	
37,000	Sale	06/21/11	03/27/13	1,681.13	1,053.56	0.00	627.57	
3,000	Sale	06/24/11	03/27/13	136.31	86.44	0.00	49.87	
	Security Subtotal			8,418.55	5,058.03	0.00	3,360.52	
	JPMORGAN CHASE & CO							
1,000	Sale	09/19/11	11/11/13	53.94	34.66	0.00 (Y)	19.28	
43,000	Sale	11/07/11	11/11/13	2,319.49	1,465.09	0.00	854.40	
	Security Subtotal			2,373.43	1,499.75	0.00	873.68	
	JOY GLOBAL INC DEL COM							
16,000	Sale	01/25/12	03/07/13	991.75	1,452.47	0.00	(460.72)	
1,000	Sale	01/25/12	03/11/13	61.72	90.78	0.00	(29.06)	
11,000	Sale	01/25/12	03/12/13	669.37	998.58	0.00	(329.21)	
5,000	Sale	02/06/12	03/12/13	304.27	476.01	0.00	(171.74)	
5,000	Sale	02/06/12	05/08/13	306.31	476.01	0.00	(169.70)	
8,000	Sale	02/07/12	05/08/13	490.11	745.33	0.00	(255.22)	
	Security Subtotal			2,823.53	4,239.18	0.00	(1,415.65)	



Account No.
779-04018

Taxpayer No.
54-0761588

Page
26 of 74

THE NEEL FOUNDATION

2013 ANNUAL STATEMENT SUMMARY
2013 PROCEEDS FROM BROKER & BARTER EXCHANGE TRANSACTIONS

1099-B

1e. Quantity	Transaction Description	1b. Date of Acquisition	1a. Date of Sale or Exchange	2a. Amount	3. Cost Basis	5. Wash Sale Loss Disallowed	Gain or (Loss)	Remarks
JOHNSON AND JOHNSON COM								
3.0000	Sale	05/12/11	11/11/13	283.19	199.67	0.00	83.52	
23.0000	Sale	06/23/11	11/11/13	2,171.18	1,497.22	0.00	673.96	
	Security Subtotal			2,454.37	1,696.89	0.00	757.48	
KLA TENCOR CORP PV\$0.001								
8.0000	Sale	08/20/12	11/11/13	504.40	426.00	0.00	78.40	
KDDI CORP SHS								
52.0000	Sale	01/27/11	10/10/13	705.44	380.76	0.00	324.68	
2.0000	Sale	11/01/11	10/10/13	27.14	18.36	0.00	8.78	
8.0000	Sale	11/01/11	11/11/13	114.81	73.42	0.00	41.39	
8.0000	Sale	11/01/11	12/20/13	117.76	73.42	0.00	44.34	
101.0000	Sale	02/21/12	12/20/13	1,486.76	825.71	0.00	661.05	
	Security Subtotal			2,451.91	1,371.67	0.00	1,080.24	
KINDER MORGAN INC. DEL								
29.0000	Sale	08/02/12	11/11/13	1,011.13	1,025.28	0.00	(14.15)	
1.0000	Sale	08/02/12	11/11/13	34.87	36.44	0.00 (Y)	(1.57)	
	Security Subtotal			1,046.00	1,061.72	0.00	(15.72)	
KRAFT FOODS GROUP INC SHS								
33.0000	Sale	05/02/12	11/01/13	1,803.52	1,383.43	0.00	420.09	
5.0000	Sale	05/02/12	11/04/13	273.31	209.61	0.00	63.70	
12.0000	Sale	05/07/12	11/04/13	655.95	495.85	0.00	160.10	
13.0000	Sale	05/08/12	11/04/13	710.62	535.90	0.00	174.72	
	Security Subtotal			3,443.40	2,624.79	0.00	818.61	
KIMBERLY CLARK								
21.0000	Sale	09/22/11	05/16/13	2,182.29	1,445.22	0.00	737.07	
7.0000	Sale	10/03/11	05/16/13	727.44	495.88	0.00	231.56	
1.0000	Sale	10/03/11	05/17/13	103.63	70.84	0.00	32.79	
21.0000	Sale	10/03/11	05/20/13	2,163.08	1,487.63	0.00	675.45	
10.0000	Sale	10/03/11	05/21/13	1,021.12	708.39	0.00	312.73	
	Security Subtotal			6,197.56	4,207.96	0.00	1,989.60	
LAMAR ADVERTISING CL A								
6.0000	Sale	08/20/12	11/11/13	291.92	195.97	0.00	95.95	

PAGE 19

THE NEEL FOUNDATION

2013 ANNUAL STATEMENT SUMMARY
2013 PROCEEDS FROM BROKER & BARTER EXCHANGE TRANSACTIONS

1099-B	1e. Quantity	Transaction Description	1b. Date of Acquisition	1a. Date of Sale or Exchange	2a. Amount	3. Cost Basis	5. Wash Sale Loss Disallowed	Gain or (Loss)	Remarks
LPL FINANCIAL HOLDINGS									
	5,000	Sale	08/20/12	11/11/13	200.85	141.73	0.00	59.12	
	4,000	Sale	08/20/12	11/11/13	304.25	280.53	0.00	23.72	
	10,000	Sale	08/20/12	11/11/13	274.67	221.02	0.00	53.65	
	1,000	Sale	08/21/12	11/11/13	27.47	22.93	0.00	4.54	
		Security Subtotal			302.14	243.95	0.00	58.19	
MANULIFE FINANCIAL CORP									
	25,000	Sale	06/24/11	07/16/13	431.66	404.58	0.00	27.08	
	13,000	Sale	06/27/11	07/16/13	224.47	211.48	0.00	12.99	
	14,000	Sale	06/30/11	07/16/13	241.74	246.82	0.00	(5.08)	
	9,000	Sale	06/30/11	11/11/13	169.03	158.67	0.00	10.36	
		Security Subtotal			1,066.90	1,021.55	0.00	45.35	
MONSANTO CO NEW DEL COM									
	30,000	Sale	06/30/11	01/17/13	3,046.18	2,161.46	0.00	884.72	
	10,000	Sale	06/30/11	06/06/13	985.39	720.48	0.00	264.91	
	6,000	Sale	06/30/11	06/06/13	591.24	453.67	0.00	137.57	(Y)
	3,000	Sale	10/14/11	06/06/13	295.62	221.61	0.00	74.01	
	5,000	Sale	10/14/11	07/02/13	484.08	369.34	0.00	114.74	
	5,000	Sale	10/14/11	11/11/13	533.09	369.34	0.00	163.75	
	3,000	Sale	10/27/11	11/11/13	319.86	233.41	0.00	86.45	
		Security Subtotal			6,255.46	4,529.31	0.00	1,726.15	
MOLSON COOR BREW CO CL B									
	16,000	Sale	08/15/12	11/11/13	862.24	700.37	0.00	161.87	
	3,000	Sale	08/16/12	11/11/13	161.68	132.02	0.00	29.66	
		Security Subtotal			1,023.92	832.39	0.00	191.53	
MIZUHO FINL GROUP INC ADR									
	16,000	Sale	05/02/11	02/13/13	71.99	52.64	0.00	19.35	
	31,000	Sale	05/03/11	02/13/13	139.49	103.51	0.00	35.98	
	11,000	Sale	05/04/11	02/13/13	49.50	36.34	0.00	13.16	
	16,000	Sale	05/05/11	02/13/13	72.00	52.56	0.00	19.44	

PAGE 20



Account No.
779-04018

Taxpayer No.
54-0761588

Page
28 of 74

THE NEEL FOUNDATION

2013 ANNUAL STATEMENT SUMMARY
2013 PROCEEDS FROM BROKER & BARTER EXCHANGE TRANSACTIONS

1099-B	1e. Quantity	Transaction Description	1b. Date of Acquisition	1a. Date of Sale or Exchange	2a. Amount	3. Cost Basis	5. Wash Sale Loss Disallowed	Gain or (Loss)	Remarks
MIZUHO FINL GROUP INC									
				CUSIP Number	60687Y109				
	9,000	Sale	05/06/11	02/13/13	40.50	29.42	0.00	11.08	
	7,000	Sale	05/06/11	02/14/13	30.72	22.88	0.00	7.84	
	14,000	Sale	05/09/11	02/14/13	61.45	46.47	0.00	14.98	
	9,000	Sale	05/10/11	02/14/13	39.50	30.28	0.00	9.22	
	5,000	Sale	05/11/11	02/14/13	21.94	16.53	0.00	5.41	
	112,000	Sale	05/12/11	02/14/13	491.61	380.16	0.00	111.45	
		Security Subtotal			1,018.70	770.79	0.00	247.91	
MSCI INC CLASS A									
	15,000	Sale	08/20/12	11/11/13	626.02	528.78	0.00	97.24	
MEAD JOHNSON NUTRITION CO									
	2,000	Sale	08/20/12	11/11/13	160.30	144.49	0.00	15.81	
MOTOROLA SOLUTIONS INC									
	5,000	Sale	08/20/12	11/11/13	315.63	239.53	0.00	76.10	
MAGNA INTL INC CL A VTG									
	10,000	Sale	01/11/12	08/13/13	813.03	379.35	0.00	433.68	
	1,000	Sale	01/11/12	11/11/13	84.71	37.94	0.00	46.77	
		Security Subtotal			897.74	417.29	0.00	480.45	
MATTEL INC COM									
	27,000	Sale	09/06/11	10/17/13	1,138.94	675.23	0.00	463.71	
	22,000	Sale	09/06/11	10/21/13	939.62	550.18	0.00	389.44	
	26,000	Sale	09/27/11	10/21/13	1,110.47	667.17	0.00	443.30	
	28,000	Sale	09/27/11	10/22/13	1,202.69	718.49	0.00	484.20	
	10,000	Sale	09/29/11	10/22/13	429.54	253.57	0.00	175.97	
	42,000	Sale	09/29/11	10/28/13	1,858.49	1,065.00	0.00	793.49	
		Security Subtotal			6,679.75	3,929.64	0.00	2,750.11	
MICROSOFT CORP									
	31,000	Sale	08/09/11	01/31/13	861.06	781.36	0.00	79.70	
	32,000	Sale	08/18/11	01/31/13	888.84	796.27	0.00	92.57	
	49,000	Sale	08/18/11	02/05/13	1,350.34	1,219.28	0.00	131.06	
	30,000	Sale	08/18/11	03/07/13	844.85	746.50	0.00	98.35	

PAGE 21

THE NEEL FOUNDATION

2013 ANNUAL STATEMENT SUMMARY
2013 PROCEEDS FROM BROKER & BARTER EXCHANGE TRANSACTIONS

1099-B

1e. Quantity	Transaction Description	1b. Date of Acquisition	1a. Date of Sale or Exchange	2a. Amount	3. Cost Basis	5. Wash Sale Loss Disallowed	Gain or (Loss)	Remarks
	MICROSOFT CORP							
49,000	Sale	08/18/11	11/11/13	1,831.74	1,219.29	0.00	612.45	
15,000	Sale	03/02/12	11/11/13	560.74	485.70	0.00	75.04	
	Security Subtotal			6,337.57	5,248.40	0.00	1,089.17	
	ON SEMICONDUCTOR CRP COM							
41,000	Sale	08/20/12	11/11/13	289.99	265.04	0.00	24.95	
	O'REILLY AUTOMOTIVE INC							
3,000	Sale	07/17/12	11/11/13	372.17	276.97	0.00	95.20	
	ORANGE ADR							
22,000	Sale	09/20/11	11/11/13	286.44	362.93	0.00	(76.49)	
	OMNICOM GROUP COM							
5,000	Sale	08/20/12	11/11/13	354.49	261.41	0.00	93.08	
	PETROLEO BRAS VTG SPD ADR							
10,000	Sale	11/01/11	07/25/13	143.31	256.45	0.00	(113.14)	
	PRICE T ROWE GROUP INC							
4,000	Sale	08/20/12	11/11/13	316.16	247.58	0.00	68.58	
	POSCO SPN ADR							
1,000	Sale	11/01/11	12/23/13	78.28	83.24	0.00	(4.96)	
	PHILIP MORRIS INTL INC							
11,000	Sale	02/10/12	03/11/13	1,003.58	882.52	0.00	121.06	
5,000	Sale	02/10/12	03/12/13	453.82	401.15	0.00	52.67	
21,000	Sale	02/13/12	03/12/13	1,906.09	1,710.26	0.00	195.83	
29,000	Sale	02/13/12	07/25/13	2,590.40	2,361.80	0.00	228.60	
3,000	Sale	02/13/12	11/11/13	270.12	244.32	0.00	25.80	
3,000	Sale	05/07/12	11/11/13	270.12	266.74	0.00	3.38	
	Security Subtotal			6,494.13	5,866.79	0.00	627.34	
	PHILLIPS 66 SHS							
1,000	Sale	11/01/11	04/16/13	58.26	27.30	0.00	30.96	
	POTASH CORP SASKATCHEWAN							
10,000	Sale	08/20/12	11/11/13	330.39	436.86	0.00	(106.47)	

PAGE 27



THE NEEL FOUNDATION

Account No.
779-04018

Taxpayer No.
54-0761588

Page
30 of 74

2013 ANNUAL STATEMENT SUMMARY
2013 PROCEEDS FROM BROKER & BARTER EXCHANGE TRANSACTIONS

1099-B

1e. Quantity	Transaction Description	1b. Date of Acquisition	1a. Date of Sale or Exchange	2a. Amount	3. Cost Basis	5. Wash Sale Loss Disallowed	Gain or (Loss)	Remarks
PROCTER & GAMBLE CO								
	12.0000 Sale	05/16/11	11/11/13	990.66	803.82	0.00	186.84	
	4.0000 Sale	06/22/11	11/11/13	330.22	257.22	0.00	73.00	
	12.0000 Sale	06/22/11	12/23/13	979.23	771.65	0.00	207.58	
	16.0000 Sale	08/15/11	12/23/13	1,305.64	986.82	0.00	318.82	
	Security Subtotal			3,605.75	2,819.51	0.00	786.24	
QUALCOMM INC								
	11.0000 Sale	07/21/11	03/07/13	731.91	626.21	0.00	105.70	
	15.0000 Sale	07/21/11	05/09/13	965.15	853.93	0.00	111.22	
	13.0000 Sale	07/21/11	06/06/13	816.38	740.07	0.00	76.31	
	7.0000 Sale	07/22/11	06/06/13	439.59	399.76	0.00	39.83	
	4.0000 Sale	08/07/11	06/06/13	251.20	250.53	0.00	0.67	(N)
	4.0000 Sale	11/18/11	06/06/13	251.20	223.39	0.00	27.81	
	16.0000 Sale	11/18/11	06/26/13	982.87	893.54	0.00	89.33	
	14.0000 Sale	03/23/12	06/26/13	860.01	933.09	0.00	(73.08)	
	23.0000 Sale	04/18/12	06/26/13	1,412.89	1,542.84	0.00	(129.95)	
	Security Subtotal			6,711.20	6,463.36	0.00	247.84	
RYANAIR HLDGS PLC								
	4.0000 Sale	08/20/12	11/11/13	187.63	122.07	0.00	65.56	
	5.0000 Sale	08/21/12	11/11/13	234.54	156.56	0.00	77.98	
	Security Subtotal			422.17	278.63	0.00	143.54	
RANGE RESOURCES CORP DEL								
	15.0000 Sale	06/20/12	11/11/13	1,120.44	890.48	0.00	229.96	
RITCHIE BROS AUCTIONEERS								
	12.0000 Sale	08/20/12	11/11/13	239.39	235.27	0.00	4.12	
	1.0000 Sale	08/21/12	11/11/13	19.96	19.78	0.00	0.18	
	Security Subtotal			259.35	255.05	0.00	4.30	
REED ELSEVIER N V								
	3.0000 Sale	05/02/11	09/13/13	114.78	80.05	0.00	34.73	
	4.0000 Sale	05/03/11	09/13/13	153.04	106.25	0.00	46.79	
	9.0000 Sale	05/03/11	09/16/13	350.15	239.05	0.00	111.10	
	3.0000 Sale	05/04/11	09/17/13	118.88	80.00	0.00	38.88	
	6.0000 Sale	05/06/11	11/11/13	247.20	155.66	0.00	91.54	
	4.0000 Sale	05/10/11	12/02/13	170.38	106.52	0.00	63.86	

PAGE 23

THE NEEL FOUNDATION

2013 ANNUAL STATEMENT SUMMARY
2013 PROCEEDS FROM BROKER & BARTER EXCHANGE TRANSACTIONS

1099-B

1e. Quantity	Transaction Description	1b. Date of Acquisition	1a. Date of Sale or Exchange	2a. Amount	3. Cost Basis	5. Wash Sale Loss Disallowed	Gain or (Loss)	Remarks
REED ELSEVIER N V								
		CUSIP Number	758204200					
3.0000	Sale	05/11/11	12/02/13	127.79	81.32	0.00	46.47	
3.0000	Sale	05/12/11	12/02/13	127.79	81.26	0.00	46.53	
7.0000	Sale	05/12/11	12/03/13	295.64	189.61	0.00	106.03	
18.0000	Sale	05/20/11	12/03/13	760.24	489.57	0.00	270.67	
17.0000	Sale	05/20/11	12/16/13	691.27	462.38	0.00	228.89	
15.0000	Sale	05/20/11	12/17/13	614.14	407.98	0.00	206.16	
	Security Subtotal			3,771.30	2,479.65	0.00	1,291.65	
ST JUDE MEDICAL INC								
		CUSIP Number	790849103					
4.0000	Sale	08/20/12	09/16/13	212.42	151.73	0.00	60.69	
12.0000	Sale	08/20/12	10/07/13	676.44	455.17	0.00	221.27	
9.0000	Sale	08/20/12	11/11/13	513.87	341.38	0.00	172.49	
6.0000	Sale	08/20/12	11/22/13	346.17	227.59	0.00	118.58	
41.0000	Sale	08/20/12	12/13/13	2,358.64	1,555.18	0.00	803.46	
	Security Subtotal			4,107.54	2,731.05	0.00	1,376.49	
SCHEIN (HENRY) INC COM								
		CUSIP Number	806407102					
5.0000	Sale	08/20/12	11/11/13	556.19	388.44	0.00	167.75	
SANDISK CORP INC								
		CUSIP Number	80004C101					
32.0000	Sale	01/27/12	09/26/13	1,927.47	1,498.05	0.00	429.42	
26.0000	Sale	01/27/12	09/27/13	1,561.65	1,217.17	0.00	344.48	
21.0000	Sale	03/02/12	09/27/13	1,261.34	1,070.90	0.00	190.44	
11.0000	Sale	03/02/12	09/30/13	647.93	560.95	0.00	86.98	
	Security Subtotal			5,398.39	4,347.07	0.00	1,051.32	
SK TELECOM ADR								
		CUSIP Number	78440P108					
21.0000	Sale	11/01/11	12/06/13	486.20	308.05	0.00	178.15	
SIEMENS AG ADR								
		CUSIP Number	826197501					
2.0000	Sale	07/24/12	11/11/13	258.04	155.27	0.00	102.77	
SCHLUMBERGER LTD								
		CUSIP Number	806857108					
21.0000	Sale	01/27/11	01/30/13	1,659.66	1,830.82	0.00	(171.16)	
19.0000	Sale	10/26/11	01/30/13	1,501.60	1,305.84	0.00	195.76	
	Security Subtotal			3,161.26	3,136.66	0.00	24.60	
SANOFI ADR								
		CUSIP Number	80105N105					
5.0000	Sale	08/17/11	11/11/13	263.84	180.93	0.00	82.91	

PAGE 24



THE NEEL FOUNDATION

Account No.
779-04018

Taxpayer No.
54-0761588

Page
32 of 74

2013 ANNUAL STATEMENT SUMMARY
2013 PROCEEDS FROM BROKER & BARTER EXCHANGE TRANSACTIONS

1099-B

1e. Quantity	Transaction Description	1b. Date of Acquisition	1a. Date of Sale or Exchange	2a. Amount	3. Cost Basis	5. Wash Sale Loss Disallowed	Gain or (Loss)	Remarks
SEGA SAMMY HOLDINGS INC								
	ADR	CUSIP Number	815794102					
72.0000	Sale	03/29/12	11/11/13	462.74	383.91	0.00	78.83	
SOLERA HOLDINGS INC								
		CUSIP Number	83421A104					
11.0000	Sale	08/20/12	11/11/13	701.13	480.00	0.00	221.13	
1.0000	Sale	08/21/12	11/11/13	63.74	43.99	0.00	19.75	
	Security Subtotal			764.87	523.99	0.00	240.88	
SHERWIN WILLIAMS								
		CUSIP Number	824348106					
5.0000	Sale	08/09/12	11/11/13	923.09	705.89	0.00	217.20	
SENSATA TECH HLDNG BV, ALMELO								
		CUSIP Number	N7902X106					
18.0000	Sale	08/20/12	11/11/13	665.37	556.86	0.00	108.51	
SEADRILL LTD								
		CUSIP Number	G7945E105					
7.0000	Sale	05/09/11	05/03/13	272.10	236.12	0.00	35.98	
1.0000	Sale	05/09/11	05/06/13	39.45	33.73	0.00	5.72	
18.0000	Sale	05/10/11	05/06/13	710.19	614.83	0.00	95.36	
1.0000	Sale	05/10/11	05/06/13	39.11	34.16	0.00	4.95	
4.0000	Sale	05/11/11	05/06/13	156.44	135.17	0.00	21.27	
	Security Subtotal			1,217.29	1,054.01	0.00	163.28	
STAPLES INC								
		CUSIP Number	855030102					
67.0000	Sale	07/18/12	11/11/13	1,060.87	857.27	0.00	203.60	
8.0000	Sale	07/18/12	11/11/13	126.67	110.50	0.00	16.17	(Y)
13.0000	Sale	07/18/12	11/11/13	205.84	166.93	0.00	38.91	(Y)
7.0000	Sale	07/20/12	11/11/13	110.84	87.36	0.00	23.48	
	Security Subtotal			1,504.22	1,222.06	0.00	282.16	
TECHNE CORP								
		CUSIP Number	878377100					
4.0000	Sale	08/21/12	11/11/13	348.45	270.50	0.00	77.95	
TATA MOTORS LTD ADR								
		CUSIP Number	876568502					
1.0000	Sale	03/22/11	11/11/13	29.41	25.39	0.00	4.02	
2.0000	Sale	03/23/11	11/11/13	58.83	51.92	0.00	6.91	
	Security Subtotal			88.24	77.31	0.00	10.93	

PAGE 25



Account No.
779-04018

Taxpayer No.
54-0761588

Page
33 of 74

THE NEEL FOUNDATION

2013 ANNUAL STATEMENT SUMMARY
2013 PROCEEDS FROM BROKER & BARTER EXCHANGE TRANSACTIONS

1099-B	1e. Quantity	Transaction Description	1b. Date of Acquisition	1a. Date of Sale or Exchange	2a. Amount	3. Cost Basis	5. Wash Sale Loss Disallowed	Gain or (Loss)	Remarks
TRANSDIGM GROUP INC 1.0000 Sale			CUSIP Number 08/20/12	893641100 11/11/13	148.43	117.23	0.00	31.20	
TE CONNECTIVITY LTD REG.SHS 13.0000 Sale			CUSIP Number 08/20/12	H84989104 11/11/13	675.48	462.21	0.00	213.27	
THERMO FISHER SCIENTIFIC INC 5.0000 Sale			CUSIP Number 08/20/12	883556102 11/11/13	491.01	282.33	0.00	208.68	
ULTRA PETROLEUM CORP 37.0000 Sale			CUSIP Number 08/20/12	903914109 11/04/13	698.92	838.61	0.00	(139.69)	
UNILEVER NV NY REG SHS 18.0000 Sale			CUSIP Number 10/18/12	904784709 11/11/13	694.74	666.05	0.00	28.69	
UNION PACIFIC CORP 6.0000 Sale			CUSIP Number 10/06/11	907818108 11/11/13	934.44	534.10	0.00	400.34	
VARIAN MEDICAL SYS INC 9.0000 Sale			CUSIP Number 08/20/12	92220P105 11/11/13	660.32	538.53	0.00	121.79	
VERIZON COMMUNICATNS COM 30.0000 Sale			CUSIP Number 04/26/12	92343V104 11/11/13	1,503.22	1,198.72	0.00	304.50	
VALE SA 19.0000 Sale			CUSIP Number 02/14/11	91912E105 11/11/13	302.56	669.03	0.00	(366.47)	
VISTAPRINT NV 9.0000 Sale 3.0000 Sale			CUSIP Number 08/20/12 08/21/12	N93540107 11/11/13 11/11/13	488.86 162.96	373.44 120.45	0.00 0.00	115.42 42.51	
		Security Subtotal			651.82	493.89	0.00	157.93	
VERISK ANALYTICS INC CLASS A 13.0000 Sale 2.0000 Sale			CUSIP Number 08/20/12 08/21/12	92345Y106 11/11/13 11/11/13	810.69 124.73	635.37 97.46	0.00 0.00	175.32 27.27	
		Security Subtotal			935.42	732.83	0.00	202.59	

PAGE 26



Account No.
779-04018

Taxpayer No.
54-0761588

Page
34 of 74

THE NEEL FOUNDATION

1099-B **2013 ANNUAL STATEMENT SUMMARY** **2013 PROCEEDS FROM BROKER & BARTER EXCHANGE TRANSACTIONS**

1e. Quantity	Transaction Description	1b. Date of Acquisition	1a. Date of Sale or Exchange	2a. Amount	3. Cost Basis	5 Wash Sale Loss Disallowed	Gain or (Loss)	Remarks
	VERTEX PHARMCTLS INC							
3.0000	Sale	05/30/12	05/31/13	247.14	180.44	0.00	66.70	
4.0000	Sale	05/30/12	08/27/13	300.14	240.59	0.00	59.55	
14.0000	Sale	05/31/12	08/27/13	1,050.50	841.58	0.00	208.92	
8.0000	Sale	05/31/12	09/23/13	603.21	480.91	0.00	122.30	
14.0000	Sale	06/15/12	09/23/13	1,055.63	791.20	0.00	264.43	
10.0000	Sale	06/29/12	09/23/13	754.03	536.88	0.00	217.15	
16.0000	Sale	06/29/12	11/07/13	994.00	859.01	0.00	134.99	
1.0000	Sale	08/20/12	11/07/13	62.13	54.32	0.00	7.81	
2.0000	Sale	08/20/12	11/11/13	122.99	108.64	0.00	14.35	
18.0000	Sale	08/20/12	11/12/13	1,069.99	977.80	0.00	92.19	
10.0000	Sale	11/09/12	11/12/13	594.44	453.10	0.00	141.34	
	Security Subtotal			6,854.20	5,524.47	0.00	1,329.73	
	WORLD FUEL SERVICES CRP							
7.0000	Sale	08/20/12	11/11/13	265.27	254.50	0.00	10.77	
	WATERS CORP							
3.0000	Sale	08/20/12	11/11/13	299.96	227.32	0.00	72.64	
	WAL-MART STORES INC							
6.0000	Sale	07/15/11	11/11/13	473.53	322.77	0.00	150.76	
	WHIRLPOOL CORP							
15.0000	Sale	08/10/11	03/07/13	1,755.40	874.68	0.00	880.72	
1.0000	Sale	08/11/11	03/07/13	117.02	57.89	0.00	59.13	
6.0000	Sale	08/12/11	03/07/13	702.16	374.60	0.00	327.56	
3.0000	Sale	08/15/11	03/07/13	351.09	188.82	0.00	162.27	
6.0000	Sale	08/15/11	03/08/13	710.23	377.64	0.00	332.59	
6.0000	Sale	08/15/11	03/27/13	695.69	377.64	0.00	318.05	
7.0000	Sale	11/01/11	03/27/13	811.65	344.76	0.00	466.89	
13.0000	Sale	11/01/11	03/28/13	1,527.24	640.28	0.00	886.96	
	Security Subtotal			6,670.48	3,236.31	0.00	3,434.17	
	XILINX INC							
9.0000	Sale	08/20/12	11/11/13	397.75	304.24	0.00	93.51	
	YANZHOU COAL MNG SPD ADR							
14.0000	Sale	11/01/11	07/17/13	100.55	339.75	0.00	(239.20)	

PAGE 27

THE NEEL FOUNDATION

2013 ANNUAL STATEMENT SUMMARY
2013 PROCEEDS FROM BROKER & BARTER EXCHANGE TRANSACTIONS

1099-B	1e. Quantity	Transaction Description	1b. Date of Acquisition	1a. Date of Sale or Exchange	2a. Amount	3. Cost Basis	5. Wash Sale Loss Disallowed	Gain or (Loss)	Remarks
	10.0000	WOORI FIN HLDGS CO S ADR Sale	11/01/11	08/30/13	297.35	304.76	0.00	(7.41)	
		Covered Long Term Capital Gains and Losses Subtotal			204,581.15	159,640.62	0.00	44,940.53	

NONCOVERED TRANSACTIONS - 1099-B Line 6a. (cost basis not reported to the IRS)

U.S. TREASURY NOTE									
	12000.0000	1.375% FEB 28 2019 Sale	03/01/12	08/09/13	11,889.38	11,953.13	0.00	(63.75)	
	28.0000	ALLSTATE CORP DEL COM Sale	04/27/09	11/11/13	1,511.85	620.41	0.00	891.44	
	8.0000	AGRIUM INC Sale	07/29/10	05/02/13	712.46	500.20	0.00	212.26	
	4.0000	AGRIUM INC Sale	07/29/10	10/23/13	348.41	250.10	0.00	98.31	
		Security Subtotal			1,060.87	750.30	0.00	310.57	
	4.0000	AMAZON COM INC COM Sale	09/14/10	02/05/13	1,061.17	584.73	0.00	476.44	
	3.0000	AMAZON COM INC COM Sale	09/14/10	04/29/13	750.91	438.55	0.00	312.36	
	2.0000	AMAZON COM INC COM Sale	09/14/10	06/27/13	556.74	292.37	0.00	264.37	
		Security Subtotal			2,368.82	1,315.65	0.00	1,053.17	
	35.0000	ANNALY CAP MGMT INC Sale	03/24/09	09/26/13	422.16	511.61	0.00	(89.45)	
	91.0000	ANNALY CAP MGMT INC Sale	04/28/09	09/26/13	1,097.63	1,238.67	0.00	(141.04)	
	87.0000	ANNALY CAP MGMT INC Sale	04/28/09	10/16/13	1,021.84	1,184.22	0.00	(162.38)	
	32.0000	ANNALY CAP MGMT INC Sale	04/28/09	10/17/13	380.98	435.57	0.00	(54.59)	
	32.0000	ANNALY CAP MGMT INC Sale	04/14/10	10/17/13	380.98	555.88	0.00	(174.90)	
	38.0000	ANNALY CAP MGMT INC Sale	04/14/10	10/21/13	444.39	660.10	0.00	(215.71)	
	20.0000	ANNALY CAP MGMT INC Sale	05/24/10	10/21/13	233.89	318.60	0.00	(84.71)	
		Security Subtotal			3,981.87	4,904.65	0.00	(922.78)	
	12.0000	AXIS CAPITAL HOLDINGS LTD Sale	07/29/10	11/11/13	580.76	375.69	0.00	205.07	

THE NEEL FOUNDATION

2013 ANNUAL STATEMENT SUMMARY
2013 PROCEEDS FROM BROKER & BARTER EXCHANGE TRANSACTIONS

1099-B

1e. Quantity	Transaction Description	1b. Date of Acquisition	1a. Date of Sale or Exchange	2a. Amount	3. Cost Basis	5. Wash Sale Loss Disallowed	Gain or (Loss)	Remarks
	ASTRAZENECA PLC SPND ADR							
36.0000	Sale	07/29/10	06/11/13	1,836.78	1,826.12	0.00	10.66	
9.0000	Sale	07/29/10	06/12/13	464.71	456.53	0.00	8.18	
	Security Subtotal			2,301.49	2,282.65	0.00	18.84	
	AMERIPRISE FINL INC							
20.0000	Sale	08/27/10	09/13/13	1,806.51	864.70	0.00	941.81	
5.0000	Sale	08/27/10	11/11/13	518.37	216.17	0.00	302.20	
10.0000	Sale	08/30/10	11/11/13	1,036.77	434.88	0.00	601.89	
	Security Subtotal			3,361.65	1,515.75	0.00	1,845.90	
	APPLE INC							
6.0000	Sale	10/22/08	07/01/13	2,458.39	588.91	0.00	1,869.48	
2.0000	Sale	11/24/08	07/01/13	819.47	180.43	0.00	639.04	
2.0000	Sale	11/24/08	08/21/13	1,009.61	180.43	0.00	829.18	
4.0000	Sale	11/24/08	11/11/13	2,070.45	360.86	0.00	1,709.59	
	Security Subtotal			6,357.92	1,310.63	0.00	5,047.29	
	AUST NW Z B G ADR							
10.0000	Sale	07/29/10	11/11/13	310.52	210.10	0.00	100.42	
	BAE SYS PLC SPN ADR							
30.0000	Sale	07/29/10	11/11/13	867.58	598.50	0.00	269.08	
	BOEING COMPANY							
9.0000	Sale	06/11/10	11/11/13	1,192.23	583.39	0.00	608.84	
7.0000	Sale	06/11/10	11/21/13	929.26	453.75	0.00	475.51	
	Security Subtotal			2,121.49	1,037.14	0.00	1,084.35	
	CHEVRON CORP							
1.0000	Sale	11/15/05	11/11/13	121.11	57.95	0.00	63.16	
	COMPANHIA D SNMNT0 BSCO D ESTDO SAO PAULO ADR							
27.0000	Sale	07/29/10	11/11/13	276.52	180.22	0.00	96.30	

PAGE 29

THE NEEL FOUNDATION

2013 ANNUAL STATEMENT SUMMARY
2013 PROCEEDS FROM BROKER & BARTER EXCHANGE TRANSACTIONS

1099-B

1e. Quantity	Transaction Description	1b. Date of Acquisition	1a. Date of Sale or Exchange	2a. Amount	3. Cost Basis	5. Wash Sale Loss Disallowed	Gain or (Loss)	Remarks
CONOCOPHILLIPS								
24.0000	Sale	04/27/09	11/11/13	1,763.81	756.12	0.00	1,007.69	
6.0000	Sale	11/10/09	11/11/13	440.96	246.44	0.00	194.52	
	Security Subtotal			2,204.77	1,002.56	0.00	1,202.21	
COCA COLA COM								
36.0000	Sale	07/13/10	11/11/13	1,437.38	949.76	0.00	487.62	
28.0000	Sale	07/13/10	11/26/13	1,130.30	738.70	0.00	391.60	
	Security Subtotal			2,567.68	1,688.46	0.00	879.22	
DIAGEO PLC SPSPD ADR NEW								
2.0000	Sale	07/29/10	02/14/13	239.04	138.75	0.00	100.29	
2.0000	Sale	07/29/10	02/15/13	239.89	138.74	0.00	101.15	
7.0000	Sale	07/29/10	02/22/13	845.95	485.61	0.00	360.34	
	Security Subtotal			1,324.88	763.10	0.00	561.78	
E M C CORPORATION MASS								
25.0000	Sale	04/24/09	03/07/13	604.82	295.98	0.00	308.84	
16.0000	Sale	10/08/09	03/07/13	387.10	284.64	0.00	102.46	
29.0000	Sale	10/08/09	04/29/13	652.72	515.92	0.00	136.80	
20.0000	Sale	10/08/09	07/11/13	489.41	355.80	0.00	133.61	
70.0000	Sale	10/30/09	07/11/13	1,712.94	1,166.54	0.00	546.40	
10.0000	Sale	06/02/10	07/11/13	244.70	185.06	0.00	59.64	
	Security Subtotal			4,091.69	2,803.94	0.00	1,287.75	
FREERT-MCMRAN CPR & GLD								
24.0000	Sale	10/01/10	06/24/13	649.01	1,062.55	0.00	(413.54)	
9.0000	Sale	11/01/10	06/24/13	243.38	431.32	0.00	(187.94)	
61.0000	Sale	11/01/10	06/24/13	1,634.39	2,923.41	0.00	(1,289.02)	
24.0000	Sale	11/09/10	07/02/13	663.39	1,287.01	0.00	(623.62)	
	Security Subtotal			3,190.17	5,704.29	0.00	(2,514.12)	
FRANCE TELECOM ADR								
7.0000	Sale	07/29/10	05/07/13	74.68	146.14	0.00	(71.46)	
11.0000	Sale	07/29/10	05/08/13	117.68	229.64	0.00	(111.96)	
6.0000	Sale	07/29/10	05/09/13	63.78	125.26	0.00	(61.48)	
9.0000	Sale	07/29/10	05/10/13	96.90	187.89	0.00	(90.99)	
6.0000	Sale	07/29/10	05/13/13	64.46	125.26	0.00	(60.80)	

THE NEEL FOUNDATION

1099-B **2013 ANNUAL STATEMENT SUMMARY**
2013 PROCEEDS FROM BROKER & BARTER EXCHANGE TRANSACTIONS

1e. Quantity	Transaction Description	1b. Date of Acquisition	1a. Date of Sale or Exchange	2a. Amount	3. Cost Basis	5. Wash Sale Loss Disallowed	Gain or (Loss)	Remarks
	FRANCE TELECOM ADR		35177Q105					
5.0000	Sale	07/29/10	05/30/13	52.52	104.38	0.00	(51.86)	
57.0000	Sale	07/29/10	05/31/13	580.15	1,189.95	0.00	(609.80)	
	Security Subtotal			1,050.17	2,108.52	0.00	(1,058.35)	
	FUJI HEAVY INDS LTD ADR		359556206					
29.0000	Sale	08/17/10	02/14/13	790.71	320.43	0.00	470.28	
8.0000	Sale	08/17/10	04/05/13	256.25	88.40	0.00	167.85	
	Security Subtotal			1,046.96	408.83	0.00	638.13	
	GENERAL ELECTRIC		369604103					
33.0000	Sale	07/30/10	07/02/13	766.06	532.79	0.00	233.27	
137.0000	Sale	07/30/10	08/15/13	3,285.52	2,211.87	0.00	1,073.65	
37.0000	Sale	07/30/10	11/11/13	995.54	597.37	0.00	398.17	
	Security Subtotal			5,047.12	3,342.03	0.00	1,705.09	
	HARRIS CORP DEL		413875105					
17.0000	Sale	04/27/09	11/11/13	1,073.06	508.73	0.00	564.33	
	INTEL CORP		458140100					
11.0000	Sale	08/27/10	11/11/13	266.15	199.92	0.00	66.23	
3.0000	Sale	08/27/10	11/11/13	72.59	55.31	0.00	17.28	
	Security Subtotal			338.74	255.23	0.00	83.51	
	KIMBERLY CLARK		494368103					
7.0000	Sale	06/04/10	05/16/13	727.43	421.35	0.00	306.08	
	LOCKHEED MARTIN CORP		539830109					
8.0000	Sale	03/11/10	11/11/13	1,092.82	661.69	0.00	431.13	
9.0000	Sale	03/12/10	11/11/13	1,229.44	746.24	0.00	483.20	
	Security Subtotal			2,322.26	1,407.93	0.00	914.33	
	MARKS AND SPENCER GP ADR		570912105					
14.0000	Sale	07/29/10	11/11/13	223.71	153.13	0.00	70.58	
	METLIFE INC		59156R108					
6.0000	COM Sale	05/04/09	11/11/13	297.08	165.62	0.00	131.46	
43.0000	Sale	04/21/10	11/11/13	2,129.12	2,001.78	0.00	127.34	
	Security Subtotal			2,426.20	2,167.40	0.00	258.80	

THE NEEL FOUNDATION

2013 ANNUAL STATEMENT SUMMARY
2013 PROCEEDS FROM BROKER & BARTER EXCHANGE TRANSACTIONS

1099-B

1e. Quantity	Transaction Description	1b. Date of Acquisition	1a. Date of Sale or Exchange	2a. Amount	3. Cost Basis	5. Wash Sale Loss Disallowed	Gain or (Loss)	Remarks
MARATHON OIL CORP								
15.0000	Sale	04/25/05	11/11/13	542.89	219.39	0.00	323.50	
MEDTRONIC INC COM								
28.0000	Sale	02/25/09	11/11/13	1,625.03	957.37	0.00	667.66	
9.0000	Sale	02/25/09	12/26/13	516.64	307.73	0.00	208.91	
14.0000	Sale	04/28/09	12/26/13	803.67	416.36	0.00	387.31	
Security Subtotal				2,945.34	1,681.46	0.00	1,263.88	
NITTO DENKO CORP ADR								
25.0000	Sale	09/30/10	05/16/13	843.89	493.52	0.00	350.37	
NORTHROP GRUMMAN CORP								
28.0000	Sale	10/27/09	11/11/13	3,074.31	1,289.84	0.00	1,784.47	
PETROLEO BRAS VTG SPD ADR								
35.0000	Sale	07/29/10	07/25/13	501.58	1,250.80	0.00	(749.22)	
POSCO SPN ADR								
3.0000	Sale	07/29/10	08/29/13	217.14	322.32	0.00	(105.18)	
1.0000	Sale	07/29/10	08/30/13	72.05	107.44	0.00	(35.39)	
1.0000	Sale	07/29/10	09/03/13	73.21	107.44	0.00	(34.23)	
4.0000	Sale	07/29/10	09/10/13	311.55	429.76	0.00	(118.21)	
5.0000	Sale	07/29/10	09/11/13	380.26	537.20	0.00	(156.94)	
2.0000	Sale	07/29/10	12/19/13	155.65	214.88	0.00	(59.23)	
5.0000	Sale	07/29/10	12/20/13	389.00	537.20	0.00	(148.20)	
1.0000	Sale	07/29/10	12/23/13	78.28	107.44	0.00	(29.16)	
Security Subtotal				1,677.14	2,363.68	0.00	(686.54)	
PNC FINCL SERVICES GROUP								
16.0000	Sale	11/10/10	11/11/13	1,205.56	904.90	0.00	300.66	
PHILLIPS 66 SHS								
5.0000	Sale	11/10/09	04/16/13	291.31	122.07	0.00	169.24	
7.0000	Sale	02/22/10	04/16/13	407.83	156.07	0.00	251.76	
3.0000	Sale	05/24/10	04/16/13	174.78	69.29	0.00	105.49	
2.0000	Sale	06/02/10	04/16/13	116.52	47.26	0.00	69.26	
Security Subtotal				990.44	394.69	0.00	595.75	

PAGE 32



Account No.
779-04018

Taxpayer No.
54-0761588

Page
40 of 74

THE NEEL FOUNDATION

2013 ANNUAL STATEMENT SUMMARY
2013 PROCEEDS FROM BROKER & BARTER EXCHANGE TRANSACTIONS

1099-B

1e Quantity	Transaction Description	1b. Date of Acquisition	1a. Date of Sale or Exchange	2a. Amount	3 Cost Basis	5. Wash Sale Loss Disallowed	Gain or (Loss)	Remarks
	PFIZER INC							
57.0000	Sale	05/05/10	01/08/13	1,486.18	978.65	0.00	507.53	
58.0000	Sale	05/05/10	11/11/13	1,811.10	995.81	0.00	815.29	
	Security Subtotal			3,297.28	1,974.46	0.00	1,322.82	
	PRECISION CASTPARTS							
3.0000	Sale	07/27/10	01/17/13	556.55	362.06	0.00	194.49	
6.0000	Sale	07/28/10	01/17/13	1,113.13	735.06	0.00	378.07	
7.0000	Sale	07/28/10	09/26/13	1,609.96	857.57	0.00	752.39	
7.0000	Sale	07/28/10	11/11/13	1,740.39	857.57	0.00	882.82	
	Security Subtotal			5,020.03	2,812.26	0.00	2,207.77	
	RENAISSANCE HLDGS LTD							
1.0000	Sale	07/29/10	11/11/13	94.87	56.96	0.00	37.91	
	REYNOLDS AMERICAN INC							
14.0000	Sale	12/10/04	11/11/13	718.18	263.62	0.00	454.56	
	ROPER INDUSTRIES INC COM							
4.0000	Sale	07/29/10	11/11/13	505.80	249.11	0.00	256.69	
	SASOL LTD SPONSORED ADR							
4.0000	Sale	07/29/10	11/11/13	194.87	159.66	0.00	35.21	
	SK TELECOM ADR							
37.0000	Sale	07/29/10	05/15/13	793.02	603.37	0.00	189.65	
33.0000	Sale	07/29/10	11/07/13	768.77	538.14	0.00	230.63	
37.0000	Sale	07/29/10	11/07/13	859.77	603.36	0.00	256.41	
23.0000	Sale	07/29/10	12/05/13	543.85	375.07	0.00	168.78	
17.0000	Sale	07/29/10	12/06/13	393.59	277.22	0.00	116.37	
	Security Subtotal			3,359.00	2,397.16	0.00	961.84	
	SCHLUMBERGER LTD							
1.0000	Sale	02/25/10	01/30/13	79.03	59.76	0.00	19.27	
10.0000	Sale	05/20/10	01/30/13	790.31	591.60	0.00	198.71	
5.0000	Sale	05/24/10	01/30/13	395.15	293.19	0.00	101.96	
12.0000	Sale	11/15/10	01/30/13	948.37	892.31	0.00	56.06	
17.0000	Sale	11/16/10	01/30/13	1,343.53	1,246.81	0.00	96.72	
	Security Subtotal			3,556.39	3,083.67	0.00	472.72	

PAGE 33

THE NEEL FOUNDATION

2013 ANNUAL STATEMENT SUMMARY
2013 PROCEEDS FROM BROKER & BARTER EXCHANGE TRANSACTIONS

1099-B

1e. Quantity	Transaction Description	1b. Date of Acquisition	1a. Date of Sale or Exchange	2a. Amount	3. Cost Basis	5. Wash Sale Loss Disallowed	Gain or (Loss)	Remarks
	SAGE GROUP PLC SHS ADR Cash/Lieu	07/29/10	06/27/13	18.99	15.63	0.00	3.36	
	WINDSTREAM HOLDINGS INC SHS	08/11/09	11/11/13	8.04	8.14	0.00	(0.10)	
	STARBUCKS CORP	05/12/10	07/10/13	1,017.41	416.67	0.00	600.74	
		05/12/10	11/07/13	2,856.08	1,000.02	0.00	1,856.06	
		05/24/10	11/07/13	952.03	303.58	0.00	648.45	
		05/24/10	11/11/13	243.22	75.89	0.00	167.33	
		09/27/10	11/11/13	162.15	52.56	0.00	109.59	
	Security Subtotal			5,230.89	1,848.72	0.00	3,382.17	
	SVENSKA C AKTI SPONS ADR	07/29/10	11/11/13	370.88	191.31	0.00	179.57	
	TOTAL S.A. SP ADR	04/24/09	10/10/13	943.59	812.25	0.00	131.34	
		02/12/10	10/10/13	1,297.44	1,249.68	0.00	47.76	
		02/12/10	11/11/13	768.65	738.44	0.00	30.21	
		02/18/10	11/11/13	295.64	292.86	0.00	2.78	
	Security Subtotal			3,305.32	3,093.23	0.00	212.09	
	TELSTRA CORP ADR	07/29/10	07/26/13	590.36	378.56	0.00	211.80	
		07/29/10	07/29/13	700.75	451.36	0.00	249.39	
	Security Subtotal			1,291.11	829.92	0.00	461.19	
	TRAVELERS COS INC	12/10/04	11/11/13	882.00	368.80	0.00	513.20	
	TORONTO DOMINION BANK	07/29/10	11/11/13	92.24	71.82	0.00	20.42	
	UNITEDHEALTH GROUP INC	06/16/10	01/31/13	1,335.70	756.49	0.00	579.21	
		10/26/10	01/31/13	2,448.79	1,643.27	0.00	805.52	
	Security Subtotal			3,784.49	2,399.76	0.00	1,384.73	

PAGE 54



THE NEEL FOUNDATION

Account No.
779-04018

Taxpayer No.
54-0761588

Page
42 of 74

2013 ANNUAL STATEMENT SUMMARY
2013 PROCEEDS FROM BROKER & BARTER EXCHANGE TRANSACTIONS

1099-B

1e. Quantity	Transaction Description	1b. Date of Acquisition	1a. Date of Sale or Exchange	2a. Amount	3. Cost Basis	5. Wash Sale Loss Disallowed	Gain or (Loss)	Remarks
	UNTD OVERSEAS BK SPN ADR 1,0000 Sale	CUSIP Number 07/29/10	911271302 11/11/13	33.27	29.24	0.00	4.03	
	XEROX CORP 82,0000 Sale	CUSIP Number 06/30/08	984127103 07/16/13	805.81	1,117.00	0.00	(311.19)	
	25,0000 Sale	07/03/08	07/16/13	245.67	335.98	0.00	(90.31)	
	35,0000 Sale	07/07/08	07/16/13	343.95	471.35	0.00	(127.40)	
	44,0000 Sale	07/08/08	07/16/13	432.40	596.23	0.00	(163.83)	
	84,0000 Sale	07/08/08	11/11/13	862.74	1,138.26	0.00	(275.52)	
	Security Subtotal			2,690.57	3,658.82	0.00	(968.25)	
	YANZHOU COAL MNG SPD ADR 9,0000 Sale	CUSIP Number 08/17/10	984846105 07/17/13	64.63	191.62	0.00	(126.99)	
	26,0000 Sale	08/20/10	07/17/13	186.71	564.07	0.00	(377.36)	
	Security Subtotal			251.34	755.69	0.00	(504.35)	
	WELLS FARGO & CO NEW DEL 49,0000 Sale	CUSIP Number 08/26/10	949746101 11/11/13	2,086.70	1,157.92	0.00	928.78	
	WOORI FIN HLDGS CO S ADR 11,0000 Sale	CUSIP Number 11/30/10	981063100 08/02/13	338.00	410.79	0.00	(72.79)	
	7,0000 Sale	11/30/10	08/05/13	211.37	261.42	0.00	(50.05)	
	2,0000 Sale	12/14/10	08/05/13	60.40	77.17	0.00	(16.77)	
	2,0000 Sale	12/14/10	08/28/13	56.28	77.16	0.00	(20.88)	
	1,0000 Sale	12/15/10	08/28/13	28.15	37.82	0.00	(9.67)	
	8,0000 Sale	12/15/10	08/29/13	234.57	302.55	0.00	(67.98)	
	1,0000 Sale	12/15/10	08/30/13	29.73	37.82	0.00	(8.09)	
	Security Subtotal			958.50	1,204.73	0.00	(246.23)	
	FIXED INCOME SHARES SERIES C F CL INSTL 200,0000 Sale	CUSIP Number 12/14/04	01882B205 06/13/13	2,630.00	2,442.00	0.00	188.00	
	FIXED INCOME SHARES SERIES M F CL INSTL 1046,0000 Sale	CUSIP Number 12/14/04	01882B304 06/13/13	11,485.08	12,395.10	0.00	(910.02)	
	Noncovered Long Term Capital Gains and Losses Subtotal			128,393.66	99,914.28	0.00	28,479.38	

PAGE 35