



See a Social Security Number? Say Something!
Report Privacy Problems to <https://public.resource.org/privacy>
Or call the IRS Identity Theft Hotline at 1-800-908-4490



Return of Private Foundation

or Section 4947(a)(1) Trust Treated as Private Foundation

Do not enter Social Security numbers on this form as it may be made public.

Information about Form 990-PF and its separate instructions is at www.irs.gov/form990pf.

For calendar year 2013 or tax year beginning

, and ending

Name of foundation COMMON WEALTH TRUST C/O PNC BANK		A Employer identification number 51-0232187
Number and street (or P O box number if mail is not delivered to street address) 222 DELAWARE AVENUE	Room/suite	B Telephone number 302-429-1456
City or town, state or province, country, and ZIP or foreign postal code WILMINGTON, DE 19899		C If exemption application is pending, check here <input type="checkbox"/>
G Check all that apply: <input type="checkbox"/> Initial return, <input type="checkbox"/> Final return, <input type="checkbox"/> Address change, <input type="checkbox"/> Initial return of a former public charity, <input type="checkbox"/> Amended return, <input type="checkbox"/> Name change		D 1. Foreign organizations, check here <input type="checkbox"/> 2. Foreign organizations meeting the 85% test, check here and attach computation <input type="checkbox"/>
H Check type of organization: <input checked="" type="checkbox"/> Section 501(c)(3) exempt private foundation, <input type="checkbox"/> Section 4947(a)(1) nonexempt charitable trust, <input type="checkbox"/> Other taxable private foundation		E If private foundation status was terminated under section 507(b)(1)(A), check here <input type="checkbox"/>
I Fair market value of all assets at end of year (from Part II, col. (c), line 16) ▶ \$ 8,080,605.	J Accounting method: <input checked="" type="checkbox"/> Cash, <input type="checkbox"/> Accrual, <input type="checkbox"/> Other (specify)	F If the foundation is in a 60-month termination under section 507(b)(1)(B), check here <input type="checkbox"/>

Part I Analysis of Revenue and Expenses <small>(The total of amounts in columns (b), (c), and (d) may not necessarily equal the amounts in column (a))</small>		(a) Revenue and expenses per books	(b) Net investment income	(c) Adjusted net income	(d) Disbursements for charitable purposes (cash basis only)
1 Contributions, gifts, grants, etc., received				N/A	
2 Check <input checked="" type="checkbox"/> if the foundation is not required to attach Sch B					
3 Interest on savings and temporary cash investments					
4 Dividends and interest from securities		176,873.	176,873.		STATEMENT 1
Revenue	5a Gross rents				
	b Net rental income or (loss)				
	6a Net gain or (loss) from sale of assets not on line 10	646,739.			
	b Gross sales price for all assets on line 6a	3,834,949.			
	7 Capital gain net income (from Part IV, line 2)		646,739.		
	8 Net short-term capital gain				
9 Income modifications					
10a Gross sales less returns and allowances					
b Less Cost of goods sold					
c Gross profit or (loss)					
11 Other income					
12 Total. Add lines 1 through 11		823,612.	823,612.		
Operating and Administrative Expenses	13 Compensation of officers, directors, trustees, etc		67,636.	67,636.	0.
	14 Other employee salaries and wages				
	15 Pension plans, employee benefits				
	16a Legal fees	STMT 2	45,685.	0.	0.
	b Accounting fees	STMT 3	11,300.	5,650.	0.
	c Other professional fees				
	17 Interest				
	18 Taxes	STMT 4	5,678.	2,541.	0.
	19 Depreciation and depletion				
	20 Occupancy				
	21 Travel, conferences, and meetings				
22 Printing and publications					
23 Other expenses	STMT 5	3,061.	25.	0.	
24 Total operating and administrative expenses Add lines 13 through 23		133,360.	75,852.	0.	
25 Contributions, gifts, grants paid		454,000.		454,000.	
26 Total expenses and disbursements. Add lines 24 and 25		587,360.	75,852.	454,000.	
27 Subtract line 26 from line 12					
a Excess of revenue over expenses and disbursements		236,252.			
b Net investment income (if negative, enter -0-)			747,760.		
c Adjusted net income (if negative, enter -0-)				N/A	

25

COMMON WEALTH TRUST
C/O PNC BANK

Form 990-PF (2013)

51-0232187 Page 2

Part II Balance Sheets		Attached schedules and amounts in the description column should be for end-of-year amounts only		
		Beginning of year (a) Book Value	End of year (b) Book Value (c) Fair Market Value	
Assets	1 Cash - non-interest-bearing			
	2 Savings and temporary cash investments	375,887.	450,588.	450,588.
	3 Accounts receivable			
	Less: allowance for doubtful accounts			
	4 Pledges receivable			
	Less: allowance for doubtful accounts			
	5 Grants receivable			
	6 Receivables due from officers, directors, trustees, and other disqualified persons			
	7 Other notes and loans receivable			
	Less: allowance for doubtful accounts			
	8 Inventories for sale or use			
	9 Prepaid expenses and deferred charges			
	10a Investments - U.S. and state government obligations			
	b Investments - corporate stock STMT 6	1,510,275.	2,101,095.	2,535,753.
	c Investments - corporate bonds			
	11 Investments - land, buildings, and equipment: basis			
Less: accumulated depreciation				
12 Investments - mortgage loans				
13 Investments - other STMT 7	5,141,304.	4,712,035.	5,094,264.	
14 Land, buildings, and equipment: basis				
Less: accumulated depreciation				
15 Other assets (describe)				
16 Total assets (to be completed by all filers - see the instructions Also, see page 1, item 1)	7,027,466.	7,263,718.	8,080,605.	
Liabilities	17 Accounts payable and accrued expenses			
	18 Grants payable			
	19 Deferred revenue			
	20 Loans from officers, directors, trustees, and other disqualified persons			
	21 Mortgages and other notes payable			
	22 Other liabilities (describe)			
23 Total liabilities (add lines 17 through 22)		0.	0.	
Net Assets or Fund Balances	Foundations that follow SFAS 117, check here and complete lines 24 through 26 and lines 30 and 31. <input checked="" type="checkbox"/>			
	24 Unrestricted			
	25 Temporarily restricted			
	26 Permanently restricted	7,027,466.	7,263,718.	
	Foundations that do not follow SFAS 117, check here and complete lines 27 through 31. <input type="checkbox"/>			
	27 Capital stock, trust principal, or current funds			
	28 Paid-in or capital surplus, or land, bldg, and equipment fund			
	29 Retained earnings, accumulated income, endowment, or other funds	7,027,466.	7,263,718.	
30 Total net assets or fund balances	7,027,466.	7,263,718.		
31 Total liabilities and net assets/fund balances	7,027,466.	7,263,718.		

Part III Analysis of Changes in Net Assets or Fund Balances

1 Total net assets or fund balances at beginning of year - Part II, column (a), line 30 (must agree with end-of-year figure reported on prior year's return)	1	7,027,466.
2 Enter amount from Part I, line 27a	2	236,252.
3 Other increases not included in line 2 (itemize)	3	0.
4 Add lines 1, 2, and 3	4	7,263,718.
5 Decreases not included in line 2 (itemize)	5	0.
6 Total net assets or fund balances at end of year (line 4 minus line 5) - Part II, column (b), line 30	6	7,263,718.

Form 990-PF (2013)

COMMON WEALTH TRUST

Form 990-PF (2013)

C/O PNC BANK

51-0232187 Page 3

Part IV Capital Gains and Losses for Tax on Investment Income

(a) List and describe the kind(s) of property sold (e.g., real estate, 2-story brick warehouse, or common stock, 200 shs MLC Co.)	(b) How acquired P - Purchase D - Donation	(c) Date acquired (mo., day, yr.)	(d) Date sold (mo., day, yr.)
1a SEE ATTACHED - PNC BANK SHORT TERM CAPITAL			
b GAINS	P	12/31/12	12/31/12
c SEE ATTACHED - PNC BANK LONG TERM CAPITAL			
d GAINS	P	12/31/12	12/31/12
e CAPITAL GAINS DIVIDENDS			

(e) Gross sales price	(f) Depreciation allowed (or allowable)	(g) Cost or other basis plus expense of sale	(h) Gain or (loss) (e) plus (f) minus (g)
a			
b 1,523,152.		1,406,690.	116,462.
c			
d 2,306,355.		1,781,520.	524,835.
e 5,442.			5,442.

Complete only for assets showing gain in column (h) and owned by the foundation on 12/31/69			(l) Gains (Col (h) gain minus col (k), but not less than -0-) or Losses (from col (h))
(i) FMV as of 12/31/69	(j) Adjusted basis as of 12/31/69	(k) Excess of col (i) over col. (j), if any	
a			
b			116,462.
c			
d			524,835.
e			5,442.

2 Capital gain net income or (net capital loss)	{ If gain, also enter in Part I, line 7 If (loss), enter -0- in Part I, line 7	2	646,739.
3 Net short-term capital gain or (loss) as defined in sections 1222(5) and (6) If gain, also enter in Part I, line 8, column (c). If (loss), enter -0- in Part I, line 8		3	N/A

Part V Qualification Under Section 4940(e) for Reduced Tax on Net Investment Income

(For optional use by domestic private foundations subject to the section 4940(a) tax on net investment income)

If section 4940(d)(2) applies, leave this part blank.

Was the foundation liable for the section 4942 tax on the distributable amount of any year in the base period?

Yes No

If "Yes," the foundation does not qualify under section 4940(e). Do not complete this part.

1 Enter the appropriate amount in each column for each year; see the instructions before making any entries.

(a) Base period years Calendar year (or tax year beginning in)	(b) Adjusted qualifying distributions	(c) Net value of noncharitable-use assets	(d) Distribution ratio (col (b) divided by col (c))
2012	451,743.	7,649,583.	.059055
2011	482,626.	7,997,548.	.060347
2010	483,281.	7,794,675.	.062001
2009	492,978.	8,455,665.	.058302
2008	501,617.	8,698,939.	.057664

2 Total of line 1, column (d)	2	.297369
3 Average distribution ratio for the 5-year base period - divide the total on line 2 by 5, or by the number of years the foundation has been in existence if less than 5 years	3	.059474
4 Enter the net value of noncharitable-use assets for 2013 from Part X, line 5	4	7,848,074.
5 Multiply line 4 by line 3	5	466,756.
6 Enter 1% of net investment income (1% of Part I, line 27b)	6	7,478.
7 Add lines 5 and 6	7	474,234.
8 Enter qualifying distributions from Part XII, line 4	8	454,000.

If line 8 is equal to or greater than line 7, check the box in Part VI, line 1b, and complete that part using a 1% tax rate. See the Part VI instructions

COMMON WEALTH TRUST
C/O PNC BANK

Form 990-PF (2013)

51-0232187 Page 4

Part VI Excise Tax Based on Investment Income (Section 4940(a), 4940(b), 4940(e), or 4948 - see instructions)

1a	Exempt operating foundations described in section 4940(d)(2), check here <input type="checkbox"/> and enter "N/A" on line 1 Date of ruling or determination letter. _____ (attach copy of letter if necessary-see instructions)		
b	Domestic foundations that meet the section 4940(e) requirements in Part V, check here <input type="checkbox"/> and enter 1% of Part I, line 27b	1	14,955.
c	All other domestic foundations enter 2% of line 27b Exempt foreign organizations enter 4% of Part I, line 12, col (b)		
2	Tax under section 511 (domestic section 4947(a)(1) trusts and taxable foundations only Others enter -0-)	2	0.
3	Add lines 1 and 2	3	14,955.
4	Subtitle A (income) tax (domestic section 4947(a)(1) trusts and taxable foundations only. Others enter -0-)	4	0.
5	Tax based on investment income. Subtract line 4 from line 3 If zero or less, enter -0-	5	14,955.
6	Credits/Payments		
a	2013 estimated tax payments and 2012 overpayment credited to 2013	6a	2,280.
b	Exempt foreign organizations - tax withheld at source	6b	
c	Tax paid with application for extension of time to file (Form 8868)	6c	
d	Backup withholding erroneously withheld	6d	
7	Total credits and payments Add lines 6a through 6d	7	2,280.
8	Enter any penalty for underpayment of estimated tax Check here <input type="checkbox"/> if Form 2220 is attached	8	
9	Tax due. If the total of lines 5 and 8 is more than line 7, enter amount owed SEE STATEMENT 8	9	12,675.
10	Overpayment. If line 7 is more than the total of lines 5 and 8, enter the amount overpaid	10	
11	Enter the amount of line 10 to be Credited to 2014 estimated tax Refunded	11	

Part VII-A Statements Regarding Activities

	Yes	No
1a		X
1b		X
1c		X
d		
e		
2		X
3		X
4a		X
4b		
5		X
6	X	
7	X	
8a		
8b	X	
9		X
10		X

Form 990-PF (2013)

COMMON WEALTH TRUST
C/O PNC BANK

Form 990-PF (2013)

51-0232187

Page 5

Part VII-A Statements Regarding Activities (continued)

11	At any time during the year, did the foundation, directly or indirectly, own a controlled entity within the meaning of section 512(b)(13)? If "Yes," attach schedule (see instructions)	11		X
12	Did the foundation make a distribution to a donor advised fund over which the foundation or a disqualified person had advisory privileges? If "Yes," attach statement (see instructions)	12		X
13	Did the foundation comply with the public inspection requirements for its annual returns and exemption application? Website address ▶ N/A	13	X	
14	The books are in care of ▶ PNC BANK, N.A., TRUSTEE Telephone no ▶ (302) 429-1456 Located at ▶ 222 DELAWARE AVENUE, WILMINGTON, DE ZIP+4 ▶ 19899			
15	Section 4947(a)(1) nonexempt charitable trusts filing Form 990-PF in lieu of Form 1041 - Check here and enter the amount of tax-exempt interest received or accrued during the year ▶ 15 N/A			
16	At any time during calendar year 2013, did the foundation have an interest in or a signature or other authority over a bank, securities, or other financial account in a foreign country? See the instructions for exceptions and filing requirements for Form TD F 90-22.1 If "Yes," enter the name of the foreign country ▶	16	Yes	No X

Part VII-B Statements Regarding Activities for Which Form 4720 May Be Required

File Form 4720 if any item is checked in the "Yes" column, unless an exception applies.

		Yes	No
1a	During the year did the foundation (either directly or indirectly):		
(1)	Engage in the sale or exchange, or leasing of property with a disqualified person? <input type="checkbox"/> Yes <input checked="" type="checkbox"/> No		
(2)	Borrow money from, lend money to, or otherwise extend credit to (or accept it from) a disqualified person? <input type="checkbox"/> Yes <input checked="" type="checkbox"/> No		
(3)	Furnish goods, services, or facilities to (or accept them from) a disqualified person? <input checked="" type="checkbox"/> Yes <input type="checkbox"/> No		
(4)	Pay compensation to, or pay or reimburse the expenses of, a disqualified person? <input checked="" type="checkbox"/> Yes <input type="checkbox"/> No		
(5)	Transfer any income or assets to a disqualified person (or make any of either available for the benefit or use of a disqualified person)? <input type="checkbox"/> Yes <input checked="" type="checkbox"/> No		
(6)	Agree to pay money or property to a government official? (Exception. Check "No" if the foundation agreed to make a grant to or to employ the official for a period after termination of government service, if terminating within 90 days) <input type="checkbox"/> Yes <input checked="" type="checkbox"/> No		
b	If any answer is "Yes" to 1a(1)-(6), did any of the acts fail to qualify under the exceptions described in Regulations section 53.4941(d)-3 or in a current notice regarding disaster assistance (see instructions)? Organizations relying on a current notice regarding disaster assistance check here ▶ <input type="checkbox"/>	1b	X
c	Did the foundation engage in a prior year in any of the acts described in 1a, other than excepted acts, that were not corrected before the first day of the tax year beginning in 2013? ▶ <input type="checkbox"/>	1c	X
2	Taxes on failure to distribute income (section 4942) (does not apply for years the foundation was a private operating foundation defined in section 4942(j)(3) or 4942(j)(5))		
a	At the end of tax year 2013, did the foundation have any undistributed income (lines 6d and 6e, Part XIII) for tax year(s) beginning before 2013? <input type="checkbox"/> Yes <input checked="" type="checkbox"/> No If "Yes," list the years ▶ _____		
b	Are there any years listed in 2a for which the foundation is not applying the provisions of section 4942(a)(2) (relating to incorrect valuation of assets) to the year's undistributed income? (If applying section 4942(a)(2) to all years listed, answer "No" and attach statement - see instructions.) N/A	2b	
c	If the provisions of section 4942(a)(2) are being applied to any of the years listed in 2a, list the years here ▶ _____		
3a	Did the foundation hold more than a 2% direct or indirect interest in any business enterprise at any time during the year? <input type="checkbox"/> Yes <input checked="" type="checkbox"/> No		
b	If "Yes," did it have excess business holdings in 2013 as a result of (1) any purchase by the foundation or disqualified persons after May 26, 1969; (2) the lapse of the 5-year period (or longer period approved by the Commissioner under section 4943(c)(7)) to dispose of holdings acquired by gift or bequest, or (3) the lapse of the 10-, 15-, or 20-year first phase holding period? (Use Schedule C, Form 4720, to determine if the foundation had excess business holdings in 2013.) N/A	3b	
4a	Did the foundation invest during the year any amount in a manner that would jeopardize its charitable purposes?	4a	X
b	Did the foundation make any investment in a prior year (but after December 31, 1969) that could jeopardize its charitable purpose that had not been removed from jeopardy before the first day of the tax year beginning in 2013?	4b	X

Form 990-PF (2013)

Part VII-B Statements Regarding Activities for Which Form 4720 May Be Required (continued)

5a During the year did the foundation pay or incur any amount to:

(1) Carry on propaganda, or otherwise attempt to influence legislation (section 4945(e))? Yes No

(2) Influence the outcome of any specific public election (see section 4955), or to carry on, directly or indirectly, any voter registration drive? Yes No

(3) Provide a grant to an individual for travel, study, or other similar purposes? Yes No

(4) Provide a grant to an organization other than a charitable, etc., organization described in section 509(a)(1), (2), or (3), or section 4940(d)(2)? Yes No

(5) Provide for any purpose other than religious, charitable, scientific, literary, or educational purposes, or for the prevention of cruelty to children or animals? Yes No

b If any answer is "Yes" to 5a(1)-(5), did any of the transactions fail to qualify under the exceptions described in Regulations section 53.4945 or in a current notice regarding disaster assistance (see instructions)? Yes No
Organizations relying on a current notice regarding disaster assistance check here N/A

c If the answer is "Yes" to question 5a(4), does the foundation claim exemption from the tax because it maintained expenditure responsibility for the grant? Yes No
If "Yes," attach the statement required by Regulations section 53.4945-5(d). N/A

6a Did the foundation, during the year, receive any funds, directly or indirectly, to pay premiums on a personal benefit contract? Yes No

b Did the foundation, during the year, pay premiums, directly or indirectly, on a personal benefit contract? Yes No
If "Yes" to 6b, file Form 8870.

7a At any time during the tax year, was the foundation a party to a prohibited tax shelter transaction? Yes No

b If "Yes," did the foundation receive any proceeds or have any net income attributable to the transaction? Yes No

Part VIII Information About Officers, Directors, Trustees, Foundation Managers, Highly Paid Employees, and Contractors

1 List all officers, directors, trustees, foundation managers and their compensation.

(a) Name and address	(b) Title, and average hours per week devoted to position	(c) Compensation (If not paid, enter -0-)	(d) Contributions to employee benefit plans and deferred compensation	(e) Expense account, other allowances
SEE STATEMENT 11		67,636.	0.	0.

2 Compensation of five highest-paid employees (other than those included on line 1). If none, enter "NONE."

(a) Name and address of each employee paid more than \$50,000	(b) Title, and average hours per week devoted to position	(c) Compensation	(d) Contributions to employee benefit plans and deferred compensation	(e) Expense account, other allowances
NONE				

Total number of other employees paid over \$50,000 0

Part VIII Information About Officers, Directors, Trustees, Foundation Managers, Highly Paid Employees, and Contractors (continued)

3 Five highest-paid independent contractors for professional services. If none, enter "NONE."

(a) Name and address of each person paid more than \$50,000	(b) Type of service	(c) Compensation
NONE		
		0

Total number of others receiving over \$50,000 for professional services 0

Part IX-A Summary of Direct Charitable Activities

List the foundation's four largest direct charitable activities during the tax year. Include relevant statistical information such as the number of organizations and other beneficiaries served, conferences convened, research papers produced, etc	Expenses
1 DISTRIBUTES INCOME, PRINCIPAL AND ANNUITIES TO SPECIFICALLY NAMED BENEFICIARIES OF THE TRUST ANNUALLY.	454,000.
2	
3	
4	

Part IX-B Summary of Program-Related Investments

Describe the two largest program-related investments made by the foundation during the tax year on lines 1 and 2	Amount
1 N/A	
2	
3 All other program-related investments. See instructions	
Total. Add lines 1 through 3	0.

Part X **Minimum Investment Return** (All domestic foundations must complete this part. Foreign foundations, see instructions.)

1	Fair market value of assets not used (or held for use) directly in carrying out charitable, etc., purposes		
a	Average monthly fair market value of securities	1a	7,554,351.
b	Average of monthly cash balances	1b	413,237.
c	Fair market value of all other assets	1c	
d	Total (add lines 1a, b, and c)	1d	7,967,588.
e	Reduction claimed for blockage or other factors reported on lines 1a and 1c (attach detailed explanation)	1e	0.
2	Acquisition indebtedness applicable to line 1 assets	2	0.
3	Subtract line 2 from line 1d	3	7,967,588.
4	Cash deemed held for charitable activities Enter 1 1/2% of line 3 (for greater amount, see instructions)	4	119,514.
5	Net value of noncharitable-use assets. Subtract line 4 from line 3 Enter here and on Part V, line 4	5	7,848,074.
6	Minimum investment return. Enter 5% of line 5	6	392,404.

Part XI **Distributable Amount** (see instructions) (Section 4942(j)(3) and (j)(5) private operating foundations and certain foreign organizations check here and do not complete this part.)

1	Minimum investment return from Part X, line 6	1	392,404.
2a	Tax on investment income for 2013 from Part VI, line 5	2a	14,955.
b	Income tax for 2013. (This does not include the tax from Part VI)	2b	
c	Add lines 2a and 2b	2c	14,955.
3	Distributable amount before adjustments Subtract line 2c from line 1	3	377,449.
4	Recoveries of amounts treated as qualifying distributions	4	0.
5	Add lines 3 and 4	5	377,449.
6	Deduction from distributable amount (see instructions)	6	0.
7	Distributable amount as adjusted. Subtract line 6 from line 5 Enter here and on Part XIII, line 1	7	377,449.

Part XII **Qualifying Distributions** (see instructions)

1	Amounts paid (including administrative expenses) to accomplish charitable, etc., purposes		
a	Expenses, contributions, gifts, etc. - total from Part I, column (d), line 26	1a	454,000.
b	Program-related investments - total from Part IX-B	1b	0.
2	Amounts paid to acquire assets used (or held for use) directly in carrying out charitable, etc., purposes	2	
3	Amounts set aside for specific charitable projects that satisfy the		
a	Suitability test (prior IRS approval required)	3a	
b	Cash distribution test (attach the required schedule)	3b	
4	Qualifying distributions. Add lines 1a through 3b Enter here and on Part V, line 8, and Part XIII, line 4	4	454,000.
5	Foundations that qualify under section 4940(e) for the reduced rate of tax on net investment income. Enter 1% of Part I, line 27b	5	0.
6	Adjusted qualifying distributions. Subtract line 5 from line 4	6	454,000.

Note. The amount on line 6 will be used in Part V, column (b), in subsequent years when calculating whether the foundation qualifies for the section 4940(e) reduction of tax in those years.

COMMON WEALTH TRUST
C/O PNC BANK

Form 990-PF (2013)

51-0232187 Page 9

Part XIII Undistributed Income (see instructions)

	(a) Corpus	(b) Years prior to 2012	(c) 2012	(d) 2013
1 Distributable amount for 2013 from Part XI, line 7				377,449.
2 Undistributed income, if any, as of the end of 2013				
a Enter amount for 2012 only			0.	
b Total for prior years:		0.		
3 Excess distributions carryover, if any, to 2013.				
a From 2008	71,082.			
b From 2009	72,526.			
c From 2010	94,985.			
d From 2011	85,497.			
e From 2012	73,778.			
f Total of lines 3a through e	397,868.			
4 Qualifying distributions for 2013 from Part XII, line 4. ▶ \$	454,000.			
a Applied to 2012, but not more than line 2a			0.	
b Applied to undistributed income of prior years (Election required - see instructions)		0.		
c Treated as distributions out of corpus (Election required - see instructions)	0.			
d Applied to 2013 distributable amount				377,449.
e Remaining amount distributed out of corpus	76,551.			
5 Excess distributions carryover applied to 2013 (if an amount appears in column (d), the same amount must be shown in column (a))	0.			0.
6 Enter the net total of each column as indicated below:	474,419.			
a Corpus Add lines 3f, 4c, and 4e Subtract line 5				
b Prior years' undistributed income Subtract line 4b from line 2b		0.		
c Enter the amount of prior years' undistributed income for which a notice of deficiency has been issued, or on which the section 4942(a) tax has been previously assessed		0.		
d Subtract line 6c from line 6b. Taxable amount - see instructions		0.		
e Undistributed income for 2012. Subtract line 4a from line 2a Taxable amount - see instr			0.	
f Undistributed income for 2013 Subtract lines 4d and 5 from line 1 This amount must be distributed in 2014				0.
7 Amounts treated as distributions out of corpus to satisfy requirements imposed by section 170(b)(1)(F) or 4942(g)(3)	0.			
8 Excess distributions carryover from 2008 not applied on line 5 or line 7	71,082.			
9 Excess distributions carryover to 2014. Subtract lines 7 and 8 from line 6a	403,337.			
10 Analysis of line 9				
a Excess from 2009	72,526.			
b Excess from 2010	94,985.			
c Excess from 2011	85,497.			
d Excess from 2012	73,778.			
e Excess from 2013	76,551.			

COMMON WEALTH TRUST

C/O PNC BANK

Part XIV Private Operating Foundations (see instructions and Part VII-A, question 9) N/A

1 a If the foundation has received a ruling or determination letter that it is a private operating foundation, and the ruling is effective for 2013, enter the date of the ruling ▶

b Check box to indicate whether the foundation is a private operating foundation described in section 4942(j)(3) or 4942(j)(5)

	Pnor 3 years				(e) Total
	(a) 2013	(b) 2012	(c) 2011	(d) 2010	
2 a Enter the lesser of the adjusted net income from Part I or the minimum investment return from Part X for each year listed					
b 85% of line 2a					
c Qualifying distributions from Part XII, line 4 for each year listed					
d Amounts included in line 2c not used directly for active conduct of exempt activities					
e Qualifying distributions made directly for active conduct of exempt activities					
Subtract line 2d from line 2e					
3 Complete 3a, b, or c for the alternative test relied upon.					
a "Assets" alternative test - enter					
(1) Value of all assets					
(2) Value of assets qualifying under section 4942(j)(3)(B)(i)					
b "Endowment" alternative test - enter 2/3 of minimum investment return shown in Part X, line 6 for each year listed					
c "Support" alternative test - enter					
(1) Total support other than gross investment income (interest, dividends, rents, payments on securities loans (section 512(a)(5)), or royalties)					
(2) Support from general public and 5 or more exempt organizations as provided in section 4942(j)(3)(B)(iii)					
(3) Largest amount of support from an exempt organization					
(4) Gross investment income					

Part XV Supplementary Information (Complete this part only if the foundation had \$5,000 or more in assets at any time during the year-see instructions.)

1 Information Regarding Foundation Managers:

a List any managers of the foundation who have contributed more than 2% of the total contributions received by the foundation before the close of any tax year (but only if they have contributed more than \$5,000). (See section 507(d)(2))

NONE

b List any managers of the foundation who own 10% or more of the stock of a corporation (or an equally large portion of the ownership of a partnership or other entity) of which the foundation has a 10% or greater interest.

NONE

2 Information Regarding Contribution, Grant, Gift, Loan, Scholarship, etc., Programs:

Check here if the foundation only makes contributions to preselected charitable organizations and does not accept unsolicited requests for funds. If the foundation makes gifts, grants, etc (see instructions) to individuals or organizations under other conditions, complete items 2a, b, c, and d

a The name, address, and telephone number or e-mail address of the person to whom applications should be addressed:

b The form in which applications should be submitted and information and materials they should include:

c Any submission deadlines.

d Any restrictions or limitations on awards, such as by geographical areas, charitable fields, kinds of institutions, or other factors

COMMON WEALTH TRUST
C/O PNC BANK

Form 990-PF (2013)

51-0232187 Page 11

Part XV Supplementary Information (continued)

3 Grants and Contributions Paid During the Year or Approved for Future Payment				
Recipient	If recipient is an individual, show any relationship to any foundation manager or substantial contributor	Foundation status of recipient	Purpose of grant or contribution	Amount
Name and address (home or business)				
a Paid during the year				
CASE WESTERN RESERVE UNIVERSITY 10900 EUCLID AVE CLEVELAND, OH 44106		PUBLIC	2013 ALLOCATION PER TRUST DOCUMENT	6,000.
CITY CLUB OF CLEVELAND 850 EUCLID AVE CLEVELAND, OH 44106		PUBLIC	2013 ALLOCATION PER TRUST DOCUMENT	1,000.
CITY OF CRESTLINE 100 NORTH SELTZER ST. CRESTLINE, OH 44827		PUBLIC	2013 ALLOCATION PER TRUST DOCUMENT	7,000.
RALPH HAYES COMMON WEALTH FOUNDATION 222 DELAWARE AVENUE WILMINGTON, DE 19899		PRIVATE FOUNDATION	CONTRIBUTIONS FOR 2013 AWARDS	220,000.
WESTERN RESERVE HISTORICAL SOCIETY 10825 E. BOULEVARD CLEVELAND, OH 44106		PUBLIC	2013 ALLOCATION PER TRUST DOCUMENT	220,000.
Total			▶ 3a	454,000.
b Approved for future payment				
NONE				
Total			▶ 3b	0.

FORM 990-PF	TAXES			STATEMENT 4
DESCRIPTION	(A) EXPENSES PER BOOKS	(B) NET INVEST- MENT INCOME	(C) ADJUSTED NET INCOME	(D) CHARITABLE PURPOSES
FOREIGN TAXES PAID	2,541.	2,541.		0.
EXCISE TAXES PAID	3,137.	0.		0.
TO FORM 990-PF, PG 1, LN 18	5,678.	2,541.		0.

FORM 990-PF	OTHER EXPENSES			STATEMENT 5
DESCRIPTION	(A) EXPENSES PER BOOKS	(B) NET INVEST- MENT INCOME	(C) ADJUSTED NET INCOME	(D) CHARITABLE PURPOSES
MISCELLANEOUS	25.	25.		0.
COURT COSTS	3,036.	0.		0.
TO FORM 990-PF, PG 1, LN 23	3,061.	25.		0.

FORM 990-PF	CORPORATE STOCK		STATEMENT 6
DESCRIPTION	BOOK VALUE	FAIR MARKET VALUE	
SEE ATTACHED - COMMON STOCK	2,101,095.	2,535,753.	
TOTAL TO FORM 990-PF, PART II, LINE 10B	2,101,095.	2,535,753.	

FORM 990-PF	OTHER INVESTMENTS		STATEMENT 7
DESCRIPTION	VALUATION METHOD	BOOK VALUE	FAIR MARKET VALUE
SEE ATTACHED - OTHER EQUITY	COST	0.	0.
SEE ATTACHED - FIXED INCOME MUTUAL FUNDS	COST	3,078,709.	2,886,441.
SEE ATTACHED - EQUITY MUTUAL FUNDS	COST	1,619,299.	2,192,574.
SEE ATTACHED - LIMITED PARTNERSHIP	COST	14,027.	15,249.
TOTAL TO FORM 990-PF, PART II, LINE 13		4,712,035.	5,094,264.

FORM 990-PF INTEREST AND PENALTIES STATEMENT 8

TAX DUE FROM FORM 990-PF, PART VI	12,675.
LATE PAYMENT INTEREST	15.
LATE PAYMENT PENALTY	63.
TOTAL AMOUNT DUE	<u>12,753.</u>

FORM 990-PF LATE PAYMENT PENALTY STATEMENT 9

DESCRIPTION	DATE	AMOUNT	BALANCE	MONTHS	PENALTY
TAX DUE	05/15/14	12,675.	12,675.	1	63.
DATE FILED	05/29/14		12,675.		
TOTAL LATE PAYMENT PENALTY					<u>63.</u>

FORM 990-PF LATE PAYMENT INTEREST STATEMENT 10

DESCRIPTION	DATE	AMOUNT	BALANCE	RATE	DAYS	INTEREST
TAX DUE	05/15/14	12,675.	12,675.	.0300	14	15.
DATE FILED	05/29/14		12,690.			
TOTAL LATE PAYMENT INTEREST						<u>15.</u>

FORM 990-PF

PART VIII - LIST OF OFFICERS, DIRECTORS
TRUSTEES AND FOUNDATION MANAGERS

STATEMENT 11

NAME AND ADDRESS	TITLE AND AVRG HRS/WK	COMPEN- SATION	EMPLOYEE BEN PLAN CONTRIB	EXPENSE ACCOUNT
PNC BANK N.A., DELAWARE 222 DELAWARE AVENUE WILMINGTON, DE 19899	TRUSTEE 10.00	67,636.	0.	0.
NICHOLAS MARSINI 222 DELAWARE AVENUE WILMINGTON, DE 19899	PRESIDENT 10.00	0.	0.	0.
RICHARD E. MENKIEWICZ 222 DELAWARE AVENUE WILMINGTON, DE 19899	SECRETARY & TREASURER 1.00	0.	0.	0.
LINDA R. MANFREDONIA 222 DELAWARE AVENUE WILMINGTON, DE 19899	DIRECTOR 1.00	0.	0.	0.
THOMAS MELCHER 222 DELAWARE AVENUE WILMINGTON, DE 19899	DIRECTOR 1.00	0.	0.	0.
CONNIE BOND STUART 222 DELAWARE AVENUE WILMINGTON, DE 19899	DIRECTOR 1.00	0.	0.	0.
JACQUELINE B. LESSMAN 222 DELAWARE AVENUE WILMINGTON, DE 19899	DIRECTOR 1.00	0.	0.	0.
MARY LIZ BIDDLE 222 DELAWARE AVENUE WILMINGTON, DE 19899	DIRECTOR 1.00	0.	0.	0.
TOTALS INCLUDED ON 990-PF, PAGE 6, PART VIII		67,636.	0.	0.

REPORT: TMS-TX-23
 BANK 21 PNC BANK (21)
 REGION 47 DELAWARE
 OFFICE 001 C & E

GAIN/LOSS FEDERAL REPORT INTERNAL USE ONLY
 ACCOUNT 1127289 COMMON WEALTH TRUST
 FROM: 01/01/13 TO: 12/31/13

PAGE: 1
 RUN DATE: 02/17/14

TAX CODE	OR-OFF	SERIAL	SEQ	LOT#	DATES	ACQUIRED	TRADE	UNITS	PROCEEDS	TAX COST	FEDERAL G/L	STATE G/L
ASSET G1151C101 ACCENTURE PLC CLASS A												
ISIN IE00B4BNMY34 SEDOL B4BNMY3												
830	721	41994	00001	00000	06/04/09	06/28/13		23.000	1,604.22	692.63	911.59 L	.00
TOTAL-LONG								23.000	1,604.22	692.63	911.59	.00
ASSET G29183103 EATON CORP PLC												
SEDOL B8KQ82												
ISIN IE00B8KQ827												
830	878	42029	00001	00000	04/09/13	08/02/13		115.000	7,577.40	6,927.49	649.91 S	.00
TOTAL-SHORT								115.000	7,577.40	6,927.49	649.91	.00
ASSET G3223R108 EVEREST RE GROUP LTD												
830	660	41964	00001	00000	10/07/05	05/29/13		12.000	1,507.08	1,123.68	383.40 L	.00
TOTAL-LONG								12.000	1,507.08	1,123.68	383.40	.00
ASSET G491BT108 INVESCO LTD												
ISIN BMG491BT1088 SEDOL B28XP76												
830	660	41940	00001	00000	03/12/13	05/07/13		57.000	1,855.75	1,597.71	258.04 S	.00
830	660	41940	00001	00000	02/10/12	05/07/13		12.000	390.68	290.04	100.64 L	.00
TOTAL-SHORT								69.000	2,246.43	1,887.75	258.04	.00
TOTAL-LONG											100.64	.00
ASSET G54050102 LAZARD LTD CL A												
SEDOL B081VQ7												
ISIN BMG540501027												
830	660	42017	00001	00000	06/08/10	07/23/13		14.000	477.95	433.05	44.90 L	.00
830	660	42017	00002	00000	06/08/10	07/23/13		46.000	1,568.82	1,422.88	145.94 L	.00
TOTAL-LONG								60.000	2,046.77	1,855.93	190.84	.00
ASSET G6852T105 PARTNERRE LTD												
830	660	41981	00002	00000	03/24/11	06/17/13		31.000	2,827.53	2,331.94	495.59 L	.00



REPORT: TMS-TX-23
 BANK 21 PNC BANK (21)
 REGION 47 DELAWARE
 OFFICE 001 C & E

GAIN/LOSS FEDERAL REPORT INTERNAL USE ONLY
 ACCOUNT 1127289 COMMON WEALTH TRUST
 FROM: 01/01/13 TO: 12/31/13

PAGE: 2
 RUN DATE: 02/17/14

TAX CODE	OR-OFF SERIAL	SEQ LOT#	ACQUIRED	TRADE	DATES	UNITS	PROCEEDS	TAX COST	FEDERAL G/L	STATE G/L
ASSET G6852T105 (CONT'D)										
TOTAL-LONG						31.000	2,827.53	2,331.94	495.59	.00
ASSET G94368100 WARNER CHILCOTT PLC CL A										
SEDOL B446CM7										
MERGED 10/01/13 SEE G0083B108										
830	878	41952-00001	00000	04/09/13	05/17/13	320.000	6,123.16	4,369.98	1,753.18	.00
830	878	41953-00001	00000	04/09/13	05/20/13	530.000	10,437.96	7,237.79	3,200.17	.00
TOTAL-SHORT						850.000	16,561.12	11,607.77	4,953.35	.00
ASSET G96666105 WILLIS GROUP HOLDINGS PLC										
SEDOL B4XGY11										
ISIN IE00B4XGY116										
830	660	41828-00001	00000	01/11/12	01/15/13	54.000	1,881.86	2,102.42	220.56	.00
830	660	41828-00001	00000	03/01/12	01/15/13	6.000	209.09	212.19	3.10	.00
830	721	41965-00001	00000	10/23/06	05/30/13	116.000	4,633.63	4,382.04	251.59	.00
830	721	41975-00001	00000	10/23/06	06/11/13	16.000	629.07	604.42	24.65	.00
830	721	41975-00001	00000	09/29/11	06/11/13	32.000	1,258.13	1,105.94	152.19	.00
830	721	41975-00001	00000	12/17/08	06/11/13	81.000	3,184.65	1,961.88	1,222.77	.00
830	721	41975-00001	00000	02/19/09	06/11/13	31.000	1,218.81	733.84	484.97	.00
TOTAL-SHORT						336.000	13,015.24	11,102.73	3.10	.00
TOTAL-LONG									1,915.61	.00
ASSET H6169Q108 PENTAIR LTD										
SEDOL B8DTT50										
ISIN CH0193880173										
830	660	41847-00001	00000	10/06/09	02/01/13	32.000	1,624.29	944.34	679.95	.00
830	660	41860-00001	00000	10/06/09	02/13/13	32.000	1,690.91	944.33	746.58	.00
TOTAL-LONG						64.000	3,315.20	1,888.67	1,426.53	.00
ASSET H8817H100 TRANSOCEAN LTD										
SEDOL B3KFW1										
ISIN CH0048265513										
830	878	41912-00004	00000	10/08/08	04/09/13	150.000	7,688.82	11,367.00	3,678.18	.00

REPORT: TMS-TX-23
 BANK 21 PNC BANK (21)
 REGION 47 DELAWARE
 OFFICE 001 C & E

GAIN/LOSS FEDERAL REPORT INTERNAL USE ONLY
 ACCOUNT 1127289 COMMON WEALTH TRUST
 FROM: 01/01/13 TO: 12/31/13

PAGE: 3
 RUN DATE: 02/17/14

TAX CODE	OR-OFF SERIAL	SEQ LOT#	ACQUIRED	TRADE	DATES	UNITS	PROCEEDS	TAX COST	FEDERAL G/L	STATE G/L
	ASSET H8817H100	(CONT'D)				150.000	7,688.82	11,367.00	3,678.18-	.00
	TOTAL-LONG									
	ASSET M22465104	CHECK POINT SOFTWARE TECH								
	SEDOL 2181334									
	ISIN IL0010824113									
830	660	41863-00001	00000	06/08/12	02/19/13	43.000	2,222.38	2,301.80	79.42-S	.00
830	721	41888-00001	00000	08/22/12	03/14/13	6.000	304.98	301.19	3.79 S	.00
	TOTAL-SHORT					49.000	2,527.36	2,602.99	75.63-	.00
	ASSET N7902X106	SENSATA TECHNOLOGIES HOLDING								
	SEDOL B62S207	ISIN NL0009324904								
830	660	42002-00001	00000	03/04/13	07/08/13	86.000	3,053.31	2,764.52	288.79 S	.00
	TOTAL-SHORT					86.000	3,053.31	2,764.52	288.79	.00
	ASSET Y0486S104	AVAGO TECHNOLOGIES LTD								
	SEDOL B3WS2X9									
830	660	41967-00001	00000	01/24/13	06/03/13	42.000	1,566.68	1,425.68	141.00 S	.00
830	660	42020-00001	00000	01/24/13	07/24/13	36.000	1,343.48	1,222.01	121.47 S	.00
830	660	42020-00001	00000	04/18/13	07/24/13	42.000	1,567.40	1,350.60	216.80 S	.00
	TOTAL-SHORT					120.000	4,477.56	3,998.29	479.27	.00
	ASSET 00206R102	AT&T INC								
830	878	42006-00001	00000	04/09/13	07/10/13	220.000	7,798.05	8,283.00	484.95-S	.00
	TOTAL-SHORT					220.000	7,798.05	8,283.00	484.95-	.00
	ASSET 00724F101	ADOBE SYSTEMS INC								
830	660	41985-00001	00000	08/08/11	06/19/13	65.000	2,995.80	1,593.29	1,402.51 L	.00
	TOTAL-LONG					65.000	2,995.80	1,593.29	1,402.51	.00
	ASSET 00817Y108	AETNA INC NEW								
830	660	41946-00001	00000	01/18/12	05/13/13	26.000	1,544.10	1,160.11	383.99 L	.00
830	660	41946-00001	00000	12/04/12	05/13/13	2.000	118.78	87.24	31.54 S	.00
830	660	42031-00001	00000	12/04/12	08/06/13	25.000	1,590.01	1,090.56	499.45 S	.00
830	660	42087-00001	00000	12/04/12	10/01/13	11.000	709.44	479.85	229.59 S	.00
830	660	42087-00001	00000	07/20/09	10/01/13	9.000	580.45	230.96	349.49 L	.00

REPORT: TMS-TX-23
 BANK 21 PNC BANK (21)
 REGION 47 DELAWARE
 OFFICE 001 C & E

GAIN/LOSS FEDERAL REPORT INTERNAL USE ONLY
 ACCOUNT 1127289 COMMON WEALTH TRUST
 FROM: 01/01/13 TO: 12/31/13

PAGE: 4
 RUN DATE: 02/17/14

TAX CODE	OR-OFF SERIAL	SEQ LOT#	ACQUIRED	TRADE	UNITS	PROCEEDS	TAX COST	FEDERAL G/L	STATE G/L
ASSET 00817Y108 (CONT'D)					73.000	4,542.78	3,048.72	760.58	.00
TOTAL-SHORT									
TOTAL-LONG								733.48	.00
ASSET 00846U101 AGILENT TECHNOLOGIES (IPO)									
830	633	41818-00001	00000	10/08/08	01/03/13	14,212.80	8,505.51	5,707.29	.00
830	878	41912-00006	00000	10/08/08	04/09/13	2,541.20	1,530.49	1,010.71	.00
830	878	41912-00006	00000	02/20/09	04/09/13	6,665.45	2,439.54	4,225.91	.00
TOTAL-LONG					560.000	23,419.45	12,475.54	10,943.91	.00
ASSET 009158106 AIR PRODUCTS & CHEMICALS INC									
830	878	41912-00007	00000	04/10/12	04/09/13	9,945.27	10,263.77	318.50	.00
830	878	41912-00007	00000	02/20/13	04/09/13	12,860.26	13,156.13	295.87	.00
830	878	41912-00007	00000	04/25/12	04/09/13	7,887.63	7,836.97	50.66	.00
TOTAL-SHORT					358.000	30,693.16	31,256.87	563.71	.00
ASSET 00971T101 AKAMA! TECHNOLOGIES									
830	660	42108-00002	00000	08/01/13	10/22/13	3,530.94	3,142.74	388.20	.00
TOTAL-SHORT					66.000	3,530.94	3,142.74	388.20	.00
ASSET 010199305 AKZO NOBEL N V									
ADR									
830	721	42119-00001	00000	04/13/10	10/31/13	703.53	569.85	133.68	.00
TOTAL-LONG					29.000	703.53	569.85	133.68	.00
ASSET 012653101 ALBEMARLE CORP									
830	660	41870-00002	00000	10/13/11	02/26/13	2,619.69	1,918.12	701.57	.00
TOTAL-LONG					41.000	2,619.69	1,918.12	701.57	.00
ASSET 013904305 ALCATEL-LUCENT SPONSORED ADR									
830	721	41814-00001	00000	01/09/12	12/31/12	880.75	1,047.05	166.30	.00
830	721	41814-00001	00000	12/21/11	12/31/12	1,265.01	1,444.47	179.46	.00

REPORT: TMS-TX-23
 BANK 21 PNC BANK (21)
 REGION 47 DELAWARE
 OFFICE 001 C & E

GAIN/LOSS FEDERAL REPORT INTERNAL USE ONLY
 ACCOUNT 1127289 COMMON WEALTH TRUST
 FROM: 01/01/13 TO: 12/31/13

PAGE: 5
 RUN DATE: 02/17/14

TAX CODE	OR-OFF ASSET	SERIAL SEQ LOT# (CONT'D)	DATES ACQUIRED	TRADE	UNITS	PROCEEDS	TAX COST	FEDERAL G/L	STATE G/L
		TOTAL-SHORT			1,625.000	2,145.76	2,491.52	166.30-	.00
		TOTAL-LONG						179.46-	.00
ASSET 015271109 ALEXANDRIA REAL ESTATE EQUITIES INC									
830	660	42163-00001	00000 04/11/12	12/16/13	24.000	1,475.41	1,679.84	204.43-L	.00
830	660	42163-00001	00000 03/19/09	12/16/13	30.000	1,844.26	1,134.32	709.94 L	.00
830	660	42163-00001	00000 05/19/09	12/16/13	11.000	676.23	371.33	304.90 L	.00
		TOTAL-LONG			65.000	3,995.90	3,185.49	810.41	.00
ASSET 017175100 ALLEGHANY CORP DEL									
830	878	41912-00008	00000 04/19/12	04/09/13	8.000	3,076.89	2,708.88	368.01 S	.00
830	878	41912-00008	00000 10/08/08	04/09/13	49.000	18,845.95	10,541.18	8,304.77 L	.00
		TOTAL-SHORT			57.000	21,922.84	13,250.06	368.01	.00
		TOTAL-LONG						8,304.77	.00
ASSET 021441100 ALTERA CORP									
830	660	42090-00001	00000 04/27/12	10/02/13	39.000	1,433.15	1,387.46	45.69 L	.00
		TOTAL-LONG			39.000	1,433.15	1,387.46	45.69	.00
ASSET 025816109 AMERICAN EXPRESS CO									
830	878	41912-00009	00000 10/08/08	04/09/13	1,251.000	81,902.88	36,529.08	45,373.80 L	.00
		TOTAL-LONG			1,251.000	81,902.88	36,529.08	45,373.80	.00
ASSET 03073E105 AMERISOURCEBERGEN CORP									
830	660	41974-00001	00000 10/23/12	06/10/13	61.000	3,279.35	2,433.45	845.90 S	.00
		TOTAL-SHORT			61.000	3,279.35	2,433.45	845.90	.00
ASSET 03076C106 AMERIPRISE FINANCIAL INC									
830	660	41884-00003	00000 02/29/12	03/12/13	25.000	1,797.78	1,401.54	396.24 L	.00
830	660	41911-00001	00000 02/29/12	04/08/13	31.000	2,234.83	1,737.91	496.92 L	.00
830	878	41912-00010	00000 10/08/08	04/09/13	280.000	20,218.34	7,117.60	13,100.74 L	.00

REPORT: TMS-TX-23
 BANK 21 PNC BANK (21)
 REGION 47 DELAWARE
 OFFICE 001 C & E

GAIN/LOSS FEDERAL REPORT INTERNAL USE ONLY
 ACCOUNT 1127289 COMMON WEALTH TRUST
 FROM: 01/01/13 TO: 12/31/13

PAGE: 6
 RUN DATE: 02/17/14

TAX CODE	OR-OFF SERIAL	SEQ LOT#	ACQUIRED	TRADE	UNITS	PROCEEDS	TAX COST	FEDERAL G/L	STATE G/L
ASSET 03076C106 (CONT'D)					336.000	24,250.95	10,257.05	13,993.90	.00
TOTAL-LONG									
ASSET 032095101 AMPHENOL CORP NEW CL A					42.000	3,356.14	813.96	2,542.18	.00
830	660	42001-00001	00000	10/07/05 07/05/13	42.000	3,356.14	813.96	2,542.18	.00
TOTAL-LONG									
ASSET 03524A108 ANHEUSER BUSCH INBEV SPONSORED ADR					98.000	8,610.24	3,746.24	4,864.00	.00
830	721	41849-00001	00000	07/06/09 02/05/13	98.000	8,610.24	3,746.24	4,864.00	.00
TOTAL-LONG									
ASSET 041232109 ARKEMA ADR W/I SPONSORED ADR					3.000	340.46	272.59	67.87	.00
830	721	42119-00002	00000	05/03/12 10/31/13	3.000	340.46	272.59	67.87	.00
TOTAL-LONG									
ASSET 052800109 AUTOLIV INC					60.000	4,474.12	3,371.00	1,103.12	.00
830	721	41987-00002	00000	07/27/12 06/21/13	60.000	4,474.12	3,371.00	1,103.12	.00
TOTAL-SHORT									
ASSET 053332102 AUTOZONE INC					6.000	2,443.42	2,263.18	180.24	.00
830	660	41953-00001	00000	06/01/12 05/20/13	6.000	2,443.42	2,263.18	180.24	.00
TOTAL-SHORT									
ASSET 05463D100 AXIAL CORP W/I					27.000	1,626.37	1,315.43	310.94	.00
830	660	41863-00003	00000	01/25/13 02/19/13	27.000	1,626.37	1,315.43	310.94	.00
830	660	41959-00002	00000	01/25/13 05/23/13	45.000	2,028.56	2,192.39	163.83	.00
TOTAL-SHORT					72.000	3,654.93	3,507.82	147.11	.00
ASSET 055262505 BASF SE SPONSORED ADR					4.000	415.07	114.77	300.30	.00
830	721	42119-00003	00000	02/23/09 10/31/13	4.000	415.07	114.77	300.30	.00

REPORT: TMS-TX-23
 BANK 21 PNC BANK (21)
 REGION 47 DELAWARE
 OFFICE 001 C & E

GAIN/LOSS FEDERAL REPORT INTERNAL USE ONLY
 ACCOUNT 1127289 COMMON WEALTH TRUST
 FROM: 01/01/13 TO: 12/31/13

PAGE: 7
 RUN DATE: 02/17/14

TAX CODE	OR-OFF SERIAL	SEQ LOT#	DATES ACQUIRED	TRADE	UNITS	PROCEEDS	TAX COST	FEDERAL G/L	STATE G/L
ASSET 055262505 (CONT'D)									
TOTAL-LONG					4,000	415.07	114.77	300.30	.00
ASSET 055434203 BG GROUP PLC									
SPON ADR									
830	721	42000-00001	00000	01/26/10	168.000	2,807.27	3,207.74	400.47-L	.00
830	721	42000-00001	00000	04/30/10	105.000	1,754.54	1,823.04	68.50-L	.00
TOTAL-LONG					273.000	4,561.81	5,030.78	468.97-	.00
ASSET 05545E209 BHP BILLITON PLC ADR									
830	721	41985-00001	00000	09/01/11	84.000	4,661.59	5,710.81	1,049.22-L	.00
830	721	41985-00001	00000	07/18/12	13.000	721.44	738.66	17.22-S	.00
TOTAL-SHORT					97.000	5,383.03	6,449.47	17.22-	.00
TOTAL-LONG								1,049.22-	.00
ASSET 060505104 BANK OF AMERICA CORP									
830	878	41925-00001	00000	04/09/13	1,545.000	18,054.00	18,936.45	882.45-S	.00
TOTAL-SHORT					1,545.000	18,054.00	18,936.45	882.45-	.00
ASSET 064058100 BANK NEW YORK MELLON CORP COM									
830	878	41912-00013	00000	04/07/11	145.000	3,986.24	4,379.00	392.76-L	.00
830	878	41912-00013	00000	12/17/09	185.000	5,085.89	4,955.72	130.17 L	.00
830	878	41912-00013	00000	10/07/10	200.000	5,498.26	5,312.64	185.62 L	.00
830	878	41912-00013	00000	07/28/11	640.000	17,594.42	16,215.87	1,378.55 L	.00
830	878	41912-00013	00000	06/08/10	30.000	824.74	755.99	68.75 L	.00
830	878	41912-00013	00000	10/08/08	925.000	25,429.43	23,143.50	2,285.93 L	.00
830	878	41912-00013	00000	04/19/12	243.000	6,680.38	5,618.13	1,062.25 S	.00
830	878	41912-00013	00000	08/30/11	335.000	9,209.57	6,993.83	2,215.74 L	.00
TOTAL-SHORT					2,703.000	74,308.93	67,374.68	1,062.25	.00
TOTAL-LONG								5,872.00	.00
ASSET 073302101 B/E AEROSPACE INC									
830	660	41974-00002	00000	08/26/09	31.000	2,001.95	546.92	1,455.03 L	.00
830	660	41989-00002	00000	08/26/09	24.000	1,466.37	423.42	1,042.95 L	.00

REPORT: TMS-TX-23
 BANK 21 PNC BANK (21)
 REGION 47 DELAWARE
 OFFICE 001 C & E

GAIN/LOSS FEDERAL REPORT INTERNAL USE ONLY
 ACCOUNT 1127289 COMMON WEALTH TRUST
 FROM: 01/01/13 TO: 12/31/13

PAGE: 8
 RUN DATE: 02/17/14

TAX CODE	OR-OFF SERIAL	SEQ LOT#	ACQUIRED	TRADE	DATES	UNITS	PROCEEDS	TAX COST	FEDERAL G/L	STATE G/L
ASSET 073302101 (CONT'D)					TOTAL-LONG	55.000	3,468.32	970.34	2,497.98	.00
ASSET 075896100 BED BATH AND BEYOND					TOTAL-SHORT	917.000	58,655.60	43,938.41	1,593.28	.00
					TOTAL-LONG				13,123.91	.00
830	878	41912-00014	00000	04/19/12	04/09/13	129.000	8,251.44	8,861.00	609.56-S	.00
830	878	41912-00014	00000	09/25/12	04/09/13	106.000	6,780.26	6,601.62	178.64 S	.00
830	878	41912-00014	00000	01/08/13	04/09/13	262.000	16,758.74	14,734.54	2,024.20 S	.00
830	878	41912-00014	00000	10/26/09	04/09/13	240.000	15,351.52	8,699.45	6,652.07 L	.00
830	878	41912-00014	00000	10/08/08	04/09/13	180.000	11,513.64	5,041.80	6,471.84 L	.00
ASSET 084423102 VR BERKLEY CORP					TOTAL-SHORT	31.000	1,259.65	728.82	530.83	.00
					TOTAL-LONG					.00
830	660	41993-00002	00000	09/09/08	06/27/13	23.000	934.58	542.50	392.08 L	.00
830	660	41993-00002	00000	07/28/08	06/27/13	8.000	325.07	186.32	138.75 L	.00
ASSET 084670702 BERKSHIRE HATHAWAY INC					TOTAL-SHORT	719.000	75,402.72	60,436.93	14,604.59	.00
					TOTAL-LONG					.00
CLASS B					TOTAL-SHORT	128.000	13,423.57	13,062.37	361.20 S	.00
830	878	41912-00015	00000	03/01/13	04/09/13	591.000	61,979.15	47,374.56	14,604.59 L	.00
ASSET 101137107 BOSTON SCIENTIFIC CORP					TOTAL-SHORT	719.000	75,402.72	60,436.93	14,604.59	.00
					TOTAL-LONG					.00
830	660	41918-00001	00000	05/06/11	04/15/13	143.000	1,086.77	1,103.96	17.19-L	.00
830	660	41918-00001	00000	12/16/10	04/15/13	140.000	1,063.98	1,007.48	56.50 L	.00
830	660	41960-00002	00000	12/16/10	05/24/13	187.000	1,699.80	1,345.71	354.09 L	.00
830	660	42017-00004	00000	12/16/10	07/23/13	12.000	118.13	86.36	31.77 L	.00
830	660	42017-00004	00000	02/09/11	07/23/13	38.000	374.07	263.40	110.67 L	.00
830	660	42021-00001	00000	02/09/11	07/25/13	208.000	2,173.56	1,441.77	731.79 L	.00
ASSET 110122108 BRISTOL MYERS SQUIBB CO					TOTAL-LONG	728.000	6,516.31	5,248.68	1,267.63	.00
830	878	41918-00001	00000	04/09/13	04/15/13	175.000	7,179.69	7,132.91	46.78 S	.00
830	878	41975-00001	00000	04/09/13	06/11/13	240.000	11,351.71	9,782.28	1,569.43 S	.00

REPORT: TMS-TX-23
 BANK 21 PNC BANK (21)
 REGION 47 DELAWARE
 OFFICE 001 C & E

GAIN/LOSS FEDERAL REPORT INTERNAL USE ONLY
 ACCOUNT 1127289 COMMON WEALTH TRUST
 FROM: 01/01/13 TO: 12/31/13

PAGE: 9
 RUN DATE: 02/17/14

TAX CODE	OR-OFF SERIAL	SEQ LOT#	DATES	ACQUIRED	TRADE	UNITS	PROCEEDS	TAX COST	FEDERAL G/L	STATE G/L
ASSET 110122108 (CONT'D)						415.000	18,531.40	16,915.19	1,616.21	.00
TOTAL-SHORT										
ASSET 120738406 BUNZL PLC SPONS ADR						3.000	330.47	215.46	115.01 L	.00
TOTAL-LONG						3.000	330.47	215.46	115.01	.00
ASSET 125269100 CF INDUSTRIES HOLDINGS INC						2.000	346.41	458.16	111.75-S	.00
830	660	41922-00001	00000	01/29/13	04/17/13	6.000	1,068.49	1,374.48	305.99-S	.00
830	660	41923-00002	00000	01/29/13	04/18/13	12.000	2,136.98	2,604.38	467.40-S	.00
830	660	41923-00002	00000	01/15/13	04/18/13	20.000	3,551.88	4,437.02	885.14-	.00
TOTAL-SHORT						20.000	3,551.88	4,437.02	885.14-	.00
ASSET 125896100 CMS ENERGY CORP						72.000	1,983.54	1,897.92	85.62 S	.00
830	660	42006-00004	00000	02/22/13	07/10/13	28.000	771.37	365.46	405.91 L	.00
830	660	42006-00004	00000	08/18/09	07/10/13	25.000	688.73	322.39	366.34 L	.00
830	660	42006-00004	00000	06/08/06	07/10/13	125.000	3,443.64	2,585.77	85.62	.00
TOTAL-SHORT						125.000	3,443.64	2,585.77	772.25	.00
TOTAL-LONG										
ASSET 126132109 CNOOC LTD SPON ADR						2.000	350.93	393.89	42.96-S	.00
830	721	41972-00001	00000	06/15/12	06/06/13	2.000	350.93	393.89	42.96-	.00
TOTAL-SHORT						2.000	350.93	393.89	42.96-	.00
ASSET 12637N105 CSL LTD UNSPON ADR						13.000	402.34	227.02	175.32 L	.00
830	721	41888-00002	00000	07/06/11	03/14/13	95.000	2,955.61	1,658.97	1,296.64 L	.00
830	721	41890-00001	00000	07/06/11	03/18/13	41.000	1,243.58	715.98	527.60 L	.00
830	721	41943-00001	00000	07/06/11	05/08/13	39.000	1,048.08	681.05	367.03 L	.00
830	721	41985-00002	00000	07/06/11	06/19/13	81.000	2,176.77	1,264.41	912.36 L	.00
830	721	41985-00002	00000	08/15/11	06/19/13					

REPORT: TMS-TX-23
 BANK 21 PNC BANK (21)
 REGION 47 DELAWARE
 OFFICE 001 C & E

GAIN/LOSS FEDERAL REPORT INTERNAL USE ONLY
 ACCOUNT 1127289 COMMON WEALTH TRUST
 FROM: 01/01/13 TO: 12/31/13

PAGE: 10
 RUN DATE: 02/17/14

TAX CODE	OR-OFF SERIAL	SEQ LOT#	ACQUIRED	TRADE	UNITS	PROCEEDS	TAX COST	FEDERAL G/L	STATE G/L
ASSET 12637N105 (CONT'D)					269.000	7,826.38	4,547.43	3,278.95	.00
TOTAL-LONG									
ASSET 126650100 CVS CAREMARK CORPORATION					165.000	9,353.92	7,202.23	2,151.69 S	.00
830	878	41912-00018	00000	04/19/12 04/09/13	165.000	9,353.92	5,592.89	3,761.03 L	.00
830	878	41912-00018	00000	01/15/10 04/09/13	95.000	5,385.59	3,091.30	2,294.29 L	.00
830	878	41912-00018	00000	12/29/09 04/09/13	220.000	12,471.89	6,918.41	5,553.48 L	.00
830	878	41912-00018	00000	06/11/10 04/09/13	650.000	36,848.78	18,843.50	18,005.28 L	.00
830	878	41912-00018	00000	10/08/08 04/09/13	105.000	5,952.50	3,018.75	2,933.75 L	.00
830	878	41912-00018	00000	08/19/10 04/09/13	265.000	15,022.96	7,376.96	7,646.00 L	.00
TOTAL-SHORT					1,665.000	94,389.56	52,044.04	2,151.69	.00
TOTAL-LONG								40,193.83	.00
ASSET 12776P200 CAIRN ENERGY PLC					203.000	1,721.64	1,858.48	136.84-S	.00
830	721	41897-00002	00000	07/31/12 03/25/13	184.000	1,558.67	1,684.54	125.87-S	.00
830	721	41901-00001	00000	07/31/12 03/26/13	387.000	3,280.31	3,543.02	262.71-	.00
TOTAL-SHORT					55.000	1,163.26	1,140.83	22.43 S	.00
TOTAL-LONG					55.000	1,163.26	1,140.83	22.43	.00
ASSET 131347304 CALPINE CORP					26.000	1,491.85	1,413.10	78.75 S	.00
830	660	41827-00002	00000	08/28/12 01/14/13	3.000	172.14	135.51	36.63 S	.00
830	660	41827-00002	00000	06/05/12 01/14/13	17.000	1,095.29	767.90	327.39 S	.00
830	660	41905-00001	00000	06/05/12 04/02/13	11.000	695.88	496.88	199.00 L	.00
830	660	42013-00002	00000	06/05/12 07/17/13	57.000	3,455.16	2,813.39	442.77	.00
TOTAL-SHORT								199.00	.00
TOTAL-LONG									
ASSET 136385101 CANADIAN NATURAL RESOURCES					170.000	5,280.40	5,525.14	244.74-L	.00
830	878	41912-00020	00000	09/21/11 04/09/13	626.000	19,444.31	18,467.63	976.68 S	.00
830	878	41912-00020	00000	01/09/13 04/09/13	850.000	26,402.03	20,463.75	5,938.28 L	.00
830	878	41912-00020	00000	10/08/08 04/09/13					

REPORT: TMS-TX-23
 BANK 21 PNC BANK (21)
 REGION 47 DELAWARE
 OFFICE 001 C & E

GAIN/LOSS FEDERAL REPORT INTERNAL USE ONLY
 ACCOUNT 1127289 COMMON WEALTH TRUST
 FROM: 01/01/13 TO: 12/31/13

PAGE: 11
 RUN DATE: 02/17/14

TAX CODE	OR-OFF SERIAL	SEQ LOT#	DATES ACQUIRED	TRADE	UNITS	PROCEEDS	TAX COST	FEDERAL G/L	STATE G/L
					1,646.000	51,126.74	44,456.52	976.68	.00
								5,693.54	.00
ASSET	144285103		CARPENTER TECHNOLOGY CORP						
830	660	42024-00001	00000 01/09/13 07/30/13		24.000	1,295.91	1,297.87	1.96-S	.00
830	660	42146-00004	00000 01/09/13 11/26/13		7.000	423.50	378.55	44.95 S	.00
830	660	42146-00004	00000 07/16/12 11/26/13		49.000	2,964.50	2,364.49	600.01 L	.00
					80.000	4,683.91	4,040.91	42.99	.00
								600.01	.00
ASSET	150870103		CELANESE CORP-SERIES A						
830	660	42099-00002	00000 07/19/13 10/10/13		29.000	1,523.78	1,370.54	153.24 S	.00
					29.000	1,523.78	1,370.54	153.24	.00
ASSET	15135U109		GENOVUS ENERGY INC						
830	721	42119-00005	00000 04/23/10 10/31/13		9.000	269.64	255.20	14.44 L	.00
					9.000	269.64	255.20	14.44	.00
ASSET	16117M305		CHARTER COMMUNICATIONS, INC.						
830	660	41905-00002	00000 02/01/13 04/02/13		19.000	1,975.01	1,482.95	492.06 S	.00
830	660	41915-00005	00000 02/01/13 04/10/13		16.000	1,657.56	1,248.80	408.76 S	.00
					35.000	3,632.57	2,731.75	900.82	.00
ASSET	165167107		CHESAPEAKE ENERGY CORP						
830	660	42111-00002	00000 08/19/13 10/23/13		29.000	795.17	723.29	71.88 S	.00
830	660	42127-00002	00000 08/19/13 11/07/13		13.000	335.15	324.24	10.91 S	.00
830	660	42127-00002	00000 05/31/13 11/07/13		16.000	412.49	353.76	58.73 S	.00
					58.000	1,542.81	1,401.29	141.52	.00
ASSET	16941M109		CHINA MOBILE LTD						
830	721	42119-00006	00000 08/19/08 10/31/13		8.000	418.87	463.63	44.76-L	.00

REPORT: TMS-TX-23
 BANK 21 PNC BANK (21)
 REGION 47 DELAWARE
 OFFICE 001 C & E

GAIN/LOSS FEDERAL REPORT INTERNAL USE ONLY
 ACCOUNT 1127289 COMMON WEALTH TRUST
 FROM: 01/01/13 TO: 12/31/13

TAX CODE	OR-OFF SERIAL	SEQ LOT#	ACQUIRED	TRADE	UN-ITS	PROCEEDS	TAX COST	FEDERAL G/L	STATE G/L
ASSET 16941M109 (CONT'D)									
TOTAL-LONG									
					8.000	418.87	463.63	44.76-	.00
ASSET 169656105 CHIPOTLE MEXICAN GRIL CL A									
830	660	41916-00001	00000	10/26/12	6.000	2,048.95	1,484.47	564.48 S	.00
830	660	41924-00003	00000	10/26/12	4.000	1,437.38	989.65	447.73 S	.00
TOTAL-SHORT									
					10.000	3,486.33	2,474.12	1,012.21	.00
ASSET 171340102 CHURCH & DWIGHT INC									
830	660	41915-00006	00000	01/14/13	25.000	1,578.83	1,401.50	177.33 S	.00
830	660	41915-00006	00000	06/25/12	7.000	442.07	370.21	71.86 S	.00
830	660	41967-00003	00000	06/25/12	36.000	2,180.48	1,903.91	276.57 S	.00
TOTAL-SHORT									
					68.000	4,201.38	3,675.62	525.76	.00
ASSET 171778202 CIELO S.A. ADR									
833	721	41940-00001	00000	12/12/12	.600	16.47	13.50	2.97 S	.00
TOTAL-SHORT									
					.600	16.47	13.50	2.97	.00
ASSET 171798101 CIMAREX ENERGY CO									
830	660	42127-00003	00000	09/03/13	9.000	860.83	751.77	109.06 S	.00
830	660	42157-00002	00000	09/03/13	7.000	685.31	584.71	100.60 S	.00
830	660	42157-00002	00000	08/01/13	11.000	1,076.92	889.96	186.96 S	.00
TOTAL-SHORT									
					27.000	2,623.06	2,226.44	396.62	.00
ASSET 191216100 COCA COLA CO									
830	878	41912-00024	00000	02/04/10	240.000	9,785.83	6,539.20	3,246.63 L	.00
830	878	41912-00024	00000	03/18/10	50.000	2,038.71	1,344.88	693.83 L	.00
830	878	42171-00003	00000	03/18/10	54.000	2,164.50	1,452.47	712.03 L	.00
830	878	42171-00003	00000	05/25/10	192.000	7,696.02	4,825.21	2,870.81 L	.00
TOTAL-LONG									
					536.000	21,685.06	14,161.76	7,523.30	.00
ASSET 19122T109 COCA COLA ENTERPRISES									
830	660	41953-00002	00000	04/27/11	85.000	3,255.10	2,413.51	841.59 L	.00

REPORT: TMS-TX-23
 BANK 21 PNC BANK (21)
 REGION 47 DELAWARE
 OFFICE 001 C & E

GAIN/LOSS FEDERAL REPORT INTERNAL USE ONLY
 ACCOUNT 1127289 COMMON WEALTH TRUST
 FROM: 01/01/13 TO: 12/31/13

PAGE: 13
 RUN DATE: 02/17/14

TAX CODE	OR-OFF SERIAL	SEQ LOT#	DATES	ACQUIRED	TRADE	UNITS	PROCEEDS	TAX COST	FEDERAL G/L	STATE G/L
ASSET 19122T109 (CONT'D)						85.000	3,255.10	2,413.51	841.59	.00
TOTAL-LONG										
ASSET 192446102 COGNIZANT TECHNOLOGY SOLUTIONS						29.000	1,819.13	1,998.67	179.54-S	.00
830	721	41946-0001	00000	10/19/12	05/13/13	22.000	1,380.03	1,290.50	89.53 L	.00
830	721	41946-0001	00000	05/08/12	05/13/13	19.000	1,191.85	1,092.12	99.73 L	.00
TOTAL-SHORT						70.000	4,391.01	4,381.29	179.54-	.00
TOTAL-LONG									189.26	.00
ASSET 205363104 COMPUTER SCIENCES CORP						64.000	3,486.07	2,776.31	709.76 S	.00
830	660	42168-0001	00000	06/21/13	12/19/13	64.000	3,486.07	2,776.31	709.76	.00
TOTAL-SHORT										
ASSET 205887102 CONAGRA FOODS INC						175.000	6,177.50	6,014.75	162.75 S	.00
830	878	41932-0001	00000	04/09/13	04/29/13	204.000	6,445.29	7,011.48	566.19-S	.00
830	878	42066-0003	00000	04/09/13	09/10/13	201.000	6,342.54	6,908.37	565.83-S	.00
TOTAL-SHORT						580.000	18,965.33	19,934.60	969.27-	.00
ASSET 20605P101 CONCHO RESOURCES INC						15.000	1,273.18	1,253.25	19.93 S	.00
830	660	41999-0001	00000	12/11/12	07/02/13	13.000	1,409.96	1,086.16	323.80 S	.00
830	660	42119-0001	00000	12/11/12	10/31/13	3.000	328.38	250.65	77.73 S	.00
830	660	42121-0001	00000	12/11/12	11/04/13	16.000	1,751.39	1,331.40	419.99 S	.00
TOTAL-SHORT						47.000	4,762.91	3,921.46	841.45	.00
ASSET 21036P108 CONSTELLATION BRANDS INC						8.000	375.43	308.81	66.62 S	.00
830	660	41922-0002	00000	01/17/13	04/17/13	21.000	1,001.77	810.64	191.13 S	.00
830	660	41924-0004	00000	01/17/13	04/19/13	2.000	95.41	42.92	52.49 L	.00
830	660	42062-0002	00000	04/10/12	09/04/13	25.000	1,399.98	536.45	863.53 L	.00

REPORT: TMS-TX-23
 BANK 21 PNC BANK (21)
 REGION 47 DELAWARE
 OFFICE 001 C & E

GAIN/LOSS FEDERAL REPORT INTERNAL USE ONLY
 ACCOUNT 1127289 COMMON WEALTH TRUST
 FROM: 01/01/13 TO: 12/31/13

PAGE: 14
 RUN DATE: 02/17/14

TAX CODE	OR-OFF SERIAL	SEQ LOT#	DATES	ACQUIRED	TRADE	UNITS	PROCEEDS	TAX COST	FEDERAL G/L	STATE G/L
ASSET 21036P108 (CONT'D)						56.000	2,872.59	1,698.82	257.75	.00
TOTAL-SHORT									916.02	.00
TOTAL-LONG										
ASSET 220874101 CORUS ENTERTAINMENT INC B SH						23.000	536.12	416.90	119.22	.00
ISIN CA2208741017 SEDOL 2591513						23.000	536.12	416.90	119.22	.00
TOTAL-LONG										
ASSET 22160K105 COSTCO WHOLESale CORP						795.000	84,207.76	44,408.70	39,799.06	.00
830 878 41912-00028 00000 10/08/08 04/09/13						795.000	84,207.76	44,408.70	39,799.06	.00
TOTAL-LONG										
ASSET 225401108 CREDIT SUISSE GROUP						122.927	3,693.52	4,317.42	623.90	.00
SPONSORED ADR										
833 721 41951-00001 00000 07/21/10 05/21/13						.927	27.48	38.14	10.66	.00
830 721 42034-00001 00000 03/02/11 08/07/13						7.000	210.35	320.47	110.12	.00
830 721 42034-00001 00000 07/21/10 08/07/13						61.000	1,833.02	2,509.59	676.57	.00
830 721 42034-00001 00000 08/24/11 08/07/13						54.000	1,622.67	1,449.22	173.45	.00
TOTAL-LONG										
ASSET 22546EYF8 CREDIT SUISSE GLOBAL EQUITY NOTE						150,000.000	213,105.00	150,000.00	63,105.00	.00
20% BUFFER 130.05% CAP 140% PART						150,000.000	213,105.00	150,000.00	63,105.00	.00
MATURITY 5/24/13 ISSUED 5/21/10										
829 000 41954-00001 00000 05/14/10 05/24/13										
TOTAL-LONG										
ASSET 232820100 CYTEC INDS INC						38.000	2,747.66	2,376.00	371.66	.00
830 660 41818-00001 00000 04/23/12 01/03/13						38.000	2,747.66	2,376.00	371.66	.00
TOTAL-SHORT										
ASSET 23331A109 D R HORTON INC						125.000	2,752.48	2,496.70	255.78	.00
830 660 41867-00002 00000 09/10/12 02/21/13						125.000	2,752.48	2,496.70	255.78	.00

REPORT: TMS-TX-23
 BANK 21 PNC BANK (21)
 REGION 47 DELAWARE
 OFFICE 001 C & E

GAIN/LOSS FEDERAL REPORT INTERNAL USE ONLY
 ACCOUNT 1127289 COMMON WEALTH TRUST
 FROM: 01/01/13 TO: 12/31/13

PAGE: 15
 RUN DATE: 02/17/14

TAX CODE	OR-OFF SERIAL	SEQ LOT#	DATES	ACQUIRED	TRADE	UNITS	PROCEEDS	TAX COST	FEDERAL G/L	STATE G/L
ASSET 23331A109	(CONT'D)					125.000	2,752.48	2,496.70	255.78	.00
TOTAL-SHORT										
ASSET 251542106	DEUTSCHE BOERSE AG					49.000	365.53	330.68	34.85 L	.00
830	721	42119-00008	00000	02/17/12	10/31/13	49.000	365.53	330.68	34.85	.00
TOTAL-LONG										
ASSET 251566105	DEUTSCHE TELEKOM AG					247.000	2,685.32	4,094.27	1,408.95-L	.00
830	721	41866-00001	00000	04/28/11	02/20/13	247.000	2,685.32	4,094.27	1,408.95-L	.00
830	721	41866-00001	00000	04/13/11	02/20/13	253.000	2,750.56	4,084.96	1,334.40-L	.00
TOTAL-LONG						500.000	5,435.88	8,179.23	2,743.35-	.00
ASSET 25179M103	DEVON ENERGY CORP NEW					620.000	34,027.43	43,765.80	9,738.37-L	.00
830	878	41912-00029	00000	10/08/08	04/09/13	620.000	34,027.43	43,765.80	9,738.37-	.00
TOTAL-LONG						620.000	34,027.43	43,765.80	9,738.37-	.00
ASSET 25243Q205	DIAGEO PLC					40.000	4,795.49	4,476.85	318.64 S	.00
830	878	41912-00030	00000	09/24/12	04/09/13	40.000	4,795.49	4,476.85	318.64 S	.00
830	878	41912-00030	00000	04/19/12	04/09/13	35.000	4,196.06	3,556.00	640.06 S	.00
830	878	41912-00030	00000	10/08/08	04/09/13	280.000	33,568.44	17,138.80	16,429.64 L	.00
TOTAL-SHORT						355.000	42,559.99	25,171.65	958.70	.00
TOTAL-LONG									16,429.64	.00
ASSET 253868103	DIGITAL RLTY TR INC					37.000	1,868.28	2,641.79	773.51-S	.00
830	660	42118-00001	00000	01/18/13	10/30/13	37.000	1,868.28	2,641.79	773.51-S	.00
830	660	42118-00001	00000	05/28/13	10/30/13	27.000	1,363.34	1,669.75	306.41-S	.00
TOTAL-SHORT						64.000	3,231.62	4,311.54	1,079.92-	.00
ASSET 254687106	DISNEY WALT CO					207.000	12,139.24	11,384.42	754.82 S	.00
830	878	41912-00031	00000	02/28/13	04/09/13	207.000	12,139.24	11,384.42	754.82 S	.00
830	878	41912-00031	00000	09/26/12	04/09/13	64.000	3,753.20	3,327.93	425.27 S	.00
830	878	41912-00031	00000	04/19/12	04/09/13	139.000	8,151.47	5,850.44	2,301.03 S	.00
830	878	41912-00031	00000	08/18/11	04/09/13	60.000	3,518.62	1,939.15	1,579.47 L	.00
830	878	41939-00002	00000	08/18/11	05/06/13	100.000	6,504.66	3,231.91	3,272.75 L	.00

REPORT: TMS-TX-23
 BANK 21 PNC BANK (21)
 REGION 47 DELAWARE
 OFFICE 001 C & E

GAIN/LOSS FEDERAL REPORT INTERNAL USE ONLY
 ACCOUNT 1127289 COMMON WEALTH TRUST
 FROM: 01/01/13 TO: 12/31/13

PAGE: 17
 RUN DATE: 02/17/14

TAX CODE	OR-OFF SERIAL	SEQ LOT#	DATES	ACQUIRED	TRADE	UNITS	PROCEEDS	TAX COST	FEDERAL G/L	STATE G/L
ASSET 26884L109 (CONT'D)						73.000	5,891.93	5,026.97	864.96	.00
TOTAL-SHORT										
ASSET 279158109 ECOPEPETROL SA SPONSORED ADR						7.000	395.51	370.32	25.19 S	.00
830	721	41888-00003	00000	06/26/12	03/14/13	92.000	5,154.36	4,867.05	287.31 S	.00
830	721	41889-00002	00000	06/26/12	03/15/13					
TOTAL-SHORT						99.000	5,549.87	5,237.37	312.50	.00
ASSET 281020107 EDISON INTL						40.000	1,891.86	1,586.87	304.99 L	.00
830	660	41873-00002	00000	06/15/06	02/27/13	39.000	1,844.56	1,488.20	356.36 L	.00
830	660	41873-00002	00000	11/28/11	02/27/13					
TOTAL-LONG						79.000	3,736.42	3,075.07	661.35	.00
ASSET 293792107 ENTERPRISE PRODS PARTNERS L P COM UNIT						170.000	10,101.55	10,368.13	266.58-S	.00
830	878	42058-00001	00000	04/09/13	08/30/13	170.000	10,101.55	10,368.13	266.58-	.00
TOTAL-SHORT										
ASSET 294821608 ERICSSON SPON ADR						41.000	540.78	585.06	44.28-L	.00
830	721	41888-00004	00000	07/19/11	03/14/13	41.000	540.78	585.06	44.28-	.00
TOTAL-LONG										
ASSET 30212P303 EXPEDIA INC DEL NEW CLASS I						49.000	2,339.79	2,981.59	641.80-S	.00
830	660	42043-00001	00000	05/15/13	08/16/13	49.000	2,339.79	2,981.59	641.80-	.00
TOTAL-SHORT										
ASSET 30215C101 EXPERIAN PLC SPON ADR						20.000	357.19	177.00	180.19 L	.00
830	721	41888-00005	00000	11/16/07	03/14/13	113.000	1,986.12	1,000.05	986.07 L	.00
830	721	41894-00001	00000	11/16/07	03/20/13	2.000	35.35	17.70	17.65 L	.00
830	721	42153-00003	00000	11/16/07	12/04/13	153.000	2,704.14	1,224.00	1,480.14 L	.00
830	721	42153-00003	00000	05/14/08	12/04/13	203.000	3,587.84	1,555.45	2,032.39 L	.00
830	721	42153-00003	00000	06/23/09	12/04/13					

REPORT: TMS-TX-23
 BANK 21 PNC BANK (21)
 REGION 47 DELAWARE
 OFFICE 001 C & E

GAIN/LOSS FEDERAL REPORT INTERNAL USE ONLY
 ACCOUNT 1127289 COMMON WEALTH TRUST
 FROM: 01/01/13 TO: 12/31/13

PAGE: 18
 RUN DATE: 02/17/14

TAX CODE	OR-OFF SERIAL	SEQ LOT#	DATES ACQUIRED	TRADE	UNITS	PROCEEDS	TAX COST	FEDERAL G/L	STATE G/L
ASSET 30215C101 (CONT'D)					491.000	8,670.64	3,974.20	4,696.44	.00
TOTAL-LONG									
ASSET 30219G108 EXPRESS SCRIPTS HLDG CO					188.000	10,766.27	10,450.41	315.86 S	.00
830	878	41912-00036	00000	01/11/13	04/09/13	7,101.16	6,116.72	984.44 L	.00
830	878	41912-00036	00000	05/07/10	04/09/13	10,880.80	8,882.50	1,998.30 L	.00
830	878	41912-00036	00000	07/09/10	04/09/13	9,735.46	5,071.10	4,664.36 L	.00
TOTAL-SHORT					672.000	38,483.69	30,520.73	315.86	.00
TOTAL-LONG								7,647.10	.00
ASSET 316773100 FIFTH THIRD BANCORP					810.000	15,544.68	13,218.55	2,326.13 S	.00
830	878	42023-00003	00000	04/09/13	07/29/13	18,484.68	16,319.20	2,165.48 S	.00
830	878	42072-00001	00000	04/09/13	09/16/13				
TOTAL-SHORT					1,810.000	34,029.36	29,537.75	4,491.61	.00
ASSET 34354P105 FLOWERVE CORP					24.000	1,483.17	1,280.22	202.95 S	.00
830	660	42099-00004	00000	02/13/13	10/10/13	1,826.25	1,440.24	386.01 S	.00
830	660	42113-00001	00000	02/13/13	10/25/13				
TOTAL-SHORT					51.000	3,309.42	2,720.46	588.96	.00
ASSET 345370860 FORD MOTOR COMPANY					325.000	4,937.28	5,567.51	630.23-S	.00
830	878	42171-00004	00000	07/29/13	12/23/13	3,342.16	2,816.00	526.16 S	.00
830	878	42171-00004	00000	04/09/13	12/23/13				
TOTAL-SHORT					545.000	8,279.44	8,383.51	104.07-	.00
ASSET 34964C106 FORTUNE BRANDS HOME & SEC					56.000	1,837.17	1,273.08	564.09 S	.00
830	660	41852-00001	00000	07/19/12	02/06/13	2,186.67	1,250.34	936.33 S	.00
830	660	41973-00002	00000	07/19/12	06/07/13				
TOTAL-SHORT					111.000	4,023.84	2,523.42	1,500.42	.00
ASSET 358029106 FRESENIUS MEDICAL CARE AG & CO					69.000	2,392.29	1,545.60	846.69 L	.00
830	721	41853-00001	00000	10/23/06	02/07/13	1,896.07	1,209.60	686.47 L	.00
830	721	41981-00001	00000	10/23/06	06/17/13	702.25	446.80	255.45 L	.00
830	721	41981-00001	00000	12/01/06	06/17/13				

REPORT: TMS-TX-23
 BANK 21 PNC BANK (21)
 REGION 47 DELAWARE
 OFFICE 001 C & E

GAIN/LOSS FEDERAL REPORT INTERNAL USE ONLY
 ACCOUNT 1127289 COMMON WEALTH TRUST
 FROM: 01/01/13 TO: 12/31/13

PAGE: 19
 RUN DATE: 02/17/14

TAX CODE	OR-OFF ASSET	SERIAL SEQ, LOT# (CONT'D)	DATES ACQUIRED	TRADE	UNITS	PROCEEDS	TAX COST	FEDERAL G/L	STATE G/L
		TOTAL-LONG			143.000	4,990.61	3,202.00	1,788.61	.00
		TOTAL-SHORT							
ASSET	364730101	GANNETT INC							
830	878	42006-00003	00000	04/09/13	480.000	12,447.77	10,049.62	2,398.15	.00
830	878	42115-00004	00000	04/09/13	535.000	14,786.45	11,201.13	3,585.32	.00
		TOTAL-SHORT			1,015.000	27,234.22	21,250.75	5,983.47	.00
ASSET	365558105	GARDNER DENVER INC							
		MERGED 7/30/2013 @ \$76.00 P/S							
830	660	41820-00001	00000	04/09/12	40.000	2,755.57	2,450.05	305.52	.00
		TOTAL-SHORT			40.000	2,755.57	2,450.05	305.52	.00
ASSET	37636P108	GIVUADAN USNPON ADR							
		MARKETS FRAGRANCES & FLAVORS							
830	721	41888-00006	00000	04/12/11	26.000	654.67	536.45	118.22	.00
830	721	42119-00009	00000	04/12/11	19.000	539.02	392.03	146.99	.00
		TOTAL-LONG			45.000	1,193.69	928.48	265.21	.00
ASSET	38259P508	GOOGLE INC-CL A							
830	878	41912-00044	00000	03/15/13	25.000	19,494.56	20,414.75	920.19	.00
830	878	41912-00044	00000	04/19/12	13.000	10,137.17	7,916.48	2,220.69	.00
830	878	41912-00044	00000	05/16/11	18.000	14,036.09	9,360.79	4,675.30	.00
830	878	41912-00044	00000	10/16/08	11.000	8,577.61	3,746.53	4,831.08	.00
830	878	41912-00044	00000	01/15/09	10.000	7,797.82	2,914.17	4,883.65	.00
		TOTAL-SHORT			77.000	60,043.25	44,352.72	1,300.50	.00
		TOTAL-LONG						14,390.03	.00
ASSET	391164100	GREAT PLAINS ENERGY INC							
830	660	41840-00002	00000	07/07/11	50.000	1,046.17	1,062.35	16.18	.00
		TOTAL-LONG			50.000	1,046.17	1,062.35	16.18	.00
ASSET	405217100	HAIN CELESTIAL GROUP INC							
830	660	41993-00005	00000	01/07/13	20.000	1,311.99	1,071.60	240.39	.00
830	660	42078-00002	00000	01/07/13	29.000	2,281.83	1,553.81	728.02	.00

REPORT: TMS-TX-23
 BANK 21 PNC BANK (21)
 REGION 47 DELAWARE
 OFFICE 001 C & E

GAIN/LOSS FEDERAL REPORT INTERNAL USE ONLY
 ACCOUNT 1127289 COMMON WEALTH TRUST
 FROM: 01/01/13 TO: 12/31/13

PAGE: 20
 RUN DATE: 02/17/14

TAX CODE	OR-OFF SERIAL	SEQ LOT#	ACQUIRED	TRADE	UNITS	PROCEEDS	TAX COST	FEDERAL G/L	STATE G/L
ASSET 405217100 (CONT'D)									
TOTAL-SHORT									
					49.000	3,593.82	2,625.41	968.41	.00
ASSET 412822108 HARLEY DAVIDSON INC									
830	633	41824-00002	00000	04/19/12	142.000	7,075.76	7,051.65	24.11 S	.00
830	633	41824-00002	00000	07/17/12	48.000	2,391.80	2,112.00	279.80 S	.00
830	633	41824-00002	00000	10/08/08	252.000	12,556.98	7,444.08	5,112.90 L	.00
830	878	41912-00045	00000	10/08/08	298.000	15,194.67	8,802.92	6,391.75 L	.00
TOTAL-SHORT									
					740.000	37,219.21	25,410.65	303.91	.00
TOTAL-LONG									
								11,504.65	.00
ASSET 416515104 HARTFORD FINL SVCS GROUP INC									
830	660	42062-00003	00000	03/01/12	52.000	1,587.53	1,083.70	503.83 L	.00
830	660	42164-00002	00000	03/01/12	26.000	911.52	541.85	369.67 L	.00
830	660	42164-00002	00000	07/24/09	72.000	2,524.20	1,091.97	1,432.23 L	.00
TOTAL-LONG									
					150.000	5,023.25	2,717.52	2,305.73	.00
ASSET 42217K106 HEALTH CARE REIT INC									
830	878	42016-00005	00000	04/09/13	220.000	14,818.85	15,457.20	638.35-S	.00
TOTAL-SHORT									
					220.000	14,818.85	15,457.20	638.35-	.00
ASSET 428236103 HEWLETT-PACKARD CO									
830	878	41912-00047	00000	10/08/08	125.000	2,764.93	5,066.25	2,301.32-L	.00
830	878	41912-00047	00000	10/24/08	240.000	5,308.68	7,801.75	2,493.07-L	.00
TOTAL-LONG									
					365.000	8,073.61	12,868.00	4,794.39-	.00
ASSET 436106108 HOLLYFRONTIER CORP									
830	660	41916-00003	00000	06/22/12	21.000	982.05	673.87	308.18 S	.00
830	660	41952-00001	00000	06/22/12	48.000	2,320.75	1,540.27	780.48 S	.00
TOTAL-SHORT									
					69.000	3,302.80	2,214.14	1,088.66	.00
ASSET 436440101 HOLOGIC INC									
830	660	42041-00001	00000	05/14/13	68.000	1,543.59	1,451.79	91.80 S	.00
830	660	42041-00001	00000	03/16/10	30.000	680.99	582.98	98.01 L	.00
830	660	42070-00001	00000	03/16/10	72.000	1,468.45	1,399.15	69.30 L	.00
830	660	42070-00001	00000	08/02/12	81.000	1,652.01	1,518.61	133.40 L	.00

REPORT: TMS-TX-23
 BANK 21 PNC BANK (21)
 REGION 47 DELAWARE
 OFFICE 001 C & E

GAIN/LOSS FEDERAL REPORT INTERNAL USE ONLY
 ACCOUNT 1127289 COMMON WEALTH TRUST
 FROM: 01/01/13 TO: 12/31/13

PAGE: 21
 RUN DATE: 02/17/14

TAX CODE	OR-OFF SERIAL	SEQ LOT#	DATES ACQUIRED	TRADE	UNITS	PROCEEDS	TAX COST	FEDERAL G/L	STATE G/L
ASSET 44107P104 HOST HOTELS & RESORTS INC									
				REIT					
830	660	41847-00003	00000	05/24/10	101.000	1,681.62	1,421.81	259.81 L	.00
830	660	41854-00001	00000	05/24/10	69.000	1,159.18	971.34	187.84 L	.00
830	660	41854-00001	00000	09/29/11	116.000	1,948.77	1,305.81	642.96 L	.00
			TOTAL-LONG		286.000	4,789.57	3,698.96	1,090.61	.00
ASSET 443510201 HUBBELL INC									
				CL B PAR \$0.01					
830	660	42073-00001	00000	02/06/13	29.000	3,049.16	2,702.07	347.09 S	.00
			TOTAL-SHORT		29.000	3,049.16	2,702.07	347.09	.00
ASSET 450936109 ICAP PLC									
				SPON ADR					
				ISIN US4509361097 SEDOL B04TTX4					
830	721	41972-00002	00000	03/06/12	37.000	425.86	458.94	33.08-L	.00
830	721	41992-00001	00000	03/06/12	265.000	2,879.33	3,287.01	407.68-L	.00
			TOTAL-LONG		302.000	3,305.19	3,745.95	440.76-	.00
ASSET 455807107 INDUSTRIAL & COML BK CHINA									
				UNSPON ADR					
830	721	42111-00004	00000	12/20/12	136.000	1,873.53	1,972.00	98.47-S	.00
			TOTAL-SHORT		136.000	1,873.53	1,972.00	98.47-	.00
ASSET 45672B107 INFORMA PLC UNSP ADR									
				EXCH 7/1/2013 SEE 45672B206					
830	721	41894-00002	00000	11/04/11	139.000	2,129.29	1,657.52	471.77 L	.00
830	721	41933-00004	00000	11/04/11	329.000	4,848.59	3,923.19	925.40 L	.00
			TOTAL-LONG		468.000	6,977.88	5,580.71	1,397.17	.00
ASSET 45685E106 ING US INC									
830	660	42140-00002	00000	05/02/13	37.000	1,273.97	765.53	508.44 S	.00
830	660	42140-00002	00000	05/02/13	22.000	757.49	438.24	319.25 S	.00

REPORT: TMS-TX-23
 BANK 21 PNC BANK (21)
 REGION 47 DELAWARE
 OFFICE 001 C & E

GAIN/LOSS FEDERAL REPORT INTERNAL USE ONLY
 ACCOUNT 1127289 COMMON WEALTH TRUST
 FROM: 01/01/13 TO: 12/31/13

PAGE: 22
 RUN DATE: 02/17/14

TAX CODE	OR-OFF SERIAL	SEQ LOT#	ACQUIRED	TRADE	DATES	UNITS	PROCEEDS	TAX COST	FEDERAL G/L	STATE G/L
ASSET 45685E106 (CONT'D)						59.000	2,031.46	1,203.77	827.69	.00
TOTAL-SHORT										
ASSET 460146103 INTERNATIONAL PAPER CO						130.000	6,196.52	6,141.14	55.38 S	.00
830	878	41953-00004	00000	04/09/13	05/20/13	42.000	2,061.47	1,794.66	266.81 S	.00
830	660	42041-00002	00000	02/22/13	08/14/13	172.000	8,257.99	7,935.80	322.19	.00
TOTAL-SHORT										
ASSET 462846106 IRON MTN INC PA						58.174	2,112.85	1,895.88	216.97 S	.00
830	878	41912-00051	00000	11/21/12	04/09/13	384.826	13,976.67	9,916.97	4,059.70 L	.00
830	878	41912-00051	00000	10/08/08	04/09/13	270.000	9,806.26	5,605.06	4,201.20 L	.00
830	878	41912-00051	00000	10/12/10	04/09/13	713.000	25,895.78	17,417.91	216.97	.00
TOTAL-SHORT									8,260.90	.00
TOTAL-LONG										
ASSET 464286608 ISHARES MSCI EMU ETF						1,200.000	39,515.23	42,600.00	3,084.77-L	.00
830	000	41905-00001	00000	12/17/04	04/02/13	4,800.000	158,060.94	134,640.00	23,420.94 L	.00
830	000	41905-00001	00000	09/06/11	04/02/13	6,000.000	197,576.17	177,240.00	20,336.17	.00
TOTAL-LONG										
ASSET 464286665 ISHARES MSCI PACIFIC EX-JAPAN ETF						11,000.000	547,701.92	549,962.97	2,261.05-L	.00
830	000	41905-00002	00000	05/29/08	04/02/13	11,000.000	547,701.92	549,962.97	2,261.05-	.00
TOTAL-LONG										
ASSET 464287432 ISHARES 20+ YEAR TREASURY BOND ETF						2,000.000	229,658.00	235,874.20	6,216.20-S	.00
830	000	41964-00003	00000	04/02/13	05/29/13	2,000.000	229,658.00	235,874.20	6,216.20-	.00
TOTAL-SHORT										
ASSET 469814107 JACOBS ENGINEERING GROUP INC						52.000	3,009.11	2,827.75	181.36 S	.00
830	660	42086-00002	00000	04/02/13	09/30/13					

REPORT: TMS-TX-23
 BANK 21 PNC BANK (21)
 REGION 47 DELAWARE
 OFFICE 001 C & E

GAIN/LOSS FEDERAL REPORT INTERNAL USE ONLY
 ACCOUNT 1127289 COMMON WEALTH TRUST
 FROM: 01/01/13 TO: 12/31/13

PAGE: 23
 RUN DATE: 02/17/14

TAX CODE	OR-OFF ASSET	SERIAL 46984107	SEQ LOT#	ACQUIRED (CONT'D)	TRADE DATE	UNITS	PROCEEDS	TAX COST	FEDERAL G/L	STATE G/L
TOTAL-SHORT						52.000	3,009.11	2,827.75	181.36	.00
ASSET	471115402	JARDINE	MATHESON	HLDGS LTD		5.000	271.24	330.50	59.26-S	.00
830	721	42119-00010	00000	04/05/13	10/31/13	5.000	271.24	330.50	59.26-	.00
TOTAL-SHORT						5.000	271.24	330.50	59.26-	.00
ASSET	48206M102	JUPITER	TELECOM			106.000	1,373.26	1,150.40	222.86 L	.00
830	721	41903-00002	00000	03/01/11	03/28/13	114.000	1,476.91	1,178.73	298.18 L	.00
830	721	41903-00002	00000	12/24/09	03/28/13	24.000	310.93	239.40	71.53 S	.00
830	721	41903-00002	00000	08/23/12	03/28/13	136.000	1,761.92	1,356.60	405.32 S	.00
830	721	41903-00002	00000	06/26/09	03/28/13	500.000	6,477.65	3,875.68	2,601.97 L	.00
830	721	41903-00002	00000	07/02/09	03/28/13	345.000	4,469.58	2,659.37	1,810.21 L	.00
830	721	42126-00001	00000	07/02/09	11/12/13	1.000	12.52	7.71	4.81 L	.00
TOTAL-SHORT						1,226.000	15,882.77	10,467.89	476.85	.00
TOTAL-LONG									4,938.03	.00
ASSET	482480100	KLA	TENCOR	CORP		52.000	3,178.97	2,939.04	239.93 S	.00
830	660	42099-00005	00000	06/03/13	10/10/13	52.000	3,178.97	2,939.04	239.93	.00
TOTAL-SHORT						52.000	3,178.97	2,939.04	239.93	.00
ASSET	493267108	KEYCORP	NEW			615.000	7,563.69	5,836.23	1,727.46 S	.00
830	878	42049-00003	00000	04/22/13	08/22/13	652.000	7,387.16	6,187.35	1,199.81 S	.00
830	878	42085-00004	00000	04/22/13	09/27/13	633.000	7,161.76	6,007.04	1,154.72 S	.00
TOTAL-SHORT						1,900.000	22,112.61	18,030.62	4,081.99	.00
ASSET	494368103	KIMBERLY-CLARK	CORP			60.000	6,039.54	5,951.95	87.59 S	.00
830	878	41918-00003	00000	04/09/13	04/15/13	60.000	6,039.54	5,951.95	87.59 S	.00

REPORT: TMS-TX-23
 BANK 21 PNC BANK (21)
 REGION 47 DELAWARE
 OFFICE 001 C & E

GAIN/LOSS FEDERAL REPORT INTERNAL USE ONLY
 ACCOUNT 1127289 COMMON WEALTH TRUST
 FROM: 01/01/13 TO: 12/31/13

PAGE: 24
 RUN DATE: 02/17/14

TAX CODE	OR-OFF SERIAL	SEQ LOT#	DATES ACQUIRED	TRADE	UNITS	PROCEEDS	TAX COST	FEDERAL G/L	STATE G/L
ASSET 49446R103 (CONT'D)									
TOTAL-SHORT					60.000	6,039.54	5,951.95	87.59	.00
ASSET 49446R109 KIMCO REALTY CORP REIT									
830	660	41985-00003	00000 01/13/11	06/19/13	40.000	890.22	718.40	171.82 L	.00
830	660	41985-00003	00000 01/11/11	06/19/13	90.000	2,003.01	1,584.00	419.01 L	.00
TOTAL-LONG					130.000	2,893.23	2,302.40	590.83	.00
ASSET 500467402 KONINKL IHKE AHOLD SP ADR									
ISIN US5004674025 SEDOL 2037813									
830	721	41888-00007	00000 06/16/09	03/14/13	21.000	316.25	242.58	73.67 L	.00
830	721	42119-00011	00000 06/16/09	10/31/13	20.000	380.59	231.03	149.56 L	.00
TOTAL-LONG					41.000	696.84	473.61	223.23	.00
ASSET 501897102 LI & FUNG LTD UNSPON ADR									
ISIN US5018971029 SEDOL B3F8NP5									
830	721	41849-00004	00000 12/14/12	02/05/13	1,418.000	3,747.69	4,860.48	1,112.79-S	.00
TOTAL-SHORT					1,418.000	3,747.69	4,860.48	1,112.79-	.00
ASSET 502117203 L OREAL CO UNSPONSORED ADR									
830	721	42100-00006	00000 11/12/12	10/11/13	56.000	1,900.86	1,412.99	487.87 S	.00
830	721	42100-00006	00000 09/08/11	10/11/13	37.000	1,255.92	762.49	493.43 L	.00
TOTAL-SHORT					93.000	3,156.78	2,175.48	487.87	.00
TOTAL-LONG								493.43	.00
ASSET 512807108 LAM RESEARCH CORP									
830	660	41938-00001	00000 03/08/12	05/03/13	29.000	1,340.31	1,186.51	153.80 L	.00
830	660	42112-00002	00000 03/08/12	10/24/13	30.000	1,613.66	1,227.42	386.24 L	.00
830	660	42112-00002	00000 07/17/12	10/24/13	16.000	860.62	544.77	315.85 L	.00

REPORT: TMS-TX-23
 BANK 21 PNC BANK (21)
 REGION 47 DELAWARE
 OFFICE 001 C & E

GAIN/LOSS FEDERAL REPORT INTERNAL USE ONLY
 ACCOUNT 1127289 COMMON WEALTH TRUST
 FROM: 01/01/13 TO: 12/31/13

PAGE: 25
 RUN DATE: 02/17/14

TAX CODE	OR-OFF SERIAL	SEQ LOT#	ACQUIRED	TRADE	DATES	UNITS	PROCEEDS	TAX COST	FEDERAL G/L	STATE G/L
ASSET	512807108	(CONT'D)				75.000	3,814.59	2,958.70	855.89	.00
TOTAL-LONG										
ASSET	526057104	LENNAR CORP				90.000	3,481.81	3,012.42	469.39	.00
CLASS A										
830	660	42171-00004	00000	08/21/13	12/23/13	90.000	3,481.81	3,012.42	469.39	.00
TOTAL-SHORT										
ASSET	526107107	LENNOX INTERNATIONAL INC				24.000	1,465.16	906.68	558.48	.00
830	660	41937-00003	00000	01/23/12	05/02/13	37.000	2,540.92	1,397.81	1,143.11	.00
830	660	42043-00002	00000	01/23/12	08/16/13	61.000	4,006.08	2,304.49	1,701.59	.00
TOTAL-LONG										
ASSET	531172104	LIBERTY PPTY TR				35.000	1,536.12	1,181.05	355.07	.00
830	660	41946-00003	00000	02/23/12	05/13/13	4.000	148.42	134.98	13.44	.00
830	660	41996-00001	00000	02/23/12	07/01/13	76.000	2,820.01	2,136.09	683.92	.00
830	660	41996-00001	00000	08/10/11	07/01/13	115.000	4,504.55	3,452.12	1,052.43	.00
TOTAL-LONG										
ASSET	531229102	LIBERTY MEDIA CORP				14.000	2,028.18	1,751.37	276.81	.00
830	660	42071-00003	00000	06/03/13	09/13/13	14.000	2,028.18	1,751.37	276.81	.00
TOTAL-SHORT										
ASSET	53217V109	LIFE TECHNOLOGIES CORP				32.000	1,940.44	1,189.30	751.14	.00
MERGED 02/03/14 @ \$76.1311786										
P/S										
830	660	41882-00001	00000	10/11/11	03/08/13	25.000	1,852.20	929.14	923.06	.00
830	660	41961-00004	00000	10/11/11	05/28/13	57.000	3,792.64	2,118.44	1,674.20	.00
TOTAL-LONG										
ASSET	532716107	LIMITED BRANDS INC				50.000	2,365.92	2,384.41	18.49	.00
NAME CHANGE 3/28/2013										
SEE 501797104										
830	660	41852-00003	00000	08/02/12	02/06/13	50.000	2,365.92	2,384.41	18.49	.00

REPORT: TMS-TX-23
 BANK 21 PNC BANK (21)
 REGION 47 DELAWARE
 OFFICE 001 C & E

GAIN/LOSS FEDERAL REPORT INTERNAL USE ONLY
 ACCOUNT 1127289 COMMON WEALTH TRUST
 FROM: 01/01/13 TO: 12/31/13

PAGE: 26
 RUN DATE: 02/17/14

TAX CODE	OR-OFF SERIAL	SEQ LOT#	DATES ACQUIRED	TRADE ACQUIRED	UNITS	PROCEEDS	TAX COST	FEDERAL G/L	STATE G/L
	ASSET 532716107	(CONT'D)							
	TOTAL-SHORT								
					50.000	2,365.92	2,384.41	18.49-	.00
	ASSET 535223200 LINDE AG								
	SPONSORED ADR								
830	721	41888-00008	00000	03/16/11	44.000	833.34	632.63	200.71 L	.00
830	721	42119-00012	00000	04/04/13	17.000	322.14	317.16	4.98 S	.00
	TOTAL-SHORT								
	TOTAL-LONG								
					61.000	1,155.48	949.79	4.98	.00
								200.71	.00
	ASSET 536020100 LINN ENERGY LLC UNITS								
830	878	41939-00003	00000	04/09/13	305.000	10,726.85	11,516.65	789.80-S	.00
	TOTAL-SHORT								
	TOTAL-LONG								
					305.000	10,726.85	11,516.65	789.80-	.00
	ASSET 540424108 LOEWS CORPORATION								
830	878	41912-00059	00000	09/26/12	320.000	13,986.47	13,110.40	876.07 S	.00
830	878	41912-00059	00000	10/08/08	935.000	40,866.71	29,965.63	10,901.08 L	.00
	TOTAL-SHORT								
	TOTAL-LONG								
					1,255.000	54,853.18	43,076.03	876.07	.00
								10,901.08	.00
	ASSET 544147101 LORILLARD INC								
830	660	41824-00003	00000	04/11/12	18.000	2,050.16	2,449.22	399.06-S	.00
	TOTAL-SHORT								
	TOTAL-LONG								
					18.000	2,050.16	2,449.22	399.06-	.00
	ASSET 55261F104 M&T BK CORP								
830	660	41993-00007	00000	04/12/13	12.000	1,339.12	1,216.08	123.04 S	.00
	TOTAL-SHORT								
	TOTAL-LONG								
					12.000	1,339.12	1,216.08	123.04	.00
	ASSET 552953101 MGM RESORTS INTERNATIONAL								
830	660	42057-00002	00000	02/15/12	15.000	267.30	220.50	46.80 L	.00
	TOTAL-LONG								
					15.000	267.30	220.50	46.80	.00
	ASSET 55616P104 MACY'S INC								
830	660	42038-00001	00000	11/08/11	25.000	1,212.97	798.83	414.14 L	.00
830	660	42038-00001	00000	11/17/11	20.000	970.37	618.00	352.37 L	.00

REPORT: TMS-TX-23
 BANK 21 PNC BANK (21)
 REGION 47 DELAWARE
 OFFICE 001 C & E

GAIN/LOSS FEDERAL REPORT INTERNAL USE ONLY
 ACCOUNT 1127289 COMMON WEALTH TRUST
 FROM: 01/01/13 TO: 12/31/13

PAGE: 27
 RUN DATE: 02/17/14

TAX CODE	OR-OFF SERIAL	SEQ LOT#	DATES	ACQUIRED	TRADE	UNITS	PROCEEDS	TAX COST	FEDERAL G/L	STATE G/L
ASSET 55616P104 (CONT'D)						45.000	2,183.34	1,416.83	766.51	.00
TOTAL-LONG										
ASSET 56585A102 MARATHON PETROLEUM CORP						3.000	246.03	135.00	111.03 S	.00
830	660	41910-00003	00000	06/29/12	04/05/13	11.000	902.09	454.61	447.48 S	.00
830	660	41910-00003	00000	06/21/12	04/05/13	9.000	739.38	371.95	367.43 S	.00
830	660	41910-00004	00000	06/21/12	04/05/13	36.000	2,715.25	1,487.81	1,227.44 S	.00
830	660	41936-00001	00000	06/21/12	05/01/13					
TOTAL-SHORT						59.000	4,602.75	2,449.37	2,153.38	.00
ASSET 570535104 MARKEL CORP (HOLDING CO)						6.000	3,124.45	3,056.95	67.50 S	.00
830	660	42107-00001	00000	04/03/13	10/21/13	6.000	3,124.45	3,056.95	67.50	.00
TOTAL-SHORT						6.000	3,124.45	3,056.95	67.50	.00
ASSET 573284106 MARTIN MARIETTA MATLS INC						23.000	2,253.29	1,802.24	451.05 S	.00
830	660	41868-00003	00000	07/02/12	02/22/13	23.000	2,253.29	1,802.24	451.05	.00
TOTAL-SHORT						23.000	2,253.29	1,802.24	451.05	.00
ASSET 59156R108 METLIFE INC.						205.000	9,938.68	7,484.55	2,454.13 S	.00
830	878	42049-00004	00000	04/09/13	08/22/13	205.000	9,938.68	7,484.55	2,454.13	.00
TOTAL-SHORT						205.000	9,938.68	7,484.55	2,454.13	.00
ASSET 594918104 MICROSOFT CORP						368.000	10,701.72	8,607.52	2,094.20 L	.00
830	878	41912-00065	00000	10/08/08	04/09/13	368.000	10,701.72	8,607.52	2,094.20	.00
TOTAL-LONG						368.000	10,701.72	8,607.52	2,094.20	.00
ASSET 602675100 MINDRAY MEDICAL INTL LTD ADR						8.000	302.48	305.90	3.42-S	.00
830	721	42119-00013	00000	03/15/13	10/31/13	8.000	302.48	305.90	3.42-S	.00
830	721	42141-00003	00000	03/15/13	11/22/13	127.000	4,991.57	4,856.09	135.48 S	.00

REPORT: TMS-TX-23
 BANK 21 PNC BANK (21)
 REGION 47 DELAWARE
 OFFICE 001 C & E

GAIN/LOSS FEDERAL REPORT INTERNAL USE ONLY
 ACCOUNT 1127289 COMMON WEALTH TRUST
 FROM: 01/01/13 TO: 12/31/13

PAGE: 29
 RUN DATE: 02/17/14

TAX CODE	OR-OFF SERIAL	SEQ LOT#	ACQUIRED	TRADE	DATES	UNITS	PROCEEDS	TAX COST	FEDERAL G/L	STATE G/L
ASSET 65557A206 NORDEA BK AB										
830	721	41888-00010	00000	03/23/11	03/14/13	56.000	678.70	619.00	59.70 L	.00
TOTAL-SHORT						166.000	5,158.28	5,013.03	145.25	.00
ASSET 664397106 NORTHEAST UTILITIES										
830	660	41932-00001	00000	01/21/10	04/29/13	32.000	1,442.53	851.26	591.27 L	.00
830	660	42062-00004	00000	01/21/10	09/04/13	63.000	2,542.64	1,675.92	866.72 L	.00
TOTAL-LONG						95.000	3,985.17	2,527.18	1,457.99	.00
ASSET 665859104 NORTHERN TRUST CORP										
830	660	42065-00001	00000	06/06/13	09/09/13	9.000	500.30	511.82	11.52-S	.00
830	660	42076-00002	00000	06/06/13	09/18/13	25.000	1,392.52	1,421.72	29.20-S	.00
830	660	42076-00002	00000	04/04/13	09/18/13	51.000	2,840.73	2,771.82	68.91 S	.00
TOTAL-SHORT						85.000	4,733.55	4,705.36	28.19	.00
ASSET 66987Y109 NOVARTIS AG										
SPONSORED ADR										
830	721	41888-00011	00000	12/20/11	03/14/13	5.000	343.84	281.10	62.74 L	.00
TOTAL-LONG						5.000	343.84	281.10	62.74	.00
ASSET 670100205 NOVO NORDISK A S										
ADR										
830	721	41896-00002	00000	12/01/06	03/22/13	37.000	5,992.86	1,444.11	4,548.75 L	.00
TOTAL-LONG						37.000	5,992.86	1,444.11	4,548.75	.00
ASSET 67073Y106 NV ENERGY INC										
MERGED 12/20/13 @ \$23.75 P/S										
830	660	41917-00004	00000	06/15/10	04/12/13	124.000	2,622.11	1,548.69	1,073.42 L	.00

REPORT: TMS-TX-23
 BANK 21 PNC BANK (21)
 REGION 47 DELAWARE
 OFFICE 001 C & E

GAIN/LOSS FEDERAL REPORT INTERNAL USE ONLY
 ACCOUNT 1127289 COMMON WEALTH TRUST
 FROM: 01/01/13 TO: 12/31/13

PAGE: 30
 RUN DATE: 02/17/14

TAX CODE	OR-OFF SERIAL	SEQ LOT#	DATES	ACQUIRED	TRADE	UNITS	PROCEEDS	TAX COST	FEDERAL G/L	STATE G/L
ASSET 67073Y106 (CONT'D)						124.000	2,622.11	1,548.69	1,073.42	.00
TOTAL-LONG										
ASSET 670837103 OGE ENERGY CORP						16.000	1,119.98	952.94	167.04 S	.00
830	660	41904-00002	00000	02/13/13	04/01/13	90.000	6,375.91	6,287.18	88.73 S	.00
830	878	41944-00002	00000	04/09/13	05/09/13	35.000	2,473.20	2,445.01	28.19 S	.00
830	878	42094-00003	00000	04/09/13	05/09/13	430.000	15,163.47	15,019.36	144.11 S	.00
830	878	42094-00001	00000	04/09/13	10/08/13	60.000	2,211.30	1,786.75	424.55 S	.00
830	660	42114-00005	00000	02/13/13	10/28/13	631.000	27,343.86	26,491.24	852.62	.00
TOTAL-SHORT										
ASSET 674599105 OCCIDENTAL PETROLEUM CORP						165.000	13,752.76	8,799.99	4,952.77 L	.00
830	633	41889-00002	00000	10/08/08	03/15/13	145.000	11,773.73	7,733.33	4,040.40 L	.00
830	878	41912-00071	00000	10/08/08	04/09/13	310.000	25,526.49	16,533.32	8,993.17	.00
TOTAL-LONG										
ASSET 678026105 OIL STATES INTERNATIONAL INC						12.000	1,181.14	925.54	255.60 S	.00
830	660	41965-00001	00000	03/07/13	05/30/13	10.000	1,010.98	921.87	89.11 S	.00
830	660	42157-00004	00000	08/28/13	12/10/13	22.000	2,192.12	1,847.41	344.71	.00
TOTAL-SHORT										
ASSET 682189105 ON SEMICONDUCTOR CORPORATION						373.000	3,174.83	2,403.95	770.88 S	.00
830	660	41860-00005	00000	08/20/12	02/13/13	373.000	3,174.83	2,403.95	770.88	.00
TOTAL-SHORT										
ASSET 68389X105 ORACLE CORP						346.000	11,322.35	9,668.66	1,653.69 S	.00
830	878	41912-00072	00000	06/28/12	04/09/13	346.000	11,322.35	9,668.66	1,653.69	.00
TOTAL-SHORT										
ASSET 690742101 OWENS CORNING INC						27.000	1,091.66	1,211.85	120.19-S	.00
830	660	42029-00001	00000	05/22/13	08/02/13	14.000	566.04	598.36	32.32-S	.00
830	660	42029-00001	00000	02/15/13	08/02/13	12.000	434.33	512.88	78.55-S	.00
830	660	42132-00002	00000	02/15/13	11/13/13	65.000	2,352.61	2,765.75	413.14-S	.00
830	660	42132-00002	00000	02/15/13	11/13/13					

REPORT: TMS-TX-23
 BANK 21 PNC BANK (21)
 REGION 47 DELAWARE
 OFFICE 001 C & E

GAIN/LOSS FEDERAL REPORT INTERNAL USE ONLY
 ACCOUNT 1127289 COMMON WEALTH TRUST
 FROM: 01/01/13 TO: 12/31/13

PAGE: 31
 RUN DATE: 02/17/14

TAX CODE	OR-OFF SERIAL	SEQ LOT#	DATES	ACQUIRED	TRADE	UNITS	PROCEEDS	TAX COST	FEDERAL G/L	STATE G/L
ASSET 690742101 (CONT'D)						118.000	4,444.64	5,088.84	644.20-	.00
TOTAL-SHORT										
ASSET 693511106 PPL CORPORATION						29.000	857.01	911.18	54.17-L	.00
830	660	41982-00002	00000	10/07/05	06/18/13	24.000	734.47	754.08	19.61-L	.00
830	660	42087-00003	00000	10/07/05	10/01/13	31.000	948.70	920.08	28.62 S	.00
830	660	42087-00003	00000	07/03/13	10/01/13	6.000	181.68	178.08	3.60 S	.00
830	660	42106-00003	00000	07/03/13	10/18/13	57.000	1,725.93	1,548.01	177.92 L	.00
830	660	42106-00003	00000	06/17/11	10/18/13	58.000	1,756.21	1,555.29	200.92 L	.00
TOTAL-SHORT						205.000	6,204.00	5,866.72	32.22	.00
TOTAL-LONG								305.06		.00
ASSET 695156109 PACKGING CORP PKG						23.000	1,142.17	995.67	146.50 S	.00
830	660	41999-00002	00000	04/17/13	07/02/13	23.000	1,142.17	995.67	146.50	.00
TOTAL-SHORT										
ASSET 701094104 PARKER HANNIFIN CORP						14.000	1,506.10	1,366.38	139.72 S	.00
830	660	42092-00003	00000	06/12/13	10/04/13	16.000	1,705.44	1,561.58	143.86 S	.00
830	660	42105-00001	00000	06/12/13	10/17/13	13.000	1,385.66	1,267.06	118.60 S	.00
830	660	42105-00001	00000	07/01/13	10/17/13	10.000	1,065.90	950.28	115.62 S	.00
TOTAL-SHORT						53.000	5,663.10	5,145.30	517.80	.00
ASSET 70211M109 PARTNER COMMUNICATIONS						56.000	331.52	220.93	110.59 S	.00
830	721	41888-00012	00000	08/29/12	03/14/13	56.000	331.52	220.93	110.59	.00
TOTAL-SHORT										
ASSET 704326107 PAYCHEX INC						72.000	2,292.35	2,327.22	34.87-L	.00
830	660	41839-00002	00000	01/23/12	01/24/13	72.000	2,292.35	2,327.22	34.87-	.00
TOTAL-LONG										
ASSET 704549104 PEABODY ENERGY CORP						89.000	1,674.94	2,451.95	777.01-S	.00
830	660	41925-00001	00000	10/25/12	04/22/13	89.000	1,674.94	2,451.95	777.01-S	.00

REPORT: TMS-TX-23
 BANK 21 PNC BANK (21)
 REGION 47 DELAWARE
 OFFICE 001 C & E

GAIN/LOSS FEDERAL REPORT INTERNAL USE ONLY
 ACCOUNT 1127289 COMMON WEALTH TRUST
 FROM: 01/01/13 TO: 12/31/13

PAGE: 32
 RUN DATE: 02/17/14

TAX CODE	OR-OFF ASSET	SERIAL	SEQ LOT#	DATES ACQUIRED	TRADE	UNITS	PROCEEDS	TAX COST	FEDERAL G/L	STATE G/L
						89.000	1,674.94	2,451.95	777.01-	.00
						12.000	288.95	240.66	48.29 L	.00
						12.000	288.95	240.66	48.29	.00
						124.000	1,209.31	1,624.03	414.72-S	.00
						224.000	2,184.57	2,624.34	439.77-S	.00
						421.000	4,105.82	4,870.17	764.35-L	.00
						769.000	7,499.70	9,118.54	854.49-	.00
									764.35-	.00
						24.000	1,643.65	1,076.79	566.86 L	.00
						23.000	1,596.44	1,031.92	564.52 L	.00
						47.000	3,240.09	2,108.71	1,131.38	.00
						120.000	3,104.35	2,128.76	975.59 L	.00
						300.000	7,760.89	3,765.00	3,995.89 L	.00
						255.000	6,776.55	3,200.25	3,576.30 L	.00
						675.000	17,641.79	9,094.01	8,547.78	.00
						140.000	13,240.90	6,118.95	7,121.95 L	.00
						130.000	11,561.23	5,681.89	5,879.34 L	.00
						270.000	24,802.13	11,800.84	13,001.29	.00
						55.000	2,931.48	1,969.38	962.10 L	.00

ASSET 714264207 PERNOD RICARD SA
 UNSPONSORED ADR

TOTAL-SHORT
 TOTAL-LONG

ASSET 716473103 PETROFLAC LTD
 UNSPON ADR

TOTAL-SHORT
 TOTAL-LONG

ASSET 716768106 PETSMA RT INC

TOTAL-SHORT
 TOTAL-LONG

ASSET 717081103 PFIZER INC

TOTAL-SHORT
 TOTAL-LONG

ASSET 718172109 PHILIP MORRIS INTERNAT-W/I

TOTAL-SHORT
 TOTAL-LONG

ASSET 723484101 PINNACLE WEST CAPITAL CORP

TOTAL-SHORT
 TOTAL-LONG

REPORT: TMS-TX-23
 BANK 21 PNC BANK (21)
 REGION 47 DELAWARE
 OFFICE 001 C & E

GAIN/LOSS FEDERAL REPORT INTERNAL USE ONLY
 ACCOUNT 1127289 COMMON WEALTH TRUST
 FROM: 01/01/13 TO: 12/31/13

PAGE: 33
 RUN DATE: 02/17/14

TAX CODE	OR-OFF ASSET	SERIAL	SEQ LOT#	DATES ACQUIRED	TRADE	UNITS	PROCEEDS	TAX COST	FEDERAL G/L	STATE G/L
TOTAL-LONG						55.000	2,931.48	1,969.38	962.10	.00
ASSET 723787107 PIONEER NAT RES CO						6.000	1,181.88	889.50	292.38 S	.00
830	660	42091-00002	00000	06/27/13	10/03/13	9.000	1,805.14	791.01	1,014.13 L	.00
830	660	42111-00003	00000	01/07/11	10/23/13	2.000	361.80	175.78	186.02 L	.00
830	660	42143-00002	00000	01/07/11	11/25/13	6.000	1,085.38	406.90	678.48 L	.00
TOTAL-SHORT						23.000	4,434.20	2,263.19	292.38	.00
TOTAL-LONG						78.000	8,365.68	4,232.57	1,878.63	.00
ASSET 73172K104 POLYCOM INC						68.000	726.86	1,306.00	579.14-L	.00
830	660	42163-00004	00000	11/08/11	12/16/13	79.000	844.44	1,381.67	537.23-L	.00
830	660	42163-00004	00000	11/16/10	12/16/13	2.000	21.38	21.73	.35-S	.00
830	660	42163-00004	00000	09/19/13	12/16/13	149.000	1,592.68	2,709.40	.35-	.00
TOTAL-SHORT						149.000	1,592.68	2,709.40	1,116.37-	.00
TOTAL-LONG						217.000	2,319.54	4,015.40	1,116.37-	.00
ASSET 73755L107 POTASH CORP SASKATCHEWAN INC						198.000	7,890.12	8,941.94	1,051.82-L	.00
830	878	41912-00077	00000	03/29/12	04/09/13	100.000	3,984.91	4,411.79	426.88-S	.00
830	878	41912-00077	00000	09/21/12	04/09/13	298.000	11,875.03	13,353.73	426.88-	.00
TOTAL-SHORT						298.000	11,875.03	13,353.73	1,051.82-	.00
TOTAL-LONG						298.000	11,875.03	13,353.73	1,051.82-	.00
ASSET 74251V102 PRINCIPAL FINANCIAL GROUP						7.000	237.86	183.89	53.97 L	.00
830	660	41912-00002	00000	10/01/09	04/09/13	44.000	1,495.09	1,118.36	376.73 L	.00
830	660	41912-00002	00000	12/23/09	04/09/13	51.000	1,732.95	1,302.25	430.70	.00
TOTAL-LONG						95.000	4,227.84	3,184.50	867.67	.00
ASSET 743315103 PROGRESSIVE CORP OHIO						435.000	11,122.05	9,826.43	1,295.62 S	.00
830	878	41912-00079	00000	01/16/13	04/09/13	280.000	7,159.02	5,571.75	1,587.27 S	.00
830	878	41912-00079	00000	07/16/12	04/09/13	1,465.000	37,457.01	20,705.28	16,751.73 L	.00
830	878	41912-00079	00000	10/08/08	04/09/13					.00

REPORT: TMS-TX-23
 BANK 21 PNC BANK (21)
 REGION 47 DELAWARE
 OFFICE 001 C & E

GAIN/LOSS FEDERAL REPORT INTERNAL USE ONLY
 ACCOUNT 1127289 COMMON WEALTH TRUST
 FROM: 01/01/13 TO: 12/31/13

TAX CODE	OR-OFF SERIAL	SEQ LOT#	ACQUIRED	TRADE	UNITS	PROCEEDS	TAX COST	FEDERAL G/L	STATE G/L
ASSET 743315103 (CONT'D)					2,180.000	55,738.08	36,103.46	2,882.89	.00
TOTAL-SHORT								16,751.73	.00
TOTAL-LONG									
ASSET 74463M106 PUBLICIS GROUP SA					91.000	1,728.39	1,652.38	76.01	.00
SPON ADR					91.000	1,728.39	1,652.38	76.01	.00
TOTAL-SHORT									
ASSET 748356102 QUESTAR CORP					62.000	1,460.57	1,247.59	212.98	.00
830 660 42024-00002 00000 11/05/12 07/30/13					60.000	1,353.72	1,207.34	146.38	.00
830 660 42051-00002 00000 11/05/12 08/26/13					122.000	2,814.29	2,454.93	359.36	.00
TOTAL-SHORT									
ASSET 75281A109 RANGE RES CORP					18.000	1,423.38	1,273.67	149.71	.00
830 660 41881-00002 00000 02/07/13 03/07/13					2.000	162.69	141.52	21.17	.00
830 660 41895-00002 00000 02/07/13 03/21/13					10.000	813.47	631.71	181.76	.00
830 660 41895-00002 00000 05/21/12 03/21/13					8.000	619.99	505.37	114.62	.00
830 660 42008-00003 00000 05/21/12 07/12/13					38.000	3,019.53	2,552.27	352.64	.00
TOTAL-SHORT								114.62	.00
TOTAL-LONG									
ASSET 758205207 REED ELSEVIER PLC					6.000	336.29	284.93	51.36	.00
SPON ADR					6.000	336.29	284.93	51.36	.00
TOTAL-SHORT									
ASSET 758750103 REGAL BELOIT CORP					44.000	3,102.83	3,107.36	4.53	.00
830 660 42167-00001 00000 10/10/13 12/18/13					44.000	3,102.83	3,107.36	4.53	.00
TOTAL-SHORT									
ASSET 759509102 RELIANCE STL & ALUM CO					22.000	1,493.83	1,170.27	323.56	.00
830 660 41868-00004 00000 08/20/12 02/22/13									

REPORT: TMS-TX-23
 BANK 21 PNC BANK (21)
 REGION 47 DELAWARE
 OFFICE 001 C & E

GAIN/LOSS FEDERAL REPORT INTERNAL USE ONLY
 ACCOUNT 1127289 COMMON WEALTH TRUST
 FROM: 01/01/13 TO: 12/31/13

TAX CODE	OR-OFF SERIAL	SEQ LOT#	ACQUIRED	TRADE	DATES	UNITS	PROCEEDS	TAX COST	FEDERAL G/L	STATE G/L
ASSET 759509102 (CONT'D)						22.000	1,493.83	1,170.27	323.56	.00
TOTAL-SHORT										
ASSET 767204100 RIO TINTO PLC SPONSORED ADR						85.000	3,734.07	4,950.00	1,215.93-S	.00
830	721	41968-00003	00000	12/18/12	06/04/13	85.000	3,734.07	4,950.00	1,215.93-	.00
TOTAL-SHORT										
ASSET 771195104 ROCHE HOLDING LTD SPONSORED ADR						9.000	506.42	362.49	143.93 L	.00
830	721	41888-00013	00000	04/26/10	03/14/13	9.000	506.42	362.49	143.93 L	.00
830	721	41972-00003	00000	04/26/10	06/06/13	6.000	362.69	241.66	121.03 L	.00
830	721	42119-00016	00000	04/26/10	10/31/13	4.000	277.40	161.11	116.29 L	.00
TOTAL-LONG						19.000	1,146.51	765.26	381.25	.00
ASSET 773903109 ROCKWELL AUTOMATION INC						5.000	425.25	388.16	37.09 L	.00
830	660	41979-00001	00000	04/30/12	06/13/13	5.000	425.25	388.16	37.09 L	.00
830	660	41979-00001	00000	12/08/11	06/13/13	29.000	2,466.43	2,206.46	259.97 L	.00
TOTAL-LONG						34.000	2,891.68	2,594.62	297.06	.00
ASSET 774341101 ROCKWELL COLLINS INC						44.000	2,747.30	2,471.00	276.30 S	.00
830	660	41909-00004	00000	12/05/12	04/04/13	44.000	2,747.30	2,471.00	276.30	.00
TOTAL-SHORT										
ASSET 78442P106 SLM CORP						10.000	242.09	90.27	151.82 L	.00
830	660	42057-00003	00000	10/14/09	08/29/13	10.000	242.09	90.27	151.82 L	.00
TOTAL-LONG						10.000	242.09	90.27	151.82	.00
ASSET 786514208 SAFEWAY INC NEW						250.000	7,930.59	5,844.48	2,086.11 S	.00
830	878	42080-00003	00000	04/29/13	09/24/13	250.000	7,930.59	5,844.48	2,086.11 S	.00
830	660	42128-00003	00000	09/24/13	11/08/13	46.000	1,518.53	1,459.51	59.02 S	.00
830	660	42164-00004	00000	09/24/13	12/17/13	52.000	1,694.13	1,649.88	44.25 S	.00

REPORT: TMS-TX-23
 BANK 21 PNC BANK (21)
 REGION 47 DELAWARE
 OFFICE 001 C & E

GAIN/LOSS FEDERAL REPORT INTERNAL USE ONLY
 ACCOUNT 1127289 COMMON WEALTH TRUST
 FROM: 01/01/13 TO: 12/31/13

PAGE: 36
 RUN DATE: 02/17/14

TAX CODE	OR-OFF SERIAL	SEQ LOT#	ACQUIRED	TRADE	DATES	UNITS	PROCEEDS	TAX COST	FEDERAL G/L	STATE G/L
	ASSET 786514208	(CONT'D)				348.000	11,143.25	8,953.87	2,189.38	.00
	TOTAL-SHORT									
ASSET 80105N105	SANOFI	SPONSORED ADR								
830	878	42028-00002	00000	04/09/13	08/01/13	295.000	14,997.45	15,139.96	142.51-S	.00
	TOTAL-SHORT									
ASSET 80585Y308	SBERBANK	SPONSORED ADR								
830	721	42119-00018	00000	09/18/12	10/31/13	22.000	280.27	272.72	7.55 L	.00
	TOTAL-LONG									
ASSET 80687P106	SCHNEIDER ELECT SA	- UNSP ADR								
830	721	42119-00019	00000	04/04/13	10/31/13	22.000	369.15	326.44	42.71 S	.00
	TOTAL-SHORT									
ASSET 81211K100	SEALED AIR CORP									
830	660	41835-00002	00000	12/11/12	01/22/13	71.000	1,336.32	1,185.43	150.89 S	.00
830	660	41863-00004	00000	12/11/12	02/19/13	23.000	513.81	384.01	129.80 S	.00
830	660	41863-00004	00000	08/31/12	02/19/13	36.000	804.23	516.93	287.30 S	.00
830	660	42009-00001	00000	08/31/12	07/15/13	65.000	1,791.38	933.35	858.03 S	.00
830	660	42078-00003	00000	08/31/12	09/20/13	66.000	1,904.71	947.71	957.00 L	.00
	TOTAL-SHORT									
	TOTAL-LONG									
ASSET 818800104	SGS S.A.	UNSPONSORED ADR								
830	721	41972-00004	00000	11/11/09	06/06/13	24.000	550.07	307.13	242.94 L	.00
	TOTAL-LONG									
ASSET 824596100	SHINHAN FINANCIAL GRP	ADR								
830	721	41933-00005	00000	06/06/11	04/30/13	22.000	757.01	1,034.00	276.99-L	.00
830	721	41933-00005	00000	04/14/11	04/30/13	90.000	3,096.87	3,992.91	896.04-L	.00
830	721	41933-00005	00000	05/19/11	04/30/13	28.000	963.47	1,237.68	274.21-L	.00

REPORT: TMS-TX-23
 BANK 21 PNC BANK (21)
 REGION 47 DELAWARE
 OFFICE 001 C & E

GAIN/LOSS FEDERAL REPORT INTERNAL USE ONLY
 ACCOUNT 1127289 COMMON WEALTH TRUST
 FROM: 01/01/13 TO: 12/31/13

PAGE: 37
 RUN DATE: 02/17/14

TAX CODE	OR-OFF SERIAL	SEQ LOT#	ACQUIRED	TRADE	DATES	UNITS	PROCEEDS	TAX COST	FEDERAL G/L	STATE G/L
ASSET 824596100 (CONT'D)						140.000	4,817.35	6,264.59	1,447.24-	.00
TOTAL-LONG										
ASSET 82735Q102 SILVER BAY REALTY TRUST CORP						.107	2.03	2.09	.06-S	.00
833	660	41926-00005	00000	04/24/13	04/26/13	10.000	194.53	195.15	.62-S	.00
830	660	41931-00001	00000	04/24/13	04/26/13	10.107	196.56	197.24	.68-	.00
TOTAL-SHORT										
ASSET 828336107 SILVER WHEATON CORP						14.000	428.11	502.74	74.63-S	.00
ISIN CA8283361076						14.000	428.11	502.74	74.63-	.00
SEDOL B058ZX6										
830	721	41888-00014	00000	12/18/12	03/14/13					
TOTAL-SHORT										
ASSET 832696405 JM SMUCKER CO/THE-NEW COM W1						8.000	719.22	465.92	253.30 L	.00
830	660	41847-00004	00000	08/19/10	02/01/13	12.000	1,078.84	466.07	612.77 L	.00
830	660	41847-00004	00000	04/21/09	02/01/13	24.000	2,212.78	932.15	1,280.63 L	.00
830	660	41870-00008	00000	04/21/09	02/26/13	44.000	4,010.84	1,864.14	2,146.70	.00
TOTAL-LONG										
ASSET 833635105 QUIMICA Y MINERA CHIL						44.000	4,010.84	1,864.14	2,146.70	.00
SPONSORED ADR										
SEDOL 909641 ISIN US8336351056										
830	721	41933-00006	00000	09/09/08	04/30/13	44.000	2,172.36	1,254.89	917.47 L	.00
830	721	41933-00006	00000	10/17/08	04/30/13	50.000	2,468.60	939.90	1,528.70 L	.00
TOTAL-LONG						94.000	4,640.96	2,194.79	2,446.17	.00
ASSET 833792104 SODEXHO SA						5.000	424.84	424.94	.10-S	.00
SPON ADR										
830	721	41972-00005	00000	12/14/12	06/06/13	5.000	424.84	424.94	.10-	.00
TOTAL-SHORT										
ASSET 83404D109 SOFTBANK CORP						22.000	430.08	334.37	95.71 S	.00
UNSPON ADR						68.000	1,329.34	973.59	355.75 S	.00
830	721	41884-00003	00000	05/09/12	03/12/13					
830	721	41884-00003	00000	04/04/12	03/12/13					

REPORT: TMS-TX-23
 BANK 21 PNC BANK (21)
 REGION 47 DELAWARE
 OFFICE 001 C & E

GAIN/LOSS FEDERAL REPORT INTERNAL USE ONLY
 ACCOUNT 1127289 COMMON WEALTH TRUST
 FROM: 01/01/13 TO: 12/31/13

PAGE: 38
 RUN DATE: 02/17/14

TAX CODE	OR-OFF SERIAL	SEQ LOT#	ACQUIRED	TRADE	DATES	UNITS	PROCEEDS	TAX COST	FEDERAL G/L	STATE G/L	
ASSET 83404D109 (CONT'D)						TOTAL-SHORT	90.000	1,759.42	1,307.96	451.46	.00
ASSET 845467109 SOUTHWESTERN ENERGY CO						TOTAL-SHORT	42.000	1,462.55	1,462.55	143.58 S	.00
830	660	41961-00005	00000	10/03/12	05/28/13	17.000	650.07	670.99	20.92-S	.00	
830	660	42059-00005	00000	07/25/13	09/03/13	29.000	1,108.94	1,086.63	22.31 S	.00	
830	660	42059-00005	00000	07/03/13	09/03/13	32.000	1,188.49	1,199.04	10.55-S	.00	
830	660	42080-00004	00000	07/03/13	09/24/13	29.000	1,077.07	1,009.85	67.22 S	.00	
830	660	42080-00004	00000	10/03/12	09/24/13	49.000	1,819.87	1,687.45	132.42 S	.00	
ASSET 848574109 SPIRIT AEROSYSTEMS HOLD						TOTAL-SHORT	198.000	7,450.57	7,116.51	334.06	.00
CL A						TOTAL-LONG	110.000	1,770.42	2,586.86	816.44-L	.00
830	660	41833-00003	00000	05/09/11	01/17/13	110.000	1,770.42	2,586.86	816.44-	.00	
ASSET 852061100 SPRINT NEXTEL CORP						TOTAL-SHORT	398.000	2,774.01	2,845.70	71.69-S	.00
MERGED 07/10/13 @ \$5.647658 P/S						TOTAL-LONG	398.000	2,774.01	2,845.70	71.69-	.00
SEE 85207U105						TOTAL-SHORT	26.000	1,990.52	1,961.26	29.26 S	.00
830	660	41910-00005	00000	09/26/12	04/05/13	20.000	1,795.17	1,601.39	193.78 S	.00	
830	660	42076-00003	00000	05/30/13	09/18/13	46.000	3,785.69	3,562.65	223.04	.00	
ASSET 854502101 STANLEY BLACK & DECKER INC						TOTAL-SHORT	115.000	7,651.91	6,679.14	972.77 S	.00
830	878	41975-00006	00000	04/09/13	06/11/13	110.000	7,695.97	6,388.75	1,307.22 S	.00	
830	878	42129-00005	00000	04/09/13	11/12/13	80.000	5,642.40	4,646.36	996.04 S	.00	

REPORT: TMS-TX-23
 BANK 21 PNC BANK (21)
 REGION 47 DELAWARE
 OFFICE 001 C & E

GAIN/LOSS FEDERAL REPORT INTERNAL USE ONLY
 ACCOUNT 1127289 COMMON WEALTH TRUST
 FROM: 01/01/13 TO: 12/31/13

PAGE: 40
 RUN DATE: 02/17/14

TAX CODE	OR-OFF SERIAL	SEQ LOT#	ACQUIRED	TRADE	DATES	UNITS	PROCEEDS	TAX COST	FEDERAL G/L	STATE G/L
ASSET 861609101 (CONT'D)										
TOTAL-SHORT						40,000	2,120.27	2,136.55	16.28	.00
ASSET 862508104 TEXAS INSTRUMENTS INC										
830	878	41912-00084	00000	10/08/08	04/09/13	665,000	23,222.27	13,280.05	9,942.22	.00
830	878	41912-00084	00000	11/06/08	04/09/13	300,000	10,476.21	5,273.31	5,202.90	.00
TOTAL-LONG						965,000	33,698.48	18,553.36	15,145.12	.00
ASSET 904784709 UNILEVER NV NEW YORK SHARES NEW										
SEDOL 2416542										
ISIN US9047847093										
830	721	42119-00020	00000	08/29/08	10/31/13	15,000	594.90	415.89	179.01	.00
TOTAL-LONG						15,000	594.90	415.89	179.01	.00
ASSET 911271302 UNITED OVERSEAS BK LTD										
SPONSORED ADR										
830	721	41924-00001	00000	04/18/12	04/19/13	51,000	1,705.38	1,519.80	185.58	.00
TOTAL-LONG						51,000	1,705.38	1,519.80	185.58	.00
ASSET 91324P102 UNITEDHEALTH GROUP INC										
830	878	41912-00088	00000	02/06/13	04/09/13	236,000	14,633.04	13,531.44	1,101.60	.00
TOTAL-SHORT						236,000	14,633.04	13,531.44	1,101.60	.00
ASSET 92276F100 VENTAS INC										
830	660	41988-00003	00000	10/19/12	06/24/13	25,000	1,642.03	1,615.96	26.07	.00
830	660	41988-00003	00000	07/05/12	06/24/13	22,000	1,444.98	1,395.68	49.30	.00
830	660	42030-00001	00000	07/05/12	08/05/13	2,000	130.10	126.88	3.22	.00
830	660	42030-00001	00000	06/22/12	08/05/13	38,000	2,471.83	2,294.61	177.22	.00
TOTAL-SHORT						87,000	5,688.94	5,433.13	75.37	.00
TOTAL-LONG									180.44	.00
ASSET 922908769 VANGUARD TOTAL STOCK MARKET										
ETF										
830	000	41905-00007	00000	05/08/12	04/02/13	5,000,000	403,041.46	350,850.00	52,191.46	.00

REPORT: TMS-TX-23
 BANK 21 PNC BANK (21)
 REGION 47 DELAWARE
 OFFICE 001 C & E

GAIN/LOSS FEDERAL REPORT INTERNAL USE ONLY
 ACCOUNT 1127289 COMMON WEALTH TRUST
 FROM: 01/01/13 TO: 12/31/13

PAGE: 41
 RUN DATE: 02/17/14

TAX CODE	OR-OFF SERIAL	SEQ LOT#	ACQUIRED	TRADE	DATES	UNITS	PROCEEDS	TAX COST	FEDERAL G/L	STATE G/L
ASSET 922908769 (CONT'D)						5,000.000	403,041.46	350,850.00	52,191.46	.00
TOTAL-SHORT										
ASSET 92532F100 VERTEX PHARMACEUTICALS INC						8,000	641.09	467.97	173.12 S	.00
830	660	41929-00001	00000	10/04/12	04/24/13	16,000	1,290.44	935.93	354.51 S	.00
830	660	41994-00003	00000	10/04/12	06/28/13	19,000	1,519.72	1,111.42	408.30 S	.00
830	660	42000-00004	00000	10/04/12	07/03/13					
TOTAL-SHORT						43,000	3,451.25	2,515.32	935.93	.00
ASSET 92857M209 VODAFONE GROUP PLC SPONSORED ADR NEW						179,000	4,671.79	4,319.27	352.52 L	.00
830	721	41861-00002	00000	10/23/06	02/14/13	52,000	1,357.17	1,014.52	342.65 L	.00
830	721	41861-00002	00000	06/30/09	02/14/13					
TOTAL-LONG						231,000	6,028.96	5,333.79	695.17	.00
ASSET 931422109 WALGREEN CO						185,000	9,143.01	8,876.21	266.80 S	.00
830	878	41932-00006	00000	04/09/13	04/29/13					
TOTAL-SHORT						185,000	9,143.01	8,876.21	266.80	.00
ASSET 949746101 WELLS FARGO & COMPANY						832,000	30,867.34	26,687.31	4,180.03 L	.00
830	878	41912-00092	00000	10/08/08	04/09/13	70,000	2,597.01	1,679.71	917.30 L	.00
830	878	41912-00092	00000	09/06/11	04/09/13	168,000	6,232.83	2,673.48	3,559.35 L	.00
830	878	41912-00092	00000	01/26/09	04/09/13					
TOTAL-LONG						1,070,000	39,697.18	31,040.50	8,656.68	.00
ASSET 98389B100 XCEL ENERGY INC						53,000	1,583.68	1,151.76	431.92 L	.00
830	660	42023-00001	00000	08/04/10	07/29/13					
TOTAL-LONG						53,000	1,583.68	1,151.76	431.92	.00
ASSET 98419M100 XYLEM INC						39,000	983.57	1,089.41	105.84-S	.00
830	660	42028-00003	00000	07/05/13	08/01/13	2,000	50.44	53.69	3.25-S	.00
830	660	42028-00003	00000	04/30/13	08/01/13	99,000	2,435.48	2,657.66	222.18-S	.00
830	660	42051-00004	00000	04/30/13	08/26/13					

REPORT: TMS-TX-23
 BANK 21 PNC BANK (21)
 REGION 47 DELAWARE
 OFFICE 001 C & E

GAIN/LOSS FEDERAL REPORT INTERNAL USE ONLY
 ACCOUNT 1127289 COMMON WEALTH TRUST
 FROM: 01/01/13 TO: 12/31/13

PAGE: 42
 RUN DATE: 02/17/14

TAX CODE	OR-OFF SERIAL	SEQ LOT#	DATES ACQUIRED	TRADE	UNITS	PROCEEDS	TAX COST	FEDERAL G/L	STATE G/L
ASSET 98419M100 (CONT'D)									
TOTAL-SHORT					140.000	3,469.49	3,800.76	331.27-	.00
LISTED SALES-TOTAL SHORT					32,997.881	1523,152.49	1406,690.17		
LONG					198,384.753	2306,354.86	1781,519.90		
CAPITAL GAIN DISTRIBUTIONS									
GRAND TOTAL-SHORT					231,382.634	3829,507.35	3188,210.07	4,532.34 L	.00 L
-LONG								116,462.32	
CARRYOVER (CURRENT)								529,367.30	.00 S
									.00 M
									.00 L

STATEMENT OF INVESTMENTS

AS OF 12/31/13

ACCOUNT 21-47-501-1127289 COMMON WEALTH TRUST CONS

PAR VALUE /SHARES	INVESTMENT DESCRIPTION	CARRYING VALUE	TAX COST	MARKET VALUE	% OF MARKET	ESTIMATED INCOME	YIELD AT MARKET	MARKET UNIT PRICE
CASH EQUIVALENTS								
7,259.910	BLACKROCK FUNDS MONEY MARKET INSTITUTIONAL SHARES #01 ACCOUNT 21-47-878-1127289	7,259.91	7,259.91	7,259.91	.090			1.000
29,394.560	BLACKROCK FUNDS MONEY MARKET INSTITUTIONAL SHARES #01 ACCOUNT 21-47-721-1127289	29,394.56	29,394.56	29,394.56	.364			1.000
5,815.690	BLACKROCK FUNDS MONEY MARKET INSTITUTIONAL SHARES #01 ACCOUNT 21-47-660-1127289	5,815.69	5,815.69	5,815.69	.072			1.000
234,745.460	BLACKROCK FUNDS MONEY MARKET INSTITUTIONAL SHARES #01 (INCOME INVESTMENT) ACCOUNT 21-47-001-1127289	234,745.46	234,745.46	234,745.46	2.905			1.000
173,372.670	BLACKROCK FUNDS MONEY MARKET INSTITUTIONAL SHARES #01 ACCOUNT 21-47-001-1127289	173,372.67	173,372.67	173,372.67	2.146			1.000
TOTAL CASH EQUIVALENTS		450,588.29	450,588.29	450,588.29	5.577			
COMMON STOCK								
72.000	WR BERKLEY CORP	1,818.40	1,676.88	3,124.08	.039	28.80	.922	43.390



STATEMENT OF INVESTMENTS

AS OF 12/31/13

ACCOUNT
21-47-501-1127289

COMMON WEALTH TRUST CONS

PAGE 3

PAR VALUE /SHARES	INVESTMENT DESCRIPTION	CARRYING VALUE	TAX COST	MARKET VALUE	% OF MARKET	ESTIMATED INCOME	YIELD AT MARKET	MARKET UNIT PRICE
92.000	WILLIS GROUP HOLDINGS PLC SEDOL B4XGY11 ISIN IE00B4XGY116	3,621.14	3,529.59	4,122.52	.051	110.40	2.678	44.810
75.000	WASTE CONNECTIONS INC	2,502.69	2,502.69	3,272.25	.040	34.50	1.054	43.630
300.000	L BRANDS INC	14,027.85	14,027.85	18,555.00	.230	408.00	2.199	61.850
128.000	CANON INC SPONS ADR	4,601.24	4,510.18	4,096.00	.051	150.78	3.681	32.000
43.000	MONSTER BEVERAGE CORPORATION	2,489.63	2,489.63	2,914.11	.036			67.770
37.000	TRW AUTOMOTIVE HOLDINGS CORP	1,149.57	1,149.57	2,752.43	.034			74.390
940.000	TURKIYE GARANTI BANKASI ADR	5,099.78	5,099.78	3,017.40	.037	55.58	1.842	3.210
71.000	FIDELITY NATIONAL INFORMATION	2,268.01	2,268.01	3,811.28	.047	68.16	1.788	53.680
257.000	MFA FINANCIAL INC	1,939.61	1,939.61	1,814.42	.022	205.60	11.331	7.060
160.000	POLYCOM INC	2,303.12	1,738.51	1,796.80	.022			11.230
14.000	PIONEER NAT RES CO	1,320.22	949.43	2,576.98	.032	1.12	.043	184.070
112.000	DAIHATSU MTR CO LTD ADR	4,425.29	4,425.29	3,785.60	.047	105.28	2.781	33.800
26.000	WHIRLPOOL CORP	2,857.65	2,857.65	4,078.36	.050	65.00	1.594	156.860
79.000	LAM RESEARCH CORP	2,869.63	2,635.27	4,301.55	.053			54.450
28.000	GREEN MTN COFFEE ROASTERS INC	2,077.46	2,077.46	2,115.12	.026	28.00	1.324	75.540



STATEMENT OF INVESTMENTS

AS OF 12/31/13

ACCOUNT 21-47-501-1127289 COMMON WEALTH TRUST CONS

PAR VALUE /SHARES	INVESTMENT DESCRIPTION	CARRYING VALUE	TAX COST	MARKET VALUE	% OF MARKET	ESTIMATED INCOME	YIELD AT MARKET	MARKET UNIT PRICE
95.000	AON PLC ACCOUNT 21-47-721-1127289	6,231.74	6,231.74	7,969.55	.099	66.50	.834	83.890
51.000	ACCENTURE PLC CLASS A ISIN IE00B4BNM34 SEDOL B4BNM3 ACCOUNT 21-47-721-1127289	1,557.81	1,535.84	4,193.22	.052	94.86	2.262	82.220
64.000	DELPHI AUTOMOTIVE PLC SEDOL B783TY6 ISIN JE00B783TY65 ACCOUNT 21-47-721-1127289	3,868.25	3,868.25	3,848.32	.048	64.00	1.663	60.130
24.000	DELPHI AUTOMOTIVE PLC SEDOL B783TY6 ISIN JE00B783TY65 ACCOUNT 21-47-660-1127289	-24.88	-24.88	1,443.12	.018	24.00	1.663	60.130
195.000	EATON CORP PLC SEDOL B8KQK82 ISIN IE00B8KQK827 ACCOUNT 21-47-878-1127289	11,746.60	11,746.60	14,843.40	.184	327.60	2.207	76.120
395.000	ENSCO PLC CLASS A SEDOL B4VLR19 ISIN BR00B4VLR192 ACCOUNT 21-47-878-1127289	23,418.48	23,418.48	22,586.10	.280	888.75	3.935	57.180
31.000	EVEREST RE GROUP LTD ACCOUNT 21-47-660-1127289	2,727.62	2,534.68	4,831.97	.060	93.00	1.925	155.870
179.000	INVESCO LTD ISIN BMG491BT1088 SEDOL B28XP76 ACCOUNT 21-47-660-1127289	4,157.33	3,119.11	6,515.60	.081	161.10	2.473	36.400



STATEMENT OF INVESTMENTS

AS OF 12/31/13

PAGE 5

ACCOUNT
21-47-501-1127289
COMMON WEALTH TRUST
CONS

PAR VALUE /SHARES	INVESTMENT DESCRIPTION	CARRYING VALUE	TAX COST	MARKET VALUE	% OF MARKET	ESTIMATED INCOME	YIELD AT MARKET	MARKET UNIT PRICE
460.000	INVECO LTD ISIN BMG491BT1088 SEDOL B28XP76 ACCOUNT 21-47-878-1127289	15,311.61	15,311.61	16,744.00	.207	414.00	2.473	36.400
81.000	VALIDUS HOLDINGS LTD ISIN BMG9319H1025 SEDOL B23HRW2 ACCOUNT 21-47-660-1127289	3,177.49	3,177.49	3,263.49	.040	97.20	2.978	40.290
151.000	XL GROUP PLC SEDOL B5LRL2 ISIN IE00B5LRL125 ACCOUNT 21-47-660-1127289	2,111.64	2,111.64	4,807.84	.059	96.64	2.010	31.840
143.000	TYCO INTERNATIONAL LTD SEDOL: B64GC98 ISIN: CH010383485 ACCOUNT 21-47-660-1127289	5,260.68	5,260.68	5,868.72	.073	91.52	1.559	41.040
186.000	UBS AG - NEW ISIN CH0024899483 SEDOL B18YFJ4 ACCOUNT 21-47-721-1127289	3,854.74	3,854.74	3,580.50	.044	369.02	10.306	19.250
193.000	CHECK POINT SOFTWARE TECH SEDOL 2181334 ISIN IL0010824113 ACCOUNT 21-47-721-1127289	8,899.45	8,872.44	12,448.31	.154			64.499
75.000	ASML HOLDING NV-NY SEDOL B908F01 ISIN USN070592100 ACCOUNT 21-47-721-1127289	5,157.90	5,157.90	7,027.50	.087	53.25	.758	93.700
265.000	LYONDELLBASELL INDUSTRIES N.V. ISIN NL0009434992 SEDOL B3SPXZ3 ACCOUNT 21-47-878-1127289	16,427.99	16,427.99	21,274.20	.263	636.00	2.990	80.280



STATEMENT OF INVESTMENTS

AS OF 12/31/13

PAGE 6

COMMON WEALTH TRUST CONS

ACCOUNT
21-47-501-1127289

PAR VALUE /SHARES	INVESTMENT DESCRIPTION	CARRYING VALUE	TAX COST	MARKET VALUE	% OF MARKET	ESTIMATED INCOME	YIELD AT MARKET	MARKET UNIT PRICE
150.000	NIELSEN HOLDINGS N.V. SEDOL B4NTRF5 ACCOUNT 21-47-721-1127289	5,537.17	5,537.17	6,883.50	.085	120.00	1.743	45.890
545.000	AT&T INC ACCOUNT 21-47-878-1127289	20,519.25	20,519.25	19,162.20	.237	1,002.00	5.233	35.160
107.000	AETNA INC NEW ACCOUNT 21-47-660-1127289	4,838.47	4,255.90	7,339.13	.091	96.30	1.312	68.590
145.000	AGILENT TECHNOLOGIES (IPO) ACCOUNT 21-47-660-1127289	6,854.72	6,854.72	8,292.55	.103	76.56	.923	57.190
34.000	AGRIUM INC SEDOL 2015E30 ISIN CA0089161081 ACCOUNT 21-47-721-1127289	3,528.30	3,528.30	3,110.32	.038	102.00	3.279	91.480
358.000	AKZO NOBEL N V ADR ACCOUNT 21-47-721-1127289	6,642.18	6,610.38	9,261.46	.115	185.09	1.998	25.870
157.000	ALTERA CORP ACCOUNT 21-47-660-1127289	5,352.85	5,290.37	5,104.23	.063	94.20	1.846	32.511
155.000	AMGEN INC ACCOUNT 21-47-878-1127289	17,514.98	17,514.98	17,682.40	.219	378.20	2.139	114.080
65.000	APPLE INC ACCOUNT 21-47-878-1127289	29,477.29	29,477.29	36,466.30	.451	793.00	2.175	561.020
281.000	APPLIED MATERIALS INC ACCOUNT 21-47-660-1127289	4,843.91	4,843.91	4,968.08	.061	112.40	2.262	17.680



STATEMENT OF INVESTMENTS

AS OF 12/31/13

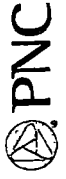
ACCOUNT
21-47-501-1127289

COMMON WEALTH TRUST

CONS

PAGE 7

PAR VALUE /SHARES	INVESTMENT DESCRIPTION	CARRYING VALUE	TAX COST	MARKET VALUE	% OF MARKET	ESTIMATED INCOME	YIELD AT MARKET	MARKET UNIT PRICE
78.000	ARKEMA ADR W/I SPONSORED ADR ISIN US0412321095 SEDOL B14NHP2 ACCOUNT 21-47-721-1127289	6,107.21	6,069.51	9,114.30	.113	156.00	1.712	116.850
59.000	ARMSTRONG WORLD INDUSTRIE - WI ACCOUNT 21-47-660-1127289	3,176.03	3,176.03	3,398.99	.042			57.610
35.000	ASHLAND INC ACCOUNT 21-47-660-1127289	3,026.25	3,026.25	3,396.40	.042	47.60	1.401	97.040
51.000	AVALONBAY COMMUNITIES INC REIT ACCOUNT 21-47-660-1127289	6,371.74	6,364.94	6,029.73	.075	236.64	3.925	118.230
865.000	BB&T CORP ACCOUNT 21-47-878-1127289	27,097.19	27,097.19	32,281.80	.399	795.80	2.465	37.320
61.000	BASF SE SPONSORED ADR ACCOUNT 21-47-721-1127289	3,137.42	1,750.27	6,575.19	.081	150.43	2.288	107.790
32.000	BAIDU INC ACCOUNT 21-47-721-1127289	3,661.02	3,661.02	5,692.16	.070			177.880
87.000	BANK OF NOVA SCOTIA SEDOL 2076281 ISIN CA06641491075 ACCOUNT 21-47-721-1127289	4,534.10	4,534.10	5,441.85	.067	193.14	3.549	62.550
42.000	BARD C R INC ACCOUNT 21-47-660-1127289	5,041.98	5,041.98	5,625.48	.070	35.20	.627	133.940
300.000	BAXTER INTERNATIONAL INC ACCOUNT 21-47-878-1127289	21,607.30	21,607.30	20,865.00	.258	588.00	2.818	69.550



STATEMENT OF INVESTMENTS

AS OF 12/31/13

PAGE 8

ACCOUNT 21-47-501-1127289 COMMON WEALTH TRUST CONS

PAR VALUE /SHARES	INVESTMENT DESCRIPTION	CARRYING VALUE	TAX COST	MARKET VALUE	% OF MARKET	ESTIMATED INCOME	YIELD AT MARKET	MARKET UNIT PRICE
45.000	BAYER A G SPONSORED ADR ACCOUNT 21-47-721-1127289	4,858.80	4,858.80	6,390.00	.079	81.23	1.271	142.000
140.000	BOEING CO ACCOUNT 21-47-878-1127289	12,101.57	12,101.57	19,108.60	.236	408.80	2.139	136.490
382.000	BRAMBLES LTD UNSPON ADR ACCOUNT 21-47-721-1127289	5,856.29	5,856.29	6,738.48	.083	185.65	2.755	17.640
525.000	BUNZL PLC SPONS ADR ACCOUNT 21-47-721-1127289	6,666.03	6,286.56	12,631.50	.156	236.78	1.875	24.060
107.000	CIT GROUP INC ACCOUNT 21-47-660-1127289	4,021.42	4,021.42	5,577.91	.069	42.80	.767	52.130
22.000	CNOOC LTD SPON ADR ACCOUNT 21-47-721-1127289	4,332.77	4,332.77	4,128.52	.051	145.53	3.525	187.660
525.000	CA INC ACCOUNT 21-47-878-1127289	12,816.25	12,816.25	17,666.25	.219	525.00	2.972	33.650
173.000	CALPINE CORP ACCOUNT 21-47-660-1127289	3,203.88	3,081.62	3,375.23	.042			19.510
70.000	CAMDEN PROPERTY REIT ACCOUNT 21-47-660-1127289	4,275.93	4,275.93	3,981.60	.049	184.80	4.641	56.880
96.000	CAMERON INTL CORP ACCOUNT 21-47-660-1127289	4,978.06	4,781.11	5,714.88	.071			59.530



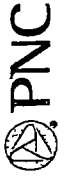
STATEMENT OF INVESTMENTS

AS OF 12/31/13

PAGE 9

ACCOUNT 21-47-501-1127289 COMMON WEALTH TRUST CONS

PAR VALUE /SHARES	INVESTMENT DESCRIPTION	CARRYING VALUE	TAX COST	MARKET VALUE	% OF MARKET	ESTIMATED INCOME	YIELD AT MARKET	MARKET UNIT PRICE
375.000	CAPITAL ONE FINANCIAL CORP ACCOUNT 21-47-878-1127289	25,592.23	25,592.23	28,728.75	.356	450.00	1.566	76.610
121.000	CARDINAL HEALTH INC ACCOUNT 21-47-660-1127289	5,800.16	5,800.16	8,084.01	.100	146.41	1.811	66.810
121.000	CAREFUSION CORP ACCOUNT 21-47-660-1127289	4,585.51	4,585.51	4,818.22	.060			39.820
64.000	CARLISLE COMPANIES INC ACCOUNT 21-47-660-1127289	4,043.45	4,043.45	5,081.60	.063	56.32	1.108	79.400
79.000	CELANESE CORP-SERIES A ACCOUNT 21-47-660-1127289	3,590.70	3,538.26	4,369.49	.054	56.88	1.302	55.310
127.000	CENOVUS ENERGY INC ISIN CA15135U109 SEDOL B5BQMT4 ACCOUNT 21-47-721-1127289	3,852.54	3,596.19	3,638.55	.045	122.94	3.379	28.650
261.000	CHESAPEAKE ENERGY CORP ACCOUNT 21-47-660-1127289	5,759.93	5,638.62	7,083.54	.088	91.35	1.290	27.140
470.000	CHEVRON CORPORATION ACCOUNT 21-47-878-1127289	55,643.07	55,643.07	58,707.70	.727	1,880.00	3.202	124.910
185.000	CHINA MOBILE LTD SPON ADR ACCOUNT 21-47-721-1127289	10,113.13	9,423.81	9,673.65	.120	372.78	3.854	52.290
315.000	CHUBB CORP ACCOUNT 21-47-878-1127289	27,874.26	27,874.26	30,438.45	.377	554.40	1.821	96.630
165.000	CIELO S.A. ADR ACCOUNT 21-47-721-1127289	3,713.42	3,713.42	4,620.00	.057	148.34	3.211	28.000

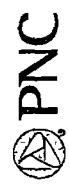


STATEMENT OF INVESTMENTS

AS OF 12/31/13

ACCOUNT 21-47-501-1127289 COMMON WEALTH TRUST CONS PAGE 11

PAR VALUE /SHARES	INVESTMENT DESCRIPTION	CARRYING VALUE	TAX COST	MARKET VALUE	% OF MARKET	ESTIMATED INCOME	YIELD AT MARKET	MARKET UNIT PRICE
880.000	DEUTSCHE BOERSE AG UNSPN ADR ACCOUNT 21-47-721-1127289	5,854.54	5,849.85	7,260.00	.090	158.40	2.182	8.250
535.000	DISCOVER FINANCIAL W/I ACCOUNT 21-47-878-1127289	23,198.62	23,198.62	29,933.25	.370	428.00	1.430	55.950
235.000	DUPONT E I DE NEMOURS & CO ACCOUNT 21-47-878-1127289	11,505.34	11,505.34	15,267.95	.189	423.00	2.771	64.970
37.000	EQT CORPORATION ACCOUNT 21-47-660-1127289	3,225.28	3,225.28	3,321.86	.041	4.44	.134	89.780
117.000	EDISON INTL ACCOUNT 21-47-660-1127289	5,488.42	5,488.42	5,417.10	.067	166.14	3.067	46.300
66.000	ENBRIDGE INC SEDOL 2478906 ISIN CA29250N1050 ACCOUNT 21-47-721-1127289	3,094.16	3,094.16	2,970.24	.037	89.15	3.001	43.680
698.000	ERICSSON SPON ADR ACCOUNT 21-47-721-1127289	8,212.05	8,109.36	8,543.52	.106	205.21	2.402	12.240
843.000	EUTELSAT COMMUNICAT-UNSP ADR ADR SEDOL BOX3LL5 ISIN US29888Q1085 ACCOUNT 21-47-721-1127289	6,420.71	6,420.71	6,533.25	.081	224.24	3.432	7.750
420.000	EXXON MOBIL CORP ACCOUNT 21-47-878-1127289	37,341.99	37,341.99	42,504.00	.526	1,058.40	2.490	101.200
400.000	FANUC CORP ADR ACCOUNT 21-47-721-1127289	10,956.08	10,956.08	12,284.00	.152	82.40	.671	30.710



STATEMENT OF INVESTMENTS

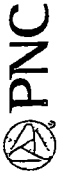
AS OF 12/31/13

ACCOUNT
21-47-501-1127289

COMMON WEALTH TRUST CONS

PAGE 12

PAR VALUE /SHARES	INVESTMENT DESCRIPTION	CARRYING VALUE	TAX COST	MARKET VALUE	% OF MARKET	ESTIMATED INCOME	YIELD AT MARKET	MARKET UNIT PRICE
705.000	FIDELITY NATIONAL FINANCIAL INC CL A	18,385.84	18,385.84	22,877.25	.283	507.60	2.219	32.450
	ACCOUNT 21-47-878-1127289							
1,760.000	FIRST NIAGARA FINL GROUP INC NEW	16,488.72	16,488.72	18,691.20	.231	563.20	3.013	10.620
	ACCOUNT 21-47-878-1127289							
78.000	FIRST REPUBLIC BANK/FRAN	2,391.10	2,391.10	4,083.30	.051	37.44	.917	52.350
	ACCOUNT 21-47-660-1127289							
151.000	FIRSTENERGY CORP	5,606.31	5,606.31	4,979.98	.062	217.44	4.366	32.900
	ACCOUNT 21-47-660-1127289							
575.000	FOOT LOCKER INC	19,753.39	19,753.39	23,828.00	.295	506.00	2.124	41.440
	ACCOUNT 21-47-878-1127289							
935.000	FORD MOTOR COMPANY	12,857.20	11,968.00	14,427.05	.179	467.50	3.240	15.430
	ACCOUNT 21-47-878-1127289							
180.000	GENERAL DYNAMICS CORP	15,715.94	15,715.94	17,199.00	.213	403.20	2.344	95.550
	ACCOUNT 21-47-878-1127289							
2,900.000	GENERAL ELECTRIC CO	66,637.36	66,637.36	81,287.00	1.006	2,552.00	3.139	28.030
	ACCOUNT 21-47-878-1127289							
255.000	GENWORTH FINL INC COM CL A	2,692.77	2,692.77	3,960.15	.049			15.530
	ACCOUNT 21-47-660-1127289							
436.000	GIVUADAN USNPON ADR MARKETS FRAGRANCES & FLAVORS	6,603.29	6,037.84	12,478.32	.154	431.20	3.456	28.620
	ACCOUNT 21-47-721-1127289							



STATEMENT OF INVESTMENTS

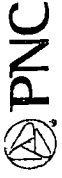
AS OF 12/31/13

ACCOUNT
21-47-501-1127289

COMMON WEALTH TRUST CONS

PAGE 10

PAR VALUE /SHARES	INVESTMENT DESCRIPTION	CARRYING VALUE	TAX COST	MARKET VALUE	% OF MARKET	ESTIMATED INCOME	YIELD AT MARKET	MARKET UNIT PRICE
44.000	CIMAREX ENERGY CO ACCOUNT 21-47-660-1127289	3,353.29	3,184.55	4,616.04	.057	24.64	.534	104.910
1,365.000	CISCO SYSTEMS INC ACCOUNT 21-47-878-1127289	28,548.31	28,548.31	30,616.95	.379	1,037.40	3.388	22.430
79.000	CITRIX SYSTEMS INC ACCOUNT 21-47-660-1127289	4,671.39	4,671.39	4,996.75	.062			63.250
505.000	COMPAGNIE FINANCIERE RICHEMONT A SWITZ ADR ACCOUNT 21-47-721-1127289	5,135.24	5,135.24	5,050.00	.062	30.95	.613	10.000
550.000	CONDOPHILLIPS ACCOUNT 21-47-878-1127289	33,420.23	33,420.23	38,857.50	.481	1,518.00	3.907	70.650
54.000	CONSTELLATION BRANDS INC CL A ACCOUNT 21-47-660-1127289	1,402.80	1,158.74	3,800.52	.047			70.300
1,255.000	CORNING INC ACCOUNT 21-47-878-1127289	17,687.64	17,687.64	22,364.10	.277	502.00	2.245	17.820
212.000	CORUS ENTERTAINMENT INC B SH ISIN CA2208741017 SEDOL 2591513 ACCOUNT 21-47-721-1127289	3,838.05	3,836.76	5,126.16	.063	212.85	4.152	24.180
49.000	CRANE CO ACCOUNT 21-47-660-1127289	3,187.40	3,187.40	3,295.25	.041	58.80	1.784	67.250
247.000	DDR CORP ACCOUNT 21-47-660-1127289	4,556.14	4,556.14	3,796.39	.047	153.14	4.034	15.370



STATEMENT OF INVESTMENTS

AS OF 12/31/13

PAGE 13

ACCOUNT 21-47-501-1127289 COMMON WEALTH TRUST CONS

PAR VALUE /SHARES	INVESTMENT DESCRIPTION	CARRYING VALUE	TAX COST	MARKET VALUE	% OF MARKET	ESTIMATED INCOME	YIELD AT MARKET	MARKET UNIT PRICE
480.000	GLAXO SMITHKLINE ADR ACCOUNT 21-47-878-1127289	25,050.54	25,050.54	25,627.20	.317	1,185.12	4.624	53.390
128.000	GRUPO FIN BANORTE SPON ADR ACCOUNT 21-47-721-1127289	4,982.14	4,982.14	4,485.12	.056	49.79	1.110	35.040
230.000	HELMERICH & PAYNE INC ACCOUNT 21-47-878-1127289	14,512.86	14,512.86	19,338.40	.239	575.00	2.973	84.080
101.000	HENKEL AG & COMPANY KGAA SPONS ADR PFD ADR ACCOUNT 21-47-721-1127289	10,081.52	10,081.52	11,784.68	.146	90.09	.764	116.680
210.000	HOME DEPOT INC ACCOUNT 21-47-878-1127289	14,972.90	14,972.90	17,291.40	.214	394.80	2.283	82.340
68.000	HUMANA INC ACCOUNT 21-47-660-1127289	5,864.37	5,864.37	7,018.96	.087	73.44	1.046	103.220
478.000	HUNTINGTON BANCSHARES INC ACCOUNT 21-47-660-1127289	4,116.30	4,116.30	4,612.70	.057	95.60	2.073	9.650
258.000	ICAP PLC SPON ADR ISIN US4509361097 SEDDL B0417X4 ACCOUNT 21-47-721-1127289	3,114.36	3,013.89	3,913.86	.048	166.15	4.245	15.170
115.000	ICICI BANK LTD SPON ADR ACCOUNT 21-47-721-1127289	5,038.18	5,038.18	4,274.55	.053	76.71	1.795	37.170
379.000	INDUSTRIAL & COML BK CHINA UNSPON ADR ACCOUNT 21-47-721-1127289	5,308.64	5,241.59	5,146.82	.064	245.59	4.772	13.580



STATEMENT OF INVESTMENTS

AS OF 12/31/13

PAGE 14

ACCOUNT
21-47-501-1127289

COMMON WEALTH TRUST CONS

PAR VALUE /SHARES	INVESTMENT DESCRIPTION	CARRYING VALUE	TAX COST	MARKET VALUE	% OF MARKET	ESTIMATED INCOME	YIELD AT MARKET	MARKET UNIT PRICE
123.000	ING US INC ACCOUNT 21-47-660-1127289	2,469.41	2,450.16	4,323.45	.054	4.92	.114	35.150
51.000	INGREDION INC ACCOUNT 21-47-660-1127289	3,692.50	3,692.50	3,491.46	.043	85.68	2.454	68.460
530.000	INTEL CORP ACCOUNT 21-47-878-1127289	11,400.30	11,400.30	13,756.15	.170	477.00	3.468	25.955
362.000	INTERNATIONAL PAPER CO ACCOUNT 21-47-878-1127289	16,911.30	16,911.30	17,748.86	.220	506.80	2.855	49.030
1,210.000	JPMORGAN CHASE & CO ACCOUNT 21-47-878-1127289	60,111.54	60,111.54	70,760.80	.876	1,839.20	2.599	58.480
146.000	JARDINE MATHESON HLDGS LTD ADR	9,461.86	9,455.40	7,710.26	.095	187.61	2.433	52.810
245.000	JOHNSON & JOHNSON ACCOUNT 21-47-878-1127289	19,964.93	19,964.93	22,439.55	.278	646.80	2.882	91.590
305.000	JOHNSON CONTROLS INC ACCOUNT 21-47-878-1127289	10,171.60	10,171.60	15,646.50	.194	268.40	1.715	51.300
406.000	JULIS BAER GROUP LTD UN SPON ADR	3,909.51	3,909.51	3,917.90	.048	44.25	1.129	9.650
279.000	JUNIPER NETWORKS INC ACCOUNT 21-47-660-1127289	5,147.54	5,147.54	6,297.03	.078			22.570
97.000	KBR INC ACCOUNT 21-47-660-1127289	3,200.63	3,200.63	3,093.33	.038	31.04	1.003	31.890



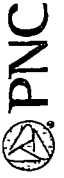
STATEMENT OF INVESTMENTS

AS OF 12/31/13

PAGE 15

ACCOUNT 21-47-501-1127289 COMMON WEALTH TRUST CONS

PAR VALUE /SHARES	INVESTMENT DESCRIPTION	CARRYING VALUE	TAX COST	MARKET VALUE	% OF MARKET	ESTIMATED INCOME	YIELD AT MARKET	MARKET UNIT PRICE
95.000	KIMBERLY-CLARK CORP ACCOUNT 21-47-878-1127289	9,423.93	9,423.93	9,923.70	.123	319.20	3.217	104.460
622.000	KONINKLIHKE AHOLD SP ADR ISIN US5004674025 SEDOL 2037813 ACCOUNT 21-47-721-1127289	7,039.23	6,940.79	11,202.22	.139	297.32	2.654	18.010
185.000	L OREAL CO UNSPONSORED ADR ACCOUNT 21-47-721-1127289	3,984.77	3,812.44	6,502.75	.080	86.77	1.334	35.150
36.000	LABORATORY CORP OF AMERICA HLDG ACCOUNT 21-47-660-1127289	3,285.36	3,285.36	3,289.32	.041			91.370
245.000	LIBERTY INTERACTIVE CORP SER A ACCOUNT 21-47-660-1127289	3,274.50	2,987.55	7,190.75	.089			29.350
38.000	LIBERTY MEDIA CORP ACCOUNT 21-47-660-1127289	4,827.17	4,724.33	5,559.10	.069			146.292
395.000	LILLY ELI & CO ACCOUNT 21-47-878-1127289	22,315.30	22,315.30	20,145.00	.249	774.20	3.843	51.000
160.000	LINCOLN NATIONAL CORP ACCOUNT 21-47-660-1127289	7,102.88	7,102.88	8,259.20	.102	102.40	1.240	51.620
658.000	LINDE AG SPONSORED ADR ACCOUNT 21-47-721-1127289	8,874.71	8,677.26	13,819.97	.171	156.60	1.133	21.003
176.000	LOUISIANA PACIFIC CORP ACCOUNT 21-47-660-1127289	3,309.57	3,309.57	3,257.76	.040			18.510



STATEMENT OF INVESTMENTS

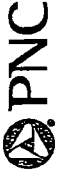
AS OF 12/31/13

ACCOUNT
21-47-501-1127289

PAGE 16

COMMON WEALTH TRUST CONS

PAR VALUE /SHARES	INVESTMENT DESCRIPTION	CARRYING VALUE	TAX COST	MARKET VALUE	% OF MARKET	ESTIMATED INCOME	YIELD AT MARKET	MARKET UNIT PRICE
68.000	M&T BK CORP ACCOUNT 21-47-660-1127289	5,337.90	5,018.51	7,916.56	.098	190.40	2.405	116.420
170.000	M&T BK CORP ACCOUNT 21-47-878-1127289	17,256.63	17,256.63	19,791.40	.245	476.00	2.405	116.420
246.000	MGM RESORTS INTERNATIONAL ACCOUNT 21-47-660-1127289	3,267.82	3,246.58	5,785.92	.072	98.40	1.701	23.520
34.000	MACY'S INC ACCOUNT 21-47-660-1127289	1,071.06	1,050.59	1,815.60	.022	34.00	1.873	53.400
130.000	MARATHON PETROLEUM CORP ACCOUNT 21-47-878-1127289	10,869.07	10,869.07	11,924.90	.148	218.40	1.831	91.730
166.000	MAXIM INTERGRATED PRODUCTS INC ACCOUNT 21-47-660-1127289	4,949.60	4,949.60	4,631.40	.057	172.64	3.728	27.900
200.000	MCDONALD'S CORP ACCOUNT 21-47-878-1127289	20,152.00	20,152.00	19,406.00	.240	648.00	3.339	97.030
905.000	MERCK & CO INC ACCOUNT 21-47-878-1127289	41,231.80	41,231.80	45,295.25	.561	1,592.80	3.516	50.050
430.000	METLIFE INC ACCOUNT 21-47-878-1127289	15,699.30	15,699.30	23,185.60	.287	473.00	2.040	53.920
145.000	NASDAQ OMX GROUP INC ACCOUNT 21-47-660-1127289	4,153.73	4,065.21	5,771.00	.071	75.40	1.307	39.800
355.000	NATIONAL FUEL GAS CO ACCOUNT 21-47-878-1127289	21,451.39	21,451.39	25,347.00	.314	532.50	2.101	71.400
103.000	NETAPP INC ACCOUNT 21-47-660-1127289	3,724.47	3,724.47	4,237.42	.052	61.80	1.458	41.140



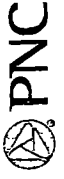
STATEMENT OF INVESTMENTS

AS OF 12/31/13

PAGE 17

ACCOUNT 21-47-501-1127289
 COMMON WEALTH TRUST CONS

PAR VALUE /SHARES	INVESTMENT DESCRIPTION	CARRYING VALUE	TAX COST	MARKET VALUE	% OF MARKET	ESTIMATED INCOME	YIELD AT MARKET	MARKET UNIT PRICE
765.000	NEW GOLD INC ISIN CA6445351068 SEDOL B043N83 ACCOUNT 21-47-721-1127289	7,196.14	7,196.14	4,008.60	.050			5.240
165.000	NEXTERA ENERGY INC ACCOUNT 21-47-878-1127289	13,090.97	13,090.97	14,127.30	.175	478.50	3.587	85.620
220.000	NOKIAN TYRES OYJ ISIN US6528V1070 SEDOL B3MJ3C8 UNSPONSORED ADR ACCOUNT 21-47-721-1127289	4,993.14	4,993.14	5,275.60	.065	173.80	3.294	23.980
836.000	NORDEA BK AB ADR ACCOUNT 21-47-721-1127289	8,947.15	8,928.21	11,294.36	.140	291.76	2.583	13.510
137.000	NOVARTIS AG SPONSORED ADR ACCOUNT 21-47-721-1127289	7,747.45	7,568.70	11,012.06	.136	242.08	2.198	80.380
198.000	NVIDIA CORP ACCOUNT 21-47-660-1127289	2,969.86	2,969.86	3,171.96	.039	67.32	2.122	16.020
341.000	OCCIDENTAL PETROLEUM CORP ACCOUNT 21-47-878-1127289	18,186.65	18,186.66	32,429.10	.401	982.08	3.028	95.100
29.000	OIL STATES INTERNATIONAL INC ACCOUNT 21-47-660-1127289	2,404.69	2,312.02	2,949.88	.037			101.720
33.000	PVH CORP ACCOUNT 21-47-660-1127289	2,457.35	2,439.05	4,488.66	.056	4.95	.110	136.020
120.000	PTC INC ACCOUNT 21-47-660-1127289	1,954.99	1,954.99	4,246.80	.053			35.390



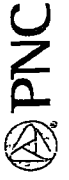
STATEMENT OF INVESTMENTS

AS OF 12/31/13

PAGE 18

ACCOUNT 21-47-501-1127289 COMMON WEALTH TRUST CONS

PAR VALUE /SHARES	INVESTMENT DESCRIPTION	CARRYING VALUE	TAX COST	MARKET VALUE	% OF MARKET	ESTIMATED INCOME	YIELD AT MARKET	MARKET UNIT PRICE
39.000	PACKGING CORP PKG ACCOUNT 21-47-660-1127289	1,688.31	1,688.31	2,467.92	.031	62.40	2.528	63.280
826.000	PARTNER COMMUNICATIONS ADR ISIN US70211M1099 SEDOL 2501738 ACCOUNT 21-47-721-1127289	3,258.74	3,258.74	7,747.88	.096	300.66	3.881	9.380
220.000	PEPSICO INC ACCOUNT 21-47-878-1127289	17,472.31	17,472.31	18,246.80	.226	499.40	2.737	82.940
290.000	PERNOD RICARD SA UNSPONSORED ADR ACCOUNT 21-47-721-1127289	5,815.95	5,815.95	6,588.80	.082	90.48	1.373	22.720
1,645.000	PFIZER INC ACCOUNT 21-47-878-1127289	47,861.28	47,861.28	50,386.35	.624	1,710.80	3.395	30.630
390.000	PINNACLE WEST CAPITAL CORP ACCOUNT 21-47-878-1127289	21,433.23	21,433.23	20,638.80	.255	885.30	4.289	52.920
380.000	PLUM CREEK TIMBER CO INC ACCOUNT 21-47-878-1127289	17,717.39	17,717.39	17,673.80	.219	668.80	3.784	46.510
167.000	PRINCIPAL FINANCIAL GROUP ACCOUNT 21-47-660-1127289	3,863.16	3,588.36	8,234.77	.102	187.04	2.271	49.310
630.000	PROCTER & GAMBLE CO ACCOUNT 21-47-878-1127289	49,548.25	49,548.25	51,288.30	.635	1,515.78	2.955	81.410
319.000	PUBLICIS GROUP SA SPON ADR ACCOUNT 21-47-721-1127289	5,706.23	5,681.65	7,327.43	.091	68.59	.936	22.970
160.000	QUALCOMM ACCOUNT 21-47-878-1127289	10,483.18	10,483.18	11,880.00	.147	224.00	1.886	74.250



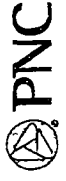
STATEMENT OF INVESTMENTS

AS OF 12/31/13

ACCOUNT 21-47-501-1127289 COMMON HEALTH TRUST CONS

PAGE 19

PAR VALUE /SHARES	INVESTMENT DESCRIPTION	CARRYING VALUE	TAX COST	MARKET VALUE	% OF MARKET	ESTIMATED INCOME	YIELD AT MARKET	MARKET UNIT PRICE
39.000	RANGE RES CORP ACCOUNT 21-47-660-1127289	2,482.28	2,348.65	3,288.09	.041	6.24	.190	84.310
72.000	RAYMOND JAMES FINANCIAL INC ACCOUNT 21-47-660-1127289	3,037.74	3,037.74	3,757.68	.047	46.08	1.226	52.190
207.000	REED ELSEVIER PLC SPON ADR ACCOUNT 21-47-721-1127289	7,846.26	7,658.98	12,430.35	.154	297.67	2.395	60.050
62.000	RELIANCE STL & ALUM CO ACCOUNT 21-47-660-1127289	3,500.32	3,496.00	4,702.08	.058	86.80	1.846	75.840
271.000	ROCHE HOLDING LTD SPONSORED ADR ACCOUNT 21-47-721-1127289	9,827.88	9,588.69	19,024.20	.235	440.10	2.313	70.200
650.000	ROGERS COMMUNICATIONS INC CLASS B NON-VTG TRANSFER RESTRICTED ACCOUNT 21-47-878-1127289	26,472.38	26,472.38	29,412.50	.364	1,080.30	3.673	45.250
250.000	SLM CORP ACCOUNT 21-47-660-1127289	2,865.18	2,207.70	6,570.00	.081	150.00	2.283	26.280
151.000	SABMILLER PLC SPON ADR ACCOUNT 21-47-721-1127289	7,573.86	7,573.86	7,743.28	.096	149.79	1.934	51.280
475.000	SAFEMAY INC NEW ACCOUNT 21-47-878-1127289	11,104.50	11,104.50	15,470.75	.191	380.00	2.456	32.570
372.000	SAFRAN SA UNSPON ADR ACCOUNT 21-47-721-1127289	3,573.60	3,573.60	6,413.28	.079	106.76	1.665	17.240



STATEMENT OF INVESTMENTS

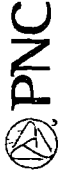
AS OF 12/31/13

ACCOUNT
21-47-501-1127289

COMMON WEALTH TRUST

PAGE 20

PAR VALUE /SHARES	INVESTMENT DESCRIPTION	CARRYING VALUE	TAX COST	MARKET VALUE	% OF MARKET	ESTIMATED INCOME	YIELD AT MARKET	MARKET UNIT PRICE
228.000	SANOFI SPONSORED ADR ACCOUNT 21-47-721-1127289	11,059.97	11,059.97	12,227.64	.151	300.28	2.456	53.630
91.000	SAP AG SPONSORED ADR ACCOUNT 21-47-721-1127289	4,185.99	3,735.26	7,929.74	.098	72.62	.916	87.140
568.000	SBERBANK SPONSORED ADR ACCOUNT 21-47-721-1127289	6,689.87	6,676.27	7,139.76	.088	138.02	1.933	12.570
66.000	SCANA CORP W/I ACCOUNT 21-47-660-1127289	2,391.15	2,300.40	3,097.38	.038	138.60	4.475	46.930
834.000	SCHNEIDER ELECT SA - UNSP ADR ACCOUNT 21-47-721-1127289	10,151.12	9,866.54	14,636.70	.181	311.92	2.131	17.550
44.000	SCRIPPS NETWORKS INTERAC CL A ACCOUNT 21-47-660-1127289	2,708.49	2,708.49	3,802.04	.047	35.20	.926	86.410
81.000	SEMPRA ENERGY ACCOUNT 21-47-660-1127289	5,384.93	5,271.23	7,270.56	.090	213.84	2.941	89.760
500.000	SGS S.A. UNSPONSORED ADR ISIN US8188001049 SEDOL 2565770 ACCOUNT 21-47-721-1127289	6,348.15	6,311.79	11,485.00	.142	86.50	.753	22.970
38.000	SIGNATURE BK NEW YORK N Y ACCOUNT 21-47-660-1127289	2,973.14	2,973.14	4,081.96	.051			107.420
225.000	SILVER WHEATON CORP ISIN CA8283361076 SEDOL B058ZX6 ACCOUNT 21-47-721-1127289	4,570.97	4,273.24	4,562.75	.056	81.00	1.783	20.190



STATEMENT OF INVESTMENTS

AS OF 12/31/13

PAGE 21

ACCOUNT 21-47-501-1127289 COMMON WEALTH TRUST CONS

PAR VALUE /SHARES	INVESTMENT DESCRIPTION	CARRYING VALUE	TAX COST	MARKET VALUE	% OF MARKET	ESTIMATED INCOME	YIELD AT MARKET	MARKET UNIT PRICE
111.000	SODEXHO SA SPON ADR ACCOUNT 21-47-721-1127289	6,330.84	5,857.96	11,259.84	.139	204.80	1.819	101.440
262.000	SOFTBANK CORP UNSPON ADR ACCOUNT 21-47-721-1127289	3,818.20	3,751.18	11,478.22	.142	39.82	.347	43.810
219.000	SONOVA HLDG AG ADR ACCOUNT 21-47-721-1127289	4,982.84	4,982.84	5,891.10	.073	54.31	.922	26.900
69.000	STANLEY BLACK & DECKER INC ACCOUNT 21-47-660-1127289	5,378.13	5,263.69	5,567.61	.069	138.00	2.479	80.690
117.000	STARWOOD PROPERTY TRUST INC ACCOUNT 21-47-660-1127289	2,919.99	2,919.99	3,240.90	.040	215.28	6.643	27.700
76.000	STARWOOD HOTELS & RESORTS WORLDWIDE INC ACCOUNT 21-47-660-1127289	4,443.97	4,443.97	6,038.20	.075	106.40	1.762	79.450
202.000	SVENSKA CELLULOZA AB SP ADR ACCOUNT 21-47-721-1127289	3,603.42	3,603.42	6,237.76	.077	100.19	1.606	30.880
91.000	TANGER FACTORY OUTLET ACCOUNT 21-47-660-1127289	2,249.02	2,249.02	2,913.82	.036	81.90	2.811	32.020
66.000	TAUBMAN CTRS INC ACCOUNT 21-47-660-1127289	4,698.77	4,698.77	4,218.72	.052	132.00	3.129	63.920
121.000	TENET HEALTHCARE CORP ACCOUNT 21-47-660-1127289	5,131.62	5,131.62	5,096.52	.063			42.120



STATEMENT OF INVESTMENTS

AS OF 12/31/13

ACCOUNT
21-47-501-1127289

COMMON WEALTH TRUST CONS

PAGE 22

PAR VALUE /SHARES	INVESTMENT DESCRIPTION	CARRYING VALUE	TAX COST	MARKET VALUE	% OF MARKET	ESTIMATED INCOME	YIELD AT MARKET	MARKET UNIT PRICE
90.000	TEREX CORP NEW ACCOUNT 21-47-660-1127289	3,075.56	3,075.56	3,779.10	.097	18.00	.476	41.990
93.000	TESORO CORP ACCOUNT 21-47-660-1127289	4,455.68	4,300.29	5,440.50	.067	93.00	1.709	58.500
465.000	TEVA PHARMACEUTICAL INDS LTD ADR ACCOUNT 21-47-878-1127289	17,976.67	17,976.67	18,637.20	.231	515.22	2.764	40.080
210.000	TEXTRON INC ACCOUNT 21-47-660-1127289	5,949.13	5,949.13	7,719.60	.096	16.80	.218	36.760
86.000	TINKEN CO ACCOUNT 21-47-660-1127289	4,770.08	4,770.08	4,736.02	.059	86.00	1.816	55.070
123.000	TOLL BROTHERS INC ACCOUNT 21-47-660-1127289	3,949.13	3,949.13	4,551.00	.056			37.000
173.000	TOSHIBA CORP SPONS ADR ACCOUNT 21-47-721-1127289	5,153.86	5,153.86	4,395.93	.054	67.64	1.539	25.410
102.000	TOYOTA MTR CORP ADR 2 COM ACCOUNT 21-47-721-1127289	9,233.71	9,127.34	12,435.84	.154	239.29	1.924	121.920
87.000	TRIUMPH GROUP INC NEW ACCOUNT 21-47-660-1127289	6,667.32	6,667.32	6,618.09	.082	13.92	.210	76.070
486.000	TULLOW OIL PLC UNSPON ADR ISIN US8994152028 SEDOL B4XS8P9 ACCOUNT 21-47-721-1127289	5,579.03	5,579.03	3,431.16	.042	37.92	1.105	7.060



STATEMENT OF INVESTMENTS

AS OF 12/31/13

ACCOUNT
21-47-501-1127289

COMMON WEALTH TRUST CONS

PAGE 23

PAR VALUE /SHARES	INVESTMENT DESCRIPTION	CARRYING VALUE	TAX COST	MARKET VALUE	% OF MARKET	ESTIMATED INCOME	YIELD AT MARKET	MARKET UNIT PRICE
207.000	TWO HARBORS INVESTMENT CORP ACCOUNT 21-47-660-1127289	2,845.53	2,845.53	1,920.96	.024	215.28	11.207	9.280
75.000	TYSON FOODS INC CLASS A ACCOUNT 21-47-660-1127289	1,959.75	1,959.75	2,509.50	.031	22.50	.897	33.460
755.000	US BANCORP DEL COM NEW ACCOUNT 21-47-878-1127289	25,389.06	25,389.06	30,502.00	.377	694.60	2.277	40.400
399.000	UNI CHARM CORP SPON ADR ACCOUNT 21-47-721-1127289	4,990.08	4,990.08	4,516.68	.056	22.12	.490	11.320
239.000	UNILEVER NV NEW YORK SHARES NEW SEDOL 2416542 ISIN US9047847093 ACCOUNT 21-47-721-1127289	6,164.64	5,386.61	9,614.97	.119	291.82	3.035	40.230
83.000	UNITED CONTINENTAL HOLDINGS INC ACCOUNT 21-47-660-1127289	3,154.95	3,154.95	3,139.89	.039			37.830
146.000	UNITED OVERSEAS BK LTD SPONSORED ADR ACCOUNT 21-47-721-1127289	4,089.60	3,998.36	4,908.52	.061	138.55	2.823	33.620
130.000	UNITED PARCEL SERVICE CL B ACCOUNT 21-47-878-1127289	10,829.00	10,829.00	13,660.40	.169	348.40	2.550	105.080
175.000	UNITED TECHNOLOGIES CORP ACCOUNT 21-47-878-1127289	16,413.08	16,413.08	19,915.00	.246	413.00	2.074	113.800
61.000	VALSPAR CORP ACCOUNT 21-47-660-1127289	4,221.21	4,221.21	4,348.69	.054	63.44	1.459	71.290



STATEMENT OF INVESTMENTS

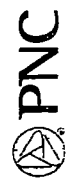
AS OF 12/31/13

ACCOUNT
21-47-501-1127289

COMMON WEALTH TRUST CONS

PAGE 24

PAR VALUE /SHARES	INVESTMENT DESCRIPTION	CARRYING VALUE	TAX COST	MARKET VALUE	% OF MARKET	ESTIMATED INCOME	YIELD AT MARKET	MARKET UNIT PRICE
370.000	VENTAS INC ACCOUNT 21-47-878-1127289	26,292.90	26,292.90	21,193.60	.262	1,073.00	5.063	57.280
255.000	VERIZON COMMUNICATIONS INC ACCOUNT 21-47-878-1127289	12,563.72	12,563.72	12,530.70	.155	540.60	4.314	49.140
176.000	VOLKSWAGEN A G SPONSORED ADR ACCOUNT 21-47-721-1127289	8,194.81	8,194.81	9,933.44	.123	119.86	1.207	56.440
265.000	WALGREEN CO ACCOUNT 21-47-878-1127289	12,714.57	12,714.57	15,221.60	.188	333.90	2.194	57.440
1,092.000	WELLS FARGO & COMPANY ACCOUNT 21-47-878-1127289	23,427.01	12,388.40	49,576.80	.614	1,310.40	2.643	45.400
340.000	WISCONSIN ENERGY CORP ACCOUNT 21-47-878-1127289	14,643.63	14,643.63	14,055.60	.174	530.40	3.774	41.340
315.000	WYNDHAM WORLDWIDE CORP ACCOUNT 21-47-878-1127289	19,973.84	19,973.84	23,212.35	.287	365.40	1.574	73.690
195.000	XCEL ENERGY INC ACCOUNT 21-47-660-1127289	4,854.96	4,582.11	5,448.30	.067	234.00	4.295	27.940
114.000	ZIONS BANCORP ACCOUNT 21-47-660-1127289	2,733.98	2,733.98	3,415.44	.042	18.24	.534	29.960
	TOTAL COMMON STOCK	2,127,486.71	2,101,094.89	2,535,753.10	31.381	62,480.13	2.464	
	LIMITED PARTNERSHIPS							
230.000	ENTERPRISE PRODS PARTNERS L P COM UNIT ACCOUNT 21-47-878-1127289	14,027.47	14,027.47	15,249.00	.189	644.00	4.223	66.300



STATEMENT OF INVESTMENTS

AS OF 12/31/13

PAGE 25

ACCOUNT 21-47-501-1127289
COMMON WEALTH TRUST CONS

PAR VALUE /SHARES	INVESTMENT DESCRIPTION	CARRYING VALUE	TAX COST	MARKET VALUE	% OF MARKET	ESTIMATED INCOME	YIELD AT MARKET	MARKET UNIT PRICE
	TOTAL LIMITED PARTNERSHIPS	14,027.47	14,027.47	15,249.00	.189	644.00	4.223	
	MUTUAL FUNDS - FIXED							
1,365.405	BLACKROCK FUNDS INTERNATIONAL BOND PORTFOLIO FUND 325 INSTITUTIONAL CLASS (INCOME INVESTMENT) ACCOUNT 21-47-001-1127289	13,845.21	13,845.21	12,930.39	.160	266.25	2.059	9.470
34,957.173	BLACKROCK FUNDS INTERNATIONAL BOND PORTFOLIO FUND 325 INSTITUTIONAL CLASS ACCOUNT 21-47-001-1127289	410,660.14	393,756.03	331,044.43	4.097	6,816.65	2.059	9.470
205.869	BLACKROCK INFLATION PROTECTED BD PORTFOLIO INST CLASS FD #360 (INCOME INVESTMENT) ACCOUNT 21-47-001-1127289	2,383.40	2,383.40	2,219.27	.027	27.59	1.243	10.780
29,947.617	BLACKROCK INFLATION PROTECTED BD PORTFOLIO INST CLASS FD #360 ACCOUNT 21-47-001-1127289	319,225.48	317,660.17	322,835.31	3.995	4,012.98	1.243	10.780
4,000.000	ISHARES IBOX \$ INVESTMENT GRADE CORPORATE BOND ETF ACCOUNT 21-47-001-1127289	452,846.00	452,846.00	456,752.00	5.652	17,412.00	3.812	114.188
2,000.000	ISHARES 20+ YEAR TREASURY BOND ETF ACCOUNT 21-47-001-1127289	235,874.20	235,074.20	203,720.00	2.521	6,662.00	3.270	101.860



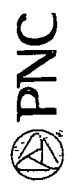
STATEMENT OF INVESTMENTS

AS OF 12/31/13

PAGE 26

ACCOUNT 21-47-501-1127289 COMMON WEALTH TRUST CONS

PAR VALUE /SHARES	INVESTMENT DESCRIPTION	CARRYING VALUE	TAX COST	MARKET VALUE	% OF MARKET	ESTIMATED INCOME	YIELD AT MARKET	MARKET UNIT PRICE
7,000.000	ISHARES INTERMEDIATE CREDIT BOND ETF ACCOUNT 21-47-001-1127289	766,028.70	766,028.70	755,160.00	9.345	20,328.00	2.692	107.880
2,000.000	ISHARES 1-3 YEAR CREDIT BOND ETF ACCOUNT 21-47-001-1127289	210,852.60	210,852.60	210,920.00	2.610	2,398.00	1.137	105.460
10,000.000	POWERSHARES DB AGRICULTURE FUND ETF ACCOUNT 21-47-001-1127289	245,312.00	245,312.00	242,500.00	3.001			24.250
3,000.000	SPDR GOLD TRUST ETF ACCOUNT 21-47-001-1127289	440,150.30	440,150.30	348,360.00	4.311			116.120
	TOTAL MUTUAL FUNDS - FIXED	<u>3,097,178.03</u>	<u>3,078,708.61</u>	<u>2,886,441.40</u>	<u>35.719</u>	<u>57,923.47</u>	<u>2.007</u>	
	MUTUAL FUNDS - EQUITY							
10,000.000	ISHARES MSCI PACIFIC EX-JAPAN ETF ACCOUNT 21-47-001-1127289	469,625.95	436,251.53	467,300.00	5.783	19,080.00	4.083	46.730
7,400.000	ISHARES MSCI JAPAN ETF ACCOUNT 21-47-001-1127289	76,812.00	76,812.00	89,828.60	1.112	999.00	1.112	12.139
10,000.000	ISHARES NORTH AMERICAN NATURAL RESOURCES ETF ACCOUNT 21-47-001-1127289	252,285.54	252,285.54	433,900.00	5.370	6,530.00	1.505	43.390



STATEMENT OF INVESTMENTS

AS OF 12/31/13

ACCOUNT 21-47-501-1127289 COMMON WEALTH TRUST CONS

PAR VALUE /SHARES	INVESTMENT DESCRIPTION	CARRYING VALUE	TAX COST	MARKET VALUE	% OF MARKET	ESTIMATED INCOME	YIELD AT MARKET	MARKET UNIT PRICE
11,000.000	ISHARES MSCI EAFE ETF ACCOUNT 21-47-001-1127289	490,752.30	490,752.30	738,045.00	9.134	18,733.00	2.538	67.095
10,000.000	THE JPMORGAN ALERIAN MLP INDEX ETN ETF ACCOUNT 21-47-001-1127289	363,198.00	363,198.00	463,500.00	5.736	22,410.00	4.835	46.350
	TOTAL MUTUAL FUNDS - EQUITY	<u>1,652,673.79</u>	<u>1,619,299.37</u>	<u>2,192,573.60</u>	<u>27.135</u>	<u>67,752.00</u>	<u>3.090</u>	
	TOTAL INVESTMENTS	7,341,954.29	7,263,718.63	8,080,605.39	100.000	188,799.60	2.336	



Application for Extension of Time To File an Exempt Organization Return

Department of the Treasury
Internal Revenue Service

▶ **File a separate application for each return.**
▶ **Information about Form 8868 and its instructions is at www.irs.gov/form8868.**

- If you are filing for an **Automatic 3-Month Extension**, complete only **Part I** and check this box
- If you are filing for an **Additional (Not Automatic) 3-Month Extension**, complete only **Part II** (on page 2 of this form).

Do not complete Part II unless you have already been granted an automatic 3-month extension on a previously filed Form 8868.

Electronic filing (e-file). You can electronically file Form 8868 if you need a 3-month automatic extension of time to file (6 months for a corporation required to file Form 990-T), or an additional (not automatic) 3-month extension of time. You can electronically file Form 8868 to request an extension of time to file any of the forms listed in Part I or Part II with the exception of Form 8870, Information Return for Transfers Associated With Certain Personal Benefit Contracts, which must be sent to the IRS in paper format (see instructions). For more details on the electronic filing of this form, visit www.irs.gov/efile and click on *e-file for Charities & Nonprofits*.

Part I Automatic 3-Month Extension of Time. Only submit original (no copies needed).

A corporation required to file Form 990-T and requesting an automatic 6-month extension - check this box and complete Part I only

All other corporations (including 1120-C filers), partnerships, REMICs, and trusts must use Form 7004 to request an extension of time to file income tax returns.

Type or print	Name of exempt organization or other filer, see instructions. COMMON WEALTH TRUST C/O PNC BANK	Employer identification number (EIN) or 51-0232187
File by the due date for filing your return. See instructions	Number, street, and room or suite no. If a P.O. box, see instructions. 222 DELAWARE AVENUE	Social security number (SSN)
	City, town or post office, state, and ZIP code. For a foreign address, see instructions. WILMINGTON, DE 19899	

Enter the Return code for the return that this application is for (file a separate application for each return) 0 4

Application Is For	Return Code	Application Is For	Return Code
Form 990 or Form 990-EZ	01	Form 990-T (corporation)	07
Form 990-BL	02	Form 1041-A	08
Form 4720 (individual)	03	Form 4720 (other than individual)	09
Form 990-PF	04	Form 5227	10
Form 990-T (sec. 401(a) or 408(a) trust)	05	Form 6069	11
Form 990-T (trust other than above)	06	Form 8870	12

PNC BANK, N.A., TRUSTEE

- The books are in the care of ▶ **222 DELAWARE AVENUE - WILMINGTON, DE 19899**
Telephone No ▶ **(302) 429-1456** Fax No ▶ _____
- If the organization does not have an office or place of business in the United States, check this box
- If this is for a Group Return, enter the organization's four digit Group Exemption Number (GEN) _____. If this is for the whole group, check this box . If it is for part of the group, check this box and attach a list with the names and EINs of all members the extension is for.

1 I request an automatic 3-month (6 months for a corporation required to file Form 990-T) extension of time until **AUGUST 15, 2014**, to file the exempt organization return for the organization named above. The extension is for the organization's return for
▶ calendar year **2013** or
▶ tax year beginning _____, and ending _____

2 If the tax year entered in line 1 is for less than 12 months, check reason Initial return Final return
 Change in accounting period

3a If this application is for Forms 990-BL, 990-PF, 990-T, 4720, or 6069, enter the tentative tax, less any nonrefundable credits. See instructions	3a	\$	0.
b If this application is for Forms 990-PF, 990-T, 4720, or 6069, enter any refundable credits and estimated tax payments made. Include any prior year overpayment allowed as a credit	3b	\$	0.
c Balance due. Subtract line 3b from line 3a. Include your payment with this form, if required, by using EFTPS (Electronic Federal Tax Payment System). See instructions	3c	\$	0.

Caution. If you are going to make an electronic funds withdrawal (direct debit) with this Form 8868, see Form 8453-EO and Form 8879-EO for payment instructions.

*J 4/3/14
eplica*