



See a Social Security Number? Say Something!  
Report Privacy Problems to <https://public.resource.org/privacy>  
Or call the IRS Identity Theft Hotline at 1-800-908-4490



Form

990-PF

Department of the Treasury  
Internal Revenue Service

Return of Private Foundation

or Section 4947(a)(1) Trust Treated as Private Foundation

Do not enter Social Security numbers on this form as it may be made public. By law, the IRS cannot redact the information on the form.

Information about Form 990-PF and its instructions is at [www.irs.gov/form990pf](http://www.irs.gov/form990pf).

OMB No 1545-0052

2013

Open to Public Inspection

For calendar year 2013, or tax year beginning 01-01-2013 , and ending 12-31-2013

|  |  |  |  |
|--|--|--|--|
| Name of foundation<br>Sidener Foundation   |  | A Employer identification number<br><br>51-0189216   |  |
| Number and street (or P O box number if mail is not delivered to street address)<br>1829 Borman Circle Drive   |  | B Telephone number (see instructions)<br><br>(314) 991-0730  |  |
| City or town, state or province, country, and ZIP or foreign postal code<br>St Louis, MO 631464136   |  | C If exemption application is pending, check here <input type="checkbox"/>   |  |
| G Check all that apply <input type="checkbox"/> Initial return <input type="checkbox"/> Initial return of a former public charity<br><input type="checkbox"/> Final return <input type="checkbox"/> Amended return<br><input type="checkbox"/> Address change <input type="checkbox"/> Name change |  | D 1. Foreign organizations, check here <input type="checkbox"/><br>2. Foreign organizations meeting the 85% test, check here and attach computation <input type="checkbox"/> |  |
| H Check type of organization <input checked="" type="checkbox"/> Section 501(c)(3) exempt private foundation<br><input type="checkbox"/> Section 4947(a)(1) nonexempt charitable trust <input type="checkbox"/> Other taxable private foundation   |  | E If private foundation status was terminated under section 507(b)(1)(A), check here <input type="checkbox"/>  |  |
| I Fair market value of all assets at end of year (from Part II, col. (c), line 16) <input checked="" type="checkbox"/> \$ 2,445,367  |  | F If the foundation is in a 60-month termination under section 507(b)(1)(B), check here <input type="checkbox"/>   |  |
| J Accounting method <input checked="" type="checkbox"/> Cash <input type="checkbox"/> Accrual<br><input type="checkbox"/> Other (specify) _____<br>(Part I, column (d) must be on cash basis.)   |  |  |  |

| Part I Analysis of Revenue and Expenses <small>(The total of amounts in columns (b), (c), and (d) may not necessarily equal the amounts in column (a) (see instructions) )</small> |  | (a) Revenue and expenses per books         | (b) Net investment income | (c) Adjusted net income | (d) Disbursements for charitable purposes (cash basis only) |
|--|--|--|---------------------------|-------------------------|---|
| Revenue  | 1 Contributions, gifts, grants, etc , received (attach schedule)                                     |  |                           |                         |   |
|  | 2 Check <input checked="" type="checkbox"/> if the foundation is <b>not</b> required to attach Sch B |  |                           |                         |   |
|  | 3 Interest on savings and temporary cash investments   | 36   | 36                        |                         |   |
|  | 4 Dividends and interest from securities. . . . .  | 62,490                                     | 62,490                    |                         |   |
|  | 5a Gross rents . . . . .   |  |                           |                         |   |
|  | b Net rental income or (loss) _____  |  |                           |                         |   |
|  | 6a Net gain or (loss) from sale of assets not on line 10   | <input checked="" type="checkbox"/> 62,530 |                           |                         |   |
|  | b Gross sales price for all assets on line 6a<br>381,721   |  |                           |                         |   |
|  | 7 Capital gain net income (from Part IV, line 2) . . . .   |  | 62,530                    |                         |   |
|  | 8 Net short-term capital gain . . . . .  |  |                           |                         |   |
|  | 9 Income modifications . . . . .   |  |                           |                         |   |
|  | 10a Gross sales less returns and allowances  |  |                           |                         |   |
| Operating and Administrative Expenses  | b Less Cost of goods sold . . . . .  |  |                           |                         |   |
|  | c Gross profit or (loss) (attach schedule) . . . . .   |  |                           |                         |   |
|  | 11 Other income (attach schedule) . . . . .  | <input checked="" type="checkbox"/> -1,627 | -1,627                    |                         |   |
|  | 12 <b>Total.</b> Add lines 1 through 11 . . . . .  | 123,429                                    | 123,429                   |                         |   |
|  | 13 Compensation of officers, directors, trustees, etc  |  |                           |                         |   |
|  | 14 Other employee salaries and wages . . . . .   |  |                           |                         |   |
|  | 15 Pension plans, employee benefits . . . . .  |  |                           |                         |   |
|  | 16a Legal fees (attach schedule). . . . .  |  |                           |                         |   |
|  | b Accounting fees (attach schedule). . . . .   | <input checked="" type="checkbox"/> 3,740  | 3,740                     |                         |   |
|  | c Other professional fees (attach schedule) . . . . .  | <input checked="" type="checkbox"/> 9,284  | 9,284                     |                         |   |
|  | 17 Interest . . . . .  |  |                           |                         |   |
|  | 18 Taxes (attach schedule) (see instructions)  | <input checked="" type="checkbox"/> 1,049  | 1,049                     |                         |   |
|  | 19 Depreciation (attach schedule) and depletion . . .  |  |                           |                         |   |
|  | 20 Occupancy . . . . .   |  |                           |                         |   |
|  | 21 Travel, conferences, and meetings . . . . .   |  |                           |                         |   |
|  | 22 Printing and publications . . . . .   |  |                           |                         |   |
|  | 23 Other expenses (attach schedule). . . . .   | <input checked="" type="checkbox"/> 190    | 180                       |                         | 10  |
|  | 24 <b>Total operating and administrative expenses.</b><br>Add lines 13 through 23 . . . . .          | 14,263                                     | 14,253                    |                         | 10  |
|  | 25 Contributions, gifts, grants paid . . . . .   | 120,000                                    |                           |                         | 120,000   |
|  | 26 <b>Total expenses and disbursements.</b> Add lines 24 and 25                                      | 134,263                                    | 14,253                    |                         | 120,010   |
|  | 27 Subtract line 26 from line 12   |  |                           |                         |   |
|  | a <b>Excess of revenue over expenses and disbursements</b>   | -10,834                                    |                           |                         |   |
|  | b <b>Net investment income</b> (if negative, enter -0-)  |  | 109,176                   |                         |   |
|  | c <b>Adjusted net income</b> (if negative, enter -0-)  |  |                           |                         |   |

| Part II Balance Sheets      |     | Attached schedules and amounts in the description column should be for end-of-year amounts only (See instructions )                                       | Beginning of year | End of year    |                       |
|-----------------------------|-----|---|-------------------|----------------|-----------------------|
|                             |     |   | (a) Book Value    | (b) Book Value | (c) Fair Market Value |
| Assets                      | 1   | Cash—non-interest-bearing . . . . .   |                   |                |                       |
|                             | 2   | Savings and temporary cash investments . . . . .  | 445,842           | 33,506         | 33,506                |
|                             | 3   | Accounts receivable ▶ _____<br>Less allowance for doubtful accounts ▶ _____   |                   |                |                       |
|                             | 4   | Pledges receivable ▶ _____<br>Less allowance for doubtful accounts ▶ _____  |                   |                |                       |
|                             | 5   | Grants receivable . . . . .   |                   |                |                       |
|                             | 6   | Receivables due from officers, directors, trustees, and other disqualified persons (attach schedule) (see instructions) . . . . .                         |                   |                |                       |
|                             | 7   | Other notes and loans receivable (attach schedule) ▶ _____<br>Less allowance for doubtful accounts ▶ _____  |                   |                |                       |
|                             | 8   | Inventories for sale or use . . . . .   |                   |                |                       |
|                             | 9   | Prepaid expenses and deferred charges . . . . .   |                   |                |                       |
|                             | 10a | Investments—U S and state government obligations (attach schedule)  |                   |                |                       |
|                             | b   | Investments—corporate stock (attach schedule) . . . . .   | 1,485,113         | 1,886,615      | 2,411,861             |
|                             | c   | Investments—corporate bonds (attach schedule). . . . .  |                   |                |                       |
|                             | 11  | Investments—land, buildings, and equipment basis ▶ _____<br>Less accumulated depreciation (attach schedule) ▶ _____                                       |                   |                |                       |
|                             | 12  | Investments—mortgage loans . . . . .  |                   |                |                       |
|                             | 13  | Investments—other (attach schedule) . . . . .   |                   |                |                       |
|                             | 14  | Land, buildings, and equipment basis ▶ _____<br>Less accumulated depreciation (attach schedule) ▶ _____   |                   |                |                       |
|                             | 15  | Other assets (describe ▶ _____)   |                   |                |                       |
|                             | 16  | <b>Total assets</b> (to be completed by all filers—see the instructions Also, see page 1, item I)   | 1,930,955         | 1,920,121      | 2,445,367             |
| Liabilities                 | 17  | Accounts payable and accrued expenses . . . . .   |                   |                |                       |
|                             | 18  | Grants payable . . . . .  |                   |                |                       |
|                             | 19  | Deferred revenue . . . . .  |                   |                |                       |
|                             | 20  | Loans from officers, directors, trustees, and other disqualified persons  |                   |                |                       |
|                             | 21  | Mortgages and other notes payable (attach schedule) . . . . .   |                   |                |                       |
|                             | 22  | Other liabilities (describe ▶ _____)  |                   |                |                       |
|                             | 23  | <b>Total liabilities</b> (add lines 17 through 22) . . . . .  |                   | 0              |                       |
| Net Assets or Fund Balances |     | <b>Foundations that follow SFAS 117, check here</b> ▶ <input checked="" type="checkbox"/><br><b>and complete lines 24 through 26 and lines 30 and 31.</b> |                   |                |                       |
|                             | 24  | Unrestricted . . . . .  | 1,930,955         | 1,920,121      |                       |
|                             | 25  | Temporarily restricted . . . . .  |                   |                |                       |
|                             | 26  | Permanently restricted . . . . .  |                   |                |                       |
|                             |     | <b>Foundations that do not follow SFAS 117, check here</b> ▶ <input type="checkbox"/><br><b>and complete lines 27 through 31.</b>                         |                   |                |                       |
|                             | 27  | Capital stock, trust principal, or current funds . . . . .  |                   |                |                       |
|                             | 28  | Paid-in or capital surplus, or land, bldg , and equipment fund  |                   |                |                       |
|                             | 29  | Retained earnings, accumulated income, endowment, or other funds  |                   |                |                       |
|                             | 30  | <b>Total net assets or fund balances</b> (see page 17 of the instructions) . . . . .  | 1,930,955         | 1,920,121      |                       |
|                             | 31  | <b>Total liabilities and net assets/fund balances</b> (see page 17 of the instructions) . . . . .   | 1,930,955         | 1,920,121      |                       |

Part III Analysis of Changes in Net Assets or Fund Balances

|   |  |   |           |
|---|--|---|-----------|
| 1 | Total net assets or fund balances at beginning of year—Part II, column (a), line 30 (must agree with end-of-year figure reported on prior year’s return) . . . . . | 1 | 1,930,955 |
| 2 | Enter amount from Part I, line 27a . . . . .   | 2 | -10,834   |
| 3 | Other increases not included in line 2 (itemize) ▶ _____   | 3 |           |
| 4 | Add lines 1, 2, and 3 . . . . .  | 4 | 1,920,121 |
| 5 | Decreases not included in line 2 (itemize) ▶ _____   | 5 |           |
| 6 | Total net assets or fund balances at end of year (line 4 minus line 5)—Part II, column (b), line 30 . . . . .  | 6 | 1,920,121 |

Part IV Capital Gains and Losses for Tax on Investment Income

|   |                           |  |                                      |                                  |
|---|---------------------------|--|--------------------------------------|----------------------------------|
| (a) List and describe the kind(s) of property sold (e g , real estate, 2-story brick warehouse, or common stock, 200 shs MLC Co ) |                           | (b) How acquired<br>P—Purchase<br>D—Donation | (c) Date acquired<br>(mo , day, yr ) | (d) Date sold<br>(mo , day, yr ) |
| 1a  | See Additional Data Table |  |                                      |                                  |
| b   |                           |  |                                      |                                  |
| c   |                           |  |                                      |                                  |
| d   |                           |  |                                      |                                  |
| e   |                           |  |                                      |                                  |

|                       |  |   |  |
|-----------------------|--|---|--|
| (e) Gross sales price | (f) Depreciation allowed<br>(or allowable) | (g) Cost or other basis<br>plus expense of sale | (h) Gain or (loss)<br>(e) plus (f) minus (g) |
| a                     | See Additional Data Table                  |   |  |
| b                     |  |   |  |
| c                     |  |   |  |
| d                     |  |   |  |
| e                     |  |   |  |

|   |                                      |   |  |
|---|--------------------------------------|---|--|
| Complete only for assets showing gain in column (h) and owned by the foundation on 12/31/69 |                                      |   | (l) Gains (Col (h) gain minus<br>col (k), but not less than -0-) or<br>Losses (from col (h)) |
| (i) F M V as of 12/31/69  | (j) Adjusted basis<br>as of 12/31/69 | (k) Excess of col (i)<br>over col (j), if any |  |
| a   | See Additional Data Table            |   |  |
| b   |                                      |   |  |
| c   |                                      |   |  |
| d   |                                      |   |  |
| e   |                                      |   |  |

|   |  |   |   |        |
|---|--|---|---|--------|
| 2 | Capital gain net income or (net capital loss)  | { If gain, also enter in Part I, line 7<br>If (loss), enter -0- in Part I, line 7 } | 2 | 62,530 |
| 3 | Net short-term capital gain or (loss) as defined in sections 1222(5) and (6)<br><br>If gain, also enter in Part I, line 8, column (c) (see instructions) If (loss), enter -0-<br>in Part I, line 8 . . . . . |   | 3 | 17,376 |

Part V Qualification Under Section 4940(e) for Reduced Tax on Net Investment Income

(For optional use by domestic private foundations subject to the section 4940(a) tax on net investment income )

If section 4940(d)(2) applies, leave this part blank

Was the foundation liable for the section 4942 tax on the distributable amount of any year in the base period? ☐ Yes ☒ No  
If "Yes," the foundation does not qualify under section 4940(e) Do not complete this part

1 Enter the appropriate amount in each column for each year, see page 18 of the instructions before making any entries

|  |  |  |   |
|--|--|--|---|
| (a)<br>Base period years Calendar<br>year (or tax year beginning in) | (b)<br>Adjusted qualifying distributions | (c)<br>Net value of noncharitable-use assets | (d)<br>Distribution ratio<br>(col (b) divided by col (c)) |
| 2012   | 98,657                                   | 1,666,538                                    | 000 059199  |
| 2011   | 30,010                                   | 1,571,632                                    | 000 019095  |
| 2010   | 89,436                                   | 1,537,786                                    | 000 058159  |
| 2009   | 85,525                                   | 1,450,967                                    | 000 058943  |
| 2008   | 99,799                                   | 1,674,017                                    | 000 059616  |

|   |  |   |            |
|---|--|---|------------|
| 2 | Total of line 1, column (d). . . . .   | 2 | 000 255012 |
| 3 | Average distribution ratio for the 5-year base period—divide the total on line 2 by 5, or by<br>the number of years the foundation has been in existence if less than 5 years . . . .  | 3 | 000 051002 |
| 4 | Enter the net value of noncharitable-use assets for 2013 from Part X, line 5. . . . .  | 4 | 2,312,015  |
| 5 | Multiply line 4 by line 3. . . . .   | 5 | 117,917    |
| 6 | Enter 1% of net investment income (1% of Part I, line 27b). . . . .  | 6 | 1,092      |
| 7 | Add lines 5 and 6. . . . .   | 7 | 119,009    |
| 8 | Enter qualifying distributions from Part XII, line 4. . . . .<br>If line 8 is equal to or greater than line 7, check the box in Part VI, line 1b, and complete that part using a 1% tax rate See<br>the Part VI instructions | 8 | 120,010    |

| Part VI Excise Tax Based on Investment Income (Section 4940(a), 4940(b), 4940(e), or 4948—see page 18 of the instructions)   |    |    |       |     |       |
|--|----|----|-------|-----|-------|
| 1a Exempt operating foundations described in section 4940(d)(2), check here <input type="checkbox"/> and enter "N/A" on line 1   |    | 1  | 1,092 |     |       |
| Date of ruling or determination letter _____ (attach copy of letter if necessary—see instructions)   |    |    |       |     |       |
| b Domestic foundations that meet the section 4940(e) requirements in Part V, check here <input checked="" type="checkbox"/> and enter 1% of Part I, line 27b . . . . . |    | 2  | 1,092 |     |       |
| c All other domestic foundations enter 2% of line 27b Exempt foreign organizations enter 4% of Part I, line 12, col (b)  |    |    |       |     |       |
| 2 Tax under section 511 (domestic section 4947(a)(1) trusts and taxable foundations only Others enter -0-)   |    |    |       | 2   |       |
| 3 Add lines 1 and 2. . . . .   |    |    |       | 3   | 1,092 |
| 4 Subtitle A (income) tax (domestic section 4947(a)(1) trusts and taxable foundations only Others enter -0-)   |    | 4  |       |     |       |
| 5 Tax based on investment income. Subtract line 4 from line 3 If zero or less, enter -0- . . . . .   |    | 5  | 1,092 |     |       |
| 6 Credits/Payments   |    | 7  | 587   |     |       |
| a 2013 estimated tax payments and 2012 overpayment credited to 2013  | 6a |    |       | 587 |       |
| b Exempt foreign organizations—tax withheld at source . . . . .  | 6b |    |       |     |       |
| c Tax paid with application for extension of time to file (Form 8868)  | 6c |    |       |     |       |
| d Backup withholding erroneously withheld . . . . .  | 6d |    |       |     |       |
| 7 Total credits and payments Add lines 6a through 6d. . . . .  |    | 7  | 587   |     |       |
| 8 Enter any penalty for underpayment of estimated tax Check here <input type="checkbox"/> if Form 2220 is attached   |    | 8  |       |     |       |
| 9 Tax due. If the total of lines 5 and 8 is more than line 7, enter amount owed . . . . .  |    | 9  | 505   |     |       |
| 10 Overpayment. If line 7 is more than the total of lines 5 and 8, enter the amount overpaid. . . . .  |    | 10 |       |     |       |
| 11 Enter the amount of line 10 to be Credited to 2014 estimated tax Refunded   |    | 11 |       |     |       |

| Part VII-A Statements Regarding Activities   |  |    |     |
|--|--|----|-----|
| 1a During the tax year, did the foundation attempt to influence any national, state, or local legislation or did it participate or intervene in any political campaign? . . . . .  |  | 1a | No  |
| b Did it spend more than \$100 during the year (either directly or indirectly) for political purposes (see page 19 of the instructions for definition)? . . . . .  |  | 1b | No  |
| If the answer is "Yes" to 1a or 1b, attach a detailed description of the activities and copies of any materials published or distributed by the foundation in connection with the activities.  |  |    |     |
| c Did the foundation file Form 1120-POL for this year?. . . . .  |  | 1c | No  |
| d Enter the amount (if any) of tax on political expenditures (section 4955) imposed during the year (1) On the foundation \$ (2) On foundation managers \$   |  |    |     |
| e Enter the reimbursement (if any) paid by the foundation during the year for political expenditure tax imposed on foundation managers \$  |  |    |     |
| 2 Has the foundation engaged in any activities that have not previously been reported to the IRS? . . . . .  |  | 2  | No  |
| If "Yes," attach a detailed description of the activities.   |  |    |     |
| 3 Has the foundation made any changes, not previously reported to the IRS, in its governing instrument, articles of incorporation, or bylaws, or other similar instruments? If "Yes," attach a conformed copy of the changes . . . . . |  | 3  | No  |
| 4a Did the foundation have unrelated business gross income of \$1,000 or more during the year?. . . . .  |  | 4a | No  |
| b If "Yes," has it filed a tax return on Form 990-T for this year?. . . . .  |  | 4b |     |
| 5 Was there a liquidation, termination, dissolution, or substantial contraction during the year? . . . . .   |  | 5  | No  |
| If "Yes," attach the statement required by General Instruction T.  |  |    |     |
| 6 Are the requirements of section 508(e) (relating to sections 4941 through 4945) satisfied either   |  | 6  | Yes |
| By language in the governing instrument, or  |  |    |     |
| By state legislation that effectively amends the governing instrument so that no mandatory directions that conflict with the state law remain in the governing instrument? . . . . .   |  | 7  | Yes |
| 7 Did the foundation have at least \$5,000 in assets at any time during the year? If "Yes," complete Part II, col. (c), and Part XV.   |  |    |     |
| 8a Enter the states to which the foundation reports or with which it is registered (see instructions)  |  |    |     |
| MO   |  |    |     |
| b If the answer is "Yes" to line 7, has the foundation furnished a copy of Form 990-PF to the Attorney General (or designate) of each state as required by General Instruction G? If "No," attach explanation .                        |  | 8b | Yes |
| 9 Is the foundation claiming status as a private operating foundation within the meaning of section 4942(j)(3) or 4942(j)(5) for calendar year 2013 or the taxable year beginning in 2013 (see instructions for Part XIV)?             |  | 9  | No  |
| If "Yes," complete Part XIV . . . . .  |  |    |     |
| 10 Did any persons become substantial contributors during the tax year? If "Yes," attach a schedule listing their names and addresses.   |  | 10 | No  |

Part VII-A

Statements Regarding Activities *(continued)*

|   |   |  |                             |    |
|---|---|--|-----------------------------|----|
| 11  | At any time during the year, did the foundation, directly or indirectly, own a controlled entity within the meaning of section 512(b)(13)? If "Yes," attach schedule (see instructions).  | 11   |                             | No |
| 12  | Did the foundation make a distribution to a donor advised fund over which the foundation or a disqualified person had advisory privileges? If "Yes," attach statement (see instructions)  | 12   |                             | No |
| 13  | Did the foundation comply with the public inspection requirements for its annual returns and exemption application?   | 13   | Yes                         |    |
| Website address N/A   |   |  |                             |    |
| 14  | The books are in care of  |  | Telephone no (314) 991-0730 |    |
| Located at  |   | 1829 Borman Circle Drive St Louis MO ZIP+4 63146 |                             |    |
| 15  | Section 4947(a)(1) nonexempt charitable trusts filing Form 990-PF in lieu of Form 1041 —Check here  |  | 15                          |    |
| 16  | At any time during calendar year 2013, did the foundation have an interest in or a signature or other authority over a bank, securities, or other financial account in a foreign country? | 16   | Yes                         | No |
| See instructions for exceptions and filing requirements for Form TD F 90-22.1 If "Yes", enter the name of the foreign country |   |  |                             |    |

Part VII-B

Statements Regarding Activities for Which Form 4720 May Be Required

|   |  |    |     |    |
|---|--|----|-----|----|
| File Form 4720 if any item is checked in the "Yes" column, unless an exception applies.   |  |    | Yes | No |
| 1a  | During the year did the foundation (either directly or indirectly)   |    |     |    |
| (1) Engage in the sale or exchange, or leasing of property with a disqualified person?  |  |    | Yes | No |
| (2) Borrow money from, lend money to, or otherwise extend credit to (or accept it from) a disqualified person?  |  |    | Yes | No |
| (3) Furnish goods, services, or facilities to (or accept them from) a disqualified person?  |  |    | Yes | No |
| (4) Pay compensation to, or pay or reimburse the expenses of, a disqualified person?  |  |    | Yes | No |
| (5) Transfer any income or assets to a disqualified person (or make any of either available for the benefit or use of a disqualified person)?   |  |    | Yes | No |
| (6) Agree to pay money or property to a government official? (Exception. Check "No" if the foundation agreed to make a grant to or to employ the official for a period after termination of government service, if terminating within 90 days). |  |    | Yes | No |
| b   | If any answer is "Yes" to 1a(1)–(6), did any of the acts fail to qualify under the exceptions described in Regulations section 53.4941(d)-3 or in a current notice regarding disaster assistance (see page 20 of the instructions)?  | 1b |     |    |
| Organizations relying on a current notice regarding disaster assistance check here.   |  |    |     |    |
| c   | Did the foundation engage in a prior year in any of the acts described in 1a, other than excepted acts, that were not corrected before the first day of the tax year beginning in 2013?  | 1c |     | No |
| 2   | Taxes on failure to distribute income (section 4942) (does not apply for years the foundation was a private operating foundation defined in section 4942(j)(3) or 4942(j)(5))  |    |     |    |
| a   | At the end of tax year 2013, did the foundation have any undistributed income (lines 6d and 6e, Part XIII) for tax year(s) beginning before 2013?  |    | Yes | No |
| If "Yes," list the years 20 , 20 , 20 , 20  |  |    |     |    |
| b   | Are there any years listed in 2a for which the foundation is not applying the provisions of section 4942(a)(2) (relating to incorrect valuation of assets) to the year's undistributed income? (If applying section 4942(a)(2) to all years listed, answer "No" and attach statement—see instructions).  | 2b |     |    |
| c   | If the provisions of section 4942(a)(2) are being applied to any of the years listed in 2a, list the years here  |    |     |    |
| 20 , 20 , 20 , 20   |  |    |     |    |
| 3a  | Did the foundation hold more than a 2% direct or indirect interest in any business enterprise at any time during the year?   |    | Yes | No |
| b   | If "Yes," did it have excess business holdings in 2013 as a result of (1) any purchase by the foundation or disqualified persons after May 26, 1969, (2) the lapse of the 5-year period (or longer period approved by the Commissioner under section 4943(c)(7)) to dispose of holdings acquired by gift or bequest, or (3) the lapse of the 10-, 15-, or 20-year first phase holding period? (Use Schedule C, Form 4720, to determine if the foundation had excess business holdings in 2013.). | 3b |     |    |
| 4a  | Did the foundation invest during the year any amount in a manner that would jeopardize its charitable purposes?  | 4a |     | No |
| b   | Did the foundation make any investment in a prior year (but after December 31, 1969) that could jeopardize its charitable purpose that had not been removed from jeopardy before the first day of the tax year beginning in 2013?  | 4b |     | No |

Part VII-B

Statements Regarding Activities for Which Form 4720 May Be Required (continued)

5a

During the year did the foundation pay or incur any amount to

(1) Carry on propaganda, or otherwise attempt to influence legislation (section 4945(e))?

☐ Yes ☒ No

(2) Influence the outcome of any specific public election (see section 4955), or to carry on, directly or indirectly, any voter registration drive?

☐ Yes ☒ No

(3) Provide a grant to an individual for travel, study, or other similar purposes?

☐ Yes ☒ No

(4) Provide a grant to an organization other than a charitable, etc , organization described in section 509(a)(1), (2), or (3), or section 4940(d)(2)? (see instructions).

☐ Yes ☒ No

(5) Provide for any purpose other than religious, charitable, scientific, literary, or educational purposes, or for the prevention of cruelty to children or animals?

☐ Yes ☒ No

b

If any answer is "Yes" to 5a(1)–(5), did **any** of the transactions fail to qualify under the exceptions described in Regulations section 53.4945 or in a current notice regarding disaster assistance (see instructions)?

5b

Organizations relying on a current notice regarding disaster assistance check here.

☒

c

If the answer is "Yes" to question 5a(4), does the foundation claim exemption from the tax because it maintained expenditure responsibility for the grant?

☐ Yes ☐ No

If "Yes," attach the statement required by Regulations section 53.4945–5(d).

6a

Did the foundation, during the year, receive any funds, directly or indirectly, to pay premiums on a personal benefit contract?

☐ Yes ☐ No

b

Did the foundation, during the year, pay premiums, directly or indirectly, on a personal benefit contract?

6b

No

If "Yes" to 6b, file Form 8870.

7a

At any time during the tax year, was the foundation a party to a prohibited tax shelter transaction?

☐ Yes ☒ No

b

If yes, did the foundation receive any proceeds or have any net income attributable to the transaction?

7b

Part VIII

Information About Officers, Directors, Trustees, Foundation Managers, Highly Paid Employees, and Contractors

1

List all officers, directors, trustees, foundation managers and their compensation (see instructions).

| (a) Name and address                     | (b) Title, and average hours per week devoted to position | (c) Compensation (If not paid, enter -0-) | (d) Contributions to employee benefit plans and deferred compensation | (e) Expense account, other allowances |
|--|---|---|---|---------------------------------------|
| Roger Shannon                            | President   | 0   |   |                                       |
| 1504 Red Briar High Ridge, MO 63049      | 005 00  |   |   |                                       |
| LE Sidener II                            | Secretary   | 0   |   |                                       |
| 20 Brookwood Rd St Louis, MO 63131       | 005 00  |   |   |                                       |
| Jill Gray                                | Treasurer   | 0   |   |                                       |
| 538 Castle Ridge Drive Ballwin, MO 63021 | 005 00  |   |   |                                       |

2

Compensation of five highest-paid employees (other than those included on line 1—see instructions). If none, enter "NONE."

| (a) Name and address of each employee paid more than \$50,000 | (b) Title, and average hours per week devoted to position | (c) Compensation | (d) Contributions to employee benefit plans and deferred compensation | (e) Expense account, other allowances |
|---|---|------------------|---|---------------------------------------|
|   |   |                  |   |                                       |
|   |   |                  |   |                                       |
|   |   |                  |   |                                       |
|   |   |                  |   |                                       |
|   |   |                  |   |                                       |
|   |   |                  |   |                                       |
|   |   |                  |   |                                       |
|   |   |                  |   |                                       |
|   |   |                  |   |                                       |

Total

number of other employees paid over \$50,000.

Part VIII

Information About Officers, Directors, Trustees, Foundation Managers, Highly Paid Employees, and Contractors (continued)

|  |                     |                  |
|--|---------------------|------------------|
| 3 Five highest-paid independent contractors for professional services (see instructions). If none, enter "NONE". |                     |                  |
| (a) Name and address of each person paid more than \$50,000  | (b) Type of service | (c) Compensation |
|  |                     |                  |
|  |                     |                  |
|  |                     |                  |
|  |                     |                  |
|  |                     |                  |
|  |                     |                  |
|  |                     |                  |
|  |                     |                  |
| Total number of others receiving over \$50,000 for professional services. . . . .                                |                     |                  |

Part IX-A

Summary of Direct Charitable Activities

|   |          |
|---|----------|
| List the foundation's four largest direct charitable activities during the tax year. Include relevant statistical information such as the number of organizations and other beneficiaries served, conferences convened, research papers produced, etc | Expenses |
| 1 N/A   | 0        |
| 2   |          |
| 3   |          |
| 4   |          |

Part IX-B

Summary of Program-Related Investments (see instructions)

|  |        |
|--|--------|
| Describe the two largest program-related investments made by the foundation during the tax year on lines 1 and 2 | Amount |
| 1 N/A  |        |
| 2  |        |
|  |        |
|  |        |
| All other program-related investments. See page 24 of the instructions.  |        |
| 3  |        |
|  |        |
|  |        |
| Total. Add lines 1 through 3. . . . .  |        |



Part X

Minimum Investment Return (All domestic foundations must complete this part. Foreign foundations, see instructions.)

|   |  |    |           |
|---|--|----|-----------|
| 1 | Fair market value of assets not used (or held for use) directly in carrying out charitable, etc , purposes         |    |           |
| a | Average monthly fair market value of securities. . . . .   | 1a | 2,288,862 |
| b | Average of monthly cash balances. . . . .  | 1b | 58,361    |
| c | Fair market value of all other assets (see instructions). . . . .  | 1c | 0         |
| d | Total (add lines 1a, b, and c). . . . .  | 1d | 2,347,223 |
| e | Reduction claimed for blockage or other factors reported on lines 1a and 1c (attach detailed explanation). . . . . | 1e |           |
| 2 | Acquisition indebtedness applicable to line 1 assets. . . . .  | 2  |           |
| 3 | Subtract line 2 from line 1d. . . . .  | 3  | 2,347,223 |
| 4 | Cash deemed held for charitable activities Enter 1 1/2% of line 3 (for greater amount, see instructions) . . . . . | 4  | 35,208    |
| 5 | Net value of noncharitable-use assets. Subtract line 4 from line 3 Enter here and on Part V, line 4                | 5  | 2,312,015 |
| 6 | Minimum investment return. Enter 5% of line 5. . . . .   | 6  | 115,601   |

Part XI

Distributable Amount (see instructions) (Section 4942(j)(3) and (j)(5) private operating foundations and certain foreign organizations check here and do not complete this part.)

|    |   |    |         |
|----|---|----|---------|
| 1  | Minimum investment return from Part X, line 6. . . . .  | 1  | 115,601 |
| 2a | Tax on investment income for 2013 from Part VI, line 5. . . . .   | 2a | 1,092   |
| b  | Income tax for 2013 (This does not include the tax from Part VI ). . . . .                                | 2b |         |
| c  | Add lines 2a and 2b. . . . .  | 2c | 1,092   |
| 3  | Distributable amount before adjustments Subtract line 2c from line 1. . . . .                             | 3  | 114,509 |
| 4  | Recoveries of amounts treated as qualifying distributions. . . . .  | 4  |         |
| 5  | Add lines 3 and 4. . . . .  | 5  | 114,509 |
| 6  | Deduction from distributable amount (see instructions). . . . .   | 6  |         |
| 7  | Distributable amount as adjusted Subtract line 6 from line 5 Enter here and on Part XIII, line 1. . . . . | 7  | 114,509 |

Part XII

Qualifying Distributions (see instructions)

|  |  |    |         |
|--|--|----|---------|
| 1  | Amounts paid (including administrative expenses) to accomplish charitable, etc , purposes  |    |         |
| a  | Expenses, contributions, gifts, etc —total from Part I, column (d), line 26 .  | 1a | 120,010 |
| b  | Program-related investments—total from Part IX-B. . . . .  | 1b |         |
| 2  | Amounts paid to acquire assets used (or held for use) directly in carrying out charitable, etc , purposes. . . . .   | 2  |         |
| 3  | Amounts set aside for specific charitable projects that satisfy the  |    |         |
| a  | Suitability test (prior IRS approval required). . . . .  | 3a |         |
| b  | Cash distribution test (attach the required schedule). . . . .   | 3b |         |
| 4  | Qualifying distributions. Add lines 1a through 3b Enter here and on Part V, line 8, and Part XIII, line 4  | 4  | 120,010 |
| 5  | Foundations that qualify under section 4940(e) for the reduced rate of tax on net investment income Enter 1% of Part I, line 27b (see instructions). . . . . | 5  | 1,092   |
| 6  | Adjusted qualifying distributions. Subtract line 5 from line 4. . . . .  | 6  | 118,918 |
| Note: The amount on line 6 will be used in Part V, column (b), in subsequent years when calculating whether the foundation qualifies for the section 4940(e) reduction of tax in those years |  |    |         |

Part XIII

Undistributed Income (see instructions)

|   | (a)<br>Corpus | (b)<br>Years prior to 2012 | (c)<br>2012 | (d)<br>2013 |
|---|---------------|----------------------------|-------------|-------------|
| 1 Distributable amount for 2013 from Part XI, line 7  |               |                            |             | 114,509     |
| 2 Undistributed income, if any, as of the end of 2013   |               |                            |             |             |
| a Enter amount for 2012 only. . . . .   |               |                            | 53,585      |             |
| b Total for prior years 20____, 20____, 20____  |               |                            |             |             |
| 3 Excess distributions carryover, if any, to 2013   |               |                            |             |             |
| a From 2008. . . . .  |               |                            |             |             |
| b From 2009. . . . .  |               |                            |             |             |
| c From 2010. . . . .  |               |                            |             |             |
| d From 2011. . . . .  |               |                            |             |             |
| e From 2012. . . . .  |               |                            |             |             |
| f Total of lines 3a through e. . . . .  |               |                            |             |             |
| 4 Qualifying distributions for 2013 from Part XII, line 4 ▶ \$ 120,010  |               |                            |             |             |
| a Applied to 2012, but not more than line 2a  |               |                            | 53,585      |             |
| b Applied to undistributed income of prior years (Election required—see instructions). . . . .  |               |                            |             |             |
| c Treated as distributions out of corpus (Election required—see instructions). . . . .  |               |                            |             |             |
| d Applied to 2013 distributable amount. . . . .   |               |                            |             | 66,425      |
| e Remaining amount distributed out of corpus  |               |                            |             |             |
| 5 Excess distributions carryover applied to 2013<br>(If an amount appears in column (d), the same amount must be shown in column (a).)  |               |                            |             |             |
| 6 Enter the net total of each column as indicated below:  |               |                            |             |             |
| a Corpus Add lines 3f, 4c, and 4e Subtract line 5   |               |                            |             |             |
| b Prior years' undistributed income Subtract line 4b from line 2b. . . . .  |               |                            |             |             |
| c Enter the amount of prior years' undistributed income for which a notice of deficiency has been issued, or on which the section 4942(a) tax has been previously assessed. . . . . |               |                            |             |             |
| d Subtract line 6c from line 6b Taxable amount—see instructions . . . . .   |               |                            |             |             |
| e Undistributed income for 2012 Subtract line 4a from line 2a Taxable amount—see instructions . . . . .   |               |                            |             |             |
| f Undistributed income for 2013 Subtract lines 4d and 5 from line 1 This amount must be distributed in 2014 . . . . .   |               |                            |             | 48,084      |
| 7 Amounts treated as distributions out of corpus to satisfy requirements imposed by section 170(b)(1)(F) or 4942(g)(3) (see instructions). . . . .                                  |               |                            |             |             |
| 8 Excess distributions carryover from 2008 not applied on line 5 or line 7 (see instructions). . . .  |               |                            |             |             |
| 9 Excess distributions carryover to 2014.<br>Subtract lines 7 and 8 from line 6a . . . . .  |               |                            |             |             |
| 10 Analysis of line 9   |               |                            |             |             |
| a Excess from 2009. . . .   |               |                            |             |             |
| b Excess from 2010. . . .   |               |                            |             |             |
| c Excess from 2011. . . .   |               |                            |             |             |
| d Excess from 2012. . . .   |               |                            |             |             |
| e Excess from 2013. . . .   |               |                            |             |             |

Part XIV Private Operating Foundations (see instructions and Part VII-A, question 9)

1a

If the foundation has received a ruling or determination letter that it is a private operating foundation, and the ruling is effective for 2013, enter the date of the ruling. . . . .

b

Check box to indicate whether the organization is a private operating foundation described in section 4942(j)(3) or 4942(j)(5)

☐ 4942(j)(3) or ☐ 4942(j)(5)

|    |  |          |               |          |          |           |
|----|--|----------|---------------|----------|----------|-----------|
| 2a | Enter the lesser of the adjusted net income from Part I or the minimum investment return from Part X for each year listed . . . . .                        | Tax year | Prior 3 years |          |          | (e) Total |
|    |  | (a) 2013 | (b) 2012      | (c) 2011 | (d) 2010 |           |
|    |  |          |               |          |          |           |
| b  | 85% of line 2a . . . . .   |          |               |          |          |           |
| c  | Qualifying distributions from Part XII, line 4 for each year listed . . . . .  |          |               |          |          |           |
| d  | Amounts included in line 2c not used directly for active conduct of exempt activities . . . . .  |          |               |          |          |           |
| e  | Qualifying distributions made directly for active conduct of exempt activities. Subtract line 2d from line 2c . . . . .                                    |          |               |          |          |           |
| 3  | Complete 3a, b, or c for the alternative test relied upon  |          |               |          |          |           |
| a  | "Assets" alternative test—enter  |          |               |          |          |           |
|    | (1) Value of all assets . . . . .  |          |               |          |          |           |
|    | (2) Value of assets qualifying under section 4942(j)(3)(B)(i)  |          |               |          |          |           |
| b  | "Endowment" alternative test— enter 2/3 of minimum investment return shown in Part X, line 6 for each year listed. . . . .                                 |          |               |          |          |           |
| c  | "Support" alternative test—enter   |          |               |          |          |           |
|    | (1) Total support other than gross investment income (interest, dividends, rents, payments on securities loans (section 512(a)(5)), or royalties). . . . . |          |               |          |          |           |
|    | (2) Support from general public and 5 or more exempt organizations as provided in section 4942(j)(3)(B)(iii). . . . .                                      |          |               |          |          |           |
|    | (3) Largest amount of support from an exempt organization  |          |               |          |          |           |
|    | (4) Gross investment income  |          |               |          |          |           |

Part XV Supplementary Information (Complete this part only if the organization had \$5,000 or more in assets at any time during the year—see instructions.)

1 Information Regarding Foundation Managers:

a

List any managers of the foundation who have contributed more than 2% of the total contributions received by the foundation before the close of any tax year (but only if they have contributed more than \$5,000) (See section 507(d)(2) )

None

b

List any managers of the foundation who own 10% or more of the stock of a corporation (or an equally large portion of the ownership of a partnership or other entity) of which the foundation has a 10% or greater interest

None

2 Information Regarding Contribution, Grant, Gift, Loan, Scholarship, etc., Programs:

Check here ☐ if the foundation only makes contributions to preselected charitable organizations and does not accept unsolicited requests for funds. If the foundation makes gifts, grants, etc. (see instructions) to individuals or organizations under other conditions, complete items 2a, b, c, and d.

a

The name, address, and telephone number or e-mail address of the person to whom applications should be addressed

Jill Gray  
PO Box 28568  
St Louis, MO 63146  
(314) 991-0730

b

The form in which applications should be submitted and information and materials they should include

Letter of inquiry. Include copy of IRS Determination Letter.

c

Any submission deadlines

November 1 to November 30

d

Any restrictions or limitations on awards, such as by geographical areas, charitable fields, kinds of institutions, or other factors

Preference is given to St. Louis area charities.

Part XV

Supplementary Information (continued)

3 Grants and Contributions Paid During the Year or Approved for Future Payment

| Recipient   | If recipient is an individual, show any relationship to any foundation manager or substantial contributor | Foundation status of recipient | Purpose of grant or contribution | Amount  |
|---|---|--------------------------------|----------------------------------|---------|
| Name and address (home or business)                 |   |                                |                                  |         |
| a Paid during the year<br>See Additional Data Table |   |                                |                                  |         |
| Total . . . . .                                     |   |                                | 3a                               | 120,000 |
| b Approved for future payment                       |   |                                |                                  |         |
| Total . . . . .                                     |   |                                | 3b                               |         |

Enter gross amounts unless otherwise indicated

## Part XVI-B Relationship of Activities to the Accomplishment of Exempt Purposes

Form **990-PF** (2013)



Form 990PF Part IV - Capital Gains and Losses for Tax on Investment Income - Columns a - d

| (a) List and describe the kind(s) of property sold (e g , real estate, 2-story brick warehouse, or common stock, 200 shs MLC Co ) | (b) How acquired<br>P—Purchase<br>D—Donation | (c) Date acquired<br>(mo , day, yr ) | (d) Date sold<br>(mo , day, yr ) |
|---|--|--------------------------------------|----------------------------------|
| American Express Bank CD  | P  | 2013-04-03                           | 2013-10-21                       |
| Ally Bank CD  | P  | 2010-11-23                           | 2013-03-28                       |
| ABM Industries  | P  | 2012-12-28                           | 2013-05-09                       |
| Abbott Labs   | P  | 2012-12-28                           | 2013-01-03                       |
| Abbvie Inc  | P  | 2012-12-28                           | 2013-09-30                       |
| Anheuser Busch  | P  | 2012-12-28                           | 2013-08-19                       |
| Automatic Data Processing   | P  | 2012-12-28                           | 2013-05-21                       |
| Avista Corp   | P  | 2012-12-28                           | 2013-01-18                       |
| Bayer AG  | P  | 2012-12-28                           | 2013-05-30                       |
| BHP Billiton  | P  | 2013-05-30                           | 2013-12-30                       |
| Blackrock Inc   | P  | 2012-12-28                           | 2013-03-25                       |
| CME Group Inc   | P  | 2012-12-28                           | 2013-08-21                       |
| CMS Energy  | P  | 2012-12-28                           | 2013-09-26                       |
| Centrica PLC  | P  | 2013-03-27                           | 2013-12-30                       |
| Centurylink Inc   | P  | 2012-06-13                           | 2013-02-14                       |
| Chubb Corp  | P  | 2012-12-28                           | 2013-03-04                       |
| Coach Inc   | P  | 2013-03-04                           | 2013-12-30                       |
| Coca Cola   | P  | 2012-12-28                           | 2013-03-28                       |
| Comcast Corp  | P  | 2012-12-28                           | 2013-08-20                       |
| Commerce Banc   | P  | 2012-12-28                           | 2013-06-28                       |
| Compass Group   | P  | 2012-12-28                           | 2013-03-26                       |
| Deutsche Post AG  | P  | 2012-12-28                           | 2013-12-13                       |
| Diago PLC   | P  | 2012-12-28                           | 2013-03-26                       |
| Diebold Inc   | P  | 2012-12-28                           | 2013-02-11                       |
| Du Pont   | P  | 2012-12-28                           | 2013-08-19                       |
| Entergy Corp  | P  | 2012-12-28                           | 2013-03-27                       |
| Exxon   | P  | 2012-12-28                           | 2013-03-26                       |
| Gallagher Arthur Co   | P  | 2012-12-28                           | 2013-03-28                       |
| General Mills   | P  | 2012-12-28                           | 2013-08-05                       |
| Genuine Parts   | P  | 2012-12-28                           | 2013-07-12                       |

Form 990PF Part IV - Capital Gains and Losses for Tax on Investment Income - Columns a - d

| (a) List and describe the kind(s) of property sold (e g , real estate,<br>2-story brick warehouse, or common stock, 200 shs MLC Co ) | (b) How<br>acquired<br>P—Purchase<br>D—Donation | (c) Date<br>acquired<br>(mo , day, yr ) | (d) Date sold<br>(mo , day, yr ) |
|--|---|---|----------------------------------|
| HJ Heinz   | P   | 2012-06-13                              | 2013-04-30                       |
| Hillenbrand Inc  | P   | 2012-12-28                              | 2013-11-13                       |
| Honeywell  | P   | 2012-12-28                              | 2013-08-28                       |
| Innophos Holdings  | P   | 2013-04-11                              | 2013-12-30                       |
| Eli Lilly  | P   | 2012-06-13                              | 2013-05-08                       |
| Lockheed Martin  | P   | 2012-12-28                              | 2013-12-03                       |
| McDonalds  | P   | 2012-06-13                              | 2013-04-24                       |
| Medtronic Inc  | P   | 2012-12-28                              | 2013-11-08                       |
| Microsoft  | P   | 2012-12-28                              | 2013-06-05                       |
| Microchip Tech   | P   | 2012-12-28                              | 2013-08-16                       |
| Munich RE Group  | P   | 2012-12-28                              | 2013-12-12                       |
| nestle   | P   | 2012-12-28                              | 2013-08-19                       |
| Nisource Inc   | P   | 2012-12-28                              | 2013-05-14                       |
| Norfolk Southern   | P   | 2012-12-28                              | 2013-12-26                       |
| Oracle Corp  | P   | 2012-12-28                              | 2013-03-26                       |
| Paychex Inc  | P   | 2012-12-28                              | 2013-12-06                       |
| Pearson PLC  | P   | 2012-12-28                              | 2013-03-21                       |
| Pfizer Inc   | P   | 2012-12-28                              | 2013-04-17                       |
| Qualcomm Inc   | P   | 2013-08-29                              | 2013-12-30                       |
| Reckitt benckiser PLC  | P   | 2012-12-28                              | 2013-06-07                       |
| Regal Entertainment  | P   | 2012-12-28                              | 2013-05-08                       |
| Roche Holding  | P   | 2012-12-28                              | 2013-12-04                       |
| Rogers Comm  | P   | 2012-12-28                              | 2013-11-20                       |
| Scana Corp   | P   | 2012-12-28                              | 2013-04-24                       |
| Severn Trent PLC   | P   | 2013-03-15                              | 2013-12-30                       |
| Spectra Energy   | P   | 2012-12-28                              | 2013-06-06                       |
| Staples Inc  | P   | 2013-05-09                              | 2013-12-30                       |
| Sunrise Senior Living  | P   | 2013-01-02                              | 2013-01-09                       |
| Taiwan Semiconductor   | P   | 2012-12-28                              | 2013-05-06                       |
| Telefonica Brasil  | P   | 2012-12-28                              | 2013-08-27                       |



Form 990PF Part IV - Capital Gains and Losses for Tax on Investment Income - Columns a - d

| (a) List and describe the kind(s) of property sold (e g , real estate,<br>2-story brick warehouse, or common stock, 200 shs MLC Co ) | (b) How<br>acquired<br>P—Purchase<br>D—Donation | (c) Date acquired<br>(mo , day, yr ) | (d) Date sold<br>(mo , day, yr ) |
|--|---|--------------------------------------|----------------------------------|
| 3M Company   | P   | 2012-12-28                           | 2013-09-20                       |
| Time Warner  | P   | 2012-12-28                           | 2013-08-28                       |
| Travelers Co   | P   | 2012-12-28                           | 2013-05-21                       |
| UNS Energy   | P   | 2012-12-28                           | 2013-06-28                       |
| United Utilities Group   | P   | 2012-12-28                           | 2013-03-18                       |
| Vectren Corp   | P   | 2012-12-28                           | 2013-04-24                       |
| Vinci SA ADR   | P   | 2012-12-28                           | 2013-12-12                       |
| Walgreen Company   | P   | 2012-12-28                           | 2013-10-30                       |
| Waste Mgmt   | P   | 2012-12-28                           | 2013-12-17                       |
| Western Union  | P   | 2013-03-25                           | 2013-12-30                       |
| Windstream Corp  | P   | 2012-06-13                           | 2013-06-06                       |
| Yara Intl  | P   | 2013-05-09                           | 2013-12-30                       |
| Daimler AG Reg   | P   | 2012-12-28                           | 2013-08-29                       |
| Aircastle Ltd  | P   | 2013-06-27                           | 2013-12-30                       |
| EnSCO PLC  | P   | 2013-11-13                           | 2013-12-30                       |
| Breitbart Energy Partners  | P   | 2012-12-28                           | 2013-07-31                       |
| Memorial Production Partners   | P   | 2013-10-29                           | 2013-12-30                       |
| Williams Partners  | P   | 2013-01-17                           | 2013-12-30                       |
| ABM Industries   | P   | 2012-12-28                           | 2013-12-30                       |
| AstraZeneca PLC  | P   | 2011-11-03                           | 2013-12-05                       |
| Automatic Data Processing  | P   | 2012-12-28                           | 2013-12-30                       |
| Avista Corp  | P   | 2012-12-28                           | 2013-12-30                       |
| BAE Systems PLC  | P   | 2012-12-28                           | 2013-12-30                       |
| BASF SE ADR  | P   | 2012-12-28                           | 2013-12-30                       |
| BCE Inc  | P   | 2011-11-03                           | 2013-09-16                       |
| Becton Dickinson   | P   | 2012-12-28                           | 2013-12-30                       |
| Benis Inc  | P   | 2012-12-28                           | 2013-12-30                       |
| Blackrock Inc  | P   | 2012-12-28                           | 2013-12-30                       |
| Bob Evans Farms  | P   | 2012-12-28                           | 2013-12-30                       |
| Bristol Myers  | P   | 2011-11-03                           | 2013-11-14                       |

Form 990PF Part IV - Capital Gains and Losses for Tax on Investment Income - Columns a - d

| (a) List and describe the kind(s) of property sold (e g , real estate, 2-story brick warehouse, or common stock, 200 shs MLC Co ) | (b) How acquired<br>P—Purchase<br>D—Donation | (c) Date acquired<br>(mo , day, yr ) | (d) Date sold<br>(mo , day, yr ) |
|---|--|--------------------------------------|----------------------------------|
| British American PLC  | P  | 2012-12-28                           | 2013-12-30                       |
| CME Group   | P  | 2012-12-28                           | 2013-12-30                       |
| CA Inc  | P  | 2012-12-28                           | 2013-12-30                       |
| Centurylink Inc   | P  | 2011-11-03                           | 2013-02-14                       |
| Chevron Corp  | P  | 2011-11-03                           | 2013-12-30                       |
| Coca Vola   | P  | 2011-11-03                           | 2013-05-31                       |
| Compass Group PLC   | P  | 2012-12-28                           | 2013-12-30                       |
| Conoco Phillips   | P  | 2011-11-03                           | 2013-12-04                       |
| Corning Inc   | P  | 2012-12-28                           | 2013-12-30                       |
| Darden Restaurants Inc  | P  | 2012-12-28                           | 2013-12-30                       |
| Deutsche Telekom AG   | P  | 2012-12-28                           | 2013-12-30                       |
| Diamond Offshore Drilling   | P  | 2012-12-28                           | 2013-12-30                       |
| Dominion Resiurces  | P  | 2011-11-03                           | 2013-09-25                       |
| Donnelley Sons  | P  | 2012-12-28                           | 2013-12-30                       |
| Dr Pepper   | P  | 2012-12-28                           | 2013-12-30                       |
| Emerson Electric  | P  | 2012-12-28                           | 2013-12-30                       |
| GEO Group Inc   | P  | 2012-12-28                           | 2013-12-30                       |
| General Dynamic   | P  | 2012-12-28                           | 2013-12-30                       |
| General Mills   | P  | 2012-12-28                           | 2013-12-30                       |
| Glaxo Smithkline  | P  | 2011-11-03                           | 2013-04-19                       |
| Hasbro Inc  | P  | 2012-12-28                           | 2013-12-30                       |
| HJ Heinz  | P  | 2011-11-03                           | 2013-02-14                       |
| Hillenbrand Inc   | P  | 2012-12-28                           | 2013-12-30                       |
| Intel Corp  | P  | 2012-12-28                           | 2013-12-30                       |
| Iron Mtn Inc  | P  | 2012-12-28                           | 2013-12-30                       |
| Johnson Johnson   | P  | 2011-11-03                           | 2013-12-13                       |
| J2 Global Inc   | P  | 2012-12-28                           | 2013-12-30                       |
| Kimberly Clark  | P  | 2011-11-03                           | 2013-12-30                       |
| Kohls Corp  | P  | 2012-12-28                           | 2013-12-30                       |
| Eli Lilly   | P  | 2011-11-03                           | 2013-05-08                       |

Form 990PF Part IV - Capital Gains and Losses for Tax on Investment Income - Columns a - d

| (a) List and describe the kind(s) of property sold (e g , real estate, 2-story brick warehouse, or common stock, 200 shs MLC Co ) | (b) How acquired<br>P—Purchase<br>D—Donation | (c) Date acquired<br>(mo , day, yr ) | (d) Date sold<br>(mo , day, yr ) |
|---|--|--------------------------------------|----------------------------------|
| Lockheed Martin   | P  | 2012-12-28                           | 2013-12-30                       |
| Microsoft   | P  | 2012-12-28                           | 2013-12-30                       |
| Molson Coors Brewing  | P  | 2012-12-28                           | 2013-12-30                       |
| National Fuel Gas Co  | P  | 2012-12-28                           | 2013-12-30                       |
| National Grid PLC   | P  | 2011-11-03                           | 2013-09-13                       |
| Norfolk Southern  | P  | 2012-12-28                           | 2013-12-30                       |
| Novartis AG   | P  | 2012-12-28                           | 2013-12-30                       |
| Nucor Corp  | P  | 2012-12-28                           | 2013-12-30                       |
| Occidental Petroleum  | P  | 2012-12-28                           | 2013-12-30                       |
| Owens Minor Inc   | P  | 2012-12-28                           | 2013-12-30                       |
| PNC Financial   | P  | 2012-12-28                           | 2013-12-30                       |
| Pepsico Inc   | P  | 2011-11-03                           | 2013-12-30                       |
| Philip Morris   | P  | 2011-11-03                           | 2013-11-20                       |
| Proctor Gamble  | P  | 2011-11-03                           | 2013-12-30                       |
| Raytheon Co   | P  | 2012-12-28                           | 2013-12-30                       |
| Republic Services Inc   | P  | 2012-12-28                           | 2013-12-30                       |
| Reynolds American Inc   | P  | 2011-11-03                           | 2013-11-20                       |
| Roche Holding   | P  | 2012-12-28                           | 2013-12-30                       |
| Rogers Comm   | P  | 2012-12-28                           | 2013-12-30                       |
| Royal Dutch Shell   | P  | 2012-12-28                           | 2013-12-30                       |
| SSE PLC   | P  | 2012-12-28                           | 2013-12-30                       |
| Shaw Comm   | P  | 2012-12-28                           | 2013-12-30                       |
| Southern Company  | P  | 2011-11-03                           | 2013-02-25                       |
| Swisscom AG   | P  | 2012-12-28                           | 2013-12-30                       |
| Sysco Corp  | P  | 2012-12-28                           | 2013-12-30                       |
| Target Corp   | P  | 2012-12-28                           | 2013-12-30                       |
| Thomson Reuters Corp  | P  | 2012-12-28                           | 2013-12-30                       |
| Total SA ADR  | P  | 2011-11-03                           | 2013-12-30                       |
| US bancorp  | P  | 2012-12-28                           | 2013-12-30                       |
| Unilever PLC  | P  | 2011-11-03                           | 2013-05-03                       |

Form 990PF Part IV - Capital Gains and Losses for Tax on Investment Income - Columns a - d

| (a) List and describe the kind(s) of property sold (e g , real estate, 2-story brick warehouse, or common stock, 200 shs MLC Co ) | (b) How acquired<br>P—Purchase<br>D—Donation | (c) Date acquired<br>(mo , day, yr ) | (d) Date sold<br>(mo , day, yr ) |
|---|--|--------------------------------------|----------------------------------|
| United Parcel   | P  | 2012-12-28                           | 2013-12-30                       |
| Verizon Comm  | P  | 2011-11-03                           | 2013-08-19                       |
| Vivendi SA ADR  | P  | 2012-12-28                           | 2013-12-30                       |
| Vodafone Group PLC  | P  | 2011-11-03                           | 2013-12-30                       |
| Wm Morrison Supermarkets  | P  | 2012-12-28                           | 2013-12-30                       |
| Wal Mart Stores   | P  | 2012-12-28                           | 2013-12-30                       |
| Walgreen Company  | P  | 2012-12-28                           | 2013-12-30                       |
| Windstream Corp   | P  | 2011-11-03                           | 2013-06-06                       |
| Partnerre Limited   | P  | 2012-12-28                           | 2013-12-30                       |
| Amerigas Partners   | P  | 2012-12-28                           | 2013-12-30                       |
| Enterprise Products Partners  | P  | 2012-12-28                           | 2013-12-30                       |

Form 990PF Part IV - Capital Gains and Losses for Tax on Investment Income - Columns e - h

| (e) Gross sales price | (f) Depreciation allowed<br>(or allowable) | (g) Cost or other basis<br>plus expense of sale | (h) Gain or (loss)<br>(e) plus (f) minus (g) |
|-----------------------|--|---|--|
| 85,000                |  | 85,349  | -349   |
| 80,000                |  | 81,376  | -1,376                                       |
| 531                   |  | 474   | 57   |
| 564                   |  | 528   | 36   |
| 1,323                 |  | 1,020   | 303  |
| 292                   |  | 261   | 31   |
| 6,290                 |  | 5,353   | 937  |
| 810                   |  | 786   | 24   |
| 1,514                 |  | 1,328   | 186  |
| 68                    |  | 68  |  |
| 1,725                 |  | 1,442   | 283  |
| 1,154                 |  | 806   | 348  |
| 1,610                 |  | 1,478   | 132  |
| 46                    |  | 45  | 1  |
| 1,320                 |  | 1,529   | -209   |
| 3,572                 |  | 3,218   | 354  |
| 503                   |  | 440   | 63   |
| 1,108                 |  | 944   | 164  |
| 1,105                 |  | 957   | 148  |
| 2,247                 |  | 1,830   | 417  |
| 988                   |  | 969   | 19   |
| 1,457                 |  | 948   | 509  |
| 368                   |  | 349   | 19   |
| 1,215                 |  | 1,234   | -19  |
| 1,211                 |  | 1,080   | 131  |
| 1,629                 |  | 1,639   | -10  |
| 990                   |  | 942   | 48   |
| 1,063                 |  | 899   | 164  |
| 5,002                 |  | 4,076   | 926  |
| 3,720                 |  | 2,919   | 801  |

Form 990PF Part IV - Capital Gains and Losses for Tax on Investment Income - Columns e - h

| (e) Gross sales price | (f) Depreciation allowed<br>(or allowable) | (g) Cost or other basis<br>plus expense of sale | (h) Gain or (loss)<br>(e) plus (f) minus (g) |
|-----------------------|--|---|--|
| 3,186                 |  | 2,356   | 830  |
| 1,117                 |  | 877   | 240  |
| 554                   |  | 444   | 110  |
| 48                    |  | 54  | -6   |
| 1,522                 |  | 1,167   | 355  |
| 2,336                 |  | 2,036   | 300  |
| 1,277                 |  | 1,136   | 141  |
| 4,691                 |  | 3,407   | 1,284  |
| 453                   |  | 348   | 105  |
| 1,096                 |  | 854   | 242  |
| 509                   |  | 432   | 77   |
| 1,647                 |  | 1,632   | 15   |
| 1,188                 |  | 1,016   | 172  |
| 2,230                 |  | 1,534   | 696  |
| 851                   |  | 897   | -46  |
| 2,555                 |  | 1,838   | 717  |
| 973                   |  | 1,062   | -89  |
| 4,742                 |  | 3,759   | 983  |
| 295                   |  | 268   | 27   |
| 1,448                 |  | 1,309   | 139  |
| 2,685                 |  | 1,977   | 708  |
| 1,844                 |  | 1,409   | 435  |
| 804                   |  | 821   | -3   |
| 1,000                 |  | 863   | 137  |
| 843                   |  | 687   | 156  |
| 1,108                 |  | 999   | 109  |
| 175                   |  | 154   | 21   |
| 818                   |  | 954   | -136   |
| 1,674                 |  | 1,494   | 180  |
| 2,017                 |  | 2,445   | -428   |

Form 990PF Part IV - Capital Gains and Losses for Tax on Investment Income - Columns e - h

| (e) Gross sales price | (f) Depreciation allowed<br>(or allowable) | (g) Cost or other basis<br>plus expense of sale | (h) Gain or (loss)<br>(e) plus (f) minus (g) |
|-----------------------|--|---|--|
| 2,412                 |  | 1,846   | 566  |
| 855                   |  | 663   | 192  |
| 1,674                 |  | 1,434   | 240  |
| 3,008                 |  | 2,752   | 256  |
| 312                   |  | 327   | -15  |
| 1,573                 |  | 1,252   | 321  |
| 450                   |  | 341   | 109  |
| 4,171                 |  | 2,651   | 1,520  |
| 4,293                 |  | 3,798   | 495  |
| 258                   |  | 219   | 39   |
| 543                   |  | 633   | -90  |
| 43                    |  | 47  |  |
| 1,381                 |  | 1,083   | 298  |
| 134                   |  | 111   | 23   |
| 284                   |  | 309   | -25  |
| 3,627                 |  | 3,501   | 396  |
| 155                   |  | 149   | 12   |
| 253                   |  | 249   | 54   |
| 85                    |  | 59  | 26   |
| 4,387                 |  | 4,123   | 274  |
| 81                    |  | 57  | 24   |
| 113                   |  | 95  | 18   |
| 87                    |  | 66  | 21   |
| 107                   |  | 94  | 13   |
| 4,830                 |  | 4,460   | 370  |
| 219                   |  | 155   | 64   |
| 203                   |  | 166   | 37   |
| 316                   |  | 206   | 110  |
| 101                   |  | 80  | 21   |
| 8,561                 |  | 5,990   | 2,571  |

Form 990PF Part IV - Capital Gains and Losses for Tax on Investment Income - Columns e - h

| (e) Gross sales price | (f) Depreciation allowed<br>(or allowable) | (g) Cost or other basis<br>plus expense of sale | (h) Gain or (loss)<br>(e) plus (f) minus (g) |
|-----------------------|--|---|--|
| 106                   |  | 101   | 5  |
| 78                    |  | 50  | 28   |
| 234                   |  | 154   | 80   |
| 4,541                 |  | 5,199   | -567   |
| 374                   |  | 317   | 57   |
| 928                   |  | 790   | 138  |
| 47                    |  | 35  | 12   |
| 3,557                 |  | 3,086   | 471  |
| 249                   |  | 176   | 73   |
| 163                   |  | 134   | 29   |
| 52                    |  | 34  | 18   |
| 114                   |  | 132   | -18  |
| 437                   |  | 362   | 75   |
| 60                    |  | 27  | 33   |
| 245                   |  | 221   | 24   |
| 281                   |  | 210   | 71   |
| 162                   |  | 139   | 23   |
| 285                   |  | 206   | 79   |
| 100                   |  | 81  | 19   |
| 2,209                 |  | 1,956   | 253  |
| 381                   |  | 249   | 132  |
| 6,008                 |  | 4,393   | 1,615  |
| 29                    |  | 22  | 7  |
| 360                   |  | 285   | 75   |
| 184                   |  | 187   | -3   |
| 4,534                 |  | 3,161   | 1,373  |
| 147                   |  | 91  | 56   |
| 2,179                 |  | 1,531   | 648  |
| 224                   |  | 170   | 54   |
| 2,175                 |  | 1,572   | 603  |



Form 990PF Part IV - Capital Gains and Losses for Tax on Investment Income - Columns e - h

| (e) Gross sales price | (f) Depreciation allowed<br>(or allowable) | (g) Cost or other basis<br>plus expense of sale | (h) Gain or (loss)<br>(e) plus (f) minus (g) |
|-----------------------|--|---|--|
| 146                   |  | 92  | 54   |
| 185                   |  | 134   | 51   |
| 223                   |  | 172   | 51   |
| 357                   |  | 251   | 106  |
| 1,439                 |  | 1,263   | 176  |
| 92                    |  | 61  | 31   |
| 80                    |  | 63  | 17   |
| 269                   |  | 213   | 56   |
| 380                   |  | 303   | 77   |
| 218                   |  | 169   | 49   |
| 389                   |  | 289   | 100  |
| 332                   |  | 250   | 82   |
| 2,459                 |  | 1,906   | 553  |
| 164                   |  | 127   | 37   |
| 269                   |  | 172   | 97   |
| 200                   |  | 175   | 25   |
| 821                   |  | 615   | 206  |
| 69                    |  | 50  | 19   |
| 446                   |  | 456   |  |
| 142                   |  | 137   | 5  |
| 158                   |  | 164   | -6   |
| 168                   |  | 158   | 10   |
| 853                   |  | 822   | 31   |
| 158                   |  | 129   | 29   |
| 369                   |  | 315   | 54   |
| 186                   |  | 177   | 9  |
| 264                   |  | 201   | 63   |
| 61                    |  | 52  | 9  |
| 282                   |  | 224   | 58   |
| 1,211                 |  | 931   | 280  |

Form 990PF Part IV - Capital Gains and Losses for Tax on Investment Income - Columns e - h

| (e) Gross sales price | (f) Depreciation allowed<br>(or allowable) | (g) Cost or other basis<br>plus expense of sale | (h) Gain or (loss)<br>(e) plus (f) minus (g) |
|-----------------------|--|---|--|
| 419                   |  | 293   | 126  |
| 1,859                 |  | 1,423   | 436  |
| 52                    |  | 44  | 8  |
| 2,138                 |  | 1,627   | 511  |
| 66                    |  | 64  | 2  |
| 236                   |  | 205   | 31   |
| 57                    |  | 37  | 20   |
| 669                   |  | 1,042   | -373   |
| 208                   |  | 161   | 47   |
| 132                   |  | 116   | 38   |
| 132                   |  | 99  | 50   |

Form 990PF Part IV - Capital Gains and Losses for Tax on Investment Income - Columns i - l

| Complete only for assets showing gain in column (h) and owned by the foundation on 12/31/69 |                                   |  | (l) Gains (Col (h) gain minus col (k), but not less than -0-) or Losses (from col (h)) |
|---|-----------------------------------|--|--|
| (i) F M V as of 12/31/69  | (j) Adjusted basis as of 12/31/69 | (k) Excess of col (i) over col (j), if any |  |
|   |                                   |  | -349   |
|   |                                   |  | -1,376   |
|   |                                   |  | 57   |
|   |                                   |  | 36   |
|   |                                   |  | 303  |
|   |                                   |  | 31   |
|   |                                   |  | 937  |
|   |                                   |  | 24   |
|   |                                   |  | 186  |
|   |                                   |  |  |
|   |                                   |  | 283  |
|   |                                   |  | 348  |
|   |                                   |  | 132  |
|   |                                   |  | 1  |
|   |                                   |  | -209   |
|   |                                   |  | 354  |
|   |                                   |  | 63   |
|   |                                   |  | 164  |
|   |                                   |  | 148  |
|   |                                   |  | 417  |
|   |                                   |  | 19   |
|   |                                   |  | 509  |
|   |                                   |  | 19   |
|   |                                   |  | -19  |
|   |                                   |  | 131  |
|   |                                   |  | -10  |
|   |                                   |  | 48   |
|   |                                   |  | 164  |
|   |                                   |  | 926  |
|   |                                   |  | 801  |

Form 990PF Part IV - Capital Gains and Losses for Tax on Investment Income - Columns i - l

| Complete only for assets showing gain in column (h) and owned by the foundation on 12/31/69 |                                   |  | (l) Gains (Col (h) gain minus col (k), but not less than -0-) or Losses (from col (h)) |
|---|-----------------------------------|--|--|
| (i) F M V as of 12/31/69  | (j) Adjusted basis as of 12/31/69 | (k) Excess of col (i) over col (j), if any |  |
|   |                                   |  | 830  |
|   |                                   |  | 240  |
|   |                                   |  | 110  |
|   |                                   |  | -6   |
|   |                                   |  | 355  |
|   |                                   |  | 300  |
|   |                                   |  | 141  |
|   |                                   |  | 1,284  |
|   |                                   |  | 105  |
|   |                                   |  | 242  |
|   |                                   |  | 77   |
|   |                                   |  | 15   |
|   |                                   |  | 172  |
|   |                                   |  | 696  |
|   |                                   |  | -46  |
|   |                                   |  | 717  |
|   |                                   |  | -89  |
|   |                                   |  | 983  |
|   |                                   |  | 27   |
|   |                                   |  | 139  |
|   |                                   |  | 708  |
|   |                                   |  | 435  |
|   |                                   |  | -3   |
|   |                                   |  | 137  |
|   |                                   |  | 156  |
|   |                                   |  | 109  |
|   |                                   |  | 21   |
|   |                                   |  | -136   |
|   |                                   |  | 180  |
|   |                                   |  | -428   |

Form 990PF Part IV - Capital Gains and Losses for Tax on Investment Income - Columns i - l

| Complete only for assets showing gain in column (h) and owned by the foundation on 12/31/69 |                                   |  | (l) Gains (Col (h) gain minus col (k), but not less than -0-) or Losses (from col (h)) |
|---|-----------------------------------|--|--|
| (i) F M V as of 12/31/69  | (j) Adjusted basis as of 12/31/69 | (k) Excess of col (i) over col (j), if any |  |
|   |                                   |  | 566  |
|   |                                   |  | 192  |
|   |                                   |  | 240  |
|   |                                   |  | 256  |
|   |                                   |  | -15  |
|   |                                   |  | 321  |
|   |                                   |  | 109  |
|   |                                   |  | 1,520  |
|   |                                   |  | 495  |
|   |                                   |  | 39   |
|   |                                   |  | -90  |
|   |                                   |  |  |
|   |                                   |  | 298  |
|   |                                   |  | 23   |
|   |                                   |  | -25  |
|   |                                   |  | 396  |
|   |                                   |  | 12   |
|   |                                   |  | 54   |
|   |                                   |  | 26   |
|   |                                   |  | 274  |
|   |                                   |  | 24   |
|   |                                   |  | 18   |
|   |                                   |  | 21   |
|   |                                   |  | 13   |
|   |                                   |  | 370  |
|   |                                   |  | 64   |
|   |                                   |  | 37   |
|   |                                   |  | 110  |
|   |                                   |  | 21   |
|   |                                   |  | 2,571  |

Form 990PF Part IV - Capital Gains and Losses for Tax on Investment Income - Columns i - l

| Complete only for assets showing gain in column (h) and owned by the foundation on 12/31/69 |                                   |  | (l) Gains (Col (h) gain minus col (k), but not less than -0-) or Losses (from col (h)) |
|---|-----------------------------------|--|--|
| (i) F M V as of 12/31/69  | (j) Adjusted basis as of 12/31/69 | (k) Excess of col (i) over col (j), if any |  |
|   |                                   |  | 5  |
|   |                                   |  | 28   |
|   |                                   |  | 80   |
|   |                                   |  | -567   |
|   |                                   |  | 57   |
|   |                                   |  | 138  |
|   |                                   |  | 12   |
|   |                                   |  | 471  |
|   |                                   |  | 73   |
|   |                                   |  | 29   |
|   |                                   |  | 18   |
|   |                                   |  | -18  |
|   |                                   |  | 75   |
|   |                                   |  | 33   |
|   |                                   |  | 24   |
|   |                                   |  | 71   |
|   |                                   |  | 23   |
|   |                                   |  | 79   |
|   |                                   |  | 19   |
|   |                                   |  | 253  |
|   |                                   |  | 132  |
|   |                                   |  | 1,615  |
|   |                                   |  | 7  |
|   |                                   |  | 75   |
|   |                                   |  | -3   |
|   |                                   |  | 1,373  |
|   |                                   |  | 56   |
|   |                                   |  | 648  |
|   |                                   |  | 54   |
|   |                                   |  | 603  |

Form 990PF Part IV - Capital Gains and Losses for Tax on Investment Income - Columns i - l


| Complete only for assets showing gain in column (h) and owned by the foundation on 12/31/69 |                                   |  | (l) Gains (Col (h) gain minus col (k), but not less than -0-) or Losses (from col (h)) |
|---|-----------------------------------|--|--|
| (i) F M V as of 12/31/69  | (j) Adjusted basis as of 12/31/69 | (k) Excess of col (i) over col (j), if any |  |
|   |                                   |  | 54   |
|   |                                   |  | 51   |
|   |                                   |  | 51   |
|   |                                   |  | 106  |
|   |                                   |  | 176  |
|   |                                   |  | 31   |
|   |                                   |  | 17   |
|   |                                   |  | 56   |
|   |                                   |  | 77   |
|   |                                   |  | 49   |
|   |                                   |  | 100  |
|   |                                   |  | 82   |
|   |                                   |  | 553  |
|   |                                   |  | 37   |
|   |                                   |  | 97   |
|   |                                   |  | 25   |
|   |                                   |  | 206  |
|   |                                   |  | 19   |
|   |                                   |  |  |
|   |                                   |  | 5  |
|   |                                   |  | -6   |
|   |                                   |  | 10   |
|   |                                   |  | 31   |
|   |                                   |  | 29   |
|   |                                   |  | 54   |
|   |                                   |  | 9  |
|   |                                   |  | 63   |
|   |                                   |  | 9  |
|   |                                   |  | 58   |
|   |                                   |  | 280  |

Form 990PF Part IV - Capital Gains and Losses for Tax on Investment Income - Columns i - l


| Complete only for assets showing gain in column (h) and owned by the foundation on 12/31/69 |                                   |  | (l) Gains (Col (h) gain minus col (k), but not less than -0-) or Losses (from col (h)) |
|---|-----------------------------------|--|--|
| (i) F M V as of 12/31/69  | (j) Adjusted basis as of 12/31/69 | (k) Excess of col (i) over col (j), if any |  |
|   |                                   |  | 126  |
|   |                                   |  | 436  |
|   |                                   |  | 8  |
|   |                                   |  | 511  |
|   |                                   |  | 2  |
|   |                                   |  | 31   |
|   |                                   |  | 20   |
|   |                                   |  | -373   |
|   |                                   |  | 47   |
|   |                                   |  | 38   |
|   |                                   |  | 50   |




Form 990PF Part XV Line 3 - Grants and Contributions Paid During the Year or Approved for Future Payment

| Recipient  | If recipient is an individual, show any relationship to any foundation manager or substantial contributor | Foundation status of recipient | Purpose of grant or contribution | Amount  |
|--|---|--------------------------------|----------------------------------|---------|
| Name and address (home or business)  |   |                                |                                  |         |
| <b>a</b> <i>Paid during the year</i>   |   |                                |                                  |         |
| 100 Neediest Cases PO Box 955925<br>St Louis,MO 63178  |   |                                | Charitable                       | 3,000   |
| American Red Cross 10195<br>Corporate Square<br>St Louis,MO 63132  |   |                                | Charitable                       | 1,000   |
| Boys HopeGirls Hope 755 S New<br>Ballas<br>Bridgeton,MO 63141  |   |                                | Charitable                       | 1,000   |
| Butterfield Youth Services Inc PO<br>Box 333<br>Marshall,MO 65340  |   |                                | Charitable                       | 1,000   |
| Catholic Charities 4532 Lindell Blvd<br>St Louis,MO 63108  |   |                                | Charitable                       | 2,000   |
| Center for Hearing and Speech 9835<br>Manchester Rd<br>St Louis,MO 63119   |   |                                | Charitable                       | 1,000   |
| Central Institute for the Deaf 825 S<br>Taylor Ave<br>St Louis,MO 63110  |   |                                | Charitable                       | 2,000   |
| Childrens Foundation of Mid-America<br>1220 N Lindbergh<br>St Louis,MO 63132   |   |                                | Charitable                       | 1,000   |
| Childrens Home Society 9445<br>Litzsinger Rd<br>St Louis,MO 63144  |   |                                | Charitable                       | 1,000   |
| Circle of Concern 112 St Louis Ave<br>Valley Park,MO 63088   |   |                                | Charitable                       | 5,000   |
| College of the Ozarks PO Box 17<br>Point Lookout,MO 65726  |   |                                | Charitable                       | 1,000   |
| Community helping Ministry 3770<br>McKelvey Road<br>Bridgeton,MO 63044   |   |                                | Charitable                       | 1,000   |
| Covenant House Missouri 2727 N<br>Kingshighway Blvd<br>St Louis,MO 63113   |   |                                | Charitable                       | 1,000   |
| Family Resource Center 3309 S<br>Kingshighway Blvd<br>St Louis,MO 63139  |   |                                | Charitable                       | 1,000   |
| Feed My People 171 Kingston Drive<br>St Louis,MO 63125   |   |                                | Charitable                       | 7,000   |
| <b>Total . . . . .</b>  <b>3a</b> |   |                                |                                  | 120,000 |


Form 990PF Part XV Line 3 - Grants and Contributions Paid During the Year or Approved for Future Payment

| Recipient  | If recipient is an individual, show any relationship to any foundation manager or substantial contributor | Foundation status of recipient | Purpose of grant or contribution | Amount  |
|--|---|--------------------------------|----------------------------------|---------|
| Name and address (home or business)  |   |                                |                                  |         |
| <b>a</b> Paid during the year  |   |                                |                                  |         |
| Good Sheperd School for Children<br>1170 Timber Run Dr<br>St Louis,MO 63146  |   |                                | Charitable                       | 1,000   |
| Grace Hill 2600 Hadley Street<br>St Louis,MO 63106   |   |                                | Charitable                       | 1,000   |
| Guardian Angel 1127 N Vandeventer<br>St Louis,MO 63113   |   |                                | Charitable                       | 2,000   |
| Humanitri 1120 S Sixth Street<br>St Louis,MO 63104   |   |                                | Charitable                       | 1,000   |
| Hunting for Heroes 8426 Clint Drive<br>Belton,MO 64012   |   |                                | Charitable                       | 4,000   |
| Independence Center 4245 Forest<br>Park Ave<br>St Louis,MO 63108   |   |                                | Charitable                       | 1,000   |
| James S McDonnell USO PO Box<br>10367<br>St Louis,MO 63145   |   |                                | Charitable                       | 1,000   |
| Jamestown New Horizons Inc 15350<br>Old jamestown Road<br>Florissant,MO 63034  |   |                                | Charitable                       | 1,000   |
| Lift for Life 1731 Broadway<br>St Louis,MO 63104   |   |                                | Charitable                       | 1,000   |
| Loaves & Fishes Inc 2750 McKelvey<br>Rd<br>Maryland Heights,MO 63043   |   |                                | Charitable                       | 7,000   |
| Lutheran Family & Childrens Services<br>of MO 8631 Delmar Blvd<br>St Louis,MO 63124                                    |   |                                | Charitable                       | 1,000   |
| Make-A-Wish Foundation of Metro St<br>louis 600 Kellwood Parkway<br>St Louis,MO 63107                                  |   |                                | Charitable                       | 1,000   |
| Missouri Girls Town Foundation PO<br>Box 59<br>Kingdom City,MO 65262   |   |                                | Charitable                       | 1,000   |
| Operation Food Search 6282 Olive<br>Blvd<br>St Louis,MO 63130  |   |                                | Charitable                       | 7,000   |
| Our Ladys Inn 4223 S Compton<br>St Louis,MO 63111  |   |                                | Charitable                       | 1,000   |
| <b>Total . . . . .</b>  <b>3a</b> |   |                                |                                  | 120,000 |

Form 990PF Part XV Line 3 - Grants and Contributions Paid During the Year or Approved for Future Payment

| Recipient  | If recipient is an individual, show any relationship to any foundation manager or substantial contributor | Foundation status of recipient | Purpose of grant or contribution | Amount  |
|--|---|--------------------------------|----------------------------------|---------|
| Name and address (home or business)  |   |                                |                                  |         |
| <b>a</b> <i>Paid during the year</i>   |   |                                |                                  |         |
| Our Little Haven PO Box 23010<br>St Louis,MO 63156   |   |                                | Charitable                       | 1,000   |
| Paraquad 5240 Oakland Ave<br>St Louis,MO 63110   |   |                                | Charitable                       | 1,000   |
| Provident 2650 Olive Street<br>St Louis,MO 63103   |   |                                | Charitable                       | 5,000   |
| Rainbow Village 1240 Dautel Lane<br>St Louis,MO 63146  |   |                                | Charitable                       | 1,000   |
| Ranken-Jordan 11365 Dorsett Road<br>Maryland Heights,MO 63043  |   |                                | Charitable                       | 1,000   |
| Ronald McDonald House 4381 West Pine<br>St Louis,MO 63108  |   |                                | Charitable                       | 1,000   |
| Salvation Army 1130 Hampton Ave<br>St Louis,MO 63139   |   |                                | Charitable                       | 7,000   |
| Service Club for the Blind Inc 3719<br>Watson Rd<br>St Louis,MO 63109  |   |                                | Charitable                       | 1,000   |
| Sherwood Forest Camp 2708 Sutton Ave<br>St Louis,MO 63143  |   |                                | Charitable                       | 1,000   |
| Shriners Hospital for Children 2001 S<br>Lindbergh<br>St Louis,MO 63131  |   |                                | Charitable                       | 2,000   |
| St Johns Mercy Hospice 1000 Des<br>Peres Rd<br>St Louis,MO 63131   |   |                                | Charitable                       | 3,000   |
| St Joseph Institute for the Deaf 1809<br>Clarkson Rd<br>Chesterfield,MO 63017  |   |                                | Charitable                       | 2,000   |
| St Louis Area Foodbank 70 Corporate<br>Woods Dr<br>Bridgeton,MO 63044  |   |                                | Charitable                       | 7,000   |
| St Louis Childrens Hospital PO Box<br>14871<br>St Louis,MO 63178   |   |                                | Charitable                       | 1,000   |
| St Louis Peregrine Society Inc 2343<br>Hampton<br>St Louis,MO 63139  |   |                                | Charitable                       | 1,000   |
| <b>Total . . . . .</b>  <b>3a</b> |   |                                |                                  | 120,000 |

Form 990PF Part XV Line 3 - Grants and Contributions Paid During the Year or Approved for Future Payment

| Recipient  | If recipient is an individual, show any relationship to any foundation manager or substantial contributor | Foundation status of recipient | Purpose of grant or contribution | Amount  |
|--|---|--------------------------------|----------------------------------|---------|
| Name and address (home or business)  |   |                                |                                  |         |
| <b>a</b> <i>Paid during the year</i>   |   |                                |                                  |         |
| St louis Society for the Physically Disabled 10176 Corporate Square Dr St Louis,MO 63132                               |   |                                | Charitable                       | 1,000   |
| St Patrick Center 800 N Tucker Blvd St Louis,MO 63101  |   |                                | Charitable                       | 2,000   |
| St Vincent Home for Children 7401 Florissant Rd St Louis,MO 63121  |   |                                | Charitable                       | 1,000   |
| Sunshine Ministries PO Box 66880 St Louis,MO 63166   |   |                                | Charitable                       | 7,000   |
| Support Dogs Inc 11645 Ilburn Park Road St Louis,MO 63146  |   |                                | Charitable                       | 1,000   |
| The Food Bank for Central & Northeast MO 2101 Vandiver Dr Columbia,MO 65202  |   |                                | Charitable                       | 7,000   |
| Variety Club 2200 Westport Plaza Dr St Louis,MO 63146  |   |                                | Charitable                       | 2,000   |
| Voices for Children 121 S meramec Ave St Louis,MO 63105  |   |                                | Charitable                       | 1,000   |
| Women on Mission - St Louis 17112 Chaise Ridge Rd Chesterfield,MO 63005  |   |                                | Charitable                       | 2,000   |
| Wyman 600 Kiwanis Drive Eureka,MO 63025  |   |                                | Charitable                       | 1,000   |
| <b>Total . . . . .</b>  <b>3a</b> |   |                                |                                  | 120,000 |

**TY 2013 IRS Payment****Name:** Sidener Foundation**EIN:** 51-0189216**Software ID:** 13000230**Software Version:** 13.5.0.0**Type of Account:** Checking**Payment Amount in Dollars and** 505**Cents:****Requested Payment Date:** 2014-05-08**Taxpayer's Daytime Phone** (314) 991-0730**Number:**

**TY 2013 Accounting Fees Schedule****Name:** Sidener Foundation**EIN:** 51-0189216**Software ID:** 13000230**Software Version:** 13.5.0.0

| Category           | Amount | Net Investment<br>Income | Adjusted Net<br>Income | Disbursements for<br>Charitable<br>Purposes |
|--------------------|--------|--------------------------|------------------------|---|
| Steven J Laux, CPA | 3,740  | 3,740                    |                        |   |

Note: To capture the full content of this document, please select landscape mode (11" x 8.5") when printing.

TY 2013 Gain/Loss from Sale of Other Assets Schedule

**Name:** Sidener Foundation

**EIN:** 51-0189216

**Software ID:** 13000230

**Software Version:** 13.5.0.0

| Name                      | Date Acquired | How Acquired | Date Sold | Purchaser Name | Gross Sales Price | Basis  | Basis Method | Sales Expenses | Total (net) | Accumulated Depreciation |
|---------------------------|---------------|--------------|-----------|----------------|-------------------|--------|--------------|----------------|-------------|--------------------------|
| American Express Bank CD  | 2013-04       | P            | 2013-10   |                | 85,000            | 85,349 |              |                | -349        |                          |
| Ally Bank CD              | 2010-11       | P            | 2013-03   |                | 80,000            | 81,376 |              |                | -1,376      |                          |
| ABM Industries            | 2012-12       | P            | 2013-05   |                | 531               | 474    |              |                | 57          |                          |
| Abbott Labs               | 2012-12       | P            | 2013-01   |                | 564               | 528    |              |                | 36          |                          |
| Abbvie Inc                | 2012-12       | P            | 2013-09   |                | 1,323             | 1,020  |              |                | 303         |                          |
| Anheuser Busch            | 2012-12       | P            | 2013-08   |                | 292               | 261    |              |                | 31          |                          |
| Automatic Data Processing | 2012-12       | P            | 2013-05   |                | 6,290             | 5,353  |              |                | 937         |                          |
| Avista Corp               | 2012-12       | P            | 2013-01   |                | 810               | 786    |              |                | 24          |                          |
| Bayer AG                  | 2012-12       | P            | 2013-05   |                | 1,514             | 1,328  |              |                | 186         |                          |
| BHP Billiton              | 2013-05       | P            | 2013-12   |                | 68                | 68     |              |                |             |                          |
| Blackrock Inc             | 2012-12       | P            | 2013-03   |                | 1,725             | 1,442  |              |                | 283         |                          |
| CME Group Inc             | 2012-12       | P            | 2013-08   |                | 1,154             | 806    |              |                | 348         |                          |
| CMS Energy                | 2012-12       | P            | 2013-09   |                | 1,610             | 1,478  |              |                | 132         |                          |
| Centrica PLC              | 2013-03       | P            | 2013-12   |                | 46                | 45     |              |                | 1           |                          |
| Centurylink Inc           | 2012-06       | P            | 2013-02   |                | 1,320             | 1,529  |              |                | -209        |                          |
| Chubb Corp                | 2012-12       | P            | 2013-03   |                | 3,572             | 3,218  |              |                | 354         |                          |
| Coach Inc                 | 2013-03       | P            | 2013-12   |                | 503               | 440    |              |                | 63          |                          |
| Coca Cola                 | 2012-12       | P            | 2013-03   |                | 1,108             | 944    |              |                | 164         |                          |
| Comcast Corp              | 2012-12       | P            | 2013-08   |                | 1,105             | 957    |              |                | 148         |                          |
| Commerce Banc             | 2012-12       | P            | 2013-06   |                | 2,247             | 1,830  |              |                | 417         |                          |
| Compass Group             | 2012-12       | P            | 2013-03   |                | 988               | 969    |              |                | 19          |                          |
| Deutsche Post AG          | 2012-12       | P            | 2013-12   |                | 1,457             | 948    |              |                | 509         |                          |
| Diago PLC                 | 2012-12       | P            | 2013-03   |                | 368               | 349    |              |                | 19          |                          |
| Diebold Inc               | 2012-12       | P            | 2013-02   |                | 1,215             | 1,234  |              |                | -19         |                          |
| Du Pont                   | 2012-12       | P            | 2013-08   |                | 1,211             | 1,080  |              |                | 131         |                          |
| Entergy Corp              | 2012-12       | P            | 2013-03   |                | 1,629             | 1,639  |              |                | -10         |                          |
| Exxon                     | 2012-12       | P            | 2013-03   |                | 990               | 942    |              |                | 48          |                          |
| Gallagher Arthur Co       | 2012-12       | P            | 2013-03   |                | 1,063             | 899    |              |                | 164         |                          |
| General Mills             | 2012-12       | P            | 2013-08   |                | 5,002             | 4,076  |              |                | 926         |                          |
| Genuine Parts             | 2012-12       | P            | 2013-07   |                | 3,720             | 2,919  |              |                | 801         |                          |

| Name                  | Date Acquired | How Acquired | Date Sold | Purchaser Name | Gross Sales Price | Basis | Basis Method | Sales Expenses | Total (net) | Accumulated Depreciation |
|-----------------------|---------------|--------------|-----------|----------------|-------------------|-------|--------------|----------------|-------------|--------------------------|
| HJ Heinz              | 2012-06       | P            | 2013-04   |                | 3,186             | 2,356 |              |                | 830         |                          |
| Hillenbrand Inc       | 2012-12       | P            | 2013-11   |                | 1,117             | 877   |              |                | 240         |                          |
| Honeywell             | 2012-12       | P            | 2013-08   |                | 554               | 444   |              |                | 110         |                          |
| Innophos Holdings     | 2013-04       | P            | 2013-12   |                | 48                | 54    |              |                | -6          |                          |
| Eli Lilly             | 2012-06       | P            | 2013-05   |                | 1,522             | 1,167 |              |                | 355         |                          |
| Lockheed Martin       | 2012-12       | P            | 2013-12   |                | 2,336             | 2,036 |              |                | 300         |                          |
| McDonalds             | 2012-06       | P            | 2013-04   |                | 1,277             | 1,136 |              |                | 141         |                          |
| Medtronic Inc         | 2012-12       | P            | 2013-11   |                | 4,691             | 3,407 |              |                | 1,284       |                          |
| Microsoft             | 2012-12       | P            | 2013-06   |                | 453               | 348   |              |                | 105         |                          |
| Microchip Tech        | 2012-12       | P            | 2013-08   |                | 1,096             | 854   |              |                | 242         |                          |
| Munich RE Group       | 2012-12       | P            | 2013-12   |                | 509               | 432   |              |                | 77          |                          |
| nestle                | 2012-12       | P            | 2013-08   |                | 1,647             | 1,632 |              |                | 15          |                          |
| Nisource Inc          | 2012-12       | P            | 2013-05   |                | 1,188             | 1,016 |              |                | 172         |                          |
| Norfolk Southern      | 2012-12       | P            | 2013-12   |                | 2,230             | 1,534 |              |                | 696         |                          |
| Oracle Corp           | 2012-12       | P            | 2013-03   |                | 851               | 897   |              |                | -46         |                          |
| Paychex Inc           | 2012-12       | P            | 2013-12   |                | 2,555             | 1,838 |              |                | 717         |                          |
| Pearson PLC           | 2012-12       | P            | 2013-03   |                | 973               | 1,062 |              |                | -89         |                          |
| Pfizer Inc            | 2012-12       | P            | 2013-04   |                | 4,742             | 3,759 |              |                | 983         |                          |
| Qualcomm Inc          | 2013-08       | P            | 2013-12   |                | 295               | 268   |              |                | 27          |                          |
| Reckitt benckiser PLC | 2012-12       | P            | 2013-06   |                | 1,448             | 1,309 |              |                | 139         |                          |
| Regal Entertainment   | 2012-12       | P            | 2013-05   |                | 2,685             | 1,977 |              |                | 708         |                          |
| Roche Holding         | 2012-12       | P            | 2013-12   |                | 1,844             | 1,409 |              |                | 435         |                          |
| Rogers Comm           | 2012-12       | P            | 2013-11   |                | 804               | 821   |              |                | -3          |                          |
| Scana Corp            | 2012-12       | P            | 2013-04   |                | 1,000             | 863   |              |                | 137         |                          |
| Severn Trent PLC      | 2013-03       | P            | 2013-12   |                | 843               | 687   |              |                | 156         |                          |
| Spectra Energy        | 2012-12       | P            | 2013-06   |                | 1,108             | 999   |              |                | 109         |                          |
| Staples Inc           | 2013-05       | P            | 2013-12   |                | 175               | 154   |              |                | 21          |                          |
| Sunrise Senior Living | 2013-01       | P            | 2013-01   |                | 818               | 954   |              |                | -136        |                          |
| Taiwan Semiconductor  | 2012-12       | P            | 2013-05   |                | 1,674             | 1,494 |              |                | 180         |                          |
| Telefonica Brasil     | 2012-12       | P            | 2013-08   |                | 2,017             | 2,445 |              |                | -428        |                          |



| Name                         | Date Acquired | How Acquired | Date Sold | Purchaser Name | Gross Sales Price | Basis | Basis Method | Sales Expenses | Total (net) | Accumulated Depreciation |
|------------------------------|---------------|--------------|-----------|----------------|-------------------|-------|--------------|----------------|-------------|--------------------------|
| 3M Company                   | 2012-12       | P            | 2013-09   |                | 2,412             | 1,846 |              |                | 566         |                          |
| Time Warner                  | 2012-12       | P            | 2013-08   |                | 855               | 663   |              |                | 192         |                          |
| Travelers Co                 | 2012-12       | P            | 2013-05   |                | 1,674             | 1,434 |              |                | 240         |                          |
| UNS Energy                   | 2012-12       | P            | 2013-06   |                | 3,008             | 2,752 |              |                | 256         |                          |
| United Utilities Group       | 2012-12       | P            | 2013-03   |                | 312               | 327   |              |                | -15         |                          |
| Vectren Corp                 | 2012-12       | P            | 2013-04   |                | 1,573             | 1,252 |              |                | 321         |                          |
| Vinci SA ADR                 | 2012-12       | P            | 2013-12   |                | 450               | 341   |              |                | 109         |                          |
| Walgreen Company             | 2012-12       | P            | 2013-10   |                | 4,171             | 2,651 |              |                | 1,520       |                          |
| Waste Mgmt                   | 2012-12       | P            | 2013-12   |                | 4,293             | 3,798 |              |                | 495         |                          |
| Western Union                | 2013-03       | P            | 2013-12   |                | 258               | 219   |              |                | 39          |                          |
| Windstream Corp              | 2012-06       | P            | 2013-06   |                | 543               | 633   |              |                | -90         |                          |
| Yara Intl                    | 2013-05       | P            | 2013-12   |                | 43                | 47    |              |                |             |                          |
| Daimler AG Reg               | 2012-12       | P            | 2013-08   |                | 1,381             | 1,083 |              |                | 298         |                          |
| Aircastle Ltd                | 2013-06       | P            | 2013-12   |                | 134               | 111   |              |                | 23          |                          |
| Ensco PLC                    | 2013-11       | P            | 2013-12   |                | 284               | 309   |              |                | -25         |                          |
| Breitbart Energy Partners    | 2012-12       | P            | 2013-07   |                | 3,627             | 3,501 |              |                | 396         |                          |
| Memorial Production Partners | 2013-10       | P            | 2013-12   |                | 155               | 149   |              |                | 12          |                          |
| Williams Partners            | 2013-01       | P            | 2013-12   |                | 253               | 249   |              |                | 54          |                          |
| ABM Industries               | 2012-12       | P            | 2013-12   |                | 85                | 59    |              |                | 26          |                          |
| Astrazeneca PLC              | 2011-11       | P            | 2013-12   |                | 4,387             | 4,123 |              |                | 274         |                          |
| Automatic Data Processing    | 2012-12       | P            | 2013-12   |                | 81                | 57    |              |                | 24          |                          |
| Avista Corp                  | 2012-12       | P            | 2013-12   |                | 113               | 95    |              |                | 18          |                          |
| BAE Systems PLC              | 2012-12       | P            | 2013-12   |                | 87                | 66    |              |                | 21          |                          |
| BASF SE ADR                  | 2012-12       | P            | 2013-12   |                | 107               | 94    |              |                | 13          |                          |
| BCE Inc                      | 2011-11       | P            | 2013-09   |                | 4,830             | 4,460 |              |                | 370         |                          |
| Becton Dickinson             | 2012-12       | P            | 2013-12   |                | 219               | 155   |              |                | 64          |                          |
| Benis Inc                    | 2012-12       | P            | 2013-12   |                | 203               | 166   |              |                | 37          |                          |
| Blackrock Inc                | 2012-12       | P            | 2013-12   |                | 316               | 206   |              |                | 110         |                          |
| Bob Evans Farms              | 2012-12       | P            | 2013-12   |                | 101               | 80    |              |                | 21          |                          |
| Bristol Lyers                | 2011-11       | P            | 2013-11   |                | 8,561             | 5,990 |              |                | 2,571       |                          |

| Name                      | Date Acquired | How Acquired | Date Sold | Purchaser Name | Gross Sales Price | Basis | Basis Method | Sales Expenses | Total (net) | Accumulated Depreciation |
|---------------------------|---------------|--------------|-----------|----------------|-------------------|-------|--------------|----------------|-------------|--------------------------|
| British American PLC      | 2012-12       | P            | 2013-12   |                | 106               | 101   |              |                | 5           |                          |
| CME Group                 | 2012-12       | P            | 2013-12   |                | 78                | 50    |              |                | 28          |                          |
| CA Inc                    | 2012-12       | P            | 2013-12   |                | 234               | 154   |              |                | 80          |                          |
| Centurylink Inc           | 2011-11       | P            | 2013-02   |                | 4,541             | 5,199 |              |                | -567        |                          |
| Chevron Corp              | 2011-11       | P            | 2013-12   |                | 374               | 317   |              |                | 57          |                          |
| Coca Vola                 | 2011-11       | P            | 2013-05   |                | 928               | 790   |              |                | 138         |                          |
| Compass Group PLC         | 2012-12       | P            | 2013-12   |                | 47                | 35    |              |                | 12          |                          |
| Conoco Phillips           | 2011-11       | P            | 2013-12   |                | 3,557             | 3,086 |              |                | 471         |                          |
| Corning Inc               | 2012-12       | P            | 2013-12   |                | 249               | 176   |              |                | 73          |                          |
| Darden Restaurants Inc    | 2012-12       | P            | 2013-12   |                | 163               | 134   |              |                | 29          |                          |
| Deutsche Telekom AG       | 2012-12       | P            | 2013-12   |                | 52                | 34    |              |                | 18          |                          |
| Diamond Offshore Drilling | 2012-12       | P            | 2013-12   |                | 114               | 132   |              |                | -18         |                          |
| Dominion Resiurces        | 2011-11       | P            | 2013-09   |                | 437               | 362   |              |                | 75          |                          |
| Donnelley Sons            | 2012-12       | P            | 2013-12   |                | 60                | 27    |              |                | 33          |                          |
| Dr Pepper                 | 2012-12       | P            | 2013-12   |                | 245               | 221   |              |                | 24          |                          |
| Emerson Electric          | 2012-12       | P            | 2013-12   |                | 281               | 210   |              |                | 71          |                          |
| GEO Group Inc             | 2012-12       | P            | 2013-12   |                | 162               | 139   |              |                | 23          |                          |
| General Dynamic           | 2012-12       | P            | 2013-12   |                | 285               | 206   |              |                | 79          |                          |
| General Mills             | 2012-12       | P            | 2013-12   |                | 100               | 81    |              |                | 19          |                          |
| Glaxo Smithkline          | 2011-11       | P            | 2013-04   |                | 2,209             | 1,956 |              |                | 253         |                          |
| Hasbro Inc                | 2012-12       | P            | 2013-12   |                | 381               | 249   |              |                | 132         |                          |
| HJ Heinz                  | 2011-11       | P            | 2013-02   |                | 6,008             | 4,393 |              |                | 1,615       |                          |
| Hillenbrand Inc           | 2012-12       | P            | 2013-12   |                | 29                | 22    |              |                | 7           |                          |
| Intel Corp                | 2012-12       | P            | 2013-12   |                | 360               | 285   |              |                | 75          |                          |
| Iron Mtn Inc              | 2012-12       | P            | 2013-12   |                | 184               | 187   |              |                | -3          |                          |
| Johnson Johnson           | 2011-11       | P            | 2013-12   |                | 4,534             | 3,161 |              |                | 1,373       |                          |
| J2 Global Inc             | 2012-12       | P            | 2013-12   |                | 147               | 91    |              |                | 56          |                          |
| Kimberly Clark            | 2011-11       | P            | 2013-12   |                | 2,179             | 1,531 |              |                | 648         |                          |
| Kohls Corp                | 2012-12       | P            | 2013-12   |                | 224               | 170   |              |                | 54          |                          |
| Eli Lilly                 | 2011-11       | P            | 2013-05   |                | 2,175             | 1,572 |              |                | 603         |                          |

| Name                  | Date Acquired | How Acquired | Date Sold | Purchaser Name | Gross Sales Price | Basis | Basis Method | Sales Expenses | Total (net) | Accumulated Depreciation |
|-----------------------|---------------|--------------|-----------|----------------|-------------------|-------|--------------|----------------|-------------|--------------------------|
| Lockheed Martin       | 2012-12       | P            | 2013-12   |                | 146               | 92    |              |                | 54          |                          |
| Microsoft             | 2012-12       | P            | 2013-12   |                | 185               | 134   |              |                | 51          |                          |
| Molson Coors Brewing  | 2012-12       | P            | 2013-12   |                | 223               | 172   |              |                | 51          |                          |
| National Fuel Gas Co  | 2012-12       | P            | 2013-12   |                | 357               | 251   |              |                | 106         |                          |
| National Grid PLC     | 2011-11       | P            | 2013-09   |                | 1,439             | 1,263 |              |                | 176         |                          |
| Norfolk Southern      | 2012-12       | P            | 2013-12   |                | 92                | 61    |              |                | 31          |                          |
| Novartis AG           | 2012-12       | P            | 2013-12   |                | 80                | 63    |              |                | 17          |                          |
| Nucor Corp            | 2012-12       | P            | 2013-12   |                | 269               | 213   |              |                | 56          |                          |
| Occidental Petroleum  | 2012-12       | P            | 2013-12   |                | 380               | 303   |              |                | 77          |                          |
| Owens Minor Inc       | 2012-12       | P            | 2013-12   |                | 218               | 169   |              |                | 49          |                          |
| PNC Financial         | 2012-12       | P            | 2013-12   |                | 389               | 289   |              |                | 100         |                          |
| Pepsico Inc           | 2011-11       | P            | 2013-12   |                | 332               | 250   |              |                | 82          |                          |
| Philip Morris         | 2011-11       | P            | 2013-11   |                | 2,459             | 1,906 |              |                | 553         |                          |
| Proctor Gamble        | 2011-11       | P            | 2013-12   |                | 164               | 127   |              |                | 37          |                          |
| Raytheon Co           | 2012-12       | P            | 2013-12   |                | 269               | 172   |              |                | 97          |                          |
| Republic Services Inc | 2012-12       | P            | 2013-12   |                | 200               | 175   |              |                | 25          |                          |
| Reynolds American Inc | 2011-11       | P            | 2013-11   |                | 821               | 615   |              |                | 206         |                          |
| Roche Holding         | 2012-12       | P            | 2013-12   |                | 69                | 50    |              |                | 19          |                          |
| Rogers Comm           | 2012-12       | P            | 2013-12   |                | 446               | 456   |              |                |             |                          |
| Royal Dutch Shell     | 2012-12       | P            | 2013-12   |                | 142               | 137   |              |                | 5           |                          |
| SSE PLC               | 2012-12       | P            | 2013-12   |                | 158               | 164   |              |                | -6          |                          |
| Shaw Comm             | 2012-12       | P            | 2013-12   |                | 168               | 158   |              |                | 10          |                          |
| Southern Company      | 2011-11       | P            | 2013-02   |                | 853               | 822   |              |                | 31          |                          |
| Swisscom AG           | 2012-12       | P            | 2013-12   |                | 158               | 129   |              |                | 29          |                          |
| Sysco Corp            | 2012-12       | P            | 2013-12   |                | 369               | 315   |              |                | 54          |                          |
| Target Corp           | 2012-12       | P            | 2013-12   |                | 186               | 177   |              |                | 9           |                          |
| Thomson Reuters Corp  | 2012-12       | P            | 2013-12   |                | 264               | 201   |              |                | 63          |                          |
| Total SA ADR          | 2011-11       | P            | 2013-12   |                | 61                | 52    |              |                | 9           |                          |
| US bancorp            | 2012-12       | P            | 2013-12   |                | 282               | 224   |              |                | 58          |                          |
| Unilever PLC          | 2011-11       | P            | 2013-05   |                | 1,211             | 931   |              |                | 280         |                          |

| Name                         | Date Acquired | How Acquired | Date Sold | Purchaser Name | Gross Sales Price | Basis | Basis Method | Sales Expenses | Total (net) | Accumulated Depreciation |
|------------------------------|---------------|--------------|-----------|----------------|-------------------|-------|--------------|----------------|-------------|--------------------------|
| United Parcel                | 2012-12       | P            | 2013-12   |                | 419               | 293   |              |                | 126         |                          |
| Verizon Comm                 | 2011-11       | P            | 2013-08   |                | 1,859             | 1,423 |              |                | 436         |                          |
| Vivendi SA ADR               | 2012-12       | P            | 2013-12   |                | 52                | 44    |              |                | 8           |                          |
| Vodafone Group PLC           | 2011-11       | P            | 2013-12   |                | 2,138             | 1,627 |              |                | 511         |                          |
| Wm Morrison Supermarkets     | 2012-12       | P            | 2013-12   |                | 66                | 64    |              |                | 2           |                          |
| Wal Mart Stores              | 2012-12       | P            | 2013-12   |                | 236               | 205   |              |                | 31          |                          |
| Walgreen Company             | 2012-12       | P            | 2013-12   |                | 57                | 37    |              |                | 20          |                          |
| Windstream Corp              | 2011-11       | P            | 2013-06   |                | 669               | 1,042 |              |                | -373        |                          |
| Partnerre Limited            | 2012-12       | P            | 2013-12   |                | 208               | 161   |              |                | 47          |                          |
| Amerigas Partners            | 2012-12       | P            | 2013-12   |                | 132               | 116   |              |                | 38          |                          |
| Enterprise Products Partners | 2012-12       | P            | 2013-12   |                | 132               | 99    |              |                | 50          |                          |

**TY 2013 General Explanation Attachment****Name:** Sidener Foundation**EIN:** 51-0189216**Software ID:** 13000230**Software Version:** 13.5.0.0

TY 2013 Investments Corporate  
Stock Schedule

**Name:** Sidener Foundation  
**EIN:** 51-0189216  
**Software ID:** 13000230  
**Software Version:** 13.5.0.0

| Name of Stock                                    | End of Year Book Value | End of Year Fair Market Value |
|--|------------------------|-------------------------------|
| 2254 shares of Capital World Growth Income Fund  | 59,441                 | 102,169                       |
| 18495 shares of Washington Mutual Investors Fund | 458,328                | 729,243                       |
| 1691 shares of EuroPacific Growth Fund           | 67,374                 | 82,983                        |
| 7604 shares of Growth Fund of America            | 204,667                | 326,969                       |
| 86 shares of Dynegy, Inc.                        | 38,465                 | 218                           |
| 338 shares of ATT                                | 10,927                 | 11,884                        |
| 349 shares of Altria group                       | 10,436                 | 13,398                        |
| 207 shares of Astrazeneca PLC                    | 9,559                  | 12,289                        |
| 149 shares of BCE Incorporated                   | 6,202                  | 6,453                         |
| 44 shares of Brostols Myers                      | 1,512                  | 2,339                         |
| 94 shares of Centurylink                         | 3,749                  | 2,994                         |
| 56 shares of Chevron                             | 5,916                  | 6,995                         |
| 51 shares of Coca Cola                           | 1,813                  | 2,107                         |
| 168 shares of Conoco Phillips                    | 9,225                  | 11,869                        |
| 87 shares of Dominion Resources                  | 4,610                  | 5,628                         |
| 160 shares of Duke Energy                        | 10,305                 | 11,042                        |
| 195 shares of Glaxo Smith Kline                  | 8,801                  | 10,411                        |
| 87 shares of Johnson Johnson                     | 5,650                  | 7,968                         |
| 119 shares of Kimberly Clark                     | 9,362                  | 12,431                        |
| 37 shares of Eli Lilly                           | 1,542                  | 1,887                         |
| 173 shares of Lorillard Incorporated             | 6,846                  | 8,768                         |
| 64 shares of McDonalds                           | 5,569                  | 6,210                         |
| 188 shares of National Grid PLC                  | 9,510                  | 12,280                        |
| 270 shares of PPL Corporation                    | 8,040                  | 8,124                         |
| 101 shares of Pepsico                            | 6,663                  | 8,377                         |
| 78 shares of Philip Morris                       | 6,323                  | 6,796                         |
| 71 shares of Proctor Gamble                      | 4,603                  | 5,780                         |
| 223 shares of Reynolds American                  | 9,061                  | 11,148                        |
| 112 shares of Royal Dutch Shell ADR B            | 7,789                  | 8,412                         |
| 229 shares of Southern Company                   | 10,131                 | 9,414                         |

| Name of Stock                                   | End of Year Book Value | End of Year Fair Market Value |
|---|------------------------|-------------------------------|
| 224 shares of Total SA Sponsored ADR            | 11,052                 | 13,724                        |
| 52 shares of Unilever PLC                       | 1,687                  | 2,142                         |
| 318 shares of Verizon Communications            | 12,525                 | 15,627                        |
| 478 shares of Vodafone Group PLC                | 13,436                 | 18,790                        |
| 59 shares of HCP Incorporated REIT              | 2,344                  | 2,143                         |
| 124 shares of Health Care REIT                  | 7,145                  | 6,643                         |
| 19765 shares of John Hancock Floating Rate Fund | 187,762                | 186,781                       |
| 18895 shares of Mainstay Floating Rate Fund     | 181,001                | 181,393                       |
| 5096 shares of Guggenheim Floating Rate Fund    | 132,843                | 136,381                       |
| 47 shares of American Electric Power            | 1,807                  | 2,197                         |
| 159 shares of Kraft Foods Group                 | 7,631                  | 8,572                         |
| 220 shares of Merck Company                     | 8,600                  | 11,011                        |
| 44 shares of ABM Industries Inc                 | 870                    | 1,258                         |
| 162 shares of Abbvie Incorporated               | 5,923                  | 8,555                         |
| 73 shares of Ameren Corproation                 | 2,529                  | 2,640                         |
| 13 shares of Anheuser Busch Inbev               | 1,128                  | 1,384                         |
| 3 shares of Apple Inc                           | 1,343                  | 1,683                         |
| 20 shares of Automatic Data Processing          | 1,139                  | 1,616                         |
| 59 shares of Avista Corporation                 | 1,404                  | 1,663                         |
| 125 shares of BAE Systems PLC                   | 2,793                  | 3,602                         |
| 29 shares of BASF SE Sponsored ADR              | 2,713                  | 3,097                         |
| 170 shares of BP PLC Sponsored ADR              | 7,323                  | 8,264                         |
| 33 shares of Becton Dickinson Company           | 2,568                  | 3,646                         |
| 76 shares of Bemis Incorporated                 | 2,517                  | 3,113                         |
| 25 shares of BHP Billiton Ltd Sponsored ADR     | 1,662                  | 1,705                         |
| 14 shares of Blackrock Incorporated             | 2,883                  | 4,430                         |
| 52 shares of Bob Evans farms Inc                | 2,266                  | 2,631                         |
| 14 shares of British American TOB PLC Spon ADR  | 1,406                  | 1,504                         |
| 95 shares of CME Group Incorporated             | 5,464                  | 7,454                         |
| 122 shares of CA Incorporated                   | 2,752                  | 4,105                         |

| Name of Stock                               | End of Year Book Value | End of Year Fair Market Value |
|---|------------------------|-------------------------------|
| 107 shares of Centrica PLC Sponsored ADR    | 2,513                  | 2,465                         |
| 72 shares of Coach Incorporated             | 3,687                  | 4,041                         |
| 30 shares of Comcast Corporation            | 1,064                  | 1,496                         |
| 19 shares of Commonwealth Bank of Australia | 1,265                  | 1,322                         |
| 88 shares of Compass Group PLC Spon ADR     | 1,052                  | 1,411                         |
| 282 shares of Corning Incorporated          | 3,804                  | 5,025                         |
| 68 shares of Darden Restaurants Inc         | 3,096                  | 3,697                         |
| 14 shares of Deere Company                  | 1,207                  | 1,279                         |
| 240 shares of Deutsche Telekom AG Spon ADR  | 2,764                  | 4,111                         |
| 37 shares of Deutsche Post AG Spon ADR      | 969                    | 1,351                         |
| 9 shares of Diago PLC Sponsored ADR         | 1,048                  | 1,192                         |
| 40 shares of Diamond Offshore Drilling      | 2,695                  | 2,277                         |
| 107 shares of Donnelley RR Sons             | 953                    | 2,170                         |
| 48 shares of Dow Chemical Company           | 1,604                  | 2,131                         |
| 116 shares of Dr Pepper Snapple Group       | 5,191                  | 5,652                         |
| 21 shares of Du Pont E I De Nemours         | 945                    | 1,364                         |
| 461 shares of Electricite De France         | 2,347                  | 3,236                         |
| 90 shares of Emerson Electric               | 4,742                  | 6,316                         |
| 109 shares of GEO Group Incorporated        | 3,654                  | 3,512                         |
| 29 shares of Gallagher Arthur J Company     | 1,003                  | 1,361                         |
| 55 shares of General Dynamics               | 3,998                  | 5,255                         |
| 28 shares of General Mills                  | 1,130                  | 1,398                         |
| 102 shares of Hasbro Incorporated           | 3,733                  | 5,611                         |
| 18 shares of Hillenbrand Incorporated       | 405                    | 530                           |
| 15 shares of Honeywell International        | 952                    | 1,370                         |
| 52 shares of Imperial Tobacco Group         | 3,929                  | 4,027                         |
| 22 shares of Innophos Holdings              | 1,190                  | 1,069                         |
| 280 shares of Intel Corporation             | 5,903                  | 7,268                         |
| 27 shares of Integrys Energy Group          | 1,403                  | 1,469                         |
| 123 shares of Iron Mountain Inc             | 3,905                  | 3,733                         |



| Name of Stock                           | End of Year Book Value | End of Year Fair Market Value |
|---|------------------------|-------------------------------|
| 70 shares of J2 Global Inc              | 2,268                  | 3,501                         |
| 30 shares of Kla-Tencor Corporation     | 1,424                  | 1,934                         |
| 97 shares of Kohls Corporation          | 4,326                  | 5,505                         |
| 49 shares of Lockheed Martin            | 4,540                  | 7,284                         |
| 54 shares of Mattel Inc                 | 1,947                  | 2,569                         |
| 164 shares of Microsoft                 | 4,576                  | 6,135                         |
| 39 shares of Microchip Technology       | 1,260                  | 1,745                         |
| 64 shares of Molson Coors Brewing Co    | 2,748                  | 3,594                         |
| 120 shares of Munich RE Group ADR       | 2,160                  | 2,648                         |
| 83 shares of National Fuel Gas Company  | 4,536                  | 5,926                         |
| 19 shares of Nestles SA Sponsored ADR   | 1,240                  | 1,398                         |
| 41 shares of Norfolk Southern           | 2,515                  | 3,806                         |
| 29 shares of Novartis AD Sponsored ADR  | 1,825                  | 2,331                         |
| 66 shares of Nucor Corporation          | 2,814                  | 3,523                         |
| 66 shares of Occidental Petroleum       | 5,416                  | 6,277                         |
| 243 shares of Orkla AS Sponsored ADR    | 1,887                  | 1,896                         |
| 106 shares of Owens Minor Inc           | 3,073                  | 3,875                         |
| 72 shares of PNC Financial Services     | 4,356                  | 5,586                         |
| 111 shares of Pearson PLC Sponsored ADR | 2,145                  | 2,487                         |
| 16 shares of Philippine Long Distance   | 984                    | 961                           |
| 51 shares of Potash Corporation         | 1,623                  | 1,681                         |
| 65 shares of Qualcomm Incorporated      | 4,396                  | 4,826                         |
| 46 shares of Raytheon Company           | 2,634                  | 4,172                         |
| 94 shares of Regal Entertainment        | 1,300                  | 1,828                         |
| 96 shares of Republic Services Inc      | 2,803                  | 3,187                         |
| 24 shares of Roche Holding              | 1,208                  | 1,681                         |
| 173 shares of Rogers Communications     | 7,337                  | 7,830                         |
| 50 shares of Royal Dutch Shell ADR A    | 3,414                  | 3,564                         |
| 155 shares of SSE PLC Sponsored ADR     | 3,638                  | 3,517                         |
| 35 shares of Sanofi Sponsored ADR       | 1,631                  | 1,877                         |

| Name of Stock                                | End of Year Book Value | End of Year Fair Market Value |
|--|------------------------|-------------------------------|
| 51 shares of Sevron Trent PLC Spon ADR       | 1,362                  | 1,440                         |
| 141 shares of Shaw Communications            | 3,225                  | 3,432                         |
| 252 shares of Staples Inc                    | 3,775                  | 4,004                         |
| 72 shares of Statoil ASA Sponsored ADR       | 1,661                  | 1,737                         |
| 54 shares of Svenska Handelsbanken ADR       | 1,185                  | 1,329                         |
| 80 shares of Swisscom AG Sponsored ADR       | 3,452                  | 4,236                         |
| 142 shares of Sysco Corporation              | 4,478                  | 5,126                         |
| 153 shares of Teco Energy Inc                | 2,576                  | 2,638                         |
| 72 shares of Target Corporation              | 4,288                  | 4,556                         |
| 133 shares of Telstra Corporation            | 3,034                  | 3,124                         |
| 249 shares of Turna Rete Elettrica Nazionale | 3,130                  | 3,812                         |
| 129 shares of Thomson Reuters Corp           | 3,708                  | 4,879                         |
| 20 shares of Time Warner Inc                 | 946                    | 1,394                         |
| 116 shares of US Bancorp                     | 3,843                  | 4,686                         |
| 59 shares of United Parcel Service           | 4,329                  | 6,200                         |
| 118 shares of United Utilities Group         | 2,578                  | 2,625                         |
| 219 shares of Vinci SA ADR                   | 2,606                  | 3,600                         |
| 87 shares of Vivendi SA ADR                  | 1,951                  | 2,296                         |
| 57 shares of Wm Morrison Supermarkets        | 1,232                  | 1,232                         |
| 52 shares of Wal-Mart Stores                 | 3,696                  | 4,092                         |
| 42 shares of Walgreen Company                | 1,647                  | 2,412                         |
| 29 shares of Waste Mgt Inc                   | 975                    | 1,301                         |
| 40 shares of Wells Fargo Company             | 1,627                  | 1,816                         |
| 267 shares of Western Union                  | 4,014                  | 4,606                         |
| 55 shares of Westpac Bkg Corp                | 1,492                  | 1,598                         |
| 90 shares of Williams Companies              | 3,266                  | 3,471                         |
| 69 shares of Yara International              | 3,098                  | 2,968                         |
| 36 shares of Daimler AG Reg Shs              | 1,986                  | 3,124                         |
| 122 shares of Aircastle Limited              | 2,120                  | 2,338                         |
| 64 shares of Ensco PLC Shs Class A           | 3,900                  | 3,660                         |

| <b>Name of Stock</b>                          | <b>End of Year Book Value</b> | <b>End of Year Fair Market Value</b> |
|---|-------------------------------|--------------------------------------|
| 44 shares of Partnerre Limited                | 3,535                         | 4,639                                |
| 51 shares of Amerigas Partners LP             | 1,969                         | 2,273                                |
| 64 shares of Corrections Corporation REIT     | 2,190                         | 2,052                                |
| 28 shares of Enterprise Products Partners LP  | 1,382                         | 1,856                                |
| 38 shares of Kinder Morgan Energy Partners LP | 3,076                         | 3,065                                |
| 20 shares of Markwest Energy Partners LP      | 1,004                         | 1,323                                |
| 58 shares of Memorial Production Partners LP  | 1,212                         | 1,273                                |
| 63 shares of Realty Income Corporation REIT   | 2,697                         | 2,352                                |
| 126 shares of Senior Housing Properties REIT  | 3,208                         | 2,801                                |
| 26 shares of Targa Resources Partners LP      | 1,319                         | 1,360                                |
| 32 shares of Ventas Incorporated REIT         | 2,038                         | 1,833                                |
| 92 shares of Williams Partners LP             | 4,695                         | 4,679                                |

**TY 2013 Other Expenses Schedule****Name:** Sidener Foundation**EIN:** 51-0189216**Software ID:** 13000230**Software Version:** 13.5.0.0

| Description                | Revenue and Expenses<br>per Books | Net Investment<br>Income | Adjusted Net Income | Disbursements for<br>Charitable Purposes |
|----------------------------|-----------------------------------|--------------------------|---------------------|--|
| Bank charges               | 180                               | 180                      |                     |  |
| Annual registration report | 10                                |                          |                     | 10                                       |

**TY 2013 Other Income Schedule****Name:** Sidener Foundation**EIN:** 51-0189216**Software ID:** 13000230**Software Version:** 13.5.0.0

| Description                   | Revenue And<br>Expenses Per Books | Net Investment<br>Income | Adjusted Net Income |
|-------------------------------|-----------------------------------|--------------------------|---------------------|
| Amerigas Partners             | -221                              | -221                     |                     |
| Breitburn Energy Partners     | -146                              | -146                     |                     |
| Enterprise Products Partners  | -164                              | -164                     |                     |
| Kinder Morgan Energy Partners | -420                              | -420                     |                     |
| Markwest Energy Partners      | -184                              | -184                     |                     |
| Memorial Production Partners  | -20                               | -20                      |                     |
| Williams Partners             | -472                              | -472                     |                     |

**TY 2013 Other Professional Fees Schedule****Name:** Sidener Foundation**EIN:** 51-0189216**Software ID:** 13000230**Software Version:** 13.5.0.0

| Category      | Amount | Net Investment<br>Income | Adjusted Net<br>Income | Disbursements for<br>Charitable<br>Purposes |
|---------------|--------|--------------------------|------------------------|---|
| Raymond James | 9,284  | 9,284                    |                        |   |

TY 2013 Taxes Schedule

**Name:** Sidener Foundation

**EIN:** 51-0189216

**Software ID:** 13000230

**Software Version:** 13.5.0.0

| Category    | Amount | Net Investment<br>Income | Adjusted Net<br>Income | Disbursements for<br>Charitable<br>Purposes |
|-------------|--------|--------------------------|------------------------|---|
| Foreign tax | 1,049  | 1,049                    |                        |   |