



See a Social Security Number? Say Something!
Report Privacy Problems to <https://public.resource.org/privacy>
Or call the IRS Identity Theft Hotline at 1-800-908-4490



Return of Private Foundation
or Section 4947(a)(1) Trust Treated as Private Foundation

2013

Department of the Treasury
Internal Revenue Service

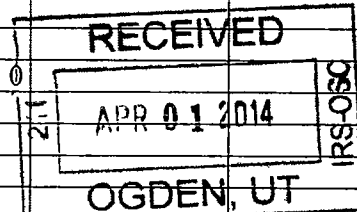
▶ Do not enter Social Security numbers on this form as it may be made public.
▶ Information about Form 990-PF and its separate instructions is at www.irs.gov/form990pf.

Open to Public Inspection

For calendar year 2013 or tax year beginning 12, 2013, and ending , 20

Name of foundation FREDA B. RUNYON FOUNDATION		A Employer identification number 47-0899284
Number and street (or P O box number if mail is not delivered to street address) 6140 Quartz Drive	Room/suite	B Telephone number (see instructions) 530-642-1810
City or town, state or province, country, and ZIP or foreign postal code El Dorado CA 95623		C If exemption application is pending, check here <input type="checkbox"/>
G Check all that apply: <input type="checkbox"/> Initial return <input type="checkbox"/> Initial return of a former public charity <input type="checkbox"/> Final return <input type="checkbox"/> Amended return <input type="checkbox"/> Address change <input type="checkbox"/> Name change		D 1. Foreign organizations, check here <input type="checkbox"/> 2. Foreign organizations meeting the 85% test, check here and attach computation <input type="checkbox"/>
H Check type of organization: <input checked="" type="checkbox"/> Section 501(c)(3) exempt private foundation <input type="checkbox"/> Section 4947(a)(1) nonexempt charitable trust <input type="checkbox"/> Other taxable private foundation		E If private foundation status was terminated under section 507(b)(1)(A), check here <input type="checkbox"/>
I Fair market value of all assets at end of year (from Part II, col (c), line 16) ▶ \$ 4,173,185	J Accounting method: <input checked="" type="checkbox"/> Cash <input type="checkbox"/> Accrual <input type="checkbox"/> Other (specify) _____ (Part I, column (d) must be on cash basis)	F If the foundation is in a 60-month termination under section 507(b)(1)(B), check here <input type="checkbox"/>

Part I Analysis of Revenue and Expenses (The total of amounts in columns (b), (c), and (d) may not necessarily equal the amounts in column (a) (see instructions))		(a) Revenue and expenses per books	(b) Net investment income	(c) Adjusted net income	(d) Disbursements for charitable purposes (cash basis only)
Revenue	1 Contributions, gifts, grants, etc., received (attach schedule)				
	2 Check <input checked="" type="checkbox"/> if the foundation is not required to attach Sch B				
	3 Interest on savings and temporary cash investments				
	4 Dividends and interest from securities	167,185	167,185		
	5a Gross rents				
	b Net rental income or (loss)				
	6a Net gain or (loss) from sale of assets not on line 10	(9,914)			
	b Gross sales price for all assets on line 6a 2,144,322				
	7 Capital gain net income (from Part IV, line 2)				
	8 Net short-term capital gain				
	9 Income modifications				
	10a Gross sales less returns and allowances				
b Less Cost of goods sold					
c Gross profit or (loss) (attach schedule)	0				
11 Other income (attach schedule)					
12 Total. Add lines 1 through 11	157,271	167,185	0		
Operating and Administrative Expenses	13 Compensation of officers, directors, trustees, etc.	100,000	9,000		91,000
	14 Other employee salaries and wages				
	15 Pension plans, employee benefits				
	16a Legal fees (attach schedule)	5,948			5,948
	b Accounting fees (attach schedule)	10,870			10,870
	c Other professional fees (attach schedule)	15,127	15,127		
	17 Interest				
	18 Taxes (attach schedule) (see instructions)	9,365	1,697		7,668
	19 Depreciation (attach schedule) and depletion				
	20 Occupancy				
	21 Travel, conferences, and meetings				
	22 Printing and publications				
	23 Other expenses (attach schedule)	1,548			1,548
	24 Total operating and administrative expenses. Add lines 13 through 23	142,858	25,824	0	117,034
	25 Contributions, gifts, grants paid	75,000			75,000
26 Total expenses and disbursements. Add lines 24 and 25	217,858	25,824	0	192,034	
27 Subtract line 26 from line 12:					
a Excess of revenue over expenses and disbursements	(60,587)				
b Net investment income (if negative, enter -0-)		141,361			
c Adjusted net income (if negative, enter -0-)			0		



SCANNED APR 07 2014 Operating and Administrative Expenses

Part II Balance Sheets		Attached schedules and amounts in the description column should be for end-of-year amounts only (See instructions)		
		Beginning of year (a) Book Value	End of year (b) Book Value (c) Fair Market Value	
Assets	1 Cash—non-interest-bearing			
	2 Savings and temporary cash investments	162,094	30,678	30,678
	3 Accounts receivable ▶ Less: allowance for doubtful accounts ▶			
	4 Pledges receivable ▶ Less: allowance for doubtful accounts ▶			
	5 Grants receivable			
	6 Receivables due from officers, directors, trustees, and other disqualified persons (attach schedule) (see instructions)			
	7 Other notes and loans receivable (attach schedule) ▶ Less: allowance for doubtful accounts ▶			
	8 Inventories for sale or use			
	9 Prepaid expenses and deferred charges			
	10a Investments—U.S. and state government obligations (attach schedule)	118,121	678,429	660,915
	b Investments—corporate stock (attach schedule)	190,305	611,961	563,075
	c Investments—corporate bonds (attach schedule)	3,059,598	1,281,791	1,284,138
	11 Investments—land, buildings, and equipment basis ▶ Less: accumulated depreciation (attach schedule) ▶			
	12 Investments—mortgage loans			
	13 Investments—other (attach schedule)	694,559	1,561,231	1,634,379
	14 Land, buildings, and equipment: basis ▶ Less: accumulated depreciation (attach schedule) ▶			
15 Other assets (describe ▶)				
16 Total assets (to be completed by all filers—see the instructions. Also, see page 1, item I)	4,224,677	4,164,090	4,173,185	
Liabilities	17 Accounts payable and accrued expenses			
	18 Grants payable			
	19 Deferred revenue			
	20 Loans from officers, directors, trustees, and other disqualified persons			
	21 Mortgages and other notes payable (attach schedule)			
	22 Other liabilities (describe ▶)			
	23 Total liabilities (add lines 17 through 22)	0	0	
Net Assets or Fund Balances	Foundations that follow SFAS 117, check here and complete lines 24 through 26 and lines 30 and 31. <input checked="" type="checkbox"/>			
	24 Unrestricted	4,224,677	4,164,090	
	25 Temporarily restricted			
	26 Permanently restricted			
	Foundations that do not follow SFAS 117, check here and complete lines 27 through 31. <input type="checkbox"/>			
	27 Capital stock, trust principal, or current funds			
	28 Paid-in or capital surplus, or land, bldg., and equipment fund			
29 Retained earnings, accumulated income, endowment, or other funds				
30 Total net assets or fund balances (see instructions)	4,224,677	4,164,090		
31 Total liabilities and net assets/fund balances (see instructions)	4,224,677	4,164,090		

Part III Analysis of Changes in Net Assets or Fund Balances			
1 Total net assets or fund balances at beginning of year—Part II, column (a), line 30 (must agree with end-of-year figure reported on prior year's return)		1	4,224,677
2 Enter amount from Part I, line 27a		2	(60,587)
3 Other increases not included in line 2 (itemize) ▶		3	
4 Add lines 1, 2, and 3		4	4,164,090
5 Decreases not included in line 2 (itemize) ▶		5	
6 Total net assets or fund balances at end of year (line 4 minus line 5)—Part II, column (b), line 30		6	4,164,090

Part IV Capital Gains and Losses for Tax on Investment Income

(a) List and describe the kind(s) of property sold (e.g., real estate, 2-story brick warehouse, or common stock, 200 shs MLC Co)		(b) How acquired P—Purchase D—Donation	(c) Date acquired (mo., day, yr.)	(d) Date sold (mo., day, yr.)
1a See schedules attached		P		
b				
c				
d				
e				
(e) Gross sales price	(f) Depreciation allowed (or allowable)	(g) Cost or other basis plus expense of sale	(h) Gain or (loss) (e) plus (f) minus (g)	
a 2,144,322		2,154,236	(9,914)	
b				
c				
d				
e				
Complete only for assets showing gain in column (h) and owned by the foundation on 12/31/69			(i) Gains (Col. (h) gain minus col. (k), but not less than -0-) or Losses (from col. (h))	
(i) FMV as of 12/31/69	(j) Adjusted basis as of 12/31/69	(k) Excess of col. (i) over col. (j), if any		
a				
b				
c				
d				
e				
2 Capital gain net income or (net capital loss)	{ If gain, also enter in Part I, line 7 If (loss), enter -0- in Part I, line 7 }		2	(9,914)
3 Net short-term capital gain or (loss) as defined in sections 1222(5) and (6). If gain, also enter in Part I, line 8, column (c) (see instructions) If (loss), enter -0- in Part I, line 8	{ If gain, also enter in Part I, line 8, column (c) (see instructions) If (loss), enter -0- in Part I, line 8 }		3	

Part V Qualification Under Section 4940(e) for Reduced Tax on Net Investment Income

(For optional use by domestic private foundations subject to the section 4940(a) tax on net investment income.)

If section 4940(d)(2) applies, leave this part blank.

Was the foundation liable for the section 4942 tax on the distributable amount of any year in the base period? Yes No
 If "Yes," the foundation does not qualify under section 4940(e). Do not complete this part.

1 Enter the appropriate amount in each column for each year; see the instructions before making any entries.

(a) Base period years Calendar year (or tax year beginning in)	(b) Adjusted qualifying distributions	(c) Net value of noncharitable-use assets	(d) Distribution ratio (col. (b) divided by col. (c))
2012	191,733	3,975,654	0.0482
2011	191,884	3,835,775	0.0500
2010	191,686	3,869,118	0.0495
2009	179,732	3,582,104	0.0502
2008	197,366	3,712,356	0.0532
2 Total of line 1, column (d)			2 0.2511
3 Average distribution ratio for the 5-year base period—divide the total on line 2 by 5, or by the number of years the foundation has been in existence if less than 5 years			3 .05022
4 Enter the net value of noncharitable-use assets for 2013 from Part X, line 5			4 4,132,099
5 Multiply line 4 by line 3			5 207,514
6 Enter 1% of net investment income (1% of Part I, line 27b)			6 1,414
7 Add lines 5 and 6			7 208,928
8 Enter qualifying distributions from Part XII, line 4			8 192,034

If line 8 is equal to or greater than line 7, check the box in Part VI, line 1b, and complete that part using a 1% tax rate. See the Part VI instructions.

Part VI Excise Tax Based on Investment Income (Section 4940(a), 4940(b), 4940(e), or 4948—see instructions)

1a	Exempt operating foundations described in section 4940(d)(2), check here <input type="checkbox"/> and enter "N/A" on line 1. Date of ruling or determination letter: _____ (attach copy of letter if necessary—see instructions)		
b	Domestic foundations that meet the section 4940(e) requirements in Part V, check here <input type="checkbox"/> and enter 1% of Part I, line 27b	1	2,827
c	All other domestic foundations enter 2% of line 27b. Exempt foreign organizations enter 4% of Part I, line 12, col. (b)		
2	Tax under section 511 (domestic section 4947(a)(1) trusts and taxable foundations only. Others enter -0-)	2	
3	Add lines 1 and 2	3	2,827
4	Subtitle A (income) tax (domestic section 4947(a)(1) trusts and taxable foundations only. Others enter -0-)	4	
5	Tax based on investment income. Subtract line 4 from line 3. If zero or less, enter -0-	5	2,827
6	Credits/Payments:		
a	2013 estimated tax payments and 2012 overpayment credited to 2013	6a	4,601
b	Exempt foreign organizations—tax withheld at source	6b	
c	Tax paid with application for extension of time to file (Form 8868)	6c	
d	Backup withholding erroneously withheld	6d	
7	Total credits and payments. Add lines 6a through 6d	7	4,601
8	Enter any penalty for underpayment of estimated tax. Check here <input type="checkbox"/> if Form 2220 is attached	8	
9	Tax due. If the total of lines 5 and 8 is more than line 7, enter amount owed	9	0
10	Overpayment. If line 7 is more than the total of lines 5 and 8, enter the amount overpaid	10	1,774
11	Enter the amount of line 10 to be Credited to 2014 estimated tax 1,774 Refunded	11	0

Part VII-A Statements Regarding Activities

	Yes	No
1a		X
b		X
<i>If the answer is "Yes" to 1a or 1b, attach a detailed description of the activities and copies of any materials published or distributed by the foundation in connection with the activities.</i>		
c		X
d		
e		
2		X
3		X
4a		X
b		
5		X
6	X	
7	X	
8a		
b	X	
9		X
10		X

Part VII-A Statements Regarding Activities (continued)

11	At any time during the year, did the foundation, directly or indirectly, own a controlled entity within the meaning of section 512(b)(13)? If "Yes," attach schedule (see instructions)	11		X
12	Did the foundation make a distribution to a donor advised fund over which the foundation or a disqualified person had advisory privileges? If "Yes," attach statement (see instructions)	12		X
13	Did the foundation comply with the public inspection requirements for its annual returns and exemption application? Website address ▶	13	X	
14	The books are in care of ▶ <u>Ronald Baierlein</u> Telephone no ▶ <u>530-642-1810</u> Located at ▶ <u>6140 Quartz Dr., El Dorado CA</u> ZIP+4 ▶ <u>95623-4712</u>			
15	Section 4947(a)(1) nonexempt charitable trusts filing Form 990-PF in lieu of Form 1041 —Check here. . . . ▶ <input type="checkbox"/> and enter the amount of tax-exempt interest received or accrued during the year ▶ 15			
16	At any time during calendar year 2013, did the foundation have an interest in or a signature or other authority over a bank, securities, or other financial account in a foreign country? See the instructions for exceptions and filing requirements for Form TD F 90-22 1 If "Yes," enter the name of the foreign country ▶	16	Yes	No X

Part VII-B Statements Regarding Activities for Which Form 4720 May Be Required

File Form 4720 if any item is checked in the "Yes" column, unless an exception applies.		Yes	No
1a	During the year did the foundation (either directly or indirectly):		
	(1) Engage in the sale or exchange, or leasing of property with a disqualified person? . . . <input type="checkbox"/> Yes <input checked="" type="checkbox"/> No		
	(2) Borrow money from, lend money to, or otherwise extend credit to (or accept it from) a disqualified person? <input type="checkbox"/> Yes <input checked="" type="checkbox"/> No		
	(3) Furnish goods, services, or facilities to (or accept them from) a disqualified person? . . . <input type="checkbox"/> Yes <input checked="" type="checkbox"/> No		
	(4) Pay compensation to, or pay or reimburse the expenses of, a disqualified person? . . . <input type="checkbox"/> Yes <input checked="" type="checkbox"/> No		
	(5) Transfer any income or assets to a disqualified person (or make any of either available for the benefit or use of a disqualified person)? <input type="checkbox"/> Yes <input checked="" type="checkbox"/> No		
	(6) Agree to pay money or property to a government official? (Exception. Check "No" if the foundation agreed to make a grant to or to employ the official for a period after termination of government service, if terminating within 90 days.) <input type="checkbox"/> Yes <input checked="" type="checkbox"/> No		
b	If any answer is "Yes" to 1a(1)–(6), did any of the acts fail to qualify under the exceptions described in Regulations section 53.4941(d)-3 or in a current notice regarding disaster assistance (see instructions)? 1b		
	Organizations relying on a current notice regarding disaster assistance check here ▶ <input type="checkbox"/>		
c	Did the foundation engage in a prior year in any of the acts described in 1a, other than excepted acts, that were not corrected before the first day of the tax year beginning in 2013? 1c		X
2	Taxes on failure to distribute income (section 4942) (does not apply for years the foundation was a private operating foundation defined in section 4942(j)(3) or 4942(j)(5)).		
a	At the end of tax year 2013, did the foundation have any undistributed income (lines 6d and 6e, Part XIII) for tax year(s) beginning before 2013? <input type="checkbox"/> Yes <input checked="" type="checkbox"/> No If "Yes," list the years ▶ 20____, 20____, 20____, 20____		
b	Are there any years listed in 2a for which the foundation is not applying the provisions of section 4942(a)(2) (relating to incorrect valuation of assets) to the year's undistributed income? (If applying section 4942(a)(2) to all years listed, answer "No" and attach statement—see instructions.) 2b		
c	If the provisions of section 4942(a)(2) are being applied to any of the years listed in 2a, list the years here. ▶ 20____, 20____, 20____, 20____		
3a	Did the foundation hold more than a 2% direct or indirect interest in any business enterprise at any time during the year? <input type="checkbox"/> Yes <input checked="" type="checkbox"/> No		
b	If "Yes," did it have excess business holdings in 2013 as a result of (1) any purchase by the foundation or disqualified persons after May 26, 1969; (2) the lapse of the 5-year period (or longer period approved by the Commissioner under section 4943(c)(7)) to dispose of holdings acquired by gift or bequest; or (3) the lapse of the 10-, 15-, or 20-year first phase holding period? (<i>Use Schedule C, Form 4720, to determine if the foundation had excess business holdings in 2013.</i>) 3b		
4a	Did the foundation invest during the year any amount in a manner that would jeopardize its charitable purposes?	4a	X
b	Did the foundation make any investment in a prior year (but after December 31, 1969) that could jeopardize its charitable purpose that had not been removed from jeopardy before the first day of the tax year beginning in 2013?	4b	X

Part VIII Information About Officers, Directors, Trustees, Foundation Managers, Highly Paid Employees, and Contractors *(continued)*

3 Five highest-paid independent contractors for professional services (see instructions). If none, enter "NONE."

(a) Name and address of each person paid more than \$50,000	(b) Type of service	(c) Compensation
NONE		
.....		
.....		
.....		
.....		
.....		
Total number of others receiving over \$50,000 for professional services		▶

Part IX-A Summary of Direct Charitable Activities

List the foundation's four largest direct charitable activities during the tax year. Include relevant statistical information such as the number of organizations and other beneficiaries served, conferences convened, research papers produced, etc

	Expenses
1	
2	
3	
4	

Part IX-B Summary of Program-Related Investments (see instructions)

Describe the two largest program-related investments made by the foundation during the tax year on lines 1 and 2

	Amount	
1		
2		
All other program-related investments See instructions		
3		
Total. Add lines 1 through 3		▶ 0

Part X Minimum Investment Return (All domestic foundations must complete this part. Foreign foundations, see instructions.)

1	Fair market value of assets not used (or held for use) directly in carrying out charitable, etc., purposes:		
a	Average monthly fair market value of securities	1a	4,110,186
b	Average of monthly cash balances	1b	84,838
c	Fair market value of all other assets (see instructions)	1c	
d	Total (add lines 1a, b, and c)	1d	4,195,024
e	Reduction claimed for blockage or other factors reported on lines 1a and 1c (attach detailed explanation)	1e	
2	Acquisition indebtedness applicable to line 1 assets	2	
3	Subtract line 2 from line 1d	3	4,195,024
4	Cash deemed held for charitable activities. Enter 1 1/2 % of line 3 (for greater amount, see instructions)	4	62,925
5	Net value of noncharitable-use assets. Subtract line 4 from line 3. Enter here and on Part V, line 4	5	4,132,099
6	Minimum investment return. Enter 5% of line 5	6	206,605

Part XI Distributable Amount (see instructions) (Section 4942(j)(3) and (j)(5) private operating foundations and certain foreign organizations check here and do not complete this part.)

1	Minimum investment return from Part X, line 6	1	206,605
2a	Tax on investment income for 2013 from Part VI, line 5	2a	2,827
b	Income tax for 2013 (This does not include the tax from Part VI)	2b	
c	Add lines 2a and 2b	2c	2,827
3	Distributable amount before adjustments. Subtract line 2c from line 1	3	203,778
4	Recoveries of amounts treated as qualifying distributions	4	
5	Add lines 3 and 4	5	203,778
6	Deduction from distributable amount (see instructions)	6	
7	Distributable amount as adjusted. Subtract line 6 from line 5. Enter here and on Part XIII, line 1	7	203,778

Part XII Qualifying Distributions (see instructions)

1	Amounts paid (including administrative expenses) to accomplish charitable, etc., purposes:		
a	Expenses, contributions, gifts, etc.—total from Part I, column (d), line 26	1a	192,034
b	Program-related investments—total from Part IX-B	1b	
2	Amounts paid to acquire assets used (or held for use) directly in carrying out charitable, etc., purposes	2	
3	Amounts set aside for specific charitable projects that satisfy the:		
a	Suitability test (prior IRS approval required)	3a	
b	Cash distribution test (attach the required schedule)	3b	
4	Qualifying distributions. Add lines 1a through 3b. Enter here and on Part V, line 8, and Part XIII, line 4	4	192,034
5	Foundations that qualify under section 4940(e) for the reduced rate of tax on net investment income. Enter 1% of Part I, line 27b (see instructions)	5	
6	Adjusted qualifying distributions. Subtract line 5 from line 4	6	192,034

Note. The amount on line 6 will be used in Part V, column (b), in subsequent years when calculating whether the foundation qualifies for the section 4940(e) reduction of tax in those years.

Part XIII Undistributed Income (see instructions)

	(a) Corpus	(b) Years prior to 2012	(c) 2012	(d) 2013
1 Distributable amount for 2013 from Part XI, line 7				203,778
2 Undistributed income, if any, as of the end of 2013				
a Enter amount for 2012 only				
b Total for prior years: 20____, 20____, 20____				
3 Excess distributions carryover, if any, to 2013:				
a From 2008				
b From 2009				
c From 2010				
d From 2011				
e From 2012				29,004
f Total of lines 3a through e	29,004			
4 Qualifying distributions for 2013 from Part XII, line 4: ▶ \$ 192,034				
a Applied to 2012, but not more than line 2a				
b Applied to undistributed income of prior years (Election required—see instructions)				
c Treated as distributions out of corpus (Election required—see instructions)				
d Applied to 2013 distributable amount				174,774
e Remaining amount distributed out of corpus	17,260			
5 Excess distributions carryover applied to 2013 (If an amount appears in column (d), the same amount must be shown in column (a).)	29,004			29,004
6 Enter the net total of each column as indicated below:				
a Corpus. Add lines 3f, 4c, and 4e. Subtract line 5	17,260			
b Prior years' undistributed income. Subtract line 4b from line 2b		0		
c Enter the amount of prior years' undistributed income for which a notice of deficiency has been issued, or on which the section 4942(a) tax has been previously assessed				
d Subtract line 6c from line 6b. Taxable amount—see instructions		0		
e Undistributed income for 2012. Subtract line 4a from line 2a. Taxable amount—see instructions			0	
f Undistributed income for 2013. Subtract lines 4d and 5 from line 1. This amount must be distributed in 2014				0
7 Amounts treated as distributions out of corpus to satisfy requirements imposed by section 170(b)(1)(F) or 4942(g)(3) (see instructions)				
8 Excess distributions carryover from 2008 not applied on line 5 or line 7 (see instructions)				
9 Excess distributions carryover to 2014. Subtract lines 7 and 8 from line 6a	17,260			
10 Analysis of line 9:				
a Excess from 2009				
b Excess from 2010				
c Excess from 2011				
d Excess from 2012				
e Excess from 2013				17,260

Part XIV Private Operating Foundations (see instructions and Part VII-A, question 9)

1a If the foundation has received a ruling or determination letter that it is a private operating foundation, and the ruling is effective for 2013, enter the date of the ruling

b Check box to indicate whether the foundation is a private operating foundation described in section 4942(j)(3) or 4942(j)(5)

	Tax year				(e) Total
	(a) 2013	(b) 2012	(c) 2011	(d) 2010	
2a Enter the lesser of the adjusted net income from Part I or the minimum investment return from Part X for each year listed					0
b 85% of line 2a	0	0	0	0	0
c Qualifying distributions from Part XII, line 4 for each year listed					0
d Amounts included in line 2c not used directly for active conduct of exempt activities					0
e Qualifying distributions made directly for active conduct of exempt activities. Subtract line 2d from line 2c	0	0	0	0	0
3 Complete 3a, b, or c for the alternative test relied upon:					
a "Assets" alternative test—enter:					
(1) Value of all assets					0
(2) Value of assets qualifying under section 4942(j)(3)(B)(i)					0
b "Endowment" alternative test—enter 2/3 of minimum investment return shown in Part X, line 6 for each year listed					0
c "Support" alternative test—enter:					
(1) Total support other than gross investment income (interest, dividends, rents, payments on securities loans (section 512(a)(5)), or royalties)					0
(2) Support from general public and 5 or more exempt organizations as provided in section 4942(j)(3)(B)(iii)					0
(3) Largest amount of support from an exempt organization					0
(4) Gross investment income					0

Part XV Supplementary Information (Complete this part only if the foundation had \$5,000 or more in assets at any time during the year—see instructions.)

1 Information Regarding Foundation Managers:
a List any managers of the foundation who have contributed more than 2% of the total contributions received by the foundation before the close of any tax year (but only if they have contributed more than \$5,000). (See section 507(d)(2).)
 None

b List any managers of the foundation who own 10% or more of the stock of a corporation (or an equally large portion of the ownership of a partnership or other entity) of which the foundation has a 10% or greater interest.
 None

2 Information Regarding Contribution, Grant, Gift, Loan, Scholarship, etc., Programs:
 Check here if the foundation only makes contributions to preselected charitable organizations and does not accept unsolicited requests for funds. If the foundation makes gifts, grants, etc (see instructions) to individuals or organizations under other conditions, complete items 2a, b, c, and d.

a The name, address, and telephone number or e-mail address of the person to whom applications should be addressed:

b The form in which applications should be submitted and information and materials they should include:

c Any submission deadlines.

d Any restrictions or limitations on awards, such as by geographical areas, charitable fields, kinds of institutions, or other factors:

Part XV **Supplementary Information** (continued)

3 Grants and Contributions Paid During the Year or Approved for Future Payment

Recipient	If recipient is an individual, show any relationship to any foundation manager or substantial contributor	Foundation status of recipient	Purpose of grant or contribution	Amount
Name and address (home or business)				
<p>a <i>Paid during the year</i></p> <p>See schedule attached</p>				75,000
<p>Total</p>			▶ 3a	75,000
<p>b <i>Approved for future payment</i></p> <p>None</p>				
<p>Total</p>			▶ 3b	0

FBR Foundation Master list 2013

<u>Company Name</u>	<u>Contact Name</u>	<u>Month</u>	<u>Amount & Ck#</u>	
Stanford Settlement Neighborhood	Sister Jeanne Fellon	February	\$1,500 Ck#1184	6,500. -
Sacramento Food Bank/Family Services	Shauna Ross	February	\$1,500 Ck#1185	
The Soldiers Project Sacramento	Becci Bettis	February	\$3,500 Ck#1187	
Snowline Hospice	Marta Moreno	March	\$2,000 Ck#1188	6,000. -
El Dorado County Food Bank	Mike Sproull	March	\$2,500 Ck#1189	
El Dorado Co. Fire Safe Council	Ken Hasse	March	\$1,500 Ck#1190	
Housing Emergency Lodging Program	JoAnn LePere	April	\$3,000 Ck#1191	12,000. -
ALS Sacramento Chapter	Amy Sugimoto	April	\$2,500 Ck#1192	
Hostel Adventure Scholarship Fund	Lydia Petrovic	April	\$1,500 Ck#1193	
New Morning Youth & Family Services	David Ashby	April	\$2,500 Ck#1194	
Assistance League of Sierra Foothills	Mary Helen Fischer	April	\$2,500 Ck#1195	
Oak Ridge High School Foundation	Nina Santangelo	May	\$5,000 Ck#1196	13,000. -
Fregoso Outdoor Foundation	Max Fregoso	May	\$5,000 Ck#1197	
Best Buddies California	Katelyn Bollenbacher	May	\$1,500 Ck#1199	
Senior Gleaners Inc.	Gary McDonald	May	\$1,500 Ck#1200	
Learning Dynamics	Nicole Brown	June	\$3,000 Ck#1201	7,500. -
B.R A V.E Society	Lisa Ford-Berry	June	\$3,000 Ck#1202	
Sugarloaf Station Foundation	Kyle Holmes	June	\$1,500 Ck#1203	
Friends of El Dorado County Seniors	Kathi Lishman	July	\$2,000 Ck#1204	7,500. -
National Teen Leadership Program	Laura Segura	July	\$2,000 Ck#1205	
Cerebral Palsy / Wheels for Humanity	Michael Allen	July	\$3,000 Ck#1206	
Laughing At My Nightmare	Shane Burcaw	July	\$ 500 Ck#1207	
Hartsong Ranch	Kathy Hart	August	\$2,000 Ck#1208	7,500. -
Center for Violence/Free Relationships	Ms Korkeila	August	\$2,000 Ck#1209	
St Anthony Padua Catholic School	Ms. Ray/Ms Matuska	August	\$2,000 Ck#1210	
The Yoga Seed Collective	Jessica Rhodes	August	\$750 Ck#1211	
Project Girl	Kelly Parks-Snider	August	\$750 Ck#1212	
St Judes Children's Reseach Hospital	Ms. Harpole	Sept.	\$3,000 Ck#1213	8,500. -
Dress for Success	Ms. Surcouf	Sept.	\$2,500 Ck#1214	
Hardy Girls Healthy Women	Ms. Lahoud	Sept.	\$3,000 Ck#1215	
Smile Train	Ms Schaefer	Oct.	\$3,500 Ck#1216	6,500. -
Fisher House Foundation	Cindy Campbell	Oct.	\$3,000 Ck#1217	
				<u>\$ 75,000. -</u>

Freda B. Runyon Charitable Foundation
6140 Quartz Dr, El Dorado, California 95623
47-0899284
2013

Part I. Revenue and Expense

Expenses:

Legal fees for minutes, resolutions, annual meeting, misc. legal advice	5,948
--	-------

Accounting fees: annual tax return prep, annual meeting, preparation of misc. tax forms, consultations	10,870
--	--------

Asset management fees	15,127
-----------------------	--------

Taxes:

Payroll tax	8,520
Foreign tax	<u>845</u>
	9,365

Other expenses:

Office expense	513
Filing fees	85
Payroll service	<u>950</u>
	1,548

Part II. Balance Sheet

Securities: See statements attached

FREDA B RUNYON FOUNDATION

DECEMBER 1 - DECEMBER 31, 2013
ACCOUNT NUMBER 2229-4371



Stocks, options & ETFs
Stocks and ETFs continued

DESCRIPTION	QUANTITY	ADJ PRICE/ ORIG PRICE	ADJ COST/ ORIG COST	CURRENT PRICE	CURRENT MARKET VALUE	UNREALIZED GAIN/LOSS	ESTIMATED	
							ANNUAL INCOME	ANNUAL YIELD (%)
BLDRS EMERGING MARKET m 50 ADRINDEX FD	1,957	38.75**	75,848.36	37.1400	72,682.98	-3,165.38	1,880.67	2.58
ISHARES EMERGING ET MARKETS INFRASTRUCTURE EMIF								
Acquired 09/21/09 nc	574	28.06	16,111.42		19,590.62	3,479.20		
Acquired 01/21/10 nc	143	30.85	4,411.55		4,880.59	469.04		
Acquired 09/15/10 nc	89	31.49	2,802.61		3,037.57	234.96		
Acquired 02/02/12	352	32.83	11,557.67		12,013.76	456.09		
Acquired 10/31/12	638	33.16	21,156.08		21,774.94	618.86		
Total	1,796		\$56,039.33	34.1300	\$61,297.48	\$5,258.15	\$1,758.28	2.87
SPDR DJ WILSHIRE ET INTL REAL ESTATE RWX								
Acquired 09/21/09 nc	343	35.86	12,303.09		14,131.60	1,828.51		
Acquired 01/21/10 nc	200	34.49	6,898.00		8,240.00	1,342.00		
Acquired 09/15/10 nc	27	37.64	1,016.28		1,112.40	96.12		
Acquired 02/02/12	400	35.33	14,132.00		16,480.00	2,348.00		
Total	970		\$34,349.37	41.2000	\$39,964.00	\$5,614.63	\$1,812.93	4.54
Total Stocks and ETFs			\$200,594.01		\$203,564.96	\$2,970.95	\$5,451.88	2.68
Total Stocks, options & ETFs			\$200,594.01		\$203,564.96	\$2,970.95	\$5,451.88	2.68

** Because you have more than 6 tax lots, we are showing the average cost per share
m This security contains multiple tax lots that may or may not include cost information that is reportable to the IRS
nc Cost information for this tax lot is not covered by IRS reporting requirements. Unless indicated, cost for all other lots will be reported to the IRS.

FREDA B RUNYON FOUNDATION

DECEMBER 1 - DECEMBER 31, 2013
ACCOUNT NUMBER 2229-4371

Mutual Funds

If a portion of your fund position was converted, the 'Client Investment' value may include reinvestments from previously held positions

Open End Mutual Funds

Open End Mutual Fund shares are priced at net asset value. Estimated Annual Income and Yield refer to Dividends and Interest Income only, and typically do not reflect Total return.

DESCRIPTION	QUANTITY	ADJ PRICE/ ORIG PRICE	ADJ COST/ ORIG COST	CURRENT PRICE	CURRENT MARKET VALUE	UNREALIZED GAIN/LOSS	ESTIMATED	
							ANNUAL INCOME	ANNUAL YIELD (%)
AMERICAN CENTY MUT FDS								
INC SELECT FD INVESTOR								
TWCIX								
Acquired 02/02/12	1,597,02500	41.47	66,228.62		89,784.73	23,556.11		
Acquired 04/10/13	20,88100	46.76	976.38		1,173.93	197.55		
Reinvestments	24,90500	49.53	1,233.57		1,400.17	166.60		
Total	1,642,81100		\$68,438.57	56.2200	\$92,358.83	\$23,920.26	\$389.34	0.42
Client Investment (Excluding Reinvestments)								
Gain/Loss on Client Investment (Including Reinvestments)								
\$67,205.00								
\$25,153.83								
EATON VANCE MUTUAL FDS								
TRUST GLOBAL MACRO ABSLT								
RETURN ADVTG FD CL I								
EGRIX								
Acquired 02/02/12	3,796,31500	10.03	38,077.04		36,862.18	-1,214.86		
Acquired 10/31/12	2,947,20900	10.30	30,356.25		28,617.40	-1,738.85		
Acquired 04/10/13	376,73100	10.04	3,782.38		3,658.08	-124.30		
Reinvestments	368,23200	9.74	3,590.26		3,575.54	-14.72		
Total	7,468,48700		\$75,805.93	9.7100	\$72,713.20	-\$3,092.73	N/A	N/A
Client Investment (Excluding Reinvestments)								
Gain/Loss on Client Investment (Including Reinvestments)								
\$72,215.67								
\$497.53								
EATON VANCE LARGE CAP								
VALUE FUND CLASS I								
EILVX								
Acquired 02/04/09 nc	458,17100	13.22	6,057.01		10,982.35	4,925.34		
Acquired 09/21/09 nc	289,40300	16.06	4,647.81		6,936.99	2,289.18		
Acquired 01/21/10 nc	626,64700	16.92	10,602.86		15,020.72	4,417.86		
Acquired 09/15/10 nc	425,66700	16.54	7,040.53		10,203.24	3,162.71		
Acquired 02/02/12	12,64200	18.00	227.56		303.03	75.47		
Reinvestments m	298,22900	19.38	5,781.44		7,148.56	1,367.12		
Total	2,110,75900		\$34,357.21	23.9700	\$50,594.89	\$16,237.68	\$683.88	1.35
Client Investment (Excluding Reinvestments)								
Gain/Loss on Client Investment (Including Reinvestments)								
\$28,575.77								
\$22,019.12								



FUNDAMENTAL CHOICE

020 NE NEZS

m3333

FREDA B RUNYON FOUNDATION

DECEMBER 1 - DECEMBER 31, 2013
ACCOUNT NUMBER: 2229-4371

Mutual Funds

Open End Mutual Funds continued

DESCRIPTION	QUANTITY	ADJ PRICE/ ORIG PRICE	ADJ COST/ ORIG COST	CURRENT PRICE	CURRENT MARKET VALUE	UNREALIZED GAIN/LOSS	ESTIMATED	
							ANNUAL INCOME	ANNUAL YIELD (%)
EUROPACIFIC GROWTH FD								
CL F-1								
AEGFX								
Acquired 02/04/09 nc	694.17000	25.64	17,798.51		33,875.49	16,076.98		
Acquired 09/21/09 nc	376.71800	37.51	14,130.71		18,383.83	4,253.12		
Acquired 01/21/10 nc	403.26500	37.46	15,106.32		19,679.33	4,573.01		
Acquired 09/15/10 nc	165.62800	38.51	6,378.33		8,082.65	1,704.32		
Acquired 02/02/12	55.09700	37.93	2,089.82		2,688.73	598.91		
Acquired 10/31/12	248.94900	39.49	9,831.00		12,148.71	2,317.71		
Reinvestments m	122.08200	40.16	4,903.73		5,957.61	1,053.88		
Total	2,065.90900		\$70,238.42	48.8000	\$100,816.35	\$30,577.93	\$902.80	0.90
Client Investment (Excluding Reinvestments)								
Gain/Loss on Client Investment (Including Reinvestments)								
FIDELITY ADVISOR								
ADVISORS MATERIALS								
CLASS I								
FMFEX								
Acquired 04/10/13	432.61700	74.41	32,191.02		36,664.28	4,473.26		
Reinvestments	11.07300	82.23	910.61		938.44	27.83		
Total	443.69000		\$33,101.63	84.7500	\$37,602.72	\$4,501.09	\$222.73	0.59
Client Investment (Excluding Reinvestments)								
Gain/Loss on Client Investment (Including Reinvestments)								
GABELLI EQUITY INCOME								
CLASS I								
GCIEX								
Acquired 02/02/12	1,625.33400	21.65	35,188.48		47,232.19	12,043.71		
Reinvestments	90.25800	25.09	2,264.74		2,622.91	358.17		
Total	1,715.59200		\$37,453.22	29.0600	\$49,855.10	\$12,401.88	\$1,338.16	2.68
Client Investment (Excluding Reinvestments)								
Gain/Loss on Client Investment (Including Reinvestments)								
ING GLOBAL REAL ESTATE								
FUND CLI								
IGLIX								
Acquired 02/04/09 nc	667.05300	9.77	6,518.33		12,220.40	5,702.07		
		9.91	6,614.38					

FUNDAMENTAL CHOICE

020 NE NEZS

FREDA B RUNYON FOUNDATION

DECEMBER 1 - DECEMBER 31, 2013
ACCOUNT NUMBER: 2229-4371

Mutual Funds

Open End Mutual Funds continued

DESCRIPTION	QUANTITY	ADJ PRICE/ ORIG PRICE	ADJ COST/ ORIG COST	CURRENT PRICE	CURRENT MARKET VALUE	UNREALIZED GAIN/LOSS	ESTIMATED	
							ANNUAL INCOME	ANNUAL YIELD (%)
Acquired 09/21/09 nc	152.75500	14.80	2,261.76		2,798.47	536.71		
Acquired 01/21/10 nc	458.02900	14.94	2,283.50		8,391.10	1,971.40		
Acquired 09/15/10 nc	61.95300	14.01	6,419.70		1,134.98	185.41		
Acquired 02/02/12 Reinvestments m	595.28700	14.15	6,484.93		10,905.66	1,184.62		
	303.08200	15.32	949.57		5,552.46	687.58		
		15.46	958.37					
		16.33	9,721.04					
		16.05	4,864.88					
Total	2,238.15900		\$30,735.28	18.3200	\$41,003.07	\$10,267.79	\$1,698.76	4.14

Client Investment (Excluding Reinvestments) \$26,062.22
Gain/Loss on Client Investment (Including Reinvestments) \$14,940.85

**MFS SER TRX
INTERNATIONAL DIV FUND**

DESCRIPTION	QUANTITY	ADJ PRICE/ ORIG PRICE	ADJ COST/ ORIG COST	CURRENT PRICE	CURRENT MARKET VALUE	UNREALIZED GAIN/LOSS	ESTIMATED	
							ANNUAL INCOME	ANNUAL YIELD (%)
Acquired 02/02/12	4,992.28500	13.15	65,648.54		82,772.04	17,123.50		
Acquired 10/31/12	687.02900	13.80	9,481.00		11,390.98	1,909.98		
Reinvestments	132.40500	15.28	2,023.38		2,195.28	171.90		
Total	5,811.71900		\$77,152.92	16.5800	\$96,358.30	\$19,205.38	\$1,017.05	1.06

Client Investment (Excluding Reinvestments) \$75,129.54
Gain/Loss on Client Investment (Including Reinvestments) \$21,228.76

**MFS SER TR I
VALUE FD**

DESCRIPTION	QUANTITY	ADJ PRICE/ ORIG PRICE	ADJ COST/ ORIG COST	CURRENT PRICE	CURRENT MARKET VALUE	UNREALIZED GAIN/LOSS	ESTIMATED	
							ANNUAL INCOME	ANNUAL YIELD (%)
Acquired 02/04/09 nc	549.76900	16.12	8,865.93		18,340.29	9,474.36		
Acquired 09/21/09 nc	693.78300	20.16	13,989.00		23,144.59	9,155.59		
Acquired 01/21/10 nc	972.35200	20.90	20,328.40		32,437.67	12,109.27		
Acquired 09/15/10 nc	139.94800	20.84	2,917.38		4,668.67	1,751.29		
Reinvestments m	370.79300	24.73	9,171.14		12,369.65	3,198.51		
Total	2,726.64500		\$55,271.85	33.3600	\$90,960.87	\$35,689.02	\$1,518.74	1.67

Client Investment (Excluding Reinvestments) \$46,100.71
Gain/Loss on Client Investment (Including Reinvestments) \$44,860.16



FUNDAMENTAL CHOICE



FREDA B RUNYON FOUNDATION

DECEMBER 1 - DECEMBER 31, 2013
ACCOUNT NUMBER: 2229-4371

Mutual Funds

Open End Mutual Funds continued

DESCRIPTION	QUANTITY	ADJ PRICE/ ORIG PRICE	ADJ COST/ ORIG COST	CURRENT PRICE	CURRENT MARKET VALUE	UNREALIZED GAIN/LOSS	ESTIMATED	
							ANNUAL INCOME	ANNUAL YIELD (%)
WELLS FARGO FDS TRUST								
WFA ABSOLUTE RETURN FUND								
ADMINISTRATIVE CLASS								
WARDX								
Acquired 10/31/12	5,898	10.11	59,632.50		65,825.73	6,193.23		
Acquired 04/10/13	102	10.78	1,106.04		1,145.05	39.01		
Reinvestments	115	10.98	1,271.23		1,291.81	20.58		
Total	6,116.72000		\$62,009.77	11.1600	\$68,262.59	\$6,252.82	N/A	N/A
PRINCIPAL FDS INC								
MIDCAP FUND CLASS P								
PMCPX								
Acquired 02/02/12	3,590	14.26	51,201.44		73,391.11	22,189.67		
Reinvestments	185	17.75	3,296.13		3,794.74	498.61		
Total	3,776.21600		\$54,497.57	20.4400	\$77,185.85	\$22,688.28	\$158.97	0.21
ROYCE FUND								
TOTAL RETURN FD CL W								
RTRWX								
Acquired 02/04/09 nc	1,316	7.93	10,444.55		21,660.77	11,216.22		
Acquired 09/21/09 nc	1,181	10.46	12,365.44		19,435.81	7,070.37		
Acquired 01/21/10 nc	1,024	10.91	11,183.86		16,852.88	5,669.02		
Acquired 09/15/10 nc	285	11.51	3,287.98		4,696.11	1,408.13		
Acquired 10/31/12	51	13.95	717.50		846.09	128.59		
Reinvestments m	886	14.20	12,598.32		14,589.23	1,990.91		
Total	4,746.55900		\$50,597.65	16.4500	\$78,080.89	\$27,483.24	\$669.26	0.86
Client Investment (Excluding Reinvestments)					\$37,999.33			
Gain/Loss on Client Investment (Including Reinvestments)					\$40,081.56			

FREDA B RUNYON FOUNDATION

DECEMBER 1 - DECEMBER 31, 2013
ACCOUNT NUMBER: 2229-4371

Mutual Funds

Open End Mutual Funds continued

DESCRIPTION	QUANTITY	ADJ PRICE/ ORIG PRICE	ADJ COST/ ORIG COST	CURRENT PRICE	CURRENT MARKET VALUE	UNREALIZED GAIN/LOSS	ESTIMATED	
							ANNUAL INCOME	ANNUAL YIELD (%)
WELLS FARGO ADVANTAGE PREMIER LARGE CO GROWTH FD ADMIN CL WFPDX Acquired 02/02/12	6,560 82900	10.00	65,608.29	14.4000	94,475.93	28,867.64	N/A	N/A
Total Open End Mutual Funds			\$715,268.31 \$715,480.16		\$950,268.59	\$235,000.28	\$8,599.69	0.90
Total Mutual Funds			\$715,268.31 \$715,480.16		\$950,268.59	\$235,000.28	\$8,599.69	0.90

m This security contains multiple tax lots that may or may not include cost information that is reportable to the IRS
nc Cost information for this tax lot is not covered by IRS reporting requirements. Unless indicated, cost for all other lots will be reported to the IRS

Activity detail

DATE	ACCOUNT TYPE	TRANSACTION	QUANTITY	DESCRIPTION	PRICE	AMOUNT	CASH AND SWEEP BALANCES
12/01				BEGINNING BALANCE			12,244.71
12/06	Cash	SHRT TRM GAIN		ROYCE FUND TOTAL RETURN FD CL W 120513 4,348 19700 AS OF 12/05/13		600.92	
12/06	Cash	LT CAP GAIN		ROYCE FUND TOTAL RETURN FD CL W 120513 4,348 19700 AS OF 12/05/13		5,559.60	
12/06	Cash	DIVIDEND		ROYCE FUND TOTAL RETURN FD CL W 120513 4,348 19700 AS OF 12/05/13		177.41	
12/06	Cash	REINVESTMENT	349 44100	ROYCE FUND TOTAL RETURN FD CL W REINVEST AT 15.910		-5,559.60	
12/06	Cash	REINVESTMENT	37 77000	ROYCE FUND TOTAL RETURN FD CL W		-600.92	



FUNDAMENTAL CHOICE

020 NE NEZS



FREDA B RUNYON FOUNDATION

DECEMBER 1 - DECEMBER 31, 2013
ACCOUNT NUMBER 2522-1345

Stocks, options & ETFs
Stocks and ETFs continued

DESCRIPTION	QUANTITY	CURRENT PRICE	CURRENT MARKET VALUE	ESTIMATED	
				ANNUAL INCOME	ANNUAL YIELD (%)
POWERSHARES DB ET COMMODITY INDEX TRACKING FUND DBC	658	25 6600	16,884 28	N/A	N/A
SPDR S&P INTL SMALL ET CAP GWX	545	33 5700	18,295 65	560 26	3 06
VANGUARD FTSE ET DEVELOPED MARKETS ETF VEA	1,639	41 6800	68,313 52	1,775 03	2 59
VANGUARD INTL EQUITY ET INDEX FDS FTSE EMERGING MKTS ETF VWO	611	41 1400	25,136 54	687 37	2 73
VANGUARD MID CAP ET VO	373	110 0200	41,037 46	475 20	1 15
VANGUARD REIT ET VNO	232	64 5600	14,977 92	647 51	4 32
VANGUARD SMALL CAP VALU ETF VBR	83	97 3700	8,081 71	149 15	1 84
VANGUARD SMALL CAP ET VB	375	109 9500	41,231 25	533 25	1 29
VANGUARD TOTAL BOND ET MARKET BND	115	80 0500	9,205 75	233 56	2 53
Total Stocks and ETFs			\$359,510.08	\$7,180.43	2.00
Total Stocks, options & ETFs			\$359,510.08	\$7,180.43	2.00

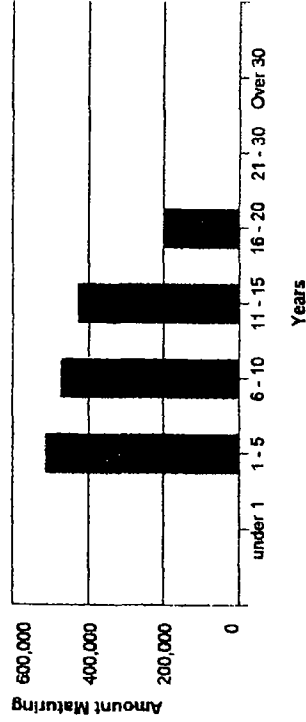
Activity detail

DATE	ACCOUNT TYPE	TRANSACTION	QUANTITY	DESCRIPTION	PRICE	AMOUNT	CASH AND SWEEP BALANCES
12/01				BEGINNING BALANCE			7,070 95

FREDA B RUNYON FOUNDATION
 SHARON C BAIERLEIN-PRESIDENT
 RONALD BAIERLEIN-VICEPRESIDENT

DECEMBER 1 - DECEMBER 31, 2013
 ACCOUNT NUMBER 7226-7417

Bond maturity schedule



MATURING IN	AMOUNT MATURING	CURRENT VALUE	MATURING VALUE	% OF
under 1 year	0.00	0.00	0.00	0.00
1 to 5 years	515,000.00	573,514.50	31,79	31.79
6 to 10 years	475,000.00	481,589.25	29.32	29.32
11 to 15 years	430,000.00	422,283.20	26.54	26.54
16 to 20 years	200,000.00	200,602.00	12.35	12.35
21 to 30 years	0.00	0.00	0.00	0.00
over 30 years	0.00	0.00	0.00	0.00
Total	\$1,620,000.00	\$1,677,988.95		100.00%

Additional information

	THIS PERIOD	THIS YEAR	THIS PERIOD	THIS YEAR
Accrued interest on sales	0.00	9,999.64	1.26	1.26
Accrued interest on purchases	-247.34	-8,323.73	352,753.46	2,021,062.30
			Return of principal	
			Gross proceeds	

Portfolio detail

Cash and Sweep Balances

Sweep Balances - You have the right, in the course of normal business operations, to withdraw balances in the Bank Deposit Sweep or redeem shares of the money market mutual fund used in the sweep, subject to any open commitments in any of your accounts and have the proceeds returned to your accounts or remitted to you. Note, however, that as required by federal banking regulations, the banks in the Bank Deposit Sweep reserve the right to require seven days prior notice before permitting a transfer out of the Bank Deposit Sweep. In addition, the money market mutual funds in the sweep reserve the right to require one or more day's prior notice before permitting withdrawals.

Bank Deposit Sweep - Consists of monies held at Wells Fargo Bank, N.A. and (if amounts exceed \$250,000) at one or more other Wells Fargo affiliated banks. These assets are not covered by SIPC, but are instead eligible for FDIC insurance of up to \$250,000 per depositor, per institution, in accordance with FDIC rules. For additional information on the Bank Deposit Sweep for your account, please contact Your Financial Advisor.

DESCRIPTION	% OF ACCOUNT	ANNUAL PERCENTAGE YIELD EARNED*	CURRENT MARKET VALUE	ESTIMATED ANNUAL INCOME
BANK DEPOSIT SWEEP	0.37	0.01	9,654.30	0.96
Interest Period 12/01/13 - 12/31/13				
Total Cash and Sweep Balances	0.37		\$9,654.30	\$0.96

* APYE measures the total amount of the interest paid on an account based on the interest rate and the frequency of the compounding during the interest period. The annual percentage yield earned is expressed as an annualized rate, based on a 365 day year.



FREDA B RUNYON FOUNDATION
 SHARON C BAIERLEIN-PRESIDENT
 RONALD BAIERLEIN-VICEPRESIDENT
 DECEMBER 1 - DECEMBER 31, 2013
 ACCOUNT NUMBER 7226-7417

Fixed Income Securities

Corporate and municipal bonds and other fixed income securities are priced by a computerized pricing service or, for less actively traded issues, by utilizing a yield-based matrix system to arrive at an estimated market value

Corporate Bonds

DESCRIPTION	% OF ACCOUNT	QUANTITY	ADJ PRICE/ ORIG PRICE	ADJ COST/ ORIG COST	CURRENT PRICE	CURRENT MARKET VALUE	UNREALIZED GAIN/LOSS	ACCRUED INTEREST	ESTIMATED	
									ANNUAL INCOME	ANNUAL YIELD (%)
BANK OF AMERICA CORP										
SR INTERNOTES										
CPN 5.450% DUE 09/15/16										
DTD 09/17/09 FC 03/15/10										
Moody BAA2, S&P A-										
CUSIP 06050WBU8										
Acquired 09/14/10 L nc	2.09	50,000	103.65 107.59	51,826.72 53,800.00	110.4150	55,207.50	3,380.78	802.36	2,725.00	4.93
WELLS FARGO COMPANY										
SUBORDINATE GLOBAL NOTES										
CPN 5.125% DUE 09/15/16										
DTD 09/15/04 FC 03/15/05										
Moody A3, S&P A										
CUSIP 949746JE2										
Acquired 11/15/10 L nc		25,000	105.06 110.37	26,265.64 27,597.50		27,508.00	1,242.36			
Acquired 10/19/11 L nc		100,000	104.72 108.25	104,728.18 108,255.00		110,032.00	5,303.82			
Total	5.21	125,000		\$130,993.82 \$135,852.50	110.0320	\$137,540.00	\$6,546.18	\$1,886.29	\$6,406.25	4.66
HSBC FINANCE CORP										
INTERNOTES										
CPN 5.600% DUE 02/15/18										
DTD 02/14/08 FC 05/15/08										
Moody BAA1, S&P A										
CUSIP 40429XUD6										
Acquired 05/04/11 L nc	1.68	40,000	105.86 109.13	42,345.59 43,657.80	110.6650	44,266.00	1,920.41	286.22	2,240.00	5.06
BP CAP MARKETS AMERICA										
NOTES										
CPN 4.200% DUE 06/15/18										
DTD 06/04/03 FC 12/15/03										
Moody A2, S&P A										
CUSIP 10373QAA8										

FREDA B RUNYON FOUNDATION
 SHARON C BAIERLEIN-PRESIDENT
 RONALD BAIERLEIN-VICEPRESIDENT


DECEMBER 1 - DECEMBER 31, 2013
 ACCOUNT NUMBER: 7226-7417

Fixed Income Securities
Corporate Bonds continued

DESCRIPTION	% OF ACCOUNT	QUANTITY	ADJ PRICE/ ORIG PRICE	ADJ COST/ ORIG COST	CURRENT PRICE	CURRENT MARKET VALUE	UNREALIZED GAIN/LOSS	ACCRUED INTEREST	ESTIMATED	
									ANNUAL INCOME	ANNUAL YIELD (%)
Acquired 10/19/11 L nc	3.95	100,000	103.43 104.93	103,434.72 104,939.00	104.2420	104,242.00	807.28	186.67	4,200.00	4.02
TORCHMARK CORP										
SR UNSECURED										
CPN 9.250% DUJE 06/15/19										
DTD 06/30/09 FC 12/15/09										
Moody BAA1, S&P A										
CUSIP 891027AP9										
Acquired 10/19/11 L nc	4.88	100,000	117.54 123.23	117,547.00 123,237.00	128.6870	128,687.00	11,140.00	411.11	9,250.00	7.18
MORGAN STANLEY										
FIX TO FLOAT MEDIUM TERM										
NOTES										
CPN 3.000% DUE 08/02/19										
DTD 08/02/12 FC 11/02/12										
Moody BAA2, S&P A-										
CUSIP 61760QBR4										
Acquired 04/18/13 S nc	3.92	100,000	104.00	104,006.00	103.5720	103,572.00	-434.00	N/A	3,000.00	2.89
WELLS FARGO & CO										
FIXED TO FLOAT NOTE										
LKD TO 3MTH LIBOR										
CPN 3.000% DUE 02/22/21										
DTD 02/22/13 FC 05/22/13										
Moody A2, S&P A+										
CUSIP 94986RNJ6										
Acquired 02/19/13 S nc	3.45	100,000	100.00	100,000.00	91.1180	91,118.00	-8,882.00	N/A	3,000.00	3.29
GOLDMAN SACHS GRP INC										
NOTES										
FIX TO VAR										
CPN 2.000% DUE 04/02/23										
DTD 04/02/13 FC 07/02/13										
Moody BAA1, S&P A-										
CUSIP 38141GRB2										
Acquired 04/18/13 S nc	5.32	150,000	100.25	150,381.00	93.6310	140,446.50	-9,934.50	N/A	3,000.00	2.13



FREDA B RUNYON FOUNDATION
 SHARON C BAIERLEIN-PRESIDENT
 RONALD BAIERLEIN-VICEPRESIDENT
 DECEMBER 1 - DECEMBER 31, 2013
 ACCOUNT NUMBER 7226-7417



Fixed Income Securities
Corporate Bonds continued

DESCRIPTION	% OF ACCOUNT	QUANTITY	ADJ PRICE/ ORIG PRICE	ADJ COST/ ORIG COST	CURRENT PRICE	CURRENT MARKET VALUE	UNREALIZED GAIN/LOSS	ACCRUED INTEREST	ESTIMATED	
									ANNUAL INCOME	ANNUAL YIELD (%)
GENERAL ELEC CAP CORP MEDIUM TERM NOTE SER A FLTG RATE CPN 0.000% DUE 05/05/26 DTD 05/05/06 FC 08/07/06 Moody A1, S&P AA+ CUSIP 36962GW75 Acquired 06/28/12 L nc	4.47	130,000	83.70	108,821.50	90.8240	118,071.20	9,249.70	N/A	N/A	N/A
GE CAPITAL INTERNOTES MED TRM NTS MULTI STEP UP CPN BOND CPN 3.000% DUE 11/14/27 DTD 11/14/12 FC 02/14/13 CALL 11/14/15 @ 100.000 Moody A1, S&P AA+ CUSIP 36966TGZ9 Acquired 02/05/13 S nc	3.56	100,000	103.08	103,085.00	93.9240	93,924.00	-9,161.00	391.67	3,000.00	3.19
Total Corporate Bonds	38.54	995,000		\$1,012,441.35 \$1,027,779.80		\$1,017,074.20	\$4,632.85	\$3,964.32	\$36,821.25	3.62

nc Cost Information for this tax lot is not covered by IRS reporting requirements. Unless indicated, cost for all other lots will be reported to the IRS.

FREDA B RUNYON FOUNDATION
 SHARON C BAIERLEIN-PRESIDENT
 RONALD BAIERLEIN-VICEPRESIDENT

DECEMBER 1 - DECEMBER 31, 2013
 ACCOUNT NUMBER 7226-7417

Fixed Income Securities

Taxable Municipal Bonds

DESCRIPTION	% OF ACCOUNT	QUANTITY	ADJ PRICE/ ORIG PRICE	ADJ COST/ ORIG COST	CURRENT PRICE	CURRENT MARKET VALUE	UNREALIZED GAIN/LOSS	ACCRUED INTEREST	ESTIMATED	
									ANNUAL INCOME	ANNUAL YIELD (%)
NEW YORK NY TAXABLE SER D 1 BUILD AMER BDS G/O TXBL										
CPN 4.749% DUE 12/01/19 DTD 12/17/09 FC 06/01/10 Moody AA2, S&P AA CUSIP 64966HTQ3 Acquired 12/11/13 S nc	5.21	125,000	114.27 114.36	142,840.33 142,958.50	109.9830	137,478.75	-5,361.58	494.69	5,936.25	4.31
CALIFORNIA ST TAXABLE BUILD AMER BDS OID B/E CPN 5.700% DUE 11/01/21 DTD 12/01/10 FC 05/01/11 Moody A1, S&P A CUSIP 13063BJA1 Acquired 10/18/12 L nc	4.27	100,000	116.32 118.45	116,323.97 118,455.00	112.5460	112,546.00	-3,777.97	950.00	5,700.00	5.06
NEW YORK NY SER D 1 BUILD AMER BDS G/O UNLTD BIE TXBL CPN 5.399% DUE 12/01/24 DTD 12/17/09 FC 06/01/10 Moody AA2, S&P AA CUSIP 64966HTY6 Acquired 09/25/13 S nc	4.18	100,000	109.88 110.05	109,887.47 110,061.00	110.2250	110,225.00	337.53	449.92	5,399.00	4.89
TEXAS ST TRANSN COMMN HWY IMPT SER A BAB DIRECT PMT G/O UT TXBL CPN 4.123% DUE 04/01/25 DTD 09/29/10 FC 04/01/11 Moody AAA, S&P AAA CUSIP 86272ZVM0 Acquired 09/25/13 S nc	3.79	100,000	103.80 103.87	103,808.89 103,878.00	100.0630	100,063.00	-3,745.99	1,030.75	4,123.00	4.12



FREDA B RUNYON FOUNDATION
 SHARON C BAIERLEIN-PRESIDENT
 RONALD BAIERLEIN-VICEPRESIDENT

DECEMBER 1 - DECEMBER 31, 2013
 ACCOUNT NUMBER 7226-7417

Fixed Income Securities
Taxable Municipal Bonds continued

DESCRIPTION	QUANTITY	ADJ PRICE/ ORIG PRICE	ADJ COST/ ORIG COST	CURRENT PRICE	CURRENT MARKET VALUE	UNREALIZED GAIN/LOSS	ACCRUED INTEREST	ESTIMATED	
								ANNUAL INCOME	ANNUAL YIELD (%)
DALLAS TX ISD TXBL LTD MAINTNENCE TAX QUALIFIED SCH CONSTR G/O LTD B/E CPN 5.049% DUE 08/15/33 DTD 12/01/13 FC 08/15/14 CALL 02/15/24 @ 100 000 Moody AA1, S&P AA- CUSIP 235308UL5 Acquired 12/11/13 S nc	7.60	102.78 102.78	205,568.28 205,580.00	100.3010	200,602.00	-4,966.28	336.60	10,098.00	5.03
Total Taxable Municipal Bonds	25.05		\$678,429.04 \$680,932.50		\$660,914.75	-\$17,514.29	\$3,261.96	\$31,256.25	4.73

nc Cost information for this tax lot is not covered by IRS reporting requirements. Unless indicated, cost for all other lots will be reported to the IRS.

Foreign Bonds

Foreign Fixed Income securities may be denominated in currencies other than US dollars. If you own securities denominated in a foreign currency, the figures displayed for "Estimated Accrued Interest" and "Estimated Annual Income" below are in the foreign currency, not US dollars. As a result, the figures shown in "Estimated Annual Yield" are not accurate for bonds denominated in foreign currency. Please contact Your Financial Advisor if you own a Foreign Fixed Income security that is denominated in other than US dollars and have additional questions.

DESCRIPTION	QUANTITY	ADJ PRICE/ ORIG PRICE	ADJ COST/ ORIG COST	CURRENT PRICE	CURRENT MARKET VALUE	UNREALIZED GAIN/LOSS	ACCRUED INTEREST	ESTIMATED	
								ANNUAL INCOME	ANNUAL YIELD (%)
UBS AG STAMFORD CT MEDIUM TERM SR DEPOSIT NOTES CPN 5.750% DUE 04/25/18 DTD 04/25/08 FC 10/25/08 Moody A2, S&P A CUSIP 90261XFA5 Acquired 06/28/12 L nc	4.34	109.66 112.69	109,667.30 112,703.00	114.5930	114,593.00	4,925.70	1,054.17	5,750.00	5.01

LLOYDS TSB BANK PLC BANK
 LTD BONDS
 CPN 0.000% DUE 04/27/20
 DTD 04/27/12 FC 07/27/12
 Moody A2, S&P A
 CUSIP 5394E6AP4

FREDA B RUNYON FOUNDATION
 SHARON C BAIERLEIN-PRESIDENT
 RONALD BAIERLEIN-VICEPRESIDENT

DECEMBER 1 - DECEMBER 31, 2013
 ACCOUNT NUMBER 7226-7417

Fixed Income Securities

Foreign Bonds continued


DESCRIPTION	% OF ACCOUNT	QUANTITY	ADJ PRICE/ ORIG PRICE	ADJ COST/ ORIG COST	CURRENT PRICE	CURRENT MARKET VALUE	UNREALIZED GAIN/LOSS	ACCRUED INTEREST	ESTIMATED	
									ANNUAL INCOME	ANNUAL YIELD (%)
Acquired 04/18/13 S nc	5.78	150,000	106.45	159,082.50	101.6470	152,470.50	-7,212.00	N/A	N/A	N/A
Total Foreign Bonds	10.12	250,000		\$269,349.80 \$272,385.50		\$267,063.50	-\$2,286.30	\$1,054.17	\$5,750.00	2.15
Total Fixed Income Securities	73.71			\$1,960,220.19 \$1,981,097.80		\$1,945,052.45	-\$15,167.74	\$8,280.45	\$73,827.50	3.80


nc Cost information for this tax lot is not covered by IRS reporting requirements Unless indicated, cost for all other lots will be reported to the IRS

Preferreds/Fixed Rate Cap Securities

DESCRIPTION	% OF ACCOUNT	QUANTITY	ADJ PRICE/ ORIG PRICE	ADJ COST/ ORIG COST	CURRENT PRICE	CURRENT MARKET VALUE	UNREALIZED GAIN/LOSS	ANNUAL INCOME	ANNUAL YIELD (%)
FANNIE MAE 8.25% NON-CUM PERP PFD CALL STARTING 12/31/10 FNMA5									
Acquired 12/17/07 L nc		1,400	25.75	36,050.00		12,250.00	-23,800.00		
Acquired 07/24/08 L nc		5,300	19.26	102,078.00		46,375.00	-55,703.00		
Acquired 08/11/08 L nc		5,900	16.47	97,173.00		51,625.00	-45,548.00		
Acquired 08/11/08 L nc		100	16.46	1,646.00		875.00	-771.00		
Total	4.21	12,700		\$236,947.00	8.7500	\$111,125.00	-\$125,822.00	N/A	N/A
WELLS FARGO & CO 8% PFD CALLABLE 12/15/17 SERIES J WFCJ									
Acquired 06/28/12 L		2,230	30.46	67,925.80		62,350.80	-5,575.00		
Acquired 06/28/12 L		1,070	30.44	32,575.80		29,917.20	-2,658.60		
Total	3.50	3,300		\$100,501.60	27.9600	\$92,268.00	-\$8,233.60	\$6,600.00	7.15
Total Preferreds/Fixed Rate Cap Securities	7.71			\$337,448.60		\$203,393.00	-\$134,055.60	\$6,600.00	3.24

nc Cost information for this tax lot is not covered by IRS reporting requirements Unless indicated, cost for all other lots will be reported to the IRS





FREDA B RUNYON FOUNDATION
 SHARON C BAIERLEIN-PRESIDENT
 RONALD BAIERLEIN-VICEPRESIDENT

DECEMBER 1 - DECEMBER 31, 2013
 ACCOUNT NUMBER 7226-7417

Unit Investment Trusts

Equity Trusts

DESCRIPTION	% OF ACCOUNT	QUANTITY	ADJ PRICE/ ORIG PRICE	ADJ COST/ ORIG COST	CURRENT PRICE	CURRENT MARKET VALUE	UNREALIZED GAIN/LOSS	ESTIMATED	
								ANNUAL INCOME	ANNUAL YIELD (%)
FIRST TRUST PORTFOLIOS									
REIT GROWTH & INCOME									
SELECT PORT SER 24 REIN									
CUSIP 30281R461									
Acquired 07/22/13 S	12,075	12,075	10.35	125,001.57	105,414.63	105,414.63	-19,586.94		
Reinvestments S	244,41800	244,41800	9.01	2,204.29	2,133.88	2,133.88	-70.41		
Total	4.08	12,319,41800		\$127,205.86	8.7300	\$107,548.51	-\$19,657.35	\$5,100.23	4.74
FIRST TRUST									
MLP CLOSED END FUND AND									
ENERGY PORT SER 27 REIN									
CUSIP 30281U811									
Acquired 07/22/13 S nc	12,704	12,704	9.83	124,996.84	121,831.23	121,831.23	-3,165.61		
Reinvestments S nc	259,76700	259,76700	9.20	2,390.89	2,491.29	2,491.29	100.40		
Total	4.71	12,963,76700		\$127,387.73	9.5900	\$124,322.52	-\$3,065.21	\$5,561.45	4.47
FIRST TRUST PORTFOLIOS									
DIVERSIFIED FIXED INCOME									
ETF PRT SERIES 14 REIN									
CUSIP 30281U167									
Acquired 07/22/13 S	12,506	12,506	9.99	125,004.73	121,183.01	121,183.01	-3,821.72		
Reinvestments S	113,29700	113,29700	9.70	1,100.06	1,097.97	1,097.97	-2.09		
Total	4.63	12,619,29700		\$126,104.79	9.6900	\$122,280.98	-\$3,823.81	\$4,719.61	3.86
FIRST TRUST									
INTEREST RATE HEDGE PORT									
SERIES 72 REINVEST									
CUSIP 30282A715									
Acquired 07/22/13 S	12,652	12,652	9.87	124,997.64	123,862.95	123,862.95	-1,134.69		
Reinvestments S	276,01200	276,01200	9.44	2,606.12	2,702.28	2,702.28	96.16		
Total	4.80	12,928,01200		\$127,603.76	9.7900	\$126,565.23	-\$1,038.53	\$6,321.79	4.99

FREDA B RUNYON FOUNDATION
 SHARON C BAIERLEIN-PRESIDENT
 RONALD BAIERLEIN-VICEPRESIDENT

DECEMBER 1 - DECEMBER 31, 2013
 ACCOUNT NUMBER 7226-7417

Unit Investment Trusts
 Equity Trusts continued

DESCRIPTION	% OF ACCOUNT	QUANTITY	ADJ PRICE/ ORIG PRICE	ADJ COST/ ORIG COST	CURRENT PRICE	CURRENT MARKET VALUE	UNREALIZED GAIN/LOSS	ESTIMATED	
								ANNUAL INCOME	ANNUAL YIELD (%)
Total Equity Trusts	18.22			\$508,302.14 \$508,303.40		\$480,717.24	-\$27,584.90	\$21,703.08	4.51
Total Unit Investment Trusts	18.22			\$508,302.14 \$508,303.40		\$480,717.24	-\$27,584.90	\$21,703.08	4.51

inc Cost information for this tax lot is not covered by IRS reporting requirements. Unless indicated, cost for all other lots will be reported to the IRS

Activity detail by date

DATE	ACCOUNT TYPE	TRANSACTION/ CHECK NUMBER	QUANTITY	DESCRIPTION	PRICE	AMOUNT	CASH AND SWEEP BALANCES
12/01				BEGINNING BALANCE			3,343.64
12/02	Cash	INTEREST		NEW YORK NY SER D 1 BUILD AMER BDS G/O UNLTD B/E TXBL CPN 5.399% DUE 12/01/24 DTD 12/17/09 FC 06/01/10 120113 100,000 AS OF 12/01/13 CUSIP 64966HTY6		2,699.50	6,043.14
12/05	Cash	SALE	-3,800 00000	PNC FINANCIAL 6 125% PFD PERP-SER P-CALL 5/1/22 FIXED TO FLOAT	24 7000	93,852.33	
12/05	Cash	SALE	-2,600 00000	PS BUSINESS PK 6 45% PFD PERPETUAL/CUMULATIVE CALL 1/18/2017 SER S	21 8500	56,808.99	
12/05	Cash	SALE	-2,000 00000	PS BUSINESS PK 6 45% PFD PERPETUAL/CUMULATIVE CALL 1/18/2017 SER S	21 9600	43,919.22	
12/05	Cash	SALE	-900 00000	PS BUSINESS PK 6 45% PFD PERPETUAL/CUMULATIVE CALL 1/18/2017 SER S	22 0100	19,802.65	
12/05	Cash	SALE	-890 00000	PS BUSINESS PK 6 45% PFD PERPETUAL/CUMULATIVE CALL 1/18/2017 SER S	21 8510	19,447.04	



2013 ENHANCED SUMMARY

As of Date: 2/07/14

Your Financial Advisor :
 JAMES MONROE
 M. HILLIKER / G. ANDERSON
 400 CAPITOL MALL
 #2100
 SACRAMENTO, CA 95814
 (916) 939-1360

FREDA B RUNYON FOUNDATION
 6140 QUARTZ DR
 EL DORADO CA 95623-4712

Account Number: 2522-1345

Year-End Account Summary

This information is NOT provided to the Internal Revenue Service, but is being provided to you for courtesy purposes. Please consult with your Financial Advisor or Tax Advisor regarding specific questions.

For noncovered transactions, we provide supplemental cost basis information, when it is available, to assist you with completing your tax return, however, THIS INFORMATION IS NOT PROVIDED TO THE INTERNAL REVENUE SERVICE.

SHORT TERM GAINS OR LOSSES (Box 1c) FOR COVERED SECURITIES (Box 6) Proceeds from Broker and Barter Exchange Transactions for 2013

8-Description / CUSIP 1a-Date of Sale or Exchange	1e-Quantity Sold	1b-Date of Acquisition	2a-Sales Price*	3-Cost or Other Basis	Supplemental Information Gain or Loss Amount Additional Information
ISHARES CORE S&P 500 ET / 464287200 S&P 500 INDEX FD 08/01/13	30.0000	01/28/13	5,139.05	4,521.48	617.57 SALE
ISHARES MSCI EAFE INDEX / 464287465 08/01/13	982.0000	01/28/13	59,979.03	57,590.86	2,388.17 SALE
VANGUARD MID CAP ET / 922908629 08/01/13	27.0000	01/28/13	2,756.00	2,375.72	380.28 SALE
VANGUARD SMALL CAP ET / 922908751 08/01/13	33.0000	01/28/13	3,350.82	2,851.85	498.97 SALE
TOTAL SHORT TERM GAINS OR LOSSES FOR COVERED SECURITIES			71,224.90	67,339.91	3,884.99

*Box 2a Sales price less commissions and option premiums

2013 ENHANCED SUMMARY



Your Financial Advisor :
 JAMES MONROE
 M. HILLIKER / G. ANDERSON
 400 CAPITOL MALL
 #2100
 SACRAMENTO, CA 95814
 (916) 939-1360

FREDA B RUNYON FOUNDATION
 6140 QUARTZ DR
 EL DORADO CA 95623-4712

Account Number: 2229-4371

Year-End Account Summary

This information is NOT provided to the Internal Revenue Service, but is being provided to you for courtesy purposes. Please consult with your Financial Advisor or Tax Advisor regarding specific questions.

For noncovered transactions, we provide supplemental cost basis information, when it is available, to assist you with completing your tax return, however, THIS INFORMATION IS NOT PROVIDED TO THE INTERNAL REVENUE SERVICE.

SHORT TERM GAINS OR LOSSES (Box 1c) FOR COVERED SECURITIES (Box 6) Proceeds from Broker and Barter Exchange Transactions for 2013

8-Description / CUSIP 1a-Date of Sale or Exchange	1e-Quantity Sold	1b-Date of Acquisition	2a-Sales Price*	3-Cost or Other Basis	Supplemental Information Gain or Loss Amount	Additional Information
RS INVT TR / 74972H648	147.0950	10/31/12	5,769.07	5,532.25	236.82	
GLOBAL NATURAL RESOURCES FUND CL Y	2.3650	12/14/12	92.76	86.57	6.19	
	1.0060	12/14/12	39.46	36.81	2.65	
04/10/13	150.4660	Various	5,901.29	5,655.63	245.66	SALE
TOTAL SHORT TERM GAINS OR LOSSES FOR COVERED SECURITIES					245.66	TOTAL 3 LOTS

LONG TERM GAINS OR LOSSES (Box 1c) FOR COVERED SECURITIES (Box 6) Proceeds from Broker and Barter Exchange Transactions for 2013

8-Description / CUSIP 1a-Date of Sale or Exchange	1e-Quantity Sold	1b-Date of Acquisition	2a-Sales Price*	3-Cost or Other Basis	Supplemental Information Gain or Loss Amount	Additional Information
GABELLI EQUITY INCOME / 36239T848	101.0230	02/02/12	2,630.64	2,187.15	443.49	SALE
04/10/13						
MFS SER TRX / 55273G298	75.0020	02/02/12	1,133.28	986.28	147.00	SALE
INTERNATIONAL DIV FUND CLASS I						
04/10/13						

2013 ENHANCED SUMMARY

As of Date: 2/07/14

Your Financial Advisor:
 JAMES MONROE
 M. HILLIKER / G. ANDERSON
 400 CAPITOL MALL
 #2100
 SACRAMENTO, CA 95814
 (916) 939-1360

FREDA B RUNYON FOUNDATION
 6140 OJARTZ DR
 EL DORADO CA 95623-4712

Account Number: 2229-4371

Year-End Account Summary

This Information is NOT provided to the Internal Revenue Service, but is being provided to you for courtesy purposes. Please consult with your Financial Advisor or Tax Advisor regarding specific questions.

**LONG TERM GAINS OR LOSSES (Box 1c) FOR COVERED SECURITIES (Box 6)
 Proceeds from Broker and Barter Exchange Transactions for 2013**

continued

8-Description / CUSIP 1a-Date of Sale or Exchange	1e-Quantity Sold	1b-Date of Acquisition	2a-Sales Price*	3-Cost or Other Basis	Supplemental Information Gain or Loss Amount	Supplemental Information Additional Information
PRINCIPAL FDS INC / 74255L795 MIDCAP FUND CLASS P 04/10/13	242.6610	02/02/12	4,282.96	3,460.35	822.61	SALE
WELLS FARGO ADVANTAGE / 94984B462 PREMIER LARGE CO GROWTH FD ADMIN CL 04/10/13	50.4400	02/02/12	586.62	504.40	82.22	SALE
TOTAL LONG TERM GAINS OR LOSSES FOR COVERED SECURITIES			8,633.50	7,138.18	1,495.32	

**LONG TERM GAINS OR LOSSES (Box 1c) FOR NONCOVERED SECURITIES (Box 6)
 Proceeds from Broker and Barter Exchange Transactions for 2013**

8-Description / CUSIP 1a-Date of Sale or Exchange	1e-Quantity Sold	1b-Date of Acquisition	2a-Sales Price*	3-Cost or Other Basis	Supplemental Information Gain or Loss Amount	Supplemental Information Additional Information
EATON VANCE LARGE CAP / 277905642 VALUE FUND CLASS I 04/10/13	56.7500	02/04/09	1,228.64	750.24	478.40	SALE
EUROPACIFIC GROWTH FD / 298706409 CL F-1 04/10/13	2.5930	02/04/09	110.28	66.49	43.79	SALE
ING GLOBAL REAL ESTATE / 44980Q302 FUND CL I 04/10/13	123.0780	02/04/09	2,408.64	1,202.70	1,205.94	SALE



2013 ENHANCED SUMMARY

As of Date: 2/07/14



Your Financial Advisor :
 JAMES MONROE
 M HILLIKER / G ANDERSON
 400 CAPITOL MALL
 #2100
 SACRAMENTO, CA 95814
 (916) 939-1360

FREDA B RUNYON FOUNDATION
 6140 QUARTZ DR
 EL DORADO CA 95623-4712

Account Number: 2229-4371

Year-End Account Summary

This information is NOT provided to the Internal Revenue Service, but is being provided to you for courtesy purposes. Please consult with your Financial Advisor or Tax Advisor regarding specific questions.

LONG TERM GAINS OR LOSSES (Box 1c) FOR NONCOVERED SECURITIES (Box 6) Proceeds from Broker and Barter Exchange Transactions for 2013

continued

8-Description / CUSIP	1e-Quantity Sold	1b-Date of Acquisition	2a-Sales Price*	3-Cost or Other Basis	Supplemental Information Gain or Loss Amount	Additional Information
ISHARES EMERGING ET / 464288216 MARKETS INFRASTRUCTURE 04/10/13	3.0000	09/21/09	109.11	84.21	24.90	SALE
MFS SER TR I / 552983694 VALUE FD CL I 04/10/13	146.1010	02/04/09	4,210.62	2,356.12	1,854.50	SALE
ROYCE FUND / 780905444 TOTAL RETURN FD CL W 04/10/13	238.3670	02/04/09	3,596.96	1,890.73	1,706.23	SALE
RS INVT TR / 74972H648 GLOBAL NATURAL RESOURCES FUND CL Y	638.2780 4.5150	09/15/10 12/16/11	25,033.26 177.07	19,887.72 153.77	5,145.54 23.30	
04/10/13	642.7930	Various	25,210.33	20,041.49	5,168.84	SALE
SPDR DJ WILSHIRE ET / 78463X863 INTL REAL ESTATE 04/10/13	14.0000	09/21/09	624.39	502.17	122.22	SALE
TOTAL LONG TERM GAINS OR LOSSES FOR NONCOVERED SECURITIES			37,498.97	26,894.15	10,604.82	
						TOTAL 2 LOTS

*Box 2a Sales price less commissions and option premiums

2013 ENHANCED SUMMARY

As of Date: 2/07/14

Your Financial Advisor :
 JAMES MONROE
 M. HILLIKER / G. ANDERSON
 400 CAPITOL MALL
 #2100
 SACRAMENTO, CA 95814
 (916) 939-1360

FREDA B RUNYON FOUNDATION
 SHARON C BAIERLEIN-PRESIDENT
 RONALD BAIERLEIN-VICEPRESIDENT
 6140 QUARTZ DR
 EL DORADO CA 95623-7946

Account Number: 7226-7417

Year-End Account Summary

This information is NOT provided to the Internal Revenue Service, but is being provided to you for courtesy purposes. Please consult with your Financial Advisor or Tax Advisor regarding specific questions.

For noncovered transactions, we provide supplemental cost basis information, when it is available, to assist you with completing your tax return, however, THIS INFORMATION IS NOT PROVIDED TO THE INTERNAL REVENUE SERVICE

SHORT TERM GAINS OR LOSSES (Box 1c) FOR COVERED SECURITIES (Box 6) Proceeds from Broker and Barter Exchange Transactions for 2013

8-Description / CUSIP	1a-Date of Sale or Exchange	1e-Quantity Sold	1b-Date of Acquisition	2a-Sales Price*	3-Cost or Other Basis	Supplemental Information Gain or Loss Amount	Additional Information
PUBLIC STORAGE 5.625% PFD / 74460W602		2,580.0000	08/20/12	65,685.30	69,015.00	-3,329.70	
PREFERRED PERP CUMULATIV		616.0000	08/20/12	15,683.01	16,471.84	-788.83	
CALLABLE 06/15/17 SER U		3,196.0000	08/20/12	81,368.31	85,486.84	-4,118.53	SALE
		495.0000	08/20/12	12,611.37	13,236.30	-624.93	
		9.0000	08/20/12	229.30	241.02	-11.72	
		504.0000	08/20/12	12,840.67	13,477.32	-636.65	SALE
		91.0000	08/20/12	2,317.71	2,436.98	-119.27	
		9.0000	08/20/12	229.23	240.48	-11.25	
		100.0000	08/20/12	2,546.94	2,677.46	-130.52	SALE
							TOTAL 2 LOTS
							TOTAL 2 LOTS
							TOTAL 2 LOTS
TOTAL SHORT TERM GAINS OR LOSSES FOR COVERED SECURITIES				96,755.92	101,641.62	-4,885.70	



2013 ENHANCED SUMMARY



Your Financial Advisor :
 JAMES MONROE
 M. HILLIKER / G. ANDERSON
 400 CAPITOL MALL
 #2100
 SACRAMENTO, CA 95814
 (916) 939-1360

FREDA B RUNYON FOUNDATION
 SHARON C BAIERLEIN-PRESIDENT
 RONALD BAIERLEIN-VICEPRESIDENT
 6140 QUARTZ DR
 EL DORADO CA 95623-7946

Account Number: 7226-7417

Year-End Account Summary

This information is NOT provided to the Internal Revenue Service, but is being provided to you for courtesy purposes. Please consult with your Financial Advisor or Tax Advisor regarding specific questions.

**SHORT TERM GAINS OR LOSSES (Box 1c) FOR NONCOVERED SECURITIES (Box 6)
 Proceeds from Broker and Barter Exchange Transactions for 2013**

8-Description / CUSIP	1a-Date of Sale or Exchange	1e-Quantity Sold	1b-Date of Acquisition	2a-Sales Price*	3-Cost or Other Basis	Supplemental Information Gain or Loss Amount	Additional Information
SAFEWAY INC / 786514BP3							
NOTES							
CPN 6.350% DUE 08/15/17							
DTD 08/17/07 FC-02/15/08							
01/15/13		100,000.0000	06/28/12	114,628.00	113,540.19	1,087.81	SALE
TOTAL SHORT TERM GAINS OR LOSSES FOR NONCOVERED SECURITIES				114,628.00	113,540.19	1,087.81	

**LONG TERM GAINS OR LOSSES (Box 1c) FOR COVERED SECURITIES (Box 6)
 Proceeds from Broker and Barter Exchange Transactions for 2013**

8-Description / CUSIP	1a-Date of Sale or Exchange	1e-Quantity Sold	1b-Date of Acquisition	2a-Sales Price*	3-Cost or Other Basis	Supplemental Information Gain or Loss Amount	Additional Information
HOSPITALITY 7 125% PFD / 44106M607							
PRPTY TRUST-CUMULTV SR D							
PERP-CALL 1-15-17@25							
07/19/13		2,500.0000	06/28/12	62,119.94	67,500.00	-5,380.06	
		900.0000	06/28/12	22,363.18	24,291.00	-1,927.82	
		400.0000	06/28/12	9,939.20	10,797.00	-857.80	
		3,800.0000	06/28/12	94,422.32	102,588.00	-8,165.68	SALE
TOTAL 3 LOTS							
PNC FINANCIAL 6 125% PFD / 693475B57							
PERP-SER P-CALL 5/1/22							
FIXED TO FLOAT							
12/05/13		3,200.0000	06/28/12	79,033.54	85,541.00	-6,507.46	
		600.0000	06/28/12	14,818.79	16,044.00	-1,225.21	
		3,800.0000	06/28/12	93,852.33	101,585.00	-7,732.67	SALE
TOTAL 2 LOTS							

2013 ENHANCED SUMMARY

Page 10 of 26

As of Date: 2/07/14

Your Financial Advisor :
 JAMES MONROE
 M HILLIKER / G ANDERSON
 400 CAPITOL MALL
 #2100
 SACRAMENTO, CA 95814
 (916) 939-1360

FREDA B RUNYON FOUNDATION
 SHARON C BAERLEIN-PRESIDENT
 RONALD BAERLEIN-VICEPRESIDENT
 6140 QUARTZ DR
 EL DORADO CA 95623-7946

Account Number: 7226-7417

Year-End Account Summary

This information is NOT provided to the Internal Revenue Service, but is being provided to you for courtesy purposes. Please consult with your Financial Advisor or Tax Advisor regarding specific questions.

LONG TERM GAINS OR LOSSES (Box 1c) FOR COVERED SECURITIES (Box 6) Proceeds from Broker and Barter Exchange Transactions for 2013

continued

8-Description / CUSIP	1a-Date of Sale or Exchange	1e-Quantity Sold	1b-Date of Acquisition	2a-Sales Price*	3-Cost or Other Basis	Supplemental Information	
						Gain or Loss Amount	Additional Information
PS BUSINESS PK 6 45% PFD / 69360J719 PERPETUAL/CUMULATIVE CALL 1/18/2017 SER S	12/05/13	2,600.0000	09/25/12	56,808.99	71,422.00	-14,613.01	SALE
	12/05/13	100.0000	09/25/12	2,191.96	2,744.00	-552.04	SALE
	12/05/13	2,000.0000	09/25/12	43,919.22	54,940.00	-11,020.78	SALE
	12/05/13	200.0000	09/25/12	4,393.92	5,488.00	-1,094.08	SALE
	12/05/13	200.0000	09/25/12	4,394.12	5,488.00	-1,093.88	SALE
	12/05/13	900.0000	09/25/12	19,802.65	24,723.00	-4,920.35	SALE
	12/05/13	90.0000	09/25/12	1,982.21	2,471.40	-489.19	SALE
	12/05/13	700.0000	09/25/12	15,295.42	19,229.00	-3,933.58	SALE
	12/05/13	190.0000	09/25/12	4,151.62	5,213.06	-1,061.44	SALE
	12/05/13	890.0000	09/25/12	19,447.04	24,442.06	-4,995.02	SALE
	12/05/13	510.0000	09/25/12	11,219.80	13,992.94	-2,773.14	SALE
	12/05/13	110.0000	09/25/12	2,419.96	3,018.40	-598.44	SALE
	12/05/13	620.0000	09/25/12	13,639.76	17,011.34	-3,371.58	SALE
	12/05/13	90.0000	09/25/12	1,970.06	2,469.60	-499.54	SALE
	12/05/13	10.0000	09/25/12	218.90	274.60	-55.70	SALE
	12/05/13	100.0000	09/25/12	2,188.96	2,744.20	-555.24	SALE
TOTAL 2 LOTS							
TOTAL 2 LOTS							
TOTAL 2 LOTS							
PUBLIC STORAGE 5.9% PFD / 74460W206							
CALLABLE 1/12/17 @ 25							
PERPETUAL/CUMULATIVE							
		1,608.0000	02/08/12	41,755.48	41,309.52	445.96	
		706.0000	02/08/12	18,332.94	18,144.20	188.74	
		386.0000	02/08/12	10,023.39	9,913.62	109.77	



2013 ENHANCED SUMMARY

Page 11 of 26

As of Date: 2/07/14



Your Financial Advisor :
 JAMES MONROE
 M. HILLIKER / G. ANDERSON
 400 CAPITOL MALL
 #2100
 SACRAMENTO, CA 95814
 (916) 939-1360

FREDA B RUNYON FOUNDATION
 SHARON C BAIERLEIN-PRESIDENT
 RONALD BAIERLEIN-VICEPRESIDENT
 6140 QUARTZ DR
 EL DORADO CA 95623-7946

Account Number: 7226-7417

Year-End Account Summary

This information is NOT provided to the Internal Revenue Service, but is being provided to you for courtesy purposes. Please consult with your Financial Advisor or Tax Advisor regarding specific questions.

continued


LONG TERM GAINS OR LOSSES (Box 1c) FOR COVERED SECURITIES (Box 6) Proceeds from Broker and Barter Exchange Transactions for 2013

8-Description / CUSIP 1a-Date of Sale of Exchange	1e-Quantity Sold	1b-Date of Acquisition	2a-Sales Price*	3-Cost or Other Basis	Supplemental Information		
					Gain or Loss Amount	Additional Information	
04/10/13	200.0000	02/08/12	5,193.48	5,136.00	57.48		
04/10/13	2,900.0000	02/08/12	75,305.29	74,503.34	801.95	SALE	
US BANCORP PFD / 902973833							TOTAL 4 LOTS
PERPETUAL/CALLABLE VARIABLE							
04/10/13	1,765.0000	02/08/12	52,083.97	46,475.50	5,608.47	SALE	
04/10/13	6.0000	02/08/12	177.07	157.99	19.08	SALE	
04/10/13	429.0000	02/08/12	12,663.79	11,296.31	1,367.48	SALE	
04/10/13	300.0000	02/08/12	8,858.80	7,899.51	959.29	SALE	
04/10/13	400.0000	02/08/12	11,806.13	10,532.69	1,273.44	SALE	
VORNADO RLTY 6.875% PFD / 929042869							
CALL 4/20/2016@25 SER J PERPETUAL CUMULATIVE							
07/19/13	1,700.0000	02/08/12	42,669.24	45,560.00	-2,890.76	SALE	
07/19/13	100.0000	02/08/12	2,513.96	2,679.50	-165.54	SALE	
07/19/13	100.0000	02/08/12	2,514.96	2,679.50	-164.54	SALE	
07/19/13	100.0000	02/08/12	2,517.96	2,678.00	-160.04	SALE	
07/19/13	581.0000	02/08/12	14,634.94	15,570.80	-935.86	SALE	
	19.0000	02/08/12	477.08	509.20	-32.12		
	200.0000	02/08/12	5,021.91	5,356.00	-334.09		
07/19/13	219.0000	02/08/12	5,498.99	5,865.20	-366.21	SALE	
TOTAL LONG TERM GAINS OR LOSSES FOR COVERED SECURITIES							TOTAL 2 LOTS
			588,288.58	641,545.34	-53,256.76		

2013 ENHANCED SUMMARY

Page 13 of 26

As of Date: 2/07/14



Your Financial Advisor :
 JAMES MONROE
 M HILLIKER / G ANDERSON
 400 CAPITOL MALL
 #2100
 SACRAMENTO, CA 95814
 (916) 939-1360

FREDA B RUNYON FOUNDATION
 SHARON C BAIERLEIN-PRESIDENT
 RONALD BAIERLEIN-VICEPRESIDENT
 6140 QUARTZ DR
 EL DORADO CA 95623-7946

Account Number: 7226-7417

Year-End Account Summary

This information is NOT provided to the Internal Revenue Service, but is being provided to you for courtesy purposes. Please consult with your Financial Advisor or Tax Advisor regarding specific questions.

LONG TERM GAINS OR LOSSES (Box 1c) FOR NONCOVERED SECURITIES (Box 6) Proceeds from Broker and Barter Exchange Transactions for 2013

continued

8-Description / CUSIP	1e-Quantity Sold	1b-Date of Acquisition	3-Cost or Other Basis	2a-Sales Price*	Supplemental Information Gain or Loss Amount	Additional Information
LLOYDS TSB BANK PLC / 5394E8AW9 MULTI STEP UP CPN BOND MEDIUM TERM NOTES CLLBL CPN 4.500% DUE 06/28/32 07/19/13	100,000,0000	06/28/12	100,126.00	99,836.00	-290.00	SALE
MANULIFE FINANCIAL CORP / 56501RAB2 SR UNSECURED CPN 4.900% DUE 09/17/20 DTD 09/17/10 FC 03/17/11 01/15/13	100,000,0000	09/15/10	101,924.51	109,489.00	7,564.49	SALE
MORGAN STANLEY / 61745EE31 MULTI STEP UP MEDIUM TERM NOTES CALLABLE CPN 5.000% DUE 09/22/20 09/23/13	200,000,0000	09/17/10	200,000.00	200,000.00	0.00	REDEMPTION
MORGAN STANLEY / 61747YCG8 SR UNSECURED CPN 7.300% DUE 05/13/19 DTD 05/13/09 FC 11/13/09 07/19/13	100,000,0000	07/19/10	109,031.89	116,814.00	7,782.11	SALE
TELEPHONE DATA SYS 7%PFD / 879433837 SR UNSECURED MAT 3/15/60 CALL 3/15/16 12/05/13	2,700,0000	06/28/12	73,791.00	65,770.83	-8,020.17	SALE
12/05/13	100,0000	06/28/12	2,727.50	2,436.96	-290.54	SALE
12/05/13	600,0000	06/28/12	16,404.00	14,616.34	-1,787.66	SALE
12/05/13	200,0000	06/28/12	5,468.00	4,872.11	-595.89	SALE

2013 ENHANCED SUMMARY

Page 14 of 26

As of Date: 2/07/14

Your Financial Advisor :
 JAMES MONROE
 M HILLIKER / G ANDERSON
 400 CAPITOL MALL
 #2100
 SACRAMENTO, CA 95814
 (916) 939-1360

FREDA B RUNYON FOUNDATION
 SHARON C BAIERLEIN-PRESIDENT
 RONALD BAIERLEIN-VICEPRESIDENT
 6140 QUARTZ DR
 EL DORADO CA 95623-7946

Account Number: 7226-7417

Year-End Account Summary

This information is NOT provided to the Internal Revenue Service, but is being provided to you for courtesy purposes. Please consult with your Financial Advisor or Tax Advisor regarding specific questions.

LONG TERM GAINS OR LOSSES (Box 1c) FOR NONCOVERED SECURITIES (Box 6) Proceeds from Broker and Barter Exchange Transactions for 2013

8-Description / CUSIP 1a-Date of Sale or Exchange	1e-Quantity Sold	1b-Date of Acquisition	2a-Sales Price*	3-Cost or Other Basis	Supplemental Information		
					Gain or Loss Amount	Additional Information	
12/05/13	100 0000	06/28/12	2,436.06	2,727.50	-291.44		
	300.0000	06/28/12	7,308.17	8,195.50	-887.33	SALE	
TOTAL LONG TERM GAINS OR LOSSES FOR NONCOVERED SECURITIES					1,221,389.80	1,190,481.44	30,908.36
							TOTAL 2 LOTS

*Box 2a. Sales price less commissions and option premiums

