



See a Social Security Number? Say Something!  
Report Privacy Problems to <https://public.resource.org/privacy>  
Or call the IRS Identity Theft Hotline at 1-800-908-4490



**Return of Private Foundation  
or Section 4947(a)(1) Trust Treated as Private Foundation**

**2013**

Department of the Treasury  
Internal Revenue Service

▶ Do not enter Social Security numbers on this form as it may be made public.  
▶ Information about Form 990-PF and its separate instructions is at [www.irs.gov/form990pf](http://www.irs.gov/form990pf).

For calendar year 2013, or tax year beginning , 2013, and ending

**ST. PIERRE FOUNDATION**  
31982 PASEO SAGRADO  
SAN JUAN CAPISTRANO, CA 92675-3347

**A** Employer identification number  
47-0879863

**B** Telephone number (see the instructions)  
(949) 248-9279

**C** If exemption application is pending, check here

**D** 1 Foreign organizations, check here   
2 Foreign organizations meeting the 85% test, check here and attach computation

**E** If private foundation status was terminated under section 507(b)(1)(A), check here

**F** If the foundation is in a 60-month termination under section 507(b)(1)(B), check here

**G** Check all that apply:

<input type="checkbox"/> Initial return	<input type="checkbox"/> Initial return of a former public charity
<input type="checkbox"/> Final return	<input type="checkbox"/> Amended return
<input type="checkbox"/> Address change	<input type="checkbox"/> Name change

**H** Check type of organization:  Section 501(c)(3) exempt private foundation  
 Section 4947(a)(1) nonexempt charitable trust  Other taxable private foundation

**I** Fair market value of all assets at end of year (from Part II, column (c), line 16)  
\$ 545,377.

**J** Accounting method:  Cash  Accrual  
 Other (specify) \_\_\_\_\_  
(Part I, column (d) must be on cash basis)

<b>Part I Analysis of Revenue and Expenses</b> (The total of amounts in columns (b), (c), and (d) may not necessarily equal the amounts in column (a) (see instructions))		(a) Revenue and expenses per books	(b) Net investment income	(c) Adjusted net income	(d) Disbursements for charitable purposes (cash basis only)
<b>REVENUE</b>	1 Contributions, gifts, grants, etc. received (att sch)	656.			
	2 <input checked="" type="checkbox"/> If the foundn is not req to att Sch B				
	3 Interest on savings and temporary cash investments				
	4 Dividends and interest from securities	13,222.	13,222.	13,222.	
	5a Gross rents				
	b Net rental income or (loss)				
	6a Net gain/(loss) from sale of assets not on line 10	45,024.			
	b Gross sales price for all assets on line 6a	221,449.			
	7 Capital gain net income (from Part IV, line 2)		45,024.		
	8 Net short-term capital gain			45,024.	
	9 Income modifications				
	10a Gross sales less returns and allowances				
b Less Cost of goods sold					
c Gross profit/(loss) (att sch)					
11 Other income (attach schedule)					
12 <b>Total.</b> Add lines 1 through 11	58,902.	58,246.	58,246.		
<b>ADMINISTRATIVE AND EXPENSES</b>	13 Compensation of officers, directors, trustees, etc	0.			
	14 Other employee salaries and wages				
	15 Pension plans, employee benefits				
	16a Legal fees (attach schedule)				
	b Accounting fees (attach sch) SEE ST 1	2,400.			
	c Other prof fees (attach sch)				
	17 Interest				
	18 Taxes (attach schedule) (see instrs) SEE STM 2	1,062.			
	19 Depreciation (attach sch) and depletion				
	20 Occupancy				
21 Travel, conferences, and meetings					
22 Printing and publications					
23 Other expenses (attach schedule) SEE STATEMENT 3	16,300.	16,300.	16,300.		
24 <b>Total operating and administrative expenses.</b> Add lines 13 through 23	19,762.	16,300.	16,300.		
25 Contributions, gifts, grants paid PART XV	72,500.			72,500.	
26 <b>Total expenses and disbursements.</b> Add lines 24 and 25	92,262.	16,300.	16,300.	72,500.	
27 Subtract line 26 from line 12:					
a <b>Excess of revenue over expenses and disbursements</b>	-33,360.				
b <b>Net investment income</b> (if negative, enter -0-)		41,946.			
c <b>Adjusted net income</b> (if negative, enter -0-)			41,946.		

SCANNED JUN 26 2014

RECEIVED  
JUN 03 2014  
IRS-DSC

514

Part II Balance Sheets		Attached schedules and amounts in the description column should be for end-of-year amounts only (See instructions)		
		Beginning of year	End of year	
		(a) Book Value	(b) Book Value	(c) Fair Market Value
ASSETS	1, Cash – non-interest-bearing			
	2 Savings and temporary cash investments	20,661.	20,757.	20,757.
	3 Accounts receivable ▶			
	Less allowance for doubtful accounts ▶			
	4 Pledges receivable ▶			
	Less: allowance for doubtful accounts ▶			
	5 Grants receivable			
	6 Receivables due from officers, directors, trustees, and other disqualified persons (attach schedule) (see instructions)			
	7 Other notes and loans receivable (attach sch) ▶			
	Less. allowance for doubtful accounts ▶			
	8 Inventories for sale or use			
	9 Prepaid expenses and deferred charges			
	10a Investments – U.S. and state government obligations (attach schedule)	121,767.	116,439.	113,599.
	b Investments – corporate stock (attach schedule)	211,092.	187,674.	299,905.
	c Investments – corporate bonds (attach schedule)	116,681.	111,971.	111,116.
	11 Investments – land, buildings, and equipment basis ▶			
Less. accumulated depreciation (attach schedule) ▶				
12 Investments – mortgage loans				
13 Investments – other (attach schedule)				
14 Land, buildings, and equipment basis ▶				
Less accumulated depreciation (attach schedule) ▶				
15 Other assets (describe ▶)				
16 <b>Total assets</b> (to be completed by all filers – see the instructions Also, see page 1, item I)	470,201.	436,841.	545,377.	
LIABILITIES	17 Accounts payable and accrued expenses			
	18 Grants payable			
	19 Deferred revenue			
	20 Loans from officers, directors, trustees, & other disqualified persons			
	21 Mortgages and other notes payable (attach schedule)			
	22 Other liabilities (describe ▶)			
	23 <b>Total liabilities</b> (add lines 17 through 22)	0.	0.	
FUNDS ASSETS	<b>Foundations that follow SFAS 117, check here and complete lines 24 through 26 and lines 30 and 31.</b> <input type="checkbox"/>			
	24 Unrestricted			
	25 Temporarily restricted			
	26 Permanently restricted			
	<b>Foundations that do not follow SFAS 117, check here and complete lines 27 through 31.</b> <input checked="" type="checkbox"/>			
	27 Capital stock, trust principal, or current funds			
	28 Paid-in or capital surplus, or land, building, and equipment fund			
	29 Retained earnings, accumulated income, endowment, or other funds	470,201.	436,841.	
30 <b>Total net assets or fund balances</b> (see instructions)	470,201.	436,841.		
31 <b>Total liabilities and net assets/fund balances</b> (see instructions)	470,201.	436,841.		

Part III Analysis of Changes in Net Assets or Fund Balances		
1	Total net assets or fund balances at beginning of year – Part II, column (a), line 30 (must agree with end-of-year figure reported on prior year's return)	470,201.
2	Enter amount from Part I, line 27a	-33,360.
3	Other increases not included in line 2 (itemize) ▶	
4	Add lines 1, 2, and 3	436,841.
5	Decreases not included in line 2 (itemize) ▶	
6	Total net assets or fund balances at end of year (line 4 minus line 5) – Part II, column (b), line 30	436,841.

**Part IV Capital Gains and Losses for Tax on Investment Income**

(a) List and describe the kind(s) of property sold (e.g., real estate, 2-story brick warehouse, or common stock, 200 shares MLC Company)	(b) How acquired P — Purchase D — Donation	(c) Date acquired (month, day, year)	(d) Date sold (month, day, year)
1 a SEE ATTACHED GAIN/LOSS REPORT	P	VARIOUS	VARIOUS
b SEE ATTACHED GAIN/LOSS REPORT	P	VARIOUS	VARIOUS
c SEE ATTACHED-CAPITAL GAIN DISTRIBUTIONS	P	VARIOUS	VARIOUS
d			
e			

(e) Gross sales price	(f) Depreciation allowed (or allowable)	(g) Cost or other basis plus expense of sale	(h) Gain or (loss) (e) plus (f) minus (g)
a 61,228.		59,217.	2,011.
b 160,177.		117,208.	42,969.
c 44.			44.
d			
e			

Complete only for assets showing gain in column (h) and owned by the foundation on 12/31/69			(l) Gains (Column (h) gain minus column (k), but not less than -0-) or Losses (from column (h))
(i) Fair Market Value as of 12/31/69	(j) Adjusted basis as of 12/31/69	(k) Excess of column (i) over column (j), if any	
a			2,011.
b			42,969.
c			44.
d			
e			

2 Capital gain net income or (net capital loss) <span style="float:right">[ If gain, also enter in Part I, line 7 If (loss), enter -0- in Part I, line 7 ]</span>	2	45,024.
3 Net short-term capital gain or (loss) as defined in sections 1222(5) and (6): If gain, also enter in Part I, line 8, column (c) (see instructions) If (loss), enter -0- in Part I, line 8 <span style="float:right">]</span>	3	45,024.

**Part V Qualification Under Section 4940(e) for Reduced Tax on Net Investment Income**

(For optional use by domestic private foundations subject to the section 4940(a) tax on net investment income ) N/A

If section 4940(d)(2) applies, leave this part blank

Was the foundation liable for the section 4942 tax on the distributable amount of any year in the base period?  Yes  No  
 If 'Yes,' the foundation does not qualify under section 4940(e) Do not complete this part

1 Enter the appropriate amount in each column for each year; see the instructions before making any entries			
(a) Base period years Calendar year (or tax year beginning in)	(b) Adjusted qualifying distributions	(c) Net value of noncharitable-use assets	(d) Distribution ratio (column (b) divided by column (c))
2012			
2011			
2010			
2009			
2008			

2 Total of line 1, column (d)	2	
3 Average distribution ratio for the 5-year base period — divide the total on line 2 by 5, or by the number of years the foundation has been in existence if less than 5 years	3	
4 Enter the net value of noncharitable-use assets for 2013 from Part X, line 5	4	
5 Multiply line 4 by line 3	5	
6 Enter 1% of net investment income (1% of Part I, line 27b)	6	
7 Add lines 5 and 6	7	
8 Enter qualifying distributions from Part XII, line 4	8	

If line 8 is equal to or greater than line 7, check the box in Part VI, line 1b, and complete that part using a 1% tax rate See the Part VI instructions

**Part VI Excise Tax Based on Investment Income (Section 4940(a), 4940(b), 4940(e), or 4948 – see instructions)**

1 a Exempt operating foundations described in section 4940(d)(2), check here <input type="checkbox"/> and enter 'N/A' on line 1			
Date of ruling or determination letter _____ (attach copy of letter if necessary – see instrs)			
b Domestic foundations that meet the section 4940(e) requirements in Part V, check here. <input type="checkbox"/> and enter 1% of Part I, line 27b		1	839.
c All other domestic foundations enter 2% of line 27b Exempt foreign organizations enter 4% of Part I, line 12, column (b)			
2 Tax under section 511 (domestic section 4947(a)(1) trusts and taxable foundations only. Others enter -0-)		2	0.
3 Add lines 1 and 2		3	839.
4 Subtitle A (income) tax (domestic section 4947(a)(1) trusts and taxable foundations only. Others enter -0-)		4	0.
5 Tax based on investment income. Subtract line 4 from line 3. If zero or less, enter -0-		5	839.
6 Credits/Payments			
a 2013 estimated tax pmts and 2012 overpayment credited to 2013	6 a	564.	
b Exempt foreign organizations – tax withheld at source	6 b		
c Tax paid with application for extension of time to file (Form 8868)	6 c		
d Backup withholding erroneously withheld	6 d		
7 Total credits and payments Add lines 6a through 6d		7	564.
8 Enter any penalty for underpayment of estimated tax Check here <input checked="" type="checkbox"/> if Form 2220 is attached		8	
9 Tax due. If the total of lines 5 and 8 is more than line 7, enter amount owed SEE STATEMENT 4		9	276.
10 Overpayment. If line 7 is more than the total of lines 5 and 8, enter the amount overpaid		10	
11 Enter the amount of line 10 to be Credited to 2014 estimated tax Refunded		11	

**Part VII-A Statements Regarding Activities**

	Yes	No
1 a During the tax year, did the foundation attempt to influence any national, state, or local legislation or did it participate or intervene in any political campaign?		X
b Did it spend more than \$100 during the year (either directly or indirectly) for political purposes (see the instructions for definition)? <i>If the answer is 'Yes' to 1a or 1b, attach a detailed description of the activities and copies of any materials published or distributed by the foundation in connection with the activities</i>		X
c Did the foundation file Form 1120-POL for this year?		X
d Enter the amount (if any) of tax on political expenditures (section 4955) imposed during the year (1) On the foundation ▶ \$ 0. (2) On foundation managers ▶ \$ 0.		
e Enter the reimbursement (if any) paid by the foundation during the year for political expenditure tax imposed on foundation managers. ▶ \$ 0.		
2 Has the foundation engaged in any activities that have not previously been reported to the IRS? <i>If 'Yes,' attach a detailed description of the activities</i>		X
3 Has the foundation made any changes, not previously reported to the IRS, in its governing instrument, articles of incorporation, or bylaws, or other similar instruments? <i>If 'Yes,' attach a conformed copy of the changes</i>		X
4 a Did the foundation have unrelated business gross income of \$1,000 or more during the year?		X
b If 'Yes,' has it filed a tax return on Form 990-T for this year?		N/A
5 Was there a liquidation, termination, dissolution, or substantial contraction during the year? <i>If 'Yes,' attach the statement required by General Instruction T</i>		X
6 Are the requirements of section 508(e) (relating to sections 4941 through 4945) satisfied either: • By language in the governing instrument, or • By state legislation that effectively amends the governing instrument so that no mandatory directions that conflict with the state law remain in the governing instrument?	X	
7 Did the foundation have at least \$5,000 in assets at any time during the year? <i>If 'Yes,' complete Part II, column (c), and Part XV</i>	X	
8 a Enter the states to which the foundation reports or with which it is registered (see instructions) N/A		
b If the answer is 'Yes' to line 7, has the foundation furnished a copy of Form 990-PF to the Attorney General (or designate) of each state as required by General Instruction G? <i>If 'No,' attach explanation</i>	X	
9 Is the foundation claiming status as a private operating foundation within the meaning of section 4942(j)(3) or 4942(j)(5) for calendar year 2013 or the taxable year beginning in 2013 (see instructions for Part XIV)? <i>If 'Yes,' complete Part XIV</i>		X
10 Did any persons become substantial contributors during the tax year? <i>If 'Yes,' attach a schedule listing their names and addresses</i>		X

BAA

Form 990-PF (2013)

**Part VII-A Statements Regarding Activities (continued)**

11	At any time during the year, did the foundation, directly or indirectly, own a controlled entity within the meaning of section 512(b)(13)? If 'Yes', attach schedule (see instructions)	11		X
12	Did the foundation make a distribution to a donor advised fund over which the foundation or a disqualified person had advisory privileges? If 'Yes,' attach statement (see instructions)	12		X
13	Did the foundation comply with the public inspection requirements for its annual returns and exemption application? Website address <span style="float:right">▶ N/A</span>	13	X	
14	The books are in care of ▶ ST. PIERRE FOUNDATION Telephone no ▶ (949) 248-9279 Located at ▶ 31982 PASEO SAGRADO SAN JUAN CAPISTRANO CA ZIP + 4 ▶ 92675-3347			
15	Section 4947(a)(1) nonexempt charitable trusts filing Form 990-PF in lieu of Form 1041 - Check here and enter the amount of tax-exempt interest received or accrued during the year ▶ 15 N/A			
16	At any time during calendar year 2013, did the foundation have an interest in or a signature or other authority over a bank, securities, or other financial account in a foreign country? See the instructions for exceptions and filing requirements for Form TD F 90-22.1 If 'Yes,' enter the name of the foreign country ▶	16		X

**Part VII-B Statements Regarding Activities for Which Form 4720 May Be Required**

File Form 4720 if any item is checked in the 'Yes' column, unless an exception applies.		Yes	No
1 a	During the year did the foundation (either directly or indirectly)		
(1)	Engage in the sale or exchange, or leasing of property with a disqualified person? <input type="checkbox"/> Yes <input checked="" type="checkbox"/> No		
(2)	Borrow money from, lend money to, or otherwise extend credit to (or accept it from) a disqualified person? <input type="checkbox"/> Yes <input checked="" type="checkbox"/> No		
(3)	Furnish goods, services, or facilities to (or accept them from) a disqualified person? <input type="checkbox"/> Yes <input checked="" type="checkbox"/> No		
(4)	Pay compensation to, or pay or reimburse the expenses of, a disqualified person? <input type="checkbox"/> Yes <input checked="" type="checkbox"/> No		
(5)	Transfer any income or assets to a disqualified person (or make any of either available for the benefit or use of a disqualified person)? <input type="checkbox"/> Yes <input checked="" type="checkbox"/> No		
(6)	Agree to pay money or property to a government official? ( <b>Exception.</b> Check 'No' if the foundation agreed to make a grant to or to employ the official for a period after termination of government service, if terminating within 90 days) <input type="checkbox"/> Yes <input checked="" type="checkbox"/> No		
1 b	If any answer is 'Yes' to 1a(1)-(6), did any of the acts fail to qualify under the exceptions described in Regulations section 53.4941(d)-3 or in a current notice regarding disaster assistance (see instructions)? Organizations relying on a current notice regarding disaster assistance check here ▶ <input type="checkbox"/>	1 b	N/A
1 c	Did the foundation engage in a prior year in any of the acts described in 1a, other than excepted acts, that were not corrected before the first day of the tax year beginning in 2013?	1 c	X
2	Taxes on failure to distribute income (section 4942) (does not apply for years the foundation was a private operating foundation defined in section 4942(j)(3) or 4942(j)(5))		
a	At the end of tax year 2013, did the foundation have any undistributed income (lines 6d and 6e, Part XIII) for tax year(s) beginning before 2013? <input type="checkbox"/> Yes <input checked="" type="checkbox"/> No If 'Yes,' list the years ▶ 20 __ , 20 __ , 20 __ , 20 __		
b	Are there any years listed in 2a for which the foundation is <b>not</b> applying the provisions of section 4942(a)(2) (relating to incorrect valuation of assets) to the year's undistributed income? (If applying section 4942(a)(2) to all years listed, answer 'No' and attach statement - see instructions)	2 b	N/A
c	If the provisions of section 4942(a)(2) are being applied to any of the years listed in 2a, list the years here ▶ 20 __ , 20 __ , 20 __ , 20 __		
3 a	Did the foundation hold more than a 2% direct or indirect interest in any business enterprise at any time during the year? <input type="checkbox"/> Yes <input checked="" type="checkbox"/> No		
b	If 'Yes,' did it have excess business holdings in 2013 as a result of (1) any purchase by the foundation or disqualified persons after May 26, 1969, (2) the lapse of the 5-year period (or longer period approved by the Commissioner under section 4943(c)(7)) to dispose of holdings acquired by gift or bequest, or (3) the lapse of the 10-, 15-, or 20-year first phase holding period? (Use Schedule C, Form 4720, to determine if the foundation had excess business holdings in 2013)	3 b	N/A
4 a	Did the foundation invest during the year any amount in a manner that would jeopardize its charitable purposes?	4 a	X
b	Did the foundation make any investment in a prior year (but after December 31, 1969) that could jeopardize its charitable purpose that had not been removed from jeopardy before the first day of the tax year beginning in 2013?	4 b	X

**Part VII-B Statements Regarding Activities for Which Form 4720 May Be Required** (continued)

**5 a** During the year did the foundation pay or incur any amount to

(1) Carry on propaganda, or otherwise attempt to influence legislation (section 4945(e))?  Yes  No

(2) Influence the outcome of any specific public election (see section 4955), or to carry on, directly or indirectly, any voter registration drive?  Yes  No

(3) Provide a grant to an individual for travel, study, or other similar purposes?  Yes  No

(4) Provide a grant to an organization other than a charitable, etc, organization described in section 509(a)(1), (2), or (3), or section 4940(d)(2)? (see instructions).  Yes  No

(5) Provide for any purpose other than religious, charitable, scientific, literary, or educational purposes, or for the prevention of cruelty to children or animals?  Yes  No

**b** If any answer is 'Yes' to 5a(1)-(5), did any of the transactions fail to qualify under the exceptions described in Regulations section 53.4945 or in a current notice regarding disaster assistance (see instructions)? 5 b  Yes  No N/A

Organizations relying on a current notice regarding disaster assistance check here

**c** If the answer is 'Yes' to question 5a(4), does the foundation claim exemption from the tax because it maintained expenditure responsibility for the grant? N/A  Yes  No

If 'Yes,' attach the statement required by Regulations section 53.4945-5(d).

**6 a** Did the foundation, during the year, receive any funds, directly or indirectly, to pay premiums on a personal benefit contract?  Yes  No

**b** Did the foundation, during the year, pay premiums, directly or indirectly, on a personal benefit contract? 6 b  Yes  No X

If 'Yes' to 6b, file Form 8870.

**7 a** At any time during the tax year, was the foundation a party to a prohibited tax shelter transaction?  Yes  No

**b** If 'Yes,' did the foundation receive any proceeds or have any net income attributable to the transaction? 7 b  Yes  No N/A

**Part VIII Information About Officers, Directors, Trustees, Foundation Managers, Highly Paid Employees, and Contractors**

**1 List all officers, directors, trustees, foundation managers and their compensation (see instructions).**

(a) Name and address	(b) Title, and average hours per week devoted to position	(c) Compensation (If not paid, enter -0-)	(d) Contributions to employee benefit plans and deferred compensation	(e) Expense account, other allowances
PAUL R. ST. PIERRE 31982 PASEO SAGRADO SAN JUAN CAPISTRANO, CA 92675-3847	PRESIDENT 0	0.	0.	0.
NANCY E. ST. PIERRE 31982 PASEO SAGRADO SAN JUAN CAPISTRANO, CA 92675-3847	SECRETARY 0	0.	0.	0.
SAMUEL GRAVES 10332 BACK PALINS DRIVE LAS VEGAS, NV 89134-7400	DIRECTOR 0	0.	0.	0.
JOHN ST. PIERRE 7 KLINGER DRIVE SUGAR LOAF, PA 18249-3222	DIRECTOR 0	0.	0.	0.

**2 Compensation of five highest-paid employees (other than those included on line 1 - see instructions). If none, enter 'NONE.'**

(a) Name and address of each employee paid more than \$50,000	(b) Title, and average hours per week devoted to position	(c) Compensation	(d) Contributions to employee benefit plans and deferred compensation	(e) Expense account, other allowances
NONE				

Total number of other employees paid over \$50,000 0



**Part X. Minimum Investment Return** (All domestic foundations must complete this part. Foreign foundations, see instructions.)

1	Fair market value of assets not used (or held for use) directly in carrying out charitable, etc., purposes:		
a	Average monthly fair market value of securities	1 a	
b	Average of monthly cash balances	1 b	
c	Fair market value of all other assets (see instructions)	1 c	
d	<b>Total</b> (add lines 1a, b, and c)	1 d	0.
e	Reduction claimed for blockage or other factors reported on lines 1a and 1c (attach detailed explanation)	1 e	
2	Acquisition indebtedness applicable to line 1 assets	2	
3	Subtract line 2 from line 1d	3	
4	Cash deemed held for charitable activities. Enter 1-1/2% of line 3 (for greater amount, see instructions)	4	
5	<b>Net value of noncharitable-use assets.</b> Subtract line 4 from line 3. Enter here and on Part V, line 4	5	0.
6	<b>Minimum investment return.</b> Enter 5% of line 5	6	0.

**Part XI. Distributable Amount** (see instructions) (Section 4942(j)(3) and (j)(5) private operating foundations and certain foreign organizations check here  and do not complete this part.)

1	Minimum investment return from Part X, line 6	1	
2a	Tax on investment income for 2013 from Part VI, line 5	2 a	839.
b	Income tax for 2013 (This does not include the tax from Part VI)	2 b	
c	Add lines 2a and 2b	2 c	839.
3	Distributable amount before adjustments. Subtract line 2c from line 1	3	-839.
4	Recoveries of amounts treated as qualifying distributions	4	
5	Add lines 3 and 4	5	-839.
6	Deduction from distributable amount (see instructions)	6	
7	<b>Distributable amount</b> as adjusted. Subtract line 6 from line 5. Enter here and on Part XIII, line 1	7	0.

**Part XII. Qualifying Distributions** (see instructions)

1	Amounts paid (including administrative expenses) to accomplish charitable, etc., purposes:		
a	Expenses, contributions, gifts, etc. — total from Part I, column (d), line 26	1 a	72,500.
b	Program-related investments — total from Part IX-B	1 b	
2	Amounts paid to acquire assets used (or held for use) directly in carrying out charitable, etc., purposes	2	
3	Amounts set aside for specific charitable projects that satisfy the:		
a	Suitability test (prior IRS approval required)	3 a	
b	Cash distribution test (attach the required schedule)	3 b	
4	<b>Qualifying distributions.</b> Add lines 1a through 3b. Enter here and on Part V, line 8, and Part XIII, line 4	4	72,500.
5	Foundations that qualify under section 4940(e) for the reduced rate of tax on net investment income. Enter 1% of Part I, line 27b (see instructions)	5	
6	<b>Adjusted qualifying distributions.</b> Subtract line 5 from line 4	6	72,500.

**Note.** The amount on line 6 will be used in Part V, column (b), in subsequent years when calculating whether the foundation qualifies for the section 4940(e) reduction of tax in those years

**Part XIII** Undistributed Income (see instructions)

	(a) Corpus	(b) Years prior to 2012	(c) 2012	(d) 2013
1 Distributable amount for 2013 from Part XI, line 7				0.
2 Undistributed income, if any, as of the end of 2013				
a Enter amount for 2012 only			0.	
b Total for prior years. 20 __, 20 __, 20 __		0.		
3 Excess distributions carryover, if any, to 2013				
a From 2008	215,000.			
b From 2009	81,000.			
c From 2010	67,500.			
d From 2011	66,000.			
e From 2012	34,300.			
f Total of lines 3a through e . . .	463,800.			
4 Qualifying distributions for 2013 from Part XII, line 4 ▶ \$ 72,500.				
a Applied to 2012, but not more than line 2a			0.	
b Applied to undistributed income of prior years (Election required – see instructions)		0.		
c Treated as distributions out of corpus (Election required – see instructions)	0.			
d Applied to 2013 distributable amount				0.
e Remaining amount distributed out of corpus	72,500.			
5 Excess distributions carryover applied to 2013 (If an amount appears in column (d), the same amount must be shown in column (a) )				0.
6 Enter the net total of each column as indicated below:				
a Corpus. Add lines 3f, 4c, and 4e Subtract line 5	536,300.			
b Prior years' undistributed income Subtract line 4b from line 2b		0.		
c Enter the amount of prior years' undistributed income for which a notice of deficiency has been issued, or on which the section 4942(a) tax has been previously assessed		0.		
d Subtract line 6c from line 6b Taxable amount – see instructions.		0.		
e Undistributed income for 2012. Subtract line 4a from line 2a Taxable amount – see instructions.			0.	
f Undistributed income for 2013 Subtract lines 4d and 5 from line 1 This amount must be distributed in 2014				0.
7 Amounts treated as distributions out of corpus to satisfy requirements imposed by section 170(b)(1)(F) or 4942(g)(3) (see instructions)	0.			
8 Excess distributions carryover from 2008 not applied on line 5 or line 7 (see instructions)	215,000.			
9 Excess distributions carryover to 2014. Subtract lines 7 and 8 from line 6a	321,300.			
10 Analysis of line 9.				
a Excess from 2009	81,000.			
b Excess from 2010	67,500.			
c Excess from 2011	66,000.			
d Excess from 2012	34,300.			
e Excess from 2013	72,500.			

**Part XIV. Private Operating Foundations** (see instructions and Part VII-A, question 9) N/A

1 a If the foundation has received a ruling or determination letter that it is a private operating foundation, and the ruling is effective for 2013, enter the date of the ruling ▶

b Check box to indicate whether the foundation is a private operating foundation described in section  4942(j)(3) or  4942(j)(5)

2 a Enter the lesser of the adjusted net income from Part I or the minimum investment return from Part X for each year listed

	Tax year	Prior 3 years			(e) Total
	(a) 2013	(b) 2012	(c) 2011	(d) 2010	
b 85% of line 2a					
c Qualifying distributions from Part XII, line 4 for each year listed					
d Amounts included in line 2c not used directly for active conduct of exempt activities					
e Qualifying distributions made directly for active conduct of exempt activities. Subtract line 2d from line 2c					
3 Complete 3a, b, or c for the alternative test relied upon					
a 'Assets' alternative test – enter					
(1) Value of all assets					
(2) Value of assets qualifying under section 4942(j)(3)(B)(i)					
b 'Endowment' alternative test – enter 2/3 of minimum investment return shown in Part X, line 6 for each year listed					
c 'Support' alternative test – enter.					
(1) Total support other than gross investment income (interest, dividends, rents, payments on securities loans (section 512(a)(5)), or royalties)					
(2) Support from general public and 5 or more exempt organizations as provided in section 4942(j)(3)(B)(iii)					
(3) Largest amount of support from an exempt organization					
(4) Gross investment income					

**Part XV Supplementary Information (Complete this part only if the foundation had \$5,000 or more in assets at any time during the year – see instructions.)**

1 **Information Regarding Foundation Managers:**

a List any managers of the foundation who have contributed more than 2% of the total contributions received by the foundation before the close of any tax year (but only if they have contributed more than \$5,000) (See section 507(d)(2) )

NONE

b List any managers of the foundation who own 10% or more of the stock of a corporation (or an equally large portion of the ownership of a partnership or other entity) of which the foundation has a 10% or greater interest.

NONE

2 **Information Regarding Contribution, Grant, Gift, Loan, Scholarship, etc, Programs:**

Check here  if the foundation only makes contributions to preselected charitable organizations and does not accept unsolicited requests for funds. If the foundation makes gifts, grants, etc (see instructions) to individuals or organizations under other conditions, complete items 2a, b, c, and d

a The name, address, and telephone number or e-mail of the person to whom applications should be addressed

b The form in which applications should be submitted and information and materials they should include:

c Any submission deadlines

d Any restrictions or limitations on awards, such as by geographical areas, charitable fields, kinds of institutions, or other factors.

**Part XV** **Supplementary Information** (continued)

**3 Grants and Contributions Paid During the Year or Approved for Future Payment**

Recipient Name and address (home or business)	If recipient is an individual, show any relationship to any foundation manager or substantial contributor	Foundation status of recipient	Purpose of grant or contribution	Amount
<p><i>a Paid during the year</i> J SERRA HIGH SCHOOL 26351 JUNIPERO SERRA RD SAN JUAN CAPISTRANO, CA 92675</p>	NONE	N/A	GENERAL BUILDING AND SCHOLARSHIP FUND	10,000.
<p>ST. MICHAEL'S ABBEY 19292 EL TORO ROAD SILVERADO, CA 92676</p>	NONE	N/A	EXPANSION PROJECT FUND PLEDGE	50,000.
<p>WINDSOR CROSSING COMMUNITY CHURCH 114 N. EATHERTON ROAD CHESTERFIELD, MO 63005</p>	NONE	N/A	GENERAL FUND	2,500.
<p>VINH SON MONTAGNARD ORPHANAGE P.O. BOX 9322 AUBURN, CA 95604</p>	NONE	N/A	EAST MEETS WEST DENTAL MISSION	10,000.
<b>Total</b>				<b>72,500.</b>
<p><i>b Approved for future payment</i> SEE STATEMENT 5</p>				
<b>Total</b>				<b>14,000.</b>





CLIENT 650-A

ST. PIERRE FOUNDATION

47-0879863

STATEMENT 1  
FORM 990-PF, PART I, LINE 16B  
ACCOUNTING FEES

	(A) EXPENSES PER BOOKS	(B) NET INVESTMENT INCOME	(C) ADJUSTED NET INCOME	(D) CHARITABLE PURPOSES
TAX RETURN PREPARATION	\$ 2,400.			
TOTAL	<u>\$ 2,400.</u>	<u>\$ 0.</u>	<u>\$ 0.</u>	<u>\$ 0.</u>

STATEMENT 2  
FORM 990-PF, PART I, LINE 18  
TAXES

	(A) EXPENSES PER BOOKS	(B) NET INVESTMENT INCOME	(C) ADJUSTED NET INCOME	(D) CHARITABLE PURPOSES
FEDERAL TAX	\$ 620.			
FOREIGN TAX	407.			
STATE FILING FEES	35.			
TOTAL	<u>\$ 1,062.</u>	<u>\$ 0.</u>	<u>\$ 0.</u>	<u>\$ 0.</u>

STATEMENT 3  
FORM 990-PF, PART I, LINE 23  
OTHER EXPENSES

	(A) EXPENSES PER BOOKS	(B) NET INVESTMENT INCOME	(C) ADJUSTED NET INCOME	(D) CHARITABLE PURPOSES
MANAGEMENT FEES	\$ 16,299.	\$ 16,299.	\$ 16,299.	
PENALTY	1.	1.	1.	
TOTAL	<u>\$ 16,300.</u>	<u>\$ 16,300.</u>	<u>\$ 16,300.</u>	<u>\$ 0.</u>

STATEMENT 4  
FORM 990-PF, PART VI, LINE 9  
TAX DUE

TAX DUE	\$ 275.
LATE PAYMENT PENALTY	1.
TOTAL	<u>\$ 276.</u>

ST. PIERRE FOUNDATION

47-0879863

STATEMENT 5  
FORM 990-PF, PART XV, LINE 3B  
RECIPIENT APPROVED FOR FUTURE PAYMENT

<u>NAME AND ADDRESS</u>	<u>DONEE RELATIONSHIP</u>	<u>FOUND- ATION STATUS</u>	<u>PURPOSE OF GRANT</u>	<u>AMOUNT</u>
BONDI MINISTRIES P.O. BOX 459 SAN JUAN CAPISTRANO, CA 92693	NONE	N/A	GENERAL MINISTRY EXPENSES & PRISON AND QUADRIPLÉGIC COUNSELING	\$ 5,000
HIDDEN TALENTS 10240 ST. LOUIS EVERGREEN PARK, IL 60805	NONE	N/A	THEATRE SETTING FOR UNDERPRIVILEGED CHILDREN	3,000
GREATER HAZLETON AREA CIVIC 1 SOUTH CHURCH STREET, STE 200 HAZLETON, PA 18201	NONE	N/A	EDUCATION FUNDS FOR WAYWARD CHILDREN	6,000
			TOTAL \$	<u>14,000</u>

ST. PIERRE FOUNDATION

47-0879863

**BALANCE SHEET  
SAVINGS AND TEMPORARY CASH INVESTMENTS**

SEE ATTACHED COMERICA SUMMARY

TOTAL \$ 20,757.  
\$ 20,757.**BALANCE SHEET  
U.S. AND STATE GOVERNMENT OBLIGATIONS (FORM 990-PF)[O]**

SEE ATTACHED COMERICA SUMMARY

TOTAL \$ 116,439.  
\$ 116,439.**BALANCE SHEET  
CORPORATE STOCK (FORM 990-PF)[O]**

SEE ATTACHED COMERICA SUMMARY

TOTAL \$ 187,674.  
\$ 187,674.**BALANCE SHEET  
CORPORATE BONDS (FORM 990-PF)[O]**

SEE ATTACHED COMERICA SUMMARY

TOTAL \$ 111,971.  
\$ 111,971.**FMV OF ASSETS (990-PF)  
SAVINGS AND TEMPORARY CASH INVESTMENTS**

SEE ATTACHED COMERICA SUMMARY

TOTAL \$ 20,757.  
\$ 20,757.**FMV OF ASSETS (990-PF)  
US AND STATE GOVERNMENT OBLIGATIONS [O]**

SEE ATTACHED COMERICA SUMMARY

TOTAL \$ 113,599.  
\$ 113,599.**FMV OF ASSETS (990-PF)  
CORPORATE STOCK [O]**

SEE ATTACHED COMERICA SUMMARY

TOTAL \$ 299,905.  
\$ 299,905.

FMV OF ASSETS (990-PF)  
CORPORATE BONDS [0]

SEE ATTACHED COMERICA SUMMARY

TOTAL \$ 111,116.  
\$ 111,116.

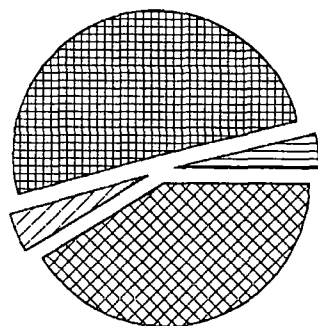
# Account Statement

Account Number. 4045006504

002

Statement Period: January 01, 2013 Through December 31, 2013

## Investment Portfolio Summary



	Tax Cost	Market Value	Percent
CASH AND EQUIVALENTS	20,757.34	20,757.34	3.8%
EQUITIES	170,904.32	275,876.52	50.6%
EQUITIES - OTHER	16,768.95	24,028.61	4.4%
FIXED INCOME	228,410.13	224,714.08	41.2%
<b>Total</b>	<b>436,840.74</b>	<b>545,376.55</b>	<b>100.0%</b>

## Investment Detail

Description	Ticker	Shares	Market Value/ Tax Cost	Market Price/ Cost Price	Est Annual Income/ Accrued Inc	Current Yield
<b>Cash And Equivalents</b>						
<b>Cash</b>						
CASH			271.00 271.00			
<b>Total Cash</b>		<b>Sub-Total</b>	<b>271.00</b> <b>271.00</b>		<b>0.00</b> <b>0.00</b>	<b>0.00</b>
<b>Short Term Investments</b>						
UBS BANK USA DEPOSIT ACCOUNT 05%		20,486.340	20,486.34 20,486.34	1.00	10.24	0.05
<b>Total Short Term Investments</b>		<b>Sub-Total</b>	<b>20,486.34</b> <b>20,486.34</b>		<b>10.24</b> <b>0.00</b>	<b>0.05</b>
<b>Total Cash And Equivalents</b>			<b>20,757.34</b> <b>20,757.34</b>		<b>10.24</b> <b>0.00</b>	<b>0.05</b>

# Account Statement

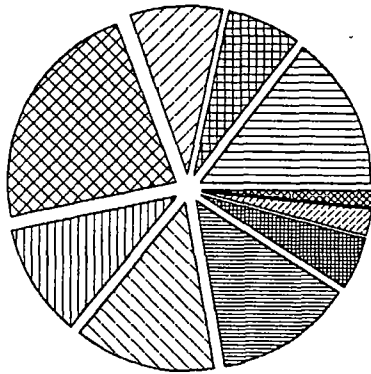
Account Number: 4045006504

002

Statement Period: January 01, 2013 Through December 31, 2013

## Investment Detail ( Continued )

### Equity Diversification Summary



Industry Sector	Market Value	Percent
CONSUMER DISCRETIONARY	40,403.03	14.6%
CONSUMER STAPLES	19,531.79	7.1%
ENERGY	24,813.65	9.0%
FINANCIALS	62,376.94	22.6%
HEALTHCARE	29,823.34	10.8%
INDUSTRIALS	37,573.22	13.6%
INFORMATION TECHNOLOGY	36,124.25	13.1%
MATERIALS	13,468.02	4.9%
TELECOMMUNICATION SERVICES	7,016.31	2.6%
All Others-Combined	4,745.97	1.7%
<b>Total</b>	<b>275,876.52</b>	<b>100.0%</b>

Description	Ticker	Shares	Market Value/ Tax Cost	Market Price/ Cost Price	Est Annual Income/ Accrued Inc	Current Yield
<b>Equities</b>						
<b>Consumer Discretionary</b>						
ADT CORP	ADT	10 000	404.70 437.69	40.47 43.77	5.00	1.24
AMAZON COM INC	AMZN	4 000	1,595.16 740.07	398.79 185.02		
AUTOLIV INC	ALV	11 000	1,009.80 823.74	91.80 74.89	22.88	2.27
BAYERISCHE MOTOREN WERKE A G ADR	BAMXY	54.000	2,113.72 1,098.07	39.14 20.33	39.91	1.09
BORG WARNER	BWA	38 000	2,124.58 748.13	55.91 19.69	19.00	0.89
CARLISLE COMPANIES INC	CSL	14 000	1,111.60 458.54	79.40 32.75	12.32	1.11
CARMAX INC	KMX	14 000	658.28 170.66	47.02 12.19		
COACH INC	COH	10 000	561.30 482.71	56.13 48.27	13.50 3.38	2.41
COLUMBIA SPORTSWEAR CO	COLM	4 000	315.00 160.84	78.75 40.21	4.00	1.27
COMCAST CORP CL A	CMCSA	22 000	1,143.23 781.99	51.97 35.55	17.16 4.29	1.50
COPART INC	CPRT	13 000	476.45 166.80	36.65 12.83		

# Account Statement

Account Number: 4045006504

002

Statement Period: January 01, 2013 Through December 31, 2013

## Investment Detail ( Continued )



Description	Ticker	Shares	Market Value/ Tax Cost	Market Price/ Cost Price	Est Annual Income/ Accrued Inc	Current Yield
<b>Consumer Discretionary</b>						
GARTNER INC CL A	IT	8 000	568 40 467 78	71 05 58 47		
HAIN CELESTIAL GROUP INC	HAIN	13 000	1,180 14 797 30	90 78 61 33		
HONDA MOTOR NEW ADR	HMC	27 000	1,116 45 858 48	41 35 31 80	19 44	1 74
LKQ CORP	LKQ	55 000	1,809 50 732 01	32 90 13 31		
LINKEDIN CORP - A	LNKD	5 000	1,084 15 1,181 09	216 83 236 22		
LULULEMON ATHLETICA INC	LULU	19 000	1 121 57 1,325 03	59 03 69 74		
MACYS INC	M	18 000	961 20 580.70	53 40 32 26	18 00 4 50	1 87
MOHAWK INDS INC	MHK	4 000	595 60 556 99	148 90 139 25		
NISSAN MTR LTD SPON ADR	NSANY	67 000	1,127 01 1,139 83	16.82 17 01	31 16	2 76
O REILLY AUTOMOTIVE INC NEW	ORLY	4 000	514 84 229 59	128 71 57.40		
RALPH LAUREN CORP	RL	6 000	1,059 42 579 14	176 57 96 52	10 80 2 70	1 02
RESTORATION HARDWARE HLDGS INC	RH	21 000	1 413 30 1,331 75	67.30 63 42		
SCHEIN HENRY INC	HSIC	31 000	3,542 06 1,226 98	114 26 39 58		
SEVEN & I HLDGS CO LTD ADR	SVNDY	21 000	1,670 34 1,385 53	79 54 65 98	23 33	1 40
STARBUCKS CORP	SBUX	12 000	940 68 696 22	78 39 58 02	12 48	1 33
STARWOOD HOTELS & RESORT COM	HOT	24 000	1,906 80 1,685 34	79 45 70 22	32 40	1 70
UNITED RENTALS INC	URI	28.000	2,182.60 1,536 74	77.95 54 88		
URBAN OUTFITTERS INC	URBN	34 000	1,261 40 1,307 32	37 10 38 45		
V F CORP	VFC	20 000	1 246 80 805.47	62 34 40 27	21 00	1 68
VALEO ADR	VLEEY	52 000	2,881 53 1,365 46	55 41 26 26	41 86	1 45

# Account Statement

Account Number: **4045006504**

002

Statement Period: January 01, 2013 Through December 31, 2013

## Investment Detail ( Continued )

Description	Ticker	Shares	Market Value/ Tax Cost	Market Price/ Cost Price	Est Annual Income/ Accrued Inc	Current Yield
<b>Consumer Discretionary</b>						
VOLKSWAGEN A G SPON ADR ONE ADR REPRESENTS ONE ORD SH	VLKAY	13 000	705 42 624 12	54 26 48.01	8 71	1 23
<b>Total Consumer Discretionary</b>		<b>Sub- Total</b>	<b>40,403.03 26,482.11</b>		<b>352.95 14.87</b>	<b>0.87</b>
<b>Consumer Staples</b>						
ANHEUSER BUSCH INBEV SA/NV ADR	BUD	27 000	2,874 42 1,944 39	106 46 72 01	67 61	2 35
BRITISH AMERN TOB PLC SPONSORED ADR	BTI	22 000	2,363 24 976 80	107 42 44.40	95 17	4 03
CF INDS HLDGS INC	CF	3 000	699 12 593 65	233 04 197 88	12 00	1.72
CHURCH & DWIGHT INC	CHD	10 000	662 80 258 18	66 28 25 82	11.20	1.69
DIAGEO PLC SPNSRD ADR NEW	DEO	12 000	1,589 04 976.26	132 42 81 36	35 98	2 26
DISNEY WALT CO	DIS	36.000	2,750 40 1,189 00	76 40 33 03	30 96 30 96	1 13
DOLLAR GEN CORP NEW	DG	8 000	482 56 407 27	60 32 50 91		
FOMENTO ECONOMIC MEX SPON ADR 1 UNIT (UNIT CONSISTS OF 1 SER B SHS & 2 SER D-B & D-L SHS)	FMX	6 000	587 22 147.18	97.87 24 53	18 70	3.18
KRAFT FOODS GROUP INC	KRFT	7 000	377.37 322 70	53 91 46 10	14 70 3 68	3 90
LAUDER ESTEE COS INC	EL	14 000	1,054 48 689 98	75.32 49 28	11 20	1 06
NESTLE SA SPONSORED ADR REPSTG REG SH	NSRGY	52 000	3,818 05 1,929.36	73 42 37.10	94 43	2 47
REYNOLDS AMERICAN INC	RAI	11 000	549 89 555 29	49 99 50.48	27 72 6 93	5 04
WALGREEN CO	WAG	30.000	1,723 20 1,046 67	57 44 34 89	37 80	2 19
<b>Total Consumer Staples</b>		<b>Sub- Total</b>	<b>19,531.79 11,036.73</b>		<b>457.47 41.57</b>	<b>2.34</b>
<b>Energy</b>						
ANADARKO PETE CORP	APC	24 000	1,903 68 1,252 87	79.32 52 20	17 28	0 91
CAMERON INTL CORP	CAM	39 000	2,321 67 1,352 85	59 53 34 69		
CHEVRON CORPORATION	CVX	25 000	3,122 75 2,535 71	124 91 101 43	100 00	3 20

# Account Statement

Account Number: **4045006504**

002

Statement Period: January 01, 2013 Through December 31, 2013

## Investment Detail ( Continued )



Description	Ticker	Shares	Market Value/ Tax Cost	Market Price/ Cost Price	Est Annual Income/ Accrued Inc	Current Yield
<b>Energy</b>						
CONOCOPHILLIPS	COP	22 000	1,554 30 1,134 86	70 65 51 58	60.72	3 91
DRIL-QUIP INC	DRQ	4 000	439.72 229 37	109 93 57 34		
EOG RESOURCES INC	EOG	6 000	1,007 04 647 32	167 84 107 89	4 50	0 45
GRAN TIERRA ENERGY INC	GTE	112 000	818 72 832 10	7 31 7 43		
MARATHON OIL CORP	MRO	39 000	1,376 70 1,292 98	35 30 33 15	29 64	2 15
OCCIDENTAL PETROLEUM CORP	OXY	22 000	2,092 20 1,505 20	95 10 68 42	56 32 14 08	2 69
OCEANEERING INTL INC	OII	7 000	552 16 126 87	78 88 18 12	6 16	1 12
LUKOIL OIL CO SPONS ADR	939135	24 000	1 489 73 1,130 63	62 07 47 11	87 74	5 89
PHILLIPS 66	PSX	24 000	1,851 12 864 12	77 13 36 01	37 44	2 02
PIONEER NATURAL RESOURCES CO	PXD	10 000	1,840 70 585 23	184 07 58 52	0 80	0 04
ROYAL DUTCH SHELL PLC-ADR A	RDS/A	18 000	1,282 86 1,184 59	71 27 65 81	55 08	4 29
SEMPRA ENERGY	SRE	12 000	1,077 12 605 54	89 76 50 46	30 24 7 56	2 81
TOTAL SA-SPON ADR	TOT	34 000	2,083 18 1,605 16	61 27 47.21	89 28	4 29
<b>Total Energy</b>		<b>Sub- Total</b>	<b>24,813.65 16,885.40</b>		<b>575.20 21.64</b>	<b>2.32</b>
<b>Financials</b>						
AFLAC INC	AFL	17 000	1,135 60 891 96	66 80 52 47	25 16	2 22
AFFILIATED MANAGERS GROUP INC	AMG	8 000	1,735 04 317 01	216 88 39 63		
ALLIANZ AG ADR	AZSEY	92 000	1,652 50 1,176 71	17 96 12 79	40 02	2 42
AMERICAN EXPRESS CO	AXP	14 000	1,270 22 467 34	90 73 33 38	12 88	1 01
AMERIPRISE FINL INC	AMP	15 000	1,725 75 944 13	115 05 62 94	31 20	1 81

# Account Statement

Account Number: **4045006504**

002

Statement Period: January 01, 2013 Through December 31, 2013

## Investment Detail ( Continued )

Description	Ticker	Shares	Market Value/ Tax Cost	Market Price/ Cost Price	Est Annual Income/ Accrued Inc	Current Yield
<b>Financials</b>						
AVALONBAY COMMUNITIES INC	AVB	6 000	709 38 584 90	118 23 97 48	25 68 6 42	3 62
AXA SA ONE ADR REPRESENTS 1/2 SHR FORMERLY AXA SA SPONSORED ADR	AXAHY	33.000	918 98 777 59	27.85 23 56	25 28	2 75
BNP PARIBAS ADR	BNPQY	22 000	858 66 664 36	39 03 30 20	14.94	1 74
BANK OF AMERICA CORP	BAC	114 000	1,774 98 1,723 93	15 57 15 12	4 56	0 26
BARCLAYS PLC ADR	BCS	56 000	1,015 28 863.90	18 13 15 43	22 18	2 18
BLACKROCK INC	BLK	7 000	2,215 29 1,788 74	316 47 255 53	47.04	2 12
BOC HONG KONG HLDGS LTD ADR	2638562	14 000	897 37 291.06	64 10 20 79	44 11	4.92
CHINA CONSTR BK CORP ADR	CICHY	40 000	603 60 673 85	15 09 16 85	29 24	4 84
CITIGROUP INC	C	47 000	2,449 17 1,619.31	52 11 34 45	1.88	0 08
CITY NATL CORP	CYN	13 000	1,029 86 445 96	79 22 34 30	13 00	1 26
CULLEN FROST	CFR	5 000	372 15 279 96	74.43 55 99	10 00	2 69
DBS GROUP HLDGS LTD SPONSORED ADR	DBSDY	35 000	1,896 09 761 96	54 17 21 77	60 69	3 20
DAIWA SECS LTD JAPAN ADR SPONSORED ADR	B5P56R3	80.000	799 20 801 65	9 99 10 02	18.88	2 36
DISCOVER FINL SVCS	DFS	25 000	1,398 75 1,101 50	55 95 44 06	20 00	1 43
EQUIFAX INC	EFX	15.000	1,036.35 480.00	69 09 32 00	13 20	1 27
FAIR ISSAC CORP	FICO	17 000	1,068 28 228 14	62 84 13 42	1 36	0 13
FOREST CITY ENTERPRISES INC CL A	FCE/A	28 000	534 80 98 27	19 10 3 51	8.96	1 68
GOLDMAN SACHS GROUP INC	GS	6 000	1,063 56 882 02	177 26 147 00	13 20	1 24
HCC INS HLDGS INC	HCC	29 000	1,338 06 732 56	46 14 25 26	26 10 6 53	1 95
HSBC HOLDINGS PLC-SPON ADR	HBC	22 000	1,212 86 1,053.67	55 13 47 89	52 80	4 35

# Account Statement

Account Number: **4045006504**

002

Statement Period: January 01, 2013 Through December 31, 2013

## Investment Detail ( Continued )

Description	Ticker	Shares	Market Value/ Tax Cost	Market Price/ Cost Price	Est Annual Income/ Accrued Inc	Current Yield
<b>Financials</b>						
JPMORGAN CHASE & CO	JPM	41 000	2,397 68 1,102 48	58 48 26 89	62 32	2 60
KEPPEL LTD ADR	KPELY	69 000	1,223 03 404 87	17 73 5 87	41 12	3 36
MARKEL CORP (HOLDING CO)	MKL	3 000	1,741 05 843 96	580 35 281 32		
METLIFE INC	MET	27 000	1,455 84 1,320 10	53 92 48 89	29 70	2 04
MORGAN STANLEY	MS	60 000	1,881 60 1,495 87	31 36 24 93	12 00	0 64
MORNINGSTAR INC	MORN	20 000	1,561.80 753 56	78 09 37 68	13 60	0 87
OCWEN FINANCIAL CORP	OCN	28 000	1,552 60 1,166 75	55 45 41 67		
ORIX CORP SPONSORED ADR	IX	26 000	2 316 60 1,217 40	89 10 46 82	15 52	0 67
PNC FINANCIAL SERVICES GROUP	PNC	11 000	853 38 682 05	77 58 62 00	19 36	2 27
PUBLIC STORAGE INC	PSA	5 000	752 60 726 91	150 52 145 38	28 00	3 72
REGIONS FINL CORP	RF	119 000	1,176 91 743 64	9 89 6 25	14 28 3 57	1 21
SEI INVESTMENT COMPANY	SEIC	25 000	868 25 304.74	34 73 12 19	11 00 5 50	1 27
SBERBANK RUSSIA ADR	SBRCY	97 000	1,194 56 1,306.85	12 32 13 47	23 57	1 97
SIMON PROPERTY GROUP INC	SPG	6 000	912 96 952 35	152 16 158 73	28 80	3 15
SUMITOMO MITSUI FIN-UNSP ADR SPONSORED ADR	SMFG	154 000	1,615 46 1,426 83	10 49 9 27	35 11	2 17
SUNTRUST BANKS INC	STI	34 000	1,251 54 1,123 83	36 81 33 05	13 60	1 09
SWEDBANK A B ADR	SWDBY	34 000	958.19 632 51	28 18 18 60	43 69	4 56
TRAVELERS COS INC	TRV	13 000	1,177 02 627 56	90 54 48 27	26 00	2 21
UMPQUA HLDGS CORP	UMPQ	36.000	689 04 406 35	19 14 11 29	21 60 5 40	3 13
VISA INC CL A	V	13.000	2,894 84 2,550 54	222 68 196 20	20 80	0 72

# Account Statement

Account Number: **4045006504**

002

Statement Period: January 01, 2013 Through December 31, 2013

## Investment Detail ( Continued )

Description	Ticker	Shares	Market Value/ Tax Cost	Market Price/ Cost Price	Est Annual Income/ Accrued Inc	Current Yield
<b>Financials</b>						
WELLS FARGO & CO NEW	WFC	55.000	2,497.00 971.36	45.40 17.66	66.00	2.64
WEX INC	WXS	7.000	693.21 300.73	99.03 42.96		
<b>Total Financials</b>		<b>Sub- Total</b>	<b>62,376.94 40,711.72</b>		<b>1,088.43 27.42</b>	<b>1.74</b>
<b>Healthcare</b>						
CVS/CAREMARK CORP	CVS	25.000	1,789.25 782.32	71.57 31.29	27.50	1.54
CELGENE CORP	CELG	13.000	2,196.58 827.91	168.97 63.69		
CERNER CORP	CERN	20.000	1,114.80 210.45	55.74 10.52		
CORNING INCORPORATED	GLW	45.000	801.90 707.26	17.82 15.72	18.00	2.24
GILEAD SCIENCES INC	GILD	25.000	1,877.50 764.92	75.10 30.60		
IDEXX LABORATORIES INC	IDXX	5.000	531.85 437.31	106.37 87.46		
MERCK & CO INC NEW	MRK	36.000	1,801.80 1,053.83	50.05 29.27	63.36 15.84	3.52
NOVARTIS A G ADR	NVS	16.000	1,286.08 609.44	80.38 38.09	32.91	2.56
NOVO NORDISK A S ADR	NVO	9.000	1,662.84 1,260.54	184.76 140.06	20.38	1.23
PFIZER INC	PFE	68.000	2,082.84 958.41	30.63 14.09	70.72	3.40
ROCHE HLDG LTD SPON ADR	RHHBY	49.000	3,432.50 2,490.53	70.05 50.83	79.58	2.32
SANOFI-AVENTIS	SNY	56.000	3,003.28 2,205.55	53.63 39.38	70.28	2.34
SHIRE PLC	SHPG	26.000	3,673.54 2,775.73	141.29 106.76	13.73	0.37
STRYKER CORP	SYK	14.000	1,051.96 908.65	75.14 64.90	17.08 4.27	1.62
THERMO FISHER SCIENTIFIC INC	TMO	26.000	2,895.10 952.41	111.35 36.63	15.60 3.90	0.54
VARIAN MEDICAL SYSTEMS INC	VAR	8.000	621.52 241.68	77.69 30.21		
<b>Total Healthcare</b>		<b>Sub- Total</b>	<b>29,823.34 17,186.94</b>		<b>429.14 24.01</b>	<b>1.44</b>

# Account Statement

Account Number: **4045006504**

002

Statement Period: January 01, 2013 Through December 31, 2013

## Investment Detail ( Continued )



Description	Ticker	Shares	Market Value/ Tax Cost	Market Price/ Cost Price	Est Annual Income/ Accrued Inc	Current Yield
<b>Industrials</b>						
AARON'S INC	AAN	22 000	646 80 462 40	29 40 21 02	1 85 0 46	0 29
ACUITY BRANDS INC	AYI	11 000	1,202 52 457 50	109 32 41.59	5 72	0 48
AMETEK INC	AME	10 000	526 70 137 11	52 67 13 71	2 40	0 46
ATLAS COPCO AB SPON ADR REPSTG CL B	ATLCY	46 000	1,168 86 303 60	25 41 6 60	27 09	2 32
BAE SYSTEMS PLC SPON ADR	BAESY	32 000	922 21 555 48	28 82 17.36	38 27	4 15
BOEING CO	BA	9 000	1 228 41 556 15	136 49 61 79	26 28	2 14
CATERPILLAR INC	CAT	13 000	1,180 53 1,104 17	90 81 84 94	31 20	2 64
DANAHER CORP	DHR	21 000	1,621 20 543 77	77.20 25 89	2.10 0 53	0.13
DELTA AIR LINES INC DEL	DAL	24 000	659 28 548 40	27 47 22 85	5 76	0 87
DENTSPLY INTERNATIONAL INC	XRAY	26 000	1,260 48 684 27	48 48 26 32	6 50 1 63	0 52
DONALDSON INC	DCI	12 000	521 52 462 18	43 46 38 52	6 72	1 29
FLUOR CORP	FLR	16 000	1,284 64 889 58	80 29 55 60	10 24 2 56	0 80
FLOWERVE CORP	FLS	20 000	1,576 60 383 27	78 83 19 16	11 20 2 80	0 71
GENERAL ELECTRIC	GE	69 000	1,934 07 996 62	28 03 14 44	60 72 15 18	3 14
GRACO INC	GGG	10 000	781 20 169 60	78 12 16.96	11 00	1 41
HITACHI LTD 10 COM ADR	HIT	23 000	1,741 88 1,399 42	75 73 60 84	19 83	1 14
HONEYWELL INTERNATIONAL INC	HON	10 000	913 70 565.72	91 37 56 57	18 00	1 97
HUNT JB TRANS SVCS INC	JBHT	9.000	695.70 342.91	77 30 38 10	5 40	0 78
IDEX CORP	IEX	15 000	1 107 75 323 22	73 85 21 55	13 80	1 25
ING GROEP NV ADR		126 000	1,765 26 1,628 32	14 01 12 92	250 61	14 20

# Account Statement

Account Number: **4045006504**

002

Statement Period: January 01, 2013 Through December 31, 2013

## Investment Detail ( Continued )

Description	Ticker	Shares	Market Value/ Tax Cost	Market Price/ Cost Price	Est Annual Income/ Accrued Inc	Current Yield
<b>Industrials</b>						
JACOBS ENGR GROUP INC	JEC	7.000	440.93 136.94	62.99 19.56		
KIRBY CORP	KEX	12.000	1,191.00 389.79	99.25 32.48		
LAFARGE S A SPONSORED ADR	LFRGY	45.000	844.38 724.06	18.76 16.09	9.18	1.09
PALL CORPORATION	PLL	6.000	512.10 306.47	85.35 51.08	6.60	1.29
ROCKWELL AUTOMATION INC	ROK	10.000	1,181.60 802.86	118.16 80.29	23.20	1.96
SEKISUI HOUSE UNSPONS ADR	SKHSY	58.000	811.19 811.31	13.99 13.99	16.99	2.09
SIEMENS AG ADR	SI	5.000	692.55 497.15	138.51 99.43	14.98	2.16
TRANSDIGM GROUP INC	TDG	3.000	483.06 349.46	161.02 116.49		
TRIMBLE NAV LTD	TRMB	55.000	1,908.50 1,565.22	34.70 28.46		
UNION PACIFIC CORP	UNP	22.000	3,696.00 1,119.29	168.00 50.88	69.52 17.38	1.88
UNITED TECHNOLOGIES CORP	UTX	27.000	3,072.60 1,718.32	113.80 63.64	63.72	2.07
<b>Total Industrials</b>		<b>Sub- Total</b>	<b>37,573.22 20,934.56</b>		<b>758.88 40.54</b>	<b>2.02</b>
<b>Information Technology</b>						
ANALOG DEVICES INC	ADI	25.000	1,273.25 991.29	50.93 39.65	34.00	2.67
ANSYS INC	ANSS	11.000	959.20 269.58	87.20 24.51		
APPLE INC	AAPL	11.000	6,171.22 2,136.03	561.02 194.18	134.20	2.17
ARM HOLDINGS PLC SPONS ADR	ARMHY	26.000	1,423.01 867.80	54.73 33.38	5.25	0.37
BLACKBAUD INC	BLKB	23.000	865.95 250.24	37.65 10.88	11.04	1.27
EMC CORP	EMC	99.000	2,489.85 2,239.86	25.15 22.62	39.60	1.59
EBAY INC	EBAY	29.000	1,591.09 871.24	54.87 30.04		

# Account Statement

Account Number: 4045006504

002

Statement Period: January 01, 2013 Through December 31, 2013

## Investment Detail ( Continued )

Description	Ticker	Shares	Market Value/ Tax Cost	Market Price/ Cost Price	Est Annual Income/ Accrued Inc	Current Yield
<b>Information Technology</b>						
FLIR SYS INC	FLIR	22 000	662 20 486 56	30 10 22 12	7 92	1 20
FACTSET RESEARCH SYSTEMS INC	FDS	6 000	651 48 326 55	108 58 54 43	8 40	1 29
GENTEX CORP	GNTX	26 000	857 48 535 28	32 98 20 59	14 56	1 70
GOOGLE INC CL A	GOOG	4 000	4,482 84 1,917 05	1,120 71 479 26		
HENRY JACK & ASSOC INC	JKHY	13 000	769 73 208.85	59 21 16 07	10 40	1 35
INTEL CORP	INTC	33 000	856 52 785 20	25 96 23 79	29 70	3 47
IBM CORP	IBM	6 000	1,125 42 477 32	187 57 79 55	22 80	2 03
NCR CORP NEW	NCR	12 000	408.72 450 07	34 06 37 51		
PRECISION CASTPARTS	PCP	7 000	1,885 10 1,283 66	269 30 183 38	0 84	0 04
PRICELINE COM	PCLN	2 000	2,324 80 132 85	1,162 40 66 43		
QUALCOMM INC	QCOM	39 000	2,895 75 2,480 11	74 25 63 59	54 60	1 89
SAP AG SPONSORED ADR AKTIENGESELLSCHAFT 4 ADRS = 1 PREF SHR	SAP	11.000	958 54 659 01	87 14 59 91	8 78	0 92
SOLERA HLDGS INC	SLH	9 000	636 84 471 20	70 76 52 36	6 12	0 96
SPLUNK INC	SPLK	26 000	1,785 42 1,655 97	68 67 63 69		
TECHTRONIC INDS LTD SPON ADR	TTNDY	74 000	1,049 84 733 69	14 19 9 91	8 73	0 83
<b>Total Information Technology</b>		<b>Sub- Total</b>	<b>36,124.25 20,229.41</b>		<b>396.94 0.00</b>	<b>1.10</b>
<b>Materials</b>						
AIRGAS INC	ARG	5.000	559 25 475 57	111 85 95 11	9 60	1 72
APTARGROUP INC	ATR	14 000	949 34 432.18	67 81 30.87	14 00	1 47
BASF AG SPON ADR	BASFY	27.000	2,882 98 1,938 04	106 78 71 78	66 58	2 31

# Account Statement

Account Number: **4045006504**

002

Statement Period: January 01, 2013 Through December 31, 2013

## Investment Detail ( Continued )

Description	Ticker	Shares	Market Value/ Tax Cost	Market Price/ Cost Price	Est Annual Income/ Accrued Inc	Current Yield
<b>Materials</b>						
BIO RAD LABORATORIES INC CL A	BIO	8 000	988 88 526 94	123 61 65 87		
CLARCOR INC	CLC	14 000	900.90 636 87	64 35 45 49	9 52 2 38	1 06
FREPORT-MCMORAN COPPER & GOLD B	FCX	16 000	603 84 360 36	37 74 22 52	20 00	3 31
LONZA GROUP AG UNSPON ADR	LZAGY	108.000	1,027 40 858.51	9 51 7.95	23 33	2 27
MONSANTO CO	MON	25 000	2,913 75 2,335 26	116 55 93 41	43 00	1 48
RIO TINTO PLC ADR	RIO	20 000	1,128 60 1,043 34	56 43 52 17	35 24	3 12
VALE S A ADR REPSTG PFD	VALE/P	108.000	1,513.08 1,520 43	14.01 14 08	14 15	0 94
<b>Total Materials</b>		<b>Sub- Total</b>	<b>13,468.02 10,127.50</b>		<b>235.42 2.38</b>	<b>1.75</b>
<b>Miscellaneous</b>						
METTLER-TOLEDO INTL INC	MTD	2 000	485 18 101 00	242 59 50 50		
<b>Total Miscellaneous</b>		<b>Sub- Total</b>	<b>485.18 101.00</b>		<b>0.00 0.00</b>	<b>0.00</b>
<b>Telecommunication Services</b>						
AT&T INC	T	28 000	984 48 835 56	35 16 29 84	51 52	5 23
BT GROUP PLC SPON ADR	BT	49 000	3,093 37 1,283 37	63 13 26 19	74 24	2 40
VERIZON COMMUNICATIONS	VZ	15 000	737 10 734 25	49 14 48.95	31 80	4 31
VODAFONE GROUP PLC ADR	VOD	56 000	2,201 36 1,482 98	39 31 26 48	89 04	4 04
<b>Total Telecommunication Services</b>		<b>Sub- Total</b>	<b>7,016.31 4,336.16</b>		<b>246.60 0.00</b>	<b>3.51</b>
<b>Unclassified</b>						
SALLY BEAUTY HLDGS INC	SBH	45 000	1,360 35 598 41	30 23 13 30	23 40	1 72
<b>Total Unclassified</b>		<b>Sub- Total</b>	<b>1,360.35 598.41</b>		<b>23.40 0.00</b>	<b>1.72</b>
<b>Utilities</b>						
AMERICAN ELEC PWR INC	AEP	9 000	420 66 284 75	46 74 31 64	18 00	4 28

# Account Statement

Account Number: **4045006504**

002

Statement Period: January 01, 2013 Through December 31, 2013

## Investment Detail ( Continued )

Description	Ticker	Shares	Market Value/ Tax Cost	Market Price/ Cost Price	Est Annual Income/ Accrued Inc	Current Yield
<b>Utilities</b>						
EDISON INTERNATIONAL	EIX	14 000	648 20 668 54	46 30 47.75	19 88 4 97	3 07
NATIONAL GRID PLC SP ADR	NGG	11 000	718 52 499 36	65 32 45 40	34.63 12 75	4 82
NEXTERA ENERGY INC	NEE	13 000	1,113 06 821 73	85 62 63 21	34 32	3 08
<b>Total Utilities</b>		<b>Sub- Total</b>	<b>2,900.44 2,274.38</b>		<b>106.83 17.72</b>	<b>3.68</b>
<b>Total Equities</b>			<b>275,876.52 170,904.32</b>		<b>4,671.26 190 15</b>	<b>1.69</b>
<b>Equities - Other</b>						
<b>Foreign Stock</b>						
BROOKFIELD ASSET MGMT INC CL A	2092599	24 000	931 07 744 89	38 79 31 04	19 20	2 06
CANADIAN PACIFIC RAILWAY LIMITED	CP	9 000	1,361 88 658 51	151.32 73 17	11 95 2 99	0 88
MAGNA INTL INC CL A	2554475	13 000	1,066 78 680 66	82 06 52 36	16 64	1 56
SCHLUMBERGER LTD	SLB	31 000	2,793 41 1,812 88	90 11 58 48	38 75 9 69	1 39
SUNCOR ENERGY INC NEW	SU	22 000	771 10 628 63	35 05 28 57	16 57	2 15
VALEANT PHARMACEUTICALS INTL INC	VRX	11 000	1,291 .40 725 91	117 40 65 99	4 18	0 32
DEUTSCHE BK AG ORD NPV REGD SHS	DB	33 000	1,591 92 1,315 93	48 24 39 88	32 08	2 02
COVIDIEN PLC	COV	11.000	749 10 384 20	68 10 34 93	14 08	1 88
EATON CORP PLC	ETN	7 000	532 84 363 61	76 12 51 94	11 76	2 21
INVESCO LTD	IVZ	30 000	1,092 00 1,001 12	36 40 33 37	27.00	2 47
MICHAEL KORS HOLDINGS LTD	B7341C6	28 000	2 273 32 1,111 84	81 19 39 71		
ACE LTD	ACE	10 000	1,035 30 629 70	103 53 62 97	25 20	2 43
TRANSOCEAN LTD	RIG	14 000	691 88 575 19	49 42 41 09	31 36	4 53
ASML HOLDING NV NY REG SHS	B908F01	10.000	937 55 783 47	93 76 78 35	5 87	0 63

# Account Statement

Account Number: **4045006504**

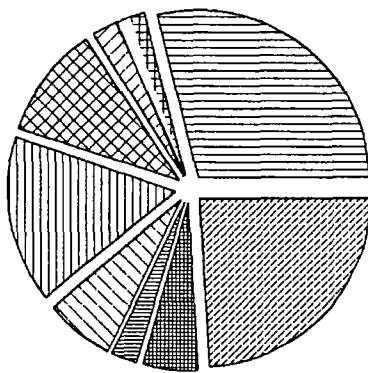
002

Statement Period: January 01, 2013 Through December 31, 2013

## Investment Detail ( Continued )

Description	Ticker	Shares	Market Value/ Tax Cost	Market Price/ Cost Price	Est Annual Income/ Accrued Inc	Current Yield
<b>Foreign Stock</b>						
LYONDELLBASELL INDUSTRIES NV	LYB	18 000	1,445.04 841.36	80.28 46.74	43.20	2.99
COPA HOLDINGS SA-CLASS A	CPA	8 000	1,280.88 627.06	160.11 78.38	23.36	1.82
<b>Total Foreign Stock</b>		<b>Sub- Total</b>	<b>19,845.47 12,884.96</b>		<b>321.20 12.68</b>	<b>1.62</b>
<b>Mutual Funds</b>						
WISDOMTREE JAPAN HEDGED EQ	DXJ	47 000	2,389.48 2,233.77	50.84 47.53	29.05	1.22
WISDOMTREE EUROPE SMALLCAP DIVIDEND FUND	DFE	31 000	1,793.66 1,650.22	57.86 53.23	42.78	2.39
<b>Total Mutual Funds</b>		<b>Sub- Total</b>	<b>4,183.14 3,883.99</b>		<b>71.83 0.00</b>	<b>1.72</b>
<b>Total Equities - Other</b>			<b>24,028.61 16,768.95</b>		<b>393.03 12.68</b>	<b>1.64</b>

## Bond Quality Summary



S & P Quality Rating	Market Value	Percent
AA+	64,858.49	28.9%
AA	5,968.14	2.7%
A+	5,904.36	2.6%
A	24,040.98	10.7%
A-	36,477.60	16.2%
BBB+	15,177.66	6.8%
BBB	5,843.50	2.6%
BBB-	11,977.50	5.3%
NOT RATED	54,465.85	24.2%
<b>Total</b>	<b>224,714.08</b>	<b>100.0%</b>

# Account Statement

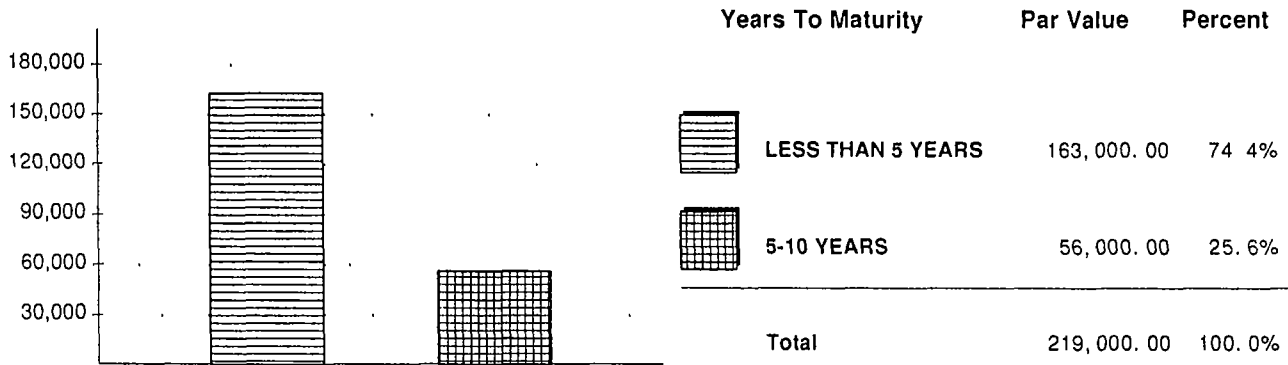
Account Number: 4045006504

002

Statement Period: January 01, 2013 Through December 31, 2013

## Investment Detail ( Continued )

### Bond Maturity Summary



Average Time To Maturity: 3.9 Years

Current Yield: 2.94%

Description	Rating	Par Value	Market Value/ Tax Cost	Market Price/ Cost Price	Est Annual Income/ Accrued Inc	Yield Current/ Maturity
<b>Fixed Income</b>						
<b>U S Government Obligations</b>						
UNITED STATES TREASURY 4 25% 08/15/2014	NR	3,000 000	3,076 41 3,385 08	102 55 112 84	127 50 48 16	4 14 0 17
UNITED STATES TREASURY 4 125% 05/15/2015	NR	9,000 000	9,478 80 9,897 19	105 32 109 97	371 25 48 20	3 92 0 24
UNITED STATES TREASURY 2 25% 05/31/2014	NR	16,000 000	16,140 00 16,597 39	100 88 103 73	360 00 31 65	2 23 0 14
UNITED STATES TREASURY 3 625% 02/15/2020	NR	7,000 000	7,619 08 7,326 28	108 84 104.66	253 75 95.85	3 33 2 08
UNITED STATES TREASURY 1 25% 09/30/2015	NR	9,000 000	9,145.89 9,006 33	101 62 100 07	112 50 28 90	1 23 0 32
UNITED STATES TREASURY 25% 02/28/2015	NR	9,000 000	9,005 67 9,004.22	100 06 100 05	22 50 7 65	0 25 0 20
<b>Total U S Government Obligations</b>		<b>Sub- Total</b>	<b>54,465.85 55,216.49</b>		<b>1,247.50 260.41</b>	<b>2.29</b>
<b>U S Federal Agencies</b>						
FEDERAL NATL MTG ASSN 5% 03/15/2016	AA+	7,000 000	7,693 49 8,083 59	109 91 115.48	350 00 103 06	4 55 0 48
FEDERAL NATL MTG ASSN 4 625% 10/15/2014	AA+	14,000 000	14,489.16 15,404 05	103 49 110 03	647.50 136.69	4 47 0.19
FEDERAL NATL MTG ASSN 1.125% 04/27/2017	AA+	7,000.000	7,027 23 7,111.29	100 39 101 59	78 75 14 00	1.12 1.01
FEDERAL NATL MTG ASSN 875% 12/20/2017	AA+	7,000 000	6,853 63 6 994.21	97 91 99 92	61 25 1 87	0 89 1 42

# Account Statement

Account Number: **4045006504**

002

Statement Period: January 01, 2013 Through December 31, 2013

## Investment Detail ( Continued )

Description	Rating	Par Value	Market Value/ Tax Cost	Market Price/ Cost Price	Est Annual Income/ Accrued Inc	Yield Current/ Maturity
<b>U S Federal Agencies</b>						
FEDERAL HOME LN MTG CORP 1 75% 09/10/2015	AA+	8,000.000	8,186.56 8,312.18	102.33 103.90	140.00 43.17	1.71 0.37
FEDERAL HOME LN MTG CORP PREASSIGN 00079 1 75% 05/30/2019	AA+	8,000.000	7,858.40 8,266.53	98.23 103.33	140.00 12.06	1.78 2.10
FEDERAL HOME LN MTG CORP 875% 10/14/2016	AA+	7,000.000	7,024.22 7,050.66	100.35 100.72	61.25 13.10	0.87 0.75
<b>Total U S Federal Agencies</b>		<b>Sub- Total</b>	<b>59,132.69 61,222.51</b>		<b>1,478.75 323.95</b>	<b>2.50</b>
<b>Corporate Bonds</b>						
AMERICAN EXPRESS CR CORP 2 8% 09/19/2016	A-	9,000.000	9,403.92 8,992.53	104.49 99.92	252.00 71.40	2.68 1.12
ANHEUSER BUSCH INBEV WORLDWIDE I 1 375% 07/15/2017	A	6,000.000	5,987.40 5,992.23	99.79 99.87	82.50 38.04	1.38 1.44
BB&T CORP 4 9% 06/30/2017	BBB+	8,000.000	8,754.24 8,587.76	109.43 107.35	392.00 1.09	4.48 2.09
BERKSHIRE HATHAWAY SR NT 3 4% 01/31/2022	AA	6,000.000	5,968.14 6,090.25	99.47 101.50	204.00 85.00	3.42 3.48
BOSTON PROPERTIES INC SR NT 3 7% 11/15/2018	A-	6,000.000	6,329.28 6,556.68	105.49 109.28	222.00 28.37	3.51 2.50
CAPITAL ONE FINL CORP 6 75% 09/15/2017	BBB	5,000.000	5,843.50 6,116.60	116.87 122.33	337.50 99.38	5.78 2.00
CATERPILLAR INC SR NT 3 9% 05/27/2021	A	6,000.000	6,232.20 6,601.93	103.87 110.03	234.00 22.10	3.75 3.31
CITIGROUP INC 6 375% 08/12/2014	A-	9,000.000	9,302.58 9,154.03	103.36 101.71	573.75 221.53	6.17 0.87
CONAGRA 1 9% 01/25/2018	BBB-	6,000.000	5,890.02 5,978.70	98.17 99.65	114.00 49.40	1.94 2.38
ENERGY TRANSFER PARTNERS L P SR NT 4 15% 10/01/2020-2020	BBB-	6,000.000	6,087.48 6,189.42	101.46 103.16	249.00 70.55	4.09 3.90
GENERAL ELEC CAP CORP 5 5% 01/08/2020	AA+	5,000.000	5,725.80 5,126.24	114.52 102.52	275.00 132.15	4.80 2.86
HOME DEPOT INC 2 7% 04/01/2023-2023	A	6,000.000	5,531.10 6,040.62	92.19 100.68	162.00 40.50	2.93 3.71
JPMORGAN CHASE & CO 3 15% 07/05/2016	A	6,000.000	6,290.28 6,370.20	104.84 106.17	189.00 92.40	3.00 1.19
ORACLE CORPORATION 1 2% 10/15/2017	A+	6,000.000	5,904.36 6,015.24	98.41 100.25	72.00 15.20	1.22 1.64
PNC BANK 2 7% 11/01/2022	A-	6,000.000	5,438.82 6,049.08	90.65 100.82	162.00 27.00	2.98 3.97

# Account Statement

Account Number: **4045006504**

002

Statement Period: January 01, 2013 Through December 31, 2013

## Investment Detail ( Continued )

Description	Rating	Par Value	Market Value/ Tax Cost	Market Price/ Cost Price	Est Annual Income/ Accrued Inc	Yield Current/ Maturity
<b>Corporate Bonds</b>						
VERIZON COMMUNICATIONS 4 5% 09/15/2020	BBB+	6,000.000	6,423.42 6,128.10	107.06 102.14	270.00 77.25	4.20 3.32
<b>Total Corporate Bonds</b>		<b>Sub- Total</b>	<b>105,112.54 105,989.61</b>		<b>3,790.75 1,071.36</b>	<b>3.61</b>
<b>Foreign Bds, Notes, &amp; Debentures</b>						
DIAGEO CAPITAL PLC 1 5% 05/11/2017	A-	6,000.000	6,003.00 5,981.52	100.05 99.69	90.00 12.50	1.50
<b>Total Foreign Bds, Notes, &amp; Debentures</b>		<b>Sub- Total</b>	<b>6,003.00 5,981.52</b>		<b>90.00 12.50</b>	<b>1.50</b>
<b>Total Fixed Income</b>			<b>224,714.08 228,410.13</b>		<b>6,607.00 1,668.22</b>	<b>2.94</b>
<b>Total Principal Assets</b>			<b>507,342.61 398,806.80</b>		<b>11,681.53 1,871.05</b>	<b>2.30</b>
<b>Total Income Assets</b>			<b>38,033.94 38,033.94</b>		<b>0.00 0.00</b>	<b>0.00</b>
<b>Grand Total Assets</b>			<b>545,376.55 436,840.74</b>		<b>11,681.53 1,871.05</b>	<b>2.14</b>

# Account Statement

Account Number: **4045006504**

002

Statement Period: January 01, 2013 Through December 31, 2013

## Transaction Summary

	Current Period			Year To Date		
	Principal Cash	Income Cash	Cost	Principal Cash	Income Cash	Cost
Beginning Balance	27,896.22-	33,213.37	464,883.58	27,896.22-	33,213.37	464,883.58
Net Income Received	94.50	13,183.66	0.00	94.50	13,183.66	0.00
Cash Disbursements	82,363.17-	8,363.09-	0.00	82,363.17-	8,363.09-	0.00
Purchases	288,623.25-	0.00	288,623.25	288,623.25-	0.00	288,623.25
Sales	361,025.20	0.00	316,863.55-	361,025.20	0.00	316,863.55-
Miscellaneous	0.00	0.00	73.54-	0.00	0.00	73.54-
Ending Balance	37,762.94-	38,033.94	436,569.74	37,762.94-	38,033.94	436,569.74

## Transaction Detail

Date	Description	Principal Cash	Income Cash	Cost	Gain / Loss
	<b>Beginning Balance</b>	27,896.22-	33,213.37	464,883.58	
	<b>Net Income Received</b>				
01/02/13	DIVIDEND ON 1 SH SEI INVESTMENT COMPANY AT 0.16 PER SHARE PAYABLE 12/28/2012 EX DATE 12/19/2012 EFFECTIVE 12/28/2012		12.48		
01/02/13	DIVIDEND ON 1 SH LUKOIL OIL CO SPONS ADR AT 1.08 PER SHARE PAYABLE 12/31/2012 EX DATE 11/13/2012 EFFECTIVE 12/31/2012		41.74		
01/02/13	CASH DISBURSEMENT PAID TO FOREIGN TAX ON INCOME PAID ON LUKOIL OIL CO SPONS ADR EFFECTIVE 11/13/2012		6.26-		
01/02/13	CASH DISBURSEMENT PAID TO AGENT FEE FOR FOREIGN DIVIDENDS ON LUKOIL OIL CO SPONS ADR EFFECTIVE 11/13/2012		0.64-		
01/03/13	DIVIDEND ON 7 UBS BANK USA DEPOSIT ACCOUNT 0.5% AT 1.00 PER SHARE PAYABLE 12/31/2012 EFFECTIVE 01/02/2013		0.70		
01/03/13	DIVIDEND ON 21 SHS MACYS INC AT 0.20 PER SHARE PAYABLE 01/02/2013 EX DATE 12/12/2012 EFFECTIVE 01/02/2013		4.20		

ACCT E02T 4045006504  
 FROM 01/01/2013  
 TO 12/31/2013

COMERICA BANK & TRUST NA  
 STATEMENT OF CAPITAL GAINS AND LOSSES  
 ST PIERRE FOUNDATION-EV

PAGE 150

RUN 02/09/2014  
 12:09 06 PM

TRUST YEAR ENDING 12/31/2013

TAX PREPARER 3754  
 TRUST ADMINISTRATOR 1520  
 INVESTMENT OFFICER 6686

LEGEND: F - FEDERAL S - STATE I - INHERITED  
 E - EXEMPT FROM STATE U - ACQ COST UNKNOWN

PROPERTY DESCRIPTION	SHARES	DATE	SALES PRICE	COST BASIS	GAIN/LOSS	TERM	NC
3 0000 AFLAC INC - 001055102 - MINOR = 50							
SOLD		05/30/2013	169.56				
ACQ	3 0000	03/26/2013	169.56	157 40	12 16	ST	
5.0000 AT&T INC - 00206R102 - MINOR = 50							
SOLD		05/30/2013	177.90				
ACQ	5 0000	03/19/2013	177.90	180 68	-2 78	ST	
6 0000 AARON'S INC - 002535300 - MINOR = 50							
SOLD		07/25/2013	171.29				
ACQ	6.0000	09/28/2011	171.29	151 37	19.92	LT	
1 0000 ACUITY BRANDS INC - 00508Y102 - MINOR = 50							
SOLD		05/30/2013	74.98				
ACQ	1 0000	10/27/2011	74.98	49 43	25 55	LT	
2 0000 ACUITY BRANDS INC - 00508Y102 - MINOR = 50							
SOLD		05/30/2013	149.97				
ACQ	2 0000	10/27/2011	149.97	98 85	51 12	LT	
2 0000 AFFILIATED MANAGERS GROUP INC - 008252108 - MINOR = 50							
SOLD		02/25/2013	286.14				
ACQ	2 0000	03/30/2009	286.14	79 25	206 89	LT	Y
1 0000 AFFILIATED MANAGERS GROUP INC - 008752108 - MINOR = 50							
SOLD		05/30/2013	166.97				
ACQ	1 0000	03/30/2009	166.97	39 63	127 34	LT	Y
1 0000 AFFILIATED MANAGERS GROUP INC - 008252108 - MINOR = 50							
SOLD		07/25/2013	173.98				
ACQ	1 0000	03/30/2009	173.98	39 63	134 35	LT	Y
1 0000 AFFILIATED MANAGERS GROUP INC - 008252108 - MINOR = 50							
SOLD		11/13/2013	202.52				
ACQ	1 0000	03/30/2009	202.52	39 63	162.89	LT	Y
2 0000 AGRIUM INC FORMERLY COMINCO FERTILIZERS - 008916108 - MINOR = 54							
SOLD		05/08/2013	189.08				
ACQ	2.0000	09/28/2011	189.08	141 83	47 25	LT	
2 0000 AGRIUM INC FORMERLY COMINCO FERTILIZERS - 008916108 - MINOR = 54							
SOLD		07/25/2013	176.50				
ACQ	1.0000	03/30/2009	88.25	35 39	52 85	LT	Y
1 0000	1 0000	09/28/2011	88.25	70 91	17 34	LT	
3 0000 AGRIUM INC FORMERLY COMINCO FERTILIZERS - 008916108 - MINOR = 54							
SOLD		11/18/2013	270.28				
ACQ	3 0000	03/30/2009	270.28	106 17	164 11	LT	Y
8 0000 AGRIUM INC FORMERLY COMINCO FERTILIZERS - 008916108 - MINOR = 54							
SOLD		11/19/2013	713.55				
ACQ	8 0000	03/30/2009	713.55	203 12	430 43	LT	Y
2 0000 AIRGAS INC - 009363102 - MINOR = 50							
SOLD		07/25/2013	204.01				
ACQ	2 0000	08/22/2012	204.01	167 63	36 38	ST	
6 0000 ALLERGAN INC - 018490102 - MINOR = 50							
SOLD		01/29/2013	636.70				
ACQ	6 0000	04/08/2010	636.70	381 40	255 30	LT	Y
2 0000 ALLERGAN INC - 018490102 - MINOR = 50							
SOLD		07/25/2013	182.77				
ACQ	2 0000	04/08/2010	182.77	127 14	55 63	LT	Y
7 0000 ALLERGAN INC - 018490102 - MINOR = 50							
SOLD		11/07/2013	619.23				
ACQ	7 0000	04/08/2010	619.23	444 97	174.26	LT	Y
3 0000 ALLIANZ AG ADR - 018805101 - MINOR = 54							
SOLD		07/25/2013	47.16				
ACQ	3 0000	04/15/2011	47.16	44 66	2 50	LT	
13 0000 ALLIANZ AG ADR - 018805101 - MINOR = 54							
SOLD		07/25/2013	204.39				
ACQ	3 0000	03/01/2011	47.17	43 68	3 49	LT	
10 0000	10 0000	04/15/2011	157.22	148 87	8 35	LT	
1 0000 AMAZON COM INC - 023135106 - MINOR = 50							
SOLD		05/30/2013	267.42				
ACQ	1 0000	02/09/2011	267.42	185 02	82 40	LT	
7 0000 AMERICAN ELEC PWR INC - 025537101 - MINOR = 50							
SOLD		03/19/2013	333.35				
ACQ	7 0000	06/03/2009	333.35	183 40	149 95	LT	Y
1 0000 AMERICAN ELEC PWR INC - 025537101 - MINOR = 50							
SOLD		05/30/2013	46.07				
ACQ	1 0000	06/03/2009	46.07	26 20	19 87	LT	Y
2 0000 AMERICAN ELEC PWR INC - 025537101 - MINOR = 50							
SOLD		05/30/2013	92.16				
ACQ	2 0000	06/03/2009	92.16	52 40	39.76	LT	Y
1 0000 AMERICAN ELEC PWR INC - 025537101 - MINOR = 50							
SOLD		10/17/2013	44.73				
ACQ	1 0000	06/01/2012	44.73	38 44	6 29	LT	
7 0000 AMERICAN ELEC PWR INC - 025537101 - MINOR = 50							
SOLD		10/17/2013	313.17				
ACQ	7 0000	06/01/2012	313.17	269 06	44 11	LT	
2 0000 AMERICAN EXPRESS CO - 025816109 - MINOR = 50							
SOLD		05/08/2013	140.47				
ACQ	2 0000	09/08/2009	140.47	66 76	73 71	LT	Y
3 0000 AMERICAN EXPRESS CO - 025816109 - MINOR = 50							
SOLD		07/25/2013	227.15				
ACQ	3 0000	09/08/2009	227.15	100 14	127 01	LT	Y

ACGT E02T 4045006504  
 FROM 01/01/2013  
 TO 12/31/2013

COMERICA BANK & TRUST NA  
 STATEMENT OF CAPITAL GAINS AND LOSSES  
 ST PIERRE FOUNDATION-EV

PAGE 151

RUN 02/09/2014  
 12 09:06 PM

TRUST YEAR ENDING 12/31/2013

TAX PREPARER 3754  
 TRUST ADMINISTRATOR 1520  
 INVESTMENT OFFICER 6686

LEGEND F - FEDERAL S - STATE I - INHERITED  
 E - EXEMPT FROM STATE U - ACQ COST UNKNOWN

PROPERTY DESCRIPTION	SHARES	DATE	SALES PRICE	COST BASIS	GAIN/LOSS	TERM	NC
3 0000 AMERISOURCEBERGEN CORP - 03073E105 - MINOR = 50							
SOLD		05/30/2013	164 30				
ACQ	3 0000	04/03/2013	164 30	155 04	9 26	ST	
2 0000 AMERISOURCEBERGEN CORP - 03073E105 - MINOR = 50							
SOLD		07/25/2013	115.26				
ACQ	2 0000	04/03/2013	115.26	103 36	11 90	ST	
3 0000 AMERISOURCEBERGEN CORP - 03073E105 - MINOR = 50							
SOLD		07/25/2013	172.89				
ACQ	2 0000	01/28/2013	115 26	90 29	24 97	ST	
	1 0000	04/03/2013	57 63	51 68	5 95	ST	
8 0000 AMERISOURCEBERGEN CORP - 03073E105 - MINOR = 50							
SOLD		08/14/2013	464 35				
ACQ	8 0000	01/28/2013	464 35	361 17	103 18	ST	
4 0000 AMERIPRISE FINL INC - 03076C106 - MINOR = 50							
SOLD		07/12/2013	345 12				
ACQ	4 0000	01/23/2012	345 12	219 35	125 77	LT	
7 0000 AMERIPRISE FINL INC - 03076C106 - MINOR = 50							
SOLD		07/12/2013	603.97				
ACQ	1 0000	04/01/2010	86 28	46 07	40 21	LT	Y
	6 0000	01/23/2012	517 69	329 02	188 67	LT	Y
1 0000 AMERIPRISE FINL INC - 03076C106 - MINOR = 50							
SOLD		07/25/2013	87 44				
ACQ	1.0000	04/01/2010	87 44	46 07	41 37	LT	Y
2 0000 AMERIPRISE FINL INC - 03076C106 - MINOR = 50							
SOLD		07/25/2013	174.89				
ACQ	2 0000	04/01/2010	174 89	92 15	82 74	LT	Y
6 0000 AMETEK INC NEW - 031100100 - MINOR = 50							
SOLD		02/25/2013	247.68				
ACQ	6 0000	03/30/2009	247.68	82 27	165 41	LT	Y
11 0000 AMETEK INC NEW - 031100100 - MINOR = 50							
SOLD		05/15/2013	472.24				
ACQ	11 0000	03/30/2009	472 24	150 82	321 42	LT	Y
4 0000 AMETEK INC NEW - 031100100 - MINOR = 50							
SOLD		07/25/2013	182.83				
ACQ	4 0000	03/30/2009	182 83	54 84	127 99	LT	Y
5 0000 ANALOG DEVICES INC - 032654105 - MINOR = 50							
SOLD		05/30/2013	231 79				
ACQ	5 0000	12/05/2012	231.79	202 76	29.03	ST	
3 0000 ANALOG DEVICES INC - 032654105 - MINOR = 50							
SOLD		07/25/2013	146 21				
ACQ	3 0000	12/05/2012	146 21	121.66	24 55	ST	
2 0000 ANHEUSER BUSCH INBEV SA/NV ADR - 03524A108 - MINOR = 54							
SOLD		05/30/2013	188 67				
ACQ	2 0000	10/15/2010	188 67	125 72	62 95	LT	Y
3 0000 ANHEUSER BUSCH INBEV SA/NV ADR - 03524A108 - MINOR = 54							
SOLD		07/25/2013	266 18				
ACQ	3 0000	07/20/2012	266 18	233 52	32.66	LT	
3 0000 ANSYS INC - 03662Q105 - MINOR = 50							
SOLD		05/08/2013	225 89				
ACQ	3 0000	03/30/2009	225 89	73 52	152.37	LT	Y
2 0000 ANSYS INC - 03662Q105 - MINOR = 50							
SOLD		07/25/2013	158 15				
ACQ	2 0000	03/30/2009	158 15	49 02	109 13	LT	Y
2 0000 APPLE COMPUTER INC - 037833100 - MINOR = 50							
SOLD		01/28/2013	903 36				
ACQ	1 0000	06/17/2011	451 68	320 37	131 31	LT	
	1 0000	09/28/2011	451 68	397 40	54 28	LT	
2 0000 APPLE COMPUTER INC - 037833100 - MINOR = 50							
SOLD		02/04/2013	885 58				
ACQ	1 0000	04/01/2009	442 79	108 06	334 73	LT	Y
	1 0000	06/17/2011	442.79	320 37	122 42	LT	
1 0000 APPLE COMPUTER INC - 037833100 - MINOR = 50							
SOLD		06/04/2013	449.65				
ACQ	1 0000	04/01/2009	449.65	108 05	341 60	LT	Y
1 0000 APPLE COMPUTER INC - 037833100 - MINOR = 50							
SOLD		07/25/2013	439 05				
ACQ	1 0000	04/01/2009	439 05	108 06	330 99	LT	Y
2 0000 APPLE COMPUTER INC - 037833100 - MINOR = 50							
SOLD		09/25/2013	964 50				
ACQ	1 0000	07/25/2006	482 25	17 00	465 25	LT	Y
	1 0000	04/01/2009	482.25	108 05	374 20	LT	Y
4 0000 ARM HOLDINGS PLC-SPONS ADR - 042068106 - MINOR = 54							
SOLD		05/08/2013	199.39				
ACQ	4 0000	09/27/2012	199.39	112 01	87 38	ST	
6 0000 ARM HOLDINGS PLC-SPONS ADR - 042068106 - MINOR = 54							
SOLD		07/25/2013	238.25				
ACQ	6 0000	07/11/2013	238.25	237 89	0 36	ST	
3.0000 ARM HOLDINGS PLC-SPONS ADR - 042068106 - MINOR = 54							
SOLD		10/14/2013	143 26				
ACQ	3 0000	09/27/2012	143 26	84 01	59 25	LT	
12 0000 ARM HOLDINGS PLC-SPONS ADR - 042068106 - MINOR = 54							
SOLD		10/14/2013	573 06				
ACQ	12 0000	09/27/2012	573 06	336 02	237 04	LT	

ACET E02T 4045006504  
 FROM 01/01/2013  
 TO 12/31/2013

COMERICA BANK & TRUST NA  
 STATEMENT OF CAPITAL GAINS AND LOSSES  
 ST PIERRE FOUNDATION-EV

PAGE 152

RUN 02/09/2014  
 12 09 06 PM

TRUST YEAR ENDING 12/31/2013

TAX PREPARER 3754  
 TRUST ADMINISTRATOR 1520  
 INVESTMENT OFFICER 6686

LEGEND: F - FEDERAL S - STATE I - INHERITED  
 E - EXEMPT FROM STATE U - ACQ COST UNKNOWN

PROPERTY DESCRIPTION	SHARES	DATE	SALES PRICE	COST BASIS	GAIN/LOSS	TERM	NC
48 0000 ASSA ABLOY AB ADR - 045387107 - MINOR = 54							
SOLD		04/30/2013	944 40				
ACQ	48 0000	07/11/2012	944 40	668 01	276 39	ST	
3 0000 ATLAS COPCO AB SPON ADR REPSTG CL B - 049255805 - MINOR = 54							
SOLD		07/25/2013	70 04				
ACQ	3 0000	09/28/2011	70 04	49 14	20 90	LT	
7 0000 ATLAS COPCO AB SPON ADR REPSTG CL B - 049255805 - MINOR = 54							
SOLD		07/25/2013	163 44				
ACQ	3 0000	03/30/2009	70 05	19 80	50 25	LT	Y
	4 0000	09/28/2011	93.39	65 52	27.87	LT	
1000.0000 BB&T CORP 4 9% 06/30/2017 - 054937AG2 - MINOR = 45							
SOLD		08/05/2013	1101.02				
ACQ	1000 0000	04/04/2012	1101.02	1096 72	4 30	LT	Y
9 0000 BAE SYSTEMS PLC - 05523R107 - MINOR = 54							
SOLD		07/25/2013	244 07				
ACQ	9 0000	12/13/2011	244.07	156 23	87 84	LT	
2 0000 BASF AG SPONSORED ADR - 055262505 - MINOR = 54							
SOLD		05/08/2013	193 29				
ACQ	2 0000	10/15/2010	193 29	143 38	49 91	LT	Y
4 0000 BASF AG SPONSORED ADR - 055262505 - MINOR = 54							
SOLD		07/25/2013	356 55				
ACQ	1.0000	10/15/2010	89.14	71 69	17 45	LT	Y
	3 0000	09/28/2011	267 41	186 72	80 69	LT	
4 0000 BHP BILLITON PLC ADR - 05545E209 - MINOR = 54							
SOLD		04/22/2013	217 56				
ACQ	4 0000	11/08/2010	217 56	316 10	-98 54	LT	Y
6 0000 BHP BILLITON PLC ADR - 05545E209 - MINOR = 54							
SOLD		04/22/2013	326 34				
ACQ	6 0000	11/08/2010	326 34	474 15	-147 81	LT	Y
4 0000 BHP BILLITON PLC ADR - 05545E209 - MINOR = 54							
SOLD		07/25/2013	232 23				
ACQ	1 0000	11/08/2010	58.06	79 03	-20 97	LT	Y
	3 0000	06/20/2011	174.17	219 95	-45 78	LT	
2 0000 BHP BILLITON PLC ADR - 05545E209 - MINOR = 54							
SOLD		12/13/2013	114 34				
ACQ	2 0000	06/20/2011	114 34	146 64	-32.30	LT	
8 0000 BHP BILLITON PLC ADR - 05545E209 - MINOR = 54							
SOLD		12/13/2013	457.38				
ACQ	4 0000	06/20/2011	228.69	293 27	-64 58	LT	
	4 0000	02/03/2012	228 69	279 14	-50 45	LT	
3 0000 BHP BILLITON PLC ADR - 05545E209 - MINOR = 54							
SOLD		12/16/2013	175 45				
ACQ	3 0000	02/03/2012	175.45	209 36	-33 91	LT	
5 0000 BHP BILLITON PLC ADR - 05545E209 - MINOR = 54							
SOLD		12/16/2013	292 42				
ACQ	5 0000	09/28/2011	292 42	274.77	17 65	LT	
7 0000 BNP PARIBAS ADR - 05565A202 - MINOR = 54							
SOLD		07/25/2013	223 99				
ACQ	7 0000	01/17/2013	223 99	211 39	12 60	ST	
2 0000 BT GROUP PLC SPON ADR - 05577E101 - MINOR = 54							
SOLD		03/11/2013	80 54				
ACQ	2 0000	04/14/2011	80 54	62 63	17 91	LT	
16 0000 BT GROUP PLC SPON ADR - 05577E101 - MINOR = 54							
SOLD		03/11/2013	644 37				
ACQ	10 0000	12/14/2010	402 73	292.58	110 15	LT	Y
	6 0000	04/14/2011	241.64	187 87	53 77	LT	
4 0000 BT GROUP PLC SPON ADR - 05577E101 - MINOR = 54							
SOLD		03/12/2013	160 09				
ACQ	4 0000	12/14/2010	160 09	117.03	43.06	LT	Y
4 0000 BT GROUP PLC SPON ADR - 05577E101 - MINOR = 54							
SOLD		05/30/2013	184.43				
ACQ	4 0000	12/14/2010	184 43	117.03	67 40	LT	Y
2 0000 BT GROUP PLC SPON ADR - 05577E101 - MINOR = 54							
SOLD		07/25/2013	102 95				
ACQ	2 0000	12/14/2010	102 95	58 51	44.44	LT	Y
4 0000 BT GROUP PLC SPON ADR - 05577E101 - MINOR = 54							
SOLD		07/25/2013	205 91				
ACQ	4 0000	09/28/2011	205 91	107 04	98 87	LT	
2500 BARCLAYS PLC SPONSORED ADR - RTS 10/01/2 - 06738E121 - MINOR = 54							
SOLD		09/20/2013	1 40				
ACQ	.2500	05/07/2009	1 40	0.00	1 40	LT	Y
2 0000 BARCLAYS PLC ADR - 06738E204 - MINOR = 54							
SOLD		05/08/2013	38.51				
ACQ	2 0000	08/21/2009	38 51	47 04	-8 53	LT	Y
8 0000 BARCLAYS PLC ADR - 06738E204 - MINOR = 54							
SOLD		05/08/2013	154 07				
ACQ	3 0000	05/07/2009	57 78	48.79	8 99	LT	Y
	5 0000	08/21/2009	96 29	117 59	-21 30	LT	Y
9 0000 BAYERISCHE MOTOREN WERKE A G ADR - 072743206 - MINOR = 54							
SOLD		07/25/2013	297 08				
ACQ	9 0000	11/09/2010	297 08	225.97	71 11	LT	Y
2 0000 BIO RAD LABS INC CL A - 090572207 - MINOR = 50							
SOLD		05/30/2013	229 71				
ACQ	2 0000	09/28/2011	229 71	181 04	48 67	LT	

ACCT E02T 4045006504  
 FROM 01/01/2013  
 TO 12/31/2013

COMERICA BANK & TRUST NA  
 STATEMENT OF CAPITAL GAINS AND LOSSES  
 ST PIERRE FOUNDATION-EV

PAGE 153

RUN 02/09/2014  
 12 09 06 PM

TRUST YEAR ENDING 12/31/2013

TAX PREPARER 3754  
 TRUST ADMINISTRATOR 1520  
 INVESTMENT OFFICER 6686

LEGEND F - FEDERAL S - STATE I - INHERITED  
 E - EXEMPT FROM STATE U - ACQ COST UNKNOWN

PROPERTY DESCRIPTION	SHARES	DATE	SALES PRICE	COST BASIS	GAIN/LOSS	TERM	NC
7 0000 BLACKBAUD INC - 09227Q100 - MINOR = 50							
SOLD		05/08/2013	215 73				
ACQ	1 0000	03/30/2009	30 82	10 88	19 94	LT	Y
	6 0000	09/28/2011	184 91	139 38	45 53	LT	
5 0000 BLACKBAUD INC - 09227Q100 - MINOR = 50							
SOLD		07/25/2013	172 44				
ACQ	5 0000	03/30/2009	172 44	54 40	118 04	LT	Y
2 0000 BOC HONG KONG HLDGS LTD ADR - 096813209 - MINOR = 54							
SOLD		07/25/2013	126 15				
ACQ	2 0000	03/30/2009	126.15	41 58	84 57	LT	Y
1 0000 BOEING CO COMMON - 097023105 - MINOR = 50							
SOLD		07/25/2013	106.87				
ACQ	1 0000	12/13/2011	106.87	71 00	35 87	LT	
1 0000 BOEING CO COMMON - 097023105 - MINOR = 50							
SOLD		07/25/2013	106 87				
ACQ	1 0000	12/13/2011	106 87	71 00	35.87	LT	
3 0000 BORG-WARNER AUTOMOTIVE INC - 099724106 - MINOR = 50							
SOLD		07/25/2013	279.22				
ACQ	3 0000	06/24/2010	279.22	119 12	160 10	LT	Y
1 0000 BOSTON PROPERTIES INC (REIT) - 101121101 - MINOR = 69							
SOLD		07/25/2013	108 68				
ACQ	1 0000	08/25/2011	108 68	99 84	8 84	LT	
1 0000 BOSTON PROPERTIES INC (REIT) - 101121101 - MINOR = 69							
SOLD		07/25/2013	108 68				
ACQ	1 0000	08/25/2011	108 68	99 84	8 84	LT	
6 0000 BOSTON PROPERTIES INC (REIT) - 101121101 - MINOR = 69							
SOLD		10/17/2013	656.24				
ACQ	3 0000	03/30/2009	328.12	94.19	233 93	LT	Y
	3 0000	12/13/2011	328.12	278 03	50 09	LT	
**CHANGED** 11/11/13 #CS							
8 0000 BRITISH AMERN TOB PLC SPONSORED ADR - 110448107 - MINOR = 54							
SOLD		01/16/2013	811 04				
ACQ	2 0000	03/30/2009	202 76	88 80	113 96	LT	Y
	6 0000	09/28/2011	608 28	519 02	89 26	LT	
2 0000 BRITISH AMERN TOB PLC SPONSORED ADR - 110448107 - MINOR = 54							
SOLD		05/30/2013	222.99				
ACQ	2 0000	03/30/2009	222 99	88 80	134 19	LT	Y
2 0000 BRITISH AMERN TOB PLC SPONSORED ADR - 110448107 - MINOR = 54							
SOLD		07/25/2013	212 13				
ACQ	2 0000	03/30/2009	212 13	88 80	123 33	LT	Y
6 0000 BROADCOM CORP - 111320107 - MINOR = 50							
SOLD		05/30/2013	217 81				
ACQ	6 0000	10/19/2011	217 81	224 24	-6 43	LT	
**CHANGED** 02/03/14 CCS							
3 0000 BROADCOM CORP - 111320107 - MINOR = 50							
SOLD		07/11/2013	104 45				
ACQ	3 0000	10/19/2011	104.45	112 12	-7 67	LT	
**CHANGED** 02/03/14 CCS							
5 0000 BROADCOM CORP - 111320107 - MINOR = 50							
SOLD		07/11/2013	174.09				
ACQ	5 0000	10/19/2011	174.09	186 88	-12 79	LT	
**CHANGED** 02/03/14 CCS							
26 0000 BROADCOM CORP - 111320107 - MINOR = 50							
SOLD		07/11/2013	905.29				
ACQ	20 0000	06/25/2010	696 38	688 22	8.16	LT	Y
	5 0000	09/28/2011	174.09	170 98	3.11	LT	
	1 0000	10/19/2011	34 82	37 37	-2.55	LT	
**CHANGED** 02/03/14 CCS							
4 0000 BROOKFIELD ASSET MGMT INC CL A - 112585104 - MINOR = 54							
SOLD		05/08/2013	156.24				
ACQ	4 0000	06/01/2011	156 24	130 28	25.96	LT	
4 0000 CVS CORPORATION (DEL) - 126650100 - MINOR = 50							
SOLD		05/08/2013	233.15				
ACQ	4 0000	09/28/2011	233.15	136 32	96 83	LT	
2 0000 CVS CORPORATION (DEL) - 126650100 - MINOR = 50							
SOLD		05/16/2013	118 48				
ACQ	2 0000	05/11/2012	118 48	90 66	27.82	LT	
5 0000 CVS CORPORATION (DEL) - 126650100 - MINOR = 50							
SOLD		05/16/2013	296 21				
ACQ	5 0000	05/11/2012	296.21	226 65	69 56	LT	
3 0000 CVS CORPORATION (DEL) - 126650100 - MINOR = 50							
SOLD		07/25/2013	185 99				
ACQ	1 0000	09/28/2011	62 00	34.08	27 92	LT	
	2 0000	05/11/2012	123.99	90 66	33 33	LT	
3 0000 CVS CORPORATION (DEL) - 126650100 - MINOR = 50							
SOLD		07/25/2013	185.99				
ACQ	3 0000	06/10/2010	185 99	95 67	90 32	LT	Y
4 0000 CAMERON INTL CORP - 133428105 - MINOR = 50							
SOLD		07/25/2013	240 03				
ACQ	3 0000	06/15/2007	180 02	110 09	69 93	LT	Y
	1 0000	04/01/2009	60 01	22 00	38 01	LT	Y
2 0000 CANADIAN PACIFIC RAILWAY LTD - 13645T100 - MINOR = 54							
SOLD		05/08/2013	262 53				
ACQ	2 0000	05/11/2012	262 53	146 34	116 19	ST	

ACGT E02T 4045006504  
 FROM 01/01/2013  
 TO 12/31/2013

COMERICA BANK & TRUST NA  
 STATEMENT OF CAPITAL GAINS AND LOSSES  
 ST PIERRE FOUNDATION-EV

PAGE 154

RUN 02/09/2014  
 12 09 06 PM

TRUST YEAR ENDING 12/31/2013

TAX PREPARER 3754  
 TRUST ADMINISTRATOR 1520  
 INVESTMENT OFFICER 6686

LEGEND: F - FEDERAL S - STATE I - INHERITED  
 E - EXEMPT FROM STATE U - ACQ COST UNKNOWN

PROPERTY DESCRIPTION	SHARES	DATE	SALES PRICE	COST BASIS	GAIN/LOSS	TERM	NC
19 0000 CAPITAL ONE FINANCIAL CORP - 14040H105 - MINOR = 50							
SOLD		03/19/2013	1018 08				
ACQ	19 0000	10/26/2012	1018.08	1142 08	-124 00	ST	
1 0000 CARLISLE COMPANIES INC - 142339100 - MINOR = 50							
SOLD		05/08/2013	66 48				
ACQ	1 0000	09/25/2009	66 48	33 38	33.10	LT	Y
2 0000 CARLISLE COMPANIES INC - 142339100 - MINOR = 50							
SOLD		05/08/2013	132 96				
ACQ	1 0000	08/13/2009	66 48	33 04	33 45	LT	Y
SOLD		09/25/2009	66 48	33 37	33 12	LT	Y
3 0000 CARLISLE COMPANIES INC - 142339100 - MINOR = 50							
SOLD		07/25/2013	204 36				
ACQ	3 0000	08/13/2009	204 36	99 12	105 24	LT	Y
1 0000 CARMAX INC - 143130102 - MINOR = 50							
SOLD		07/25/2013	46 75				
ACQ	1 0000	01/03/2012	46 75	30 57	16 18	LT	
3 0000 CARMAX INC - 143130102 - MINOR = 50							
SOLD		07/25/2013	140 27				
ACQ	3 0000	04/01/2009	140 27	36 57	103.70	LT	Y
11 0000 CARNIVAL PLC ADR - 14365C103 - MINOR = 54							
SOLD		05/16/2013	400 37				
ACQ	2 0000	05/16/2011	72.79	83.47	-10.68	LT	
SOLD		05/16/2011	327.58	381.57	-53 99	LT	
5 0000 CARNIVAL PLC ADR - 14365C103 - MINOR = 54							
SOLD		05/17/2013	182.17				
ACQ	5 0000	05/16/2011	182.17	208 68	-26 51	LT	
5 0000 CARNIVAL PLC ADR - 14365C103 - MINOR = 54							
SOLD		05/17/2013	182 17				
ACQ	5 0000	09/28/2011	182.17	158 54	23.63	LT	
2 0000 CATERPILLAR INC - 149123101 - MINOR = 50							
SOLD		05/30/2013	173.15				
ACQ	2 0000	03/19/2013	173 15	176.05	-2 90	ST	
3 0000 CATERPILLAR INC - 149123101 - MINOR = 50							
SOLD		07/25/2013	245 73				
ACQ	3 0000	03/19/2013	245.73	264 07	-18 34	ST	
1000 0000 CATERPILLAR INC SR NT 3.9% 05/27/2021 - 149123BV2 - MINOR = 45							
SOLD		08/15/2013	1039.18				
ACQ	1000.0000	12/26/2012	1039.18	1173 86	-84 68	ST	Y
6 0000 CELGENE CORP - 151020104 - MINOR = 50							
SOLD		01/28/2013	593.96				
ACQ	6.0000	04/08/2010	593 96	378 93	215 03	LT	Y
1 0000 CELGENE CORP - 151020104 - MINOR = 50							
SOLD		03/26/2013	112 48				
ACQ	1.0000	04/08/2010	112.48	63 15	49 33	LT	Y
3 0000 CELGENE CORP - 151020104 - MINOR = 50							
SOLD		03/26/2013	337 47				
ACQ	3 0000	04/08/2010	337 47	189 47	148 00	LT	Y
2 0000 CELGENE CORP - 151020104 - MINOR = 50							
SOLD		05/30/2013	249 07				
ACQ	2.0000	04/08/2010	249 07	176 31	122.76	LT	Y
1 0000 CELGENE CORP - 151020104 - MINOR = 50							
SOLD		07/25/2013	140.04				
ACQ	1 0000	06/29/2012	140 04	64 02	76 02	LT	
16 0000 CENTURYTEL INC - 156700106 - MINOR = 50							
SOLD		03/19/2013	547 89				
ACQ	16 0000	02/10/2012	547 89	606 00	-58 11	LT	
2 0000 CERNER CORP - 156782104 - MINOR = 50							
SOLD		05/08/2013	188 41				
ACQ	2 0000	09/28/2011	188 41	140 64	47.77	LT	
4 0000 CERNER CORP - 156782104 - MINOR = 50							
SOLD		07/25/2013	198.72				
ACQ	2 0000	04/01/2009	99.36	71 05	78 31	LT	Y
SOLD		09/28/2011	99 36	70 32	29 04	LT	
2 0000 CHEVRONTXACO CORP - 166764100 - MINOR = 50							
SOLD		05/30/2013	250 31				
ACQ	2 0000	10/24/2011	250 31	212.01	38 30	LT	
4 0000 CHEVRONTXACO CORP - 166764100 - MINOR = 50							
SOLD		07/25/2013	510 91				
ACQ	4 0000	10/24/2011	510.91	424 02	86 89	LT	
12 0000 CHINA CONSTR BK CORP ADR - 168919108 - MINOR = 54							
SOLD		07/25/2013	177.35				
ACQ	12 0000	02/19/2013	177 35	202 15	-24 80	ST	
4 0000 CHINA MOBILE HONG KONG LTD SPONSORED ADR - 16941M109 - MINOR = 54							
SOLD		02/15/2013	220 38				
ACQ	4 0000	09/20/2011	220.38	206 21	14 17	LT	
11 0000 CHINA MOBILE HONG KONG LTD SPONSORED ADR - 16941M109 - MINOR = 54							
SOLD		02/15/2013	606 06				
ACQ	7.0000	09/20/2011	385.67	360 86	24 81	LT	
SOLD		09/28/2011	220 39	194 03	26 36	LT	
3 0000 CHURCH & DWIGHT INC - 171340102 - MINOR = 50							
SOLD		07/25/2013	192 26				
ACQ	1 0000	04/01/2009	64 09	26 05	38 04	LT	Y
SOLD		03/03/2011	128.17	75 99	52 18	LT	

ACCT E02T 4045006504  
 FROM 01/01/2013  
 TO 12/31/2013

COMERICA BANK & TRUST NA  
 STATEMENT OF CAPITAL GAINS AND LOSSES  
 ST PIERRE FOUNDATION-EV

PAGE 155

RUN 02/09/2014  
 12 09 06 PM

TRUST YEAR ENDING 12/31/2013

TAX PREPARER 3754  
 TRUST ADMINISTRATOR 1520  
 INVESTMENT OFFICER. 6686

LEGEND: F - FEDERAL S - STATE I - INHERITED  
 E - EXEMPT FROM STATE U - ACQ COST UNKNOWN

PROPERTY DESCRIPTION	SHARES	DATE	SALES PRICE	COST BASIS	GAIN/LOSS	TERM	NC
6 0000 CISCO SYS INC - 17275R102 - MINOR = 50							
SOLD		07/25/2013	152.71				
ACQ	6 0000	07/12/2013	152.71	155.07	-2.36	ST	
10.0000 CISCO SYS INC - 17275R102 - MINOR = 50							
SOLD		12/05/2013	208.89				
ACQ	10 0000	08/14/2013	208.89	263.56	-54.67	ST	
25 0000 CISCO SYS INC - 17275R102 - MINOR = 50							
SOLD		12/05/2013	522.24				
ACQ	25.0000	07/12/2013	522.24	646.11	-123.87	ST	
4 0000 CITIGROUP INC - 172967424 - MINOR = 50							
SOLD		05/08/2013	196.99				
ACQ	4 0000	03/21/2012	196.99	151.36	45.63	LT	
3 0000 CITIGROUP INC - 172967424 - MINOR = 50							
SOLD		05/30/2013	159.65				
ACQ	3 0000	03/21/2012	159.65	113.52	46.13	LT	
3 0000 CITIGROUP INC - 172967424 - MINOR = 50							
SOLD		07/25/2013	157.70				
ACQ	3 0000	03/21/2012	157.70	113.52	44.18	LT	
4 0000 CITIGROUP INC - 172967424 - MINOR = 50							
SOLD		07/25/2013	210.27				
ACQ	4 0000	03/21/2012	210.27	151.36	58.91	LT	
3 0000 CITY NATL CORP - 178566105 - MINOR = 50							
SOLD		05/08/2013	176.05				
ACQ	3 0000	05/19/2011	176.05	168.26	7.79	LT	
1 0000 CITY NATL CORP - 178566105 - MINOR = 50							
SOLD		07/25/2013	70.01				
ACQ	1 0000	05/19/2011	70.01	56.09	13.92	LT	
2 0000 CITY NATL CORP - 178566105 - MINOR = 50							
SOLD		07/25/2013	140.04				
ACQ	1.0000	05/19/2011	70.02	56.09	13.93	LT	
	1 0000	09/28/2011	70.02	38.39	31.63	LT	
4 0000 CLARCOR INC - 179895107 - MINOR = 50							
SOLD		07/25/2013	220.89				
ACQ	4 0000	05/23/2012	220.89	199.14	21.75	LT	
18 0000 COGNIZANT TECHNOLOGY SOLUTIONS - 192446102 - MINOR = 50							
SOLD		06/13/2013	1151.32				
ACQ	18 0000	04/01/2009	1151.32	380.85	770.47	LT	Y
2 0000 COLUMBIA SPORTSWEAR CO - 198516106 - MINOR = 50							
SOLD		07/25/2013	125.35				
ACQ	2 0000	08/27/2009	125.35	80.42	44.93	LT	Y
4 0000 COMCAST CORP CL A - 20030N101 - MINOR = 50							
SOLD		05/08/2013	172.91				
ACQ	4 0000	04/27/2011	172.91	103.36	69.55	LT	
9 0000 COMCAST CORP CL A - 20030N101 - MINOR = 50							
SOLD		06/19/2013	362.06				
ACQ	8 0000	04/27/2011	321.83	206.72	115.11	LT	
	1 0000	08/25/2011	40.23	20.22	20.01	LT	
10 0000 COMCAST CORP CL A - 20030N101 - MINOR = 50							
SOLD		06/19/2013	402.29				
ACQ	7 0000	08/25/2011	281.60	141.51	140.09	LT	
	3 0000	01/28/2013	120.69	118.83	1.86	ST	
4 0000 COMCAST CORP CL A - 20030N101 - MINOR = 50							
SOLD		07/25/2013	176.69				
ACQ	4 0000	01/28/2013	176.69	158.44	18.25	ST	
6 0000 CONOCOPHILLIPS - 20825C104 - MINOR = 50							
SOLD		01/28/2013	364.69				
ACQ	4 0000	05/28/2010	243.13	158.26	84.87	LT	Y
	2 0000	09/28/2011	121.56	96.40	25.16	LT	
3 0000 CONOCOPHILLIPS - 20825C104 - MINOR = 50							
SOLD		05/08/2013	187.83				
ACQ	3 0000	05/28/2010	187.83	118.69	69.14	LT	Y
4 0000 CONOCOPHILLIPS - 20825C104 - MINOR = 50							
SOLD		07/25/2013	262.87				
ACQ	4 0000	06/21/2012	262.87	211.15	51.72	LT	
5 0000 COPART INC - 217204106 - MINOR = 50							
SOLD		05/30/2013	183.84				
ACQ	5 0000	12/15/2008	183.84	64.16	119.68	LT	Y
3 0000 CULLEN FROST - 229899109 - MINOR = 50							
SOLD		07/25/2013	215.92				
ACQ	3 0000	05/17/2010	215.92	173.81	42.11	LT	Y
4 0000 DBS GROUP HLDGS LTD SPONSORED ADR - 23304Y100 - MINOR = 54							
SOLD		05/08/2013	230.83				
ACQ	4 0000	09/28/2011	230.83	147.99	82.84	LT	
5 0000 DBS GROUP HLDGS LTD SPONSORED ADR - 23304Y100 - MINOR = 54							
SOLD		07/25/2013	264.74				
ACQ	5 0000	09/28/2011	264.74	184.98	79.76	LT	
4 0000 DANAHER CORP - 235851102 - MINOR = 50							
SOLD		05/08/2013	246.47				
ACQ	4 0000	11/04/2009	246.47	139.93	106.54	LT	Y
3 0000 DANAHER CORP - 235851102 - MINOR = 50							
SOLD		07/25/2013	201.95				
ACQ	3 0000	11/04/2009	201.95	104.95	97.00	LT	Y
3 0000 DEERE & CO - 244199105 - MINOR = 50							
SOLD		05/08/2013	276.71				
ACQ	3 0000	12/22/2011	276.71	233.25	43.46	LT	

ACCT E02T 4045006504  
 FROM 01/01/2013  
 TO 12/31/2013

COMERICA BANK & TRUST NA  
 STATEMENT OF CAPITAL GAINS AND LOSSES  
 ST PIERRE FOUNDATION-EV

PAGE 156

RUN 02/09/2014  
 12 09 06 PM

TRUST YEAR ENDING 12/31/2013

TAX PREPARER 3754  
 TRUST ADMINISTRATOR 1520  
 INVESTMENT OFFICER 6686

LEGEND F - FEDERAL S - STATE I - INHERITED  
 E - EXEMPT FROM STATE U - ACQ COST UNKNOWN

PROPERTY DESCRIPTION	SHARES	DATE	SALES PRICE	COST BASIS	GAIN/LOSS	TERM	NC
4 0000 DEERE & CO - 244199105 - MINOR = 50							
SOLD		07/25/2013	331.52				
ACQ	4 0000	11/28/2012	331.52	336.79	-5.27	ST	
15 0000 DEERE & CO - 244199105 - MINOR = 50							
SOLD		09/06/2013	1239.45				
ACQ	12 0000	12/22/2011	991.56	933.00	58.56	LT	
	3 0000	11/28/2012	247.89	252.60	-4.71	ST	
6 0000 DEERE & CO - 244199105 - MINOR = 50							
SOLD		09/10/2013	504.94				
ACQ	6 0000	12/13/2011	504.94	450.76	54.18	LT	
1 0000 DENTSPLY INTERNATIONAL INC - 249030107 - MINOR = 50							
SOLD		07/25/2013	42.06				
ACQ	1 0000	09/28/2011	42.06	31.41	10.65	LT	
5 0000 DENTSPLY INTERNATIONAL INC - 249030107 - MINOR = 50							
SOLD		07/25/2013	210.34				
ACQ	1 0000	06/11/2010	42.07	31.13	10.94	LT	Y
	4 0000	09/28/2011	168.27	125.63	42.64	LT	
41 0000 DEUTSCHE TELEKOM AGSPON ADR - 251566105 - MINOR = 54							
SOLD		03/19/2013	446.78				
ACQ	41 0000	12/04/2012	446.78	461.59	-14.81	ST	
3 0000 DIAGEO PLC SPNSRD ADR NEW - 25243Q205 - MINOR = 54							
SOLD		03/21/2013	366.14				
ACQ	1 0000	05/06/2011	122.05	82.12	39.93	LT	
	2 0000	03/02/2012	244.09	191.18	52.91	LT	
2 0000 DIAGEO PLC SPNSRD ADR NEW - 25243Q205 - MINOR = 54							
SOLD		05/30/2013	239.83				
ACQ	2 0000	05/06/2011	239.83	164.23	75.60	LT	
2 0000 DIAGEO PLC SPNSRD ADR NEW - 25243Q205 - MINOR = 54							
SOLD		07/25/2013	245.56				
ACQ	2 0000	05/06/2011	245.56	164.23	81.33	LT	
5 0000 WALT DISNEY CO - 254687106 - MINOR = 50							
SOLD		05/08/2013	329.36				
ACQ	5 0000	03/01/2011	329.36	215.50	113.86	LT	
2 0000 WALT DISNEY CO - 254687106 - MINOR = 50							
SOLD		05/30/2013	129.13				
ACQ	2 0000	03/01/2011	129.13	86.20	42.93	LT	
8 0000 WALT DISNEY CO - 254687106 - MINOR = 50							
SOLD		07/12/2013	535.29				
ACQ	8 0000	01/26/2012	535.29	313.97	221.32	LT	
6 0000 WALT DISNEY CO - 254687106 - MINOR = 50							
SOLD		07/25/2013	387.61				
ACQ	6 0000	01/26/2012	387.61	235.48	152.13	LT	
22 0000 DIRECTV - 25490A309 - MINOR = 50							
SOLD		04/08/2013	1222.48				
ACQ	18 0000	04/01/2009	1000.21	420.62	579.59	LT	Y
	4 0000	09/28/2011	222.27	177.63	44.64	LT	
3 0000 DOLLAR GEN CORP NEW - 256677105 - MINOR = 50							
SOLD		05/08/2013	160.25				
ACQ	3 0000	08/14/2012	160.25	156.89	3.36	ST	
2 0000 DOLLAR GEN CORP NEW - 256677105 - MINOR = 50							
SOLD		12/03/2013	113.06				
ACQ	2 0000	08/14/2012	113.06	104.59	8.47	LT	
14 0000 DOLLAR GEN CORP NEW - 256677105 - MINOR = 50							
SOLD		12/03/2013	791.51				
ACQ	12 0000	08/14/2012	678.44	627.54	50.90	LT	
	2 0000	09/04/2012	113.07	101.82	11.25	LT	
4000 0000 DOW CHEMICAL CO 5 7% 05/15/2018 - 260543BV4 - MINOR = 45							
SOLD		11/18/2013	4676.24				
ACQ	4000 0000	12/19/2012	4676.24	4764.52	-88.28	ST	Y
2000 0000 DOW CHEMICAL CO 5 7% 05/15/2018 - 260543BV4 - MINOR = 45							
SOLD		12/05/2013	2299.86				
ACQ	2000 0000	12/19/2012	2299.86	2382.26	-82.40	ST	Y
2 0000 DRIL-QUIP INC - 767037104 - MINOR = 50							
SOLD		05/30/2013	185.01				
ACQ	2 0000	05/17/2010	185.01	114.69	70.32	LT	Y
10 0000 DU PONT E I DE NEMOURS & CO - 263534109 - MINOR = 50							
SOLD		09/10/2013	579.99				
ACQ	10 0000	02/04/2013	579.99	474.53	105.46	ST	
8 0000 EMC CORP COMMON STOCK - 268648102 - MINOR = 50							
SOLD		05/08/2013	187.30				
ACQ	8 0000	11/06/2012	187.30	202.92	-15.62	ST	
1 0000 EMC CORP COMMON STOCK - 268648102 - MINOR = 50							
SOLD		07/25/2013	26.72				
ACQ	1 0000	12/20/2011	26.72	22.43	4.29	LT	
7 0000 EMC CORP COMMON STOCK - 268648102 - MINOR = 50							
SOLD		07/25/2013	187.13				
ACQ	7.0000	12/20/2011	187.13	157.01	30.12	LT	
2.0000 EOG RESOURCES INC - 26875P101 - MINOR = 50							
SOLD		05/30/2013	265.59				
ACQ	2 0000	04/15/2013	265.59	233.57	32.02	ST	
2 0000 EOG RESOURCES INC - 26875P101 - MINOR = 50							
SOLD		08/14/2013	313.17				
ACQ	2 0000	04/15/2013	313.17	233.57	79.60	ST	

ACCT E02T 4045006504  
 FROM 01/01/2013  
 TO 12/31/2013

COMERICA BANK & TRUST NA  
 STATEMENT OF CAPITAL GAINS AND LOSSES  
 ST PIERRE FOUNDATION-EV

PAGE 157

RUN 02/09/2014  
 12 09.06 PM

TRUST YEAR ENDING 12/31/2013

TAX PREPARER. 3754  
 TRUST ADMINISTRATOR 1520  
 INVESTMENT OFFICER 6686

LEGEND. F - FEDERAL S - STATE I - INHERITED  
 E - EXEMPT FROM STATE U - ACQ COST UNKNOWN

PROPERTY DESCRIPTION	SHARES	DATE	SALES PRICE	COST BASIS	GAIN/LOSS	TERM	NC
1 0000 EOG RESOURCES INC - 26875P101 - MINOR = 50							
SOLD		11/04/2013	183 20				
ACQ	1 0000	08/30/2012	183 20	106 11	77.09	LT	
1 0000 EOG RESOURCES INC - 26875P101 - MINOR = 50							
SOLD		11/04/2013	183 20				
ACQ	1 0000	08/30/2012	183 20	106 11	77 09	LT	
6 0000 EOG RESOURCES INC - 26875P101 - MINOR = 50							
SOLD		12/27/2013	1015 04				
ACQ	5 0000	08/30/2012	845 87	530 53	315.34	LT	
	1 0000	04/15/2013	169 17	116.79	52.38	ST	
4 0000 EBAY INC - 278642103 - MINOR = 50							
SOLD		05/08/2013	219 63				
ACQ	4 0000	03/22/2011	219 63	120 81	98.82	LT	
6 0000 EBAY INC - 278642103 - MINOR = 50							
SOLD		06/21/2013	306 01				
ACQ	6 0000	03/22/2011	306 01	181 21	124 80	LT	
5 0000 EBAY INC - 278642103 - MINOR = 50							
SOLD		07/25/2013	257 46				
ACQ	5 0000	03/22/2011	257 46	151 01	106 45	LT	
3 0000 EDISON INTERNATIONAL - 281020107 - MINOR = 50							
SOLD		05/30/2013	139 07				
ACQ	3 0000	03/19/2013	139 07	152 16	-13 09	ST	
3 0000 EQUIFAX INC - 294429105 - MINOR = 50							
SOLD		07/25/2013	185.54				
ACQ	3.0000	03/08/2010	185 54	99.11	86 43	LT	Y
1 0000 EQUINIX INC COM NEW - 29444U502 - MINOR = 50							
SOLD		05/08/2013	224.79				
ACQ	1 0000	10/19/2011	224 79	94.44	130 35	LT	
2 0000 EQUINIX INC COM NEW - 29444U502 - MINOR = 50							
SOLD		07/25/2013	365 81				
ACQ	2 0000	10/19/2011	365 81	188 87	176 94	LT	
4 0000 EQUINIX INC COM NEW - 29444U502 - MINOR = 50							
SOLD		08/07/2013	721 99				
ACQ	4 0000	08/31/2011	721 99	376 93	345 06	LT	
5 0000 EQUINIX INC COM NEW - 29444U502 - MINOR = 50							
SOLD		09/18/2013	893 98				
ACQ	5 0000	08/31/2011	893.98	471 16	422 82	LT	
4 0000 EXPRESS SCRIPTS HLDG CO - 30219G108 - MINOR = 50							
SOLD		07/25/2013	267 23				
ACQ	4 0000	04/01/2009	267.23	94 20	173 03	LT	Y
17 0000 EXPRESS SCRIPTS HLDG CO - 30219G108 - MINOR = 50							
SOLD		11/18/2013	1104.18				
ACQ	17 0000	04/01/2009	1104 18	400 33	703 85	LT	Y
1 0000 EXXON MOBIL CORP COMMON STOCK - 30231G102 - MINOR = 50							
SOLD		03/19/2013	88.50				
ACQ	1 0000	09/28/2011	88 50	72 25	16 25	LT	
2 0000 EXXON MOBIL CORP COMMON STOCK - 30231G102 - MINOR = 50							
SOLD		03/19/2013	177 00				
ACQ	2.0000	09/28/2011	177 00	144 49	32.51	LT	
4 0000 EXXON MOBIL CORP COMMON STOCK - 30231G102 - MINOR = 50							
SOLD		03/19/2013	354 02				
ACQ	4 0000	03/30/2009	354 02	273 31	80.71	LT	Y
3 0000 EXXON MOBIL CORP COMMON STOCK - 30231G102 - MINOR = 50							
SOLD		05/08/2013	275 07				
ACQ	2 0000	03/30/2009	183 38	136 66	46 72	LT	Y
	1 0000	09/13/2010	91 69	60 92	30 77	LT	Y
1 0000 EXXON MOBIL CORP COMMON STOCK - 30231G102 - MINOR = 50							
SOLD		05/16/2013	90 65				
ACQ	1 0000	09/13/2010	90 65	60 92	29 73	LT	Y
3 0000 EXXON MOBIL CORP COMMON STOCK - 30231G102 - MINOR = 50							
SOLD		05/16/2013	271 97				
ACQ	3 0000	09/13/2010	271 97	182 76	89 21	LT	Y
5 0000 EXXON MOBIL CORP COMMON STOCK - 30231G102 - MINOR = 50							
SOLD		05/16/2013	453.29				
ACQ	2 0000	09/13/2010	181 32	121 84	59 48	LT	Y
	3 0000	06/21/2012	271 97	247 08	24 89	ST	
7 0000 EXXON MOBIL CORP COMMON STOCK - 30231G102 - MINOR = 50							
SOLD		06/04/2013	635.54				
ACQ	7 0000	06/21/2012	635.54	576 51	59 03	ST	
1 0000 FACTSET RESEARCH SYSTEMS INC - 303075105 - MINOR = 50							
SOLD		07/25/2013	109 63				
ACQ	1 0000	09/28/2011	109.63	91 05	18 58	LT	
4 0000 FAIR ISSAC CORP - 303250104 - MINOR = 50							
SOLD		05/08/2013	192 95				
ACQ	4 0000	03/30/2009	192 95	53 68	139 27	LT	Y
4 0000 FAIR ISSAC CORP - 303250104 - MINOR = 50							
SOLD		07/25/2013	204 19				
ACQ	4 0000	03/30/2009	204.19	53.68	150 51	LT	Y
7000 0000 FEDERAL HOME LN MTG CORP 4.875% 11/15/20 - 3134A4UK8 - MINOR = 32							
SOLD		11/15/2013	7000.00				
ACQ	7000 0000	12/20/2012	7000.00	7295 54	-295 54	ST	Y
1000 0000 FEDERAL NATL MTG ASSN 4 625% 10/15/2014 - 31359M3J8 - MINOR = 32							
SOLD		07/26/2013	1053.48				
ACQ	1000 0000	02/09/2012	1053.48	1111.21	-57.73	LT	Y

ACCT E02T 4045006504  
 FROM 01/01/2013  
 TO 12/31/2013

COMERICA BANK & TRUST NA  
 STATEMENT OF CAPITAL GAINS AND LOSSES  
 ST PIERRE FOUNDATION-EV

RUN 02/09/2014  
 12 09 06 PM

TRUST YEAR ENDING 12/31/2013

TAX PREPARER 3754  
 TRUST ADMINISTRATOR 1520  
 INVESTMENT OFFICER 6686

LEGEND. F - FEDERAL S - STATE I - INHERITED  
 E - EXEMPT FROM STATE U - ACQ COST UNKNOWN

PROPERTY DESCRIPTION	SHARES	DATE	SALES PRICE	COST BASIS	GAIN/LOSS	TERM	NC
1000 0000 FEDERAL NATL MTG ASSN		875 12/20/2017 - 3135G0RT2 - MINOR = 32					
SOLD		08/05/2013	979 14				
ACQ	1000 0000	11/02/2012	979.14	999 17	-20 03	ST	Y
5 0000 FEDEX CORP - 31428X106 - MINOR = 50							
SOLD		03/26/2013	488 54				
ACQ	5 0000	06/01/2012	488.54	426.49	62.05	ST	
2 0000 FIFTH THIRD BANCORP COM - 316773100 - MINOR = 50							
SOLD		01/28/2013	32.35				
ACQ	2 0000	09/28/2010	32.35	23 92	8 43	LT	Y
43 0000 FIFTH THIRD BANCORP COM - 316773100 - MINOR = 50							
SOLD		01/28/2013	695.70				
ACQ	43 0000	08/10/2009	695.70	417 10	278 60	LT	Y
3 0000 FLUOR CORP - 343412102 - MINOR = 50							
SOLD		05/08/2013	185 39				
ACQ	3 0000	03/31/2011	185 39	220 84	-35 45	LT	
3 0000 FLUOR CORP - 343412102 - MINOR = 50							
SOLD		07/25/2013	186 71				
ACQ	3 0000	03/31/2011	186 71	220 84	-34 13	LT	
4 0000 FLOWSERVE CORP - 34354P105 - MINOR = 50							
SOLD		07/25/2013	229.07				
ACQ	1 0000	04/01/2009	57.27	19 16	38 11	LT	Y
	3 0000	09/28/2011	171 80	78 06	93 74	LT	
7 0000 FOMENTO ECONOMIC MEX SPON ADR 1 UNIT (UNIT CONSISTS OF 1 SER B - 344419106 - MINOR = 54							
SOLD		05/13/2013	805 51				
ACQ	6 0000	03/30/2009	690 44	147 18	543 26	LT	Y
	1 0000	09/28/2011	115 07	64 90	50 17	LT	
2 0000 FOMENTO ECONOMIC MEX SPON ADR 1 UNIT (UNIT CONSISTS OF 1 SER B - 344419106 - MINOR = 54							
SOLD		07/25/2013	201 93				
ACQ	2 0000	03/30/2009	201 93	49 06	152 87	LT	Y
11 0000 FOREST CITY ENTERPRISES INC CL A - 345550107 - MINOR = 50							
SOLD		07/25/2013	199 53				
ACQ	11 0000	03/30/2009	199 53	38 60	160.93	LT	Y
9 0000 FREEPORT-MCMORAN COPPER & GOLD, INC CL B - 35671D857 - MINOR = 50							
SOLD		07/25/2013	259.83				
ACQ	9 0000	05/15/2009	259 83	202 70	57.13	LT	Y
52 0000 GAP INC - 364760108 - MINOR = 50							
SOLD		02/13/2013	1655 92				
ACQ	52 0000	03/28/2012	1655.92	1366 55	289 37	ST	
2 0000 GARTNER GROUP INC CL A - 366651107 - MINOR = 50							
SOLD		07/25/2013	122 75				
ACQ	2 0000	05/15/2013	122 75	116 95	5 80	ST	
5 0000 GENERAL DYNAMICS CORP - 369550108 - MINOR = 50							
SOLD		03/26/2013	350 96				
ACQ	5 0000	04/01/2009	350.96	209 85	141 11	LT	Y
5 0000 GENERAL ELECTRIC CO - 369604103 - MINOR = 50							
SOLD		07/25/2013	123 29				
ACQ	5 0000	04/18/2012	123.29	95 49	27.80	LT	
10 0000 GENERAL ELECTRIC CO - 369604103 - MINOR = 50							
SOLD		07/25/2013	246.59				
ACQ	10 0000	04/18/2012	246 59	190 98	55 61	LT	
3 0000 GENERAL ELECTRIC CO - 369604103 - MINOR = 50							
SOLD		08/19/2013	71.61				
ACQ	3 0000	04/18/2012	71 61	57 30	14 31	LT	
8 0000 GENERAL ELECTRIC CO - 369604103 - MINOR = 50							
SOLD		08/19/2013	190 97				
ACQ	5 0000	09/28/2011	119 36	77 39	41 97	LT	
	3 0000	04/18/2012	71 61	57 29	14 32	LT	
8 0000 GENTEX CORP - 371901109 - MINOR = 50							
SOLD		05/08/2013	196 26				
ACQ	8 0000	07/08/2011	196.26	250 54	-54 28	LT	
8 0000 GENTEX CORP - 371901109 - MINOR = 50							
SOLD		07/25/2013	177 27				
ACQ	8 0000	05/04/2011	177 27	247.01	-69 74	LT	
7 0000 GENTEX CORP - 371901109 - MINOR = 50							
SOLD		11/13/2013	204 53				
ACQ	7 0000	05/04/2011	204.53	216 14	-11 61	LT	
5 0000 GILEAD SCIENCES INC - 375558103 - MINOR = 50							
SOLD		07/25/2013	304 94				
ACQ	5 0000	05/11/2012	304 94	129 92	175 02	LT	
2 0000 GOLDMAN SACHS GROUP INC - 38141G104 - MINOR = 50							
SOLD		05/30/2013	329 09				
ACQ	2 0000	04/01/2009	329 09	218 29	110 80	LT	Y
3 0000 GOLDMAN SACHS GROUP INC - 38141G104 - MINOR = 50							
SOLD		07/25/2013	496 52				
ACQ	3 0000	03/30/2009	496 52	304 91	191 61	LT	Y
1 0000 GOLDMAN SACHS GROUP INC - 38141G104 - MINOR = 50							
SOLD		10/11/2013	159 30				
ACQ	1 0000	06/04/2013	159.30	161 54	-2 24	ST	
2 0000 GOLDMAN SACHS GROUP INC - 38141G104 - MINOR = 50							
SOLD		10/11/2013	318 60				
ACQ	2 0000	06/04/2013	318 60	323 07	-4 47	ST	
4 0000 GOLDMAN SACHS GROUP INC - 38141G104 - MINOR = 50							
SOLD		10/11/2013	637.23				
ACQ	1 0000	03/30/2009	159 31	101 63	57.67	LT	Y
	2 0000	09/12/2012	318 61	236 18	82 43	LT	
	1 0000	06/04/2013	159 31	161 53	-2.22	ST	

ACCT E02T 4045006504  
 FROM 01/01/2013  
 TO 12/31/2013

COMERICA BANK & TRUST NA  
 STATEMENT OF CAPITAL GAINS AND LOSSES  
 ST PIERRE FOUNDATION-EV

PAGE 159

RUN 02/09/2014  
 12 09 06 PM

TRUST YEAR ENDING 12/31/2013

TAX PREPARER 3754  
 TRUST ADMINISTRATOR 1520  
 INVESTMENT OFFICER 6686

LEGEND. F - FEDERAL S - STATE I - INHERITED  
 E - EXEMPT FROM STATE U - ACQ COST UNKNOWN

PROPERTY DESCRIPTION	SHARES	DATE	SALES PRICE	COST BASIS	GAIN/LOSS	TERM	NC
1 0000 GOOGLE INC CL A - 38259P508 - MINOR = 50							
SOLD		03/19/2013	810 41				
ACQ	1 0000	01/05/2007	810 41	482 79	327 62	LT	Y
1.0000 GOOGLE INC CL A - 38259P508 - MINOR = 50							
SOLD		03/19/2013	810 41				
ACQ	1.0000	01/05/2007	810 41	482.78	327.63	LT	Y
2 0000 GRACO INC - 384109104 - MINOR = 50							
SOLD		07/25/2013	138.21				
ACQ	2 0000	03/30/2009	138 21	33 92	104 29	LT	Y
2 0000 HCC INS HLDGS INC - 404132102 - MINOR = 50							
SOLD		05/30/2013	85 26				
ACQ	2 0000	01/20/2012	85 26	56 79	28 47	LT	
2 0000 HCC INS HLDGS INC - 404132102 - MINOR = 50							
SOLD		05/30/2013	85 26				
ACQ	2 0000	01/20/2012	85 26	56 79	28 47	LT	
4 0000 HCC INS HLDGS INC - 404132102 - MINOR = 50							
SOLD		07/25/2013	180.43				
ACQ	4 0000	01/20/2012	180 43	113 58	66 85	LT	
3 0000 HSBC HOLDINGS PLC-SPONS ADR - 404280406 - MINOR = 54							
SOLD		05/08/2013	171.14				
ACQ	3 0000	03/15/2011	171 14	157 30	13 84	LT	
4 0000 HSBC HOLDINGS PLC-SPONS ADR - 404280406 - MINOR = 54							
SOLD		07/25/2013	276 83				
ACQ	4 0000	03/15/2011	226 83	209 74	17 09	LT	
3 0000 HAIN CELESTIAL GROUP INC - 405217100 - MINOR = 50							
SOLD		07/25/2013	224 03				
ACQ	3 0000	03/21/2013	224 03	183 99	40 04	ST	
3 0000 HENRY JACK & ASSOC INC - 426281101 - MINOR = 50							
SOLD		07/25/2013	143 96				
ACQ	3 0000	03/30/2009	143 96	48 20	95.76	LT	Y
3 0000 HITACHI LTD 10 COM ADR - 433578507 - MINOR = 54							
SOLD		05/30/2013	203 39				
ACQ	3 0000	03/25/2011	203.39	153 24	50.15	LT	
3 0000 HONDA MOTOR NEW ADR - 438128308 - MINOR = 54							
SOLD		07/25/2013	116 39				
ACQ	3.0000	02/17/2010	116.39	103 47	12.92	LT	Y
3.0000 HONDA MOTOR NEW ADR - 438128308 - MINOR = 54							
SOLD		07/25/2013	116.39				
ACQ	3 0000	02/17/2010	116 39	103.47	12.92	LT	Y
3 0000 HONEYWELL INTERNATIONAL INC - 438516106 - MINOR = 50							
SOLD		05/08/2013	232 23				
ACQ	3 0000	02/10/2012	232.23	177.69	54 54	LT	
2 0000 HONEYWELL INTERNATIONAL INC - 438516106 - MINOR = 50							
SOLD		07/25/2013	165 61				
ACQ	2 0000	02/10/2012	165 61	118 46	47.15	LT	
6 0000 HUMANA INC - 444859102 - MINOR = 50							
SOLD		04/15/2013	456 67				
ACQ	6 0000	01/28/2013	456 67	447 76	8 91	ST	
4 0000 HUNT JB TRANS SVCS INC - 445658107 - MINOR = 50							
SOLD		04/08/2013	295.65				
ACQ	4 0000	12/15/2010	295 65	157.14	138 51	LT	Y
3 0000 HUNT JB TRANS SVCS INC - 445658107 - MINOR = 50							
SOLD		05/30/2013	223 19				
ACQ	3 0000	12/15/2010	223 19	117 85	105 34	LT	Y
3 0000 IDEX CORP - 45167R104 - MINOR = 50							
SOLD		05/30/2013	165.89				
ACQ	3 0000	03/30/2009	165 89	64.64	101 25	LT	Y
3 0000 IDEX CORP - 45167R104 - MINOR = 50							
SOLD		07/25/2013	178.56				
ACQ	3 0000	03/30/2009	178 56	64 65	113 91	LT	Y
5 0000 IBM CORP - 459200101 - MINOR = 50							
SOLD		05/10/2013	1019.79				
ACQ	3 0000	04/01/2009	611 87	292 11	319 76	LT	Y
	2 0000	06/17/2011	407 92	329 16	78 76	LT	
3 0000 IBM CORP - 459200101 - MINOR = 50							
SOLD		06/19/2013	607 47				
ACQ	3 0000	04/01/2009	607 47	292 11	315 36	LT	Y
1 0000 IBM CORP - 459200101 - MINOR = 50							
SOLD		07/25/2013	197.09				
ACQ	1 0000	04/01/2009	197 09	97 37	99 72	LT	Y
5 0000 IBM CORP - 459200101 - MINOR = 50							
SOLD		10/17/2013	872.35				
ACQ	3 0000	09/02/2005	523 41	238 66	284.75	LT	Y
	2 0000	04/01/2009	348 94	194.74	154 20	LT	Y
2 0000 J P MORGAN CHASE & CO - 46625H100 - MINOR = 50							
SOLD		05/08/2013	99 53				
ACQ	2 0000	08/25/2011	99 53	71 30	28 23	LT	
2 0000 J P MORGAN CHASE & CO - 46625H100 - MINOR = 50							
SOLD		05/08/2013	99 53				
ACQ	2.0000	08/25/2011	99.53	71 30	28.23	LT	
5 0000 J P MORGAN CHASE & CO - 46625H100 - MINOR = 50							
SOLD		05/08/2013	248 84				
ACQ	1 0000	08/25/2011	49 77	35 65	14 12	LT	
	4 0000	09/28/2011	199 07	122 39	76 68	LT	

ACGT E02T 4045006504  
 FROM 01/01/2013  
 TO 12/31/2013

COMERICA BANK & TRUST NA  
 STATEMENT OF CAPITAL GAINS AND LOSSES  
 ST PIERRE FOUNDATION-EV

PAGE 160

RUN 02/09/2014  
 12.09 06 PM

TRUST YEAR ENDING 12/31/2013

TAX PREPARER 3754  
 TRUST ADMINISTRATOR 1520  
 INVESTMENT OFFICER 6686

LEGEND. F - FEDERAL S - STATE I - INHERITED  
 E - EXEMPT FROM STATE U - ACQ COST UNKNOWN

PROPERTY DESCRIPTION	SHARES	DATE	SALES PRICE	COST BASIS	GAIN/LOSS	TERM	NC
4 0000 J P MORGAN CHASE & CO - 46625H100 - MINOR = 50							
SOLD		05/30/2013	222.72				
ACQ	2 0000	04/01/2009	111.36	54.98	56.38	LT	Y
	2 0000	09/28/2011	111.36	61.19	50.17	LT	
6 0000 J P MORGAN CHASE & CO - 46625H100 - MINOR = 50							
SOLD		07/25/2013	338.15				
ACQ	6 0000	06/11/2012	338.15	198.04	140.11	LT	
5 0000 JACOBS ENGR GROUP INC - 469814107 - MINOR = 50							
SOLD		04/08/2013	269.00				
ACQ	5 0000	09/28/2011	269.00	169.05	99.95	LT	
3.0000 JACOBS ENGR GROUP INC - 469814107 - MINOR = 50							
SOLD		05/30/2013	171.41				
ACQ	2 0000	07/07/2004	114.27	39.13	75.14	LT	Y
	1 0000	09/28/2011	57.14	33.81	23.33	LT	
8 0000 JACOBS ENGR GROUP INC - 469814107 - MINOR = 50							
SOLD		10/22/2013	484.40				
ACQ	8 0000	07/07/2004	484.40	156.50	327.90	LT	Y
24 0000 JOHNSON & JOHNSON - 478160104 - MINOR = 50							
SOLD		03/19/2013	1891.44				
ACQ	5 0000	04/01/2009	394.05	263.89	130.16	LT	Y
	12 0000	05/28/2010	945.72	702.24	243.48	LT	Y
	3 0000	08/12/2010	236.43	175.66	60.77	LT	Y
	4 0000	09/28/2011	315.24	253.62	61.62	LT	
6 0000 KAO CORP-SPONSORED ADR - 485537302 - MINOR = 54							
SOLD		05/30/2013	190.37				
ACQ	6 0000	10/24/2012	190.37	170.26	20.11	ST	
4 0000 KAO CORP-SPONSORED ADR - 485537302 - MINOR = 54							
SOLD		08/12/2013	128.44				
ACQ	4 0000	10/24/2012	128.44	113.51	14.93	ST	
21 0000 KAO CORP-SPONSORED ADR - 485537302 - MINOR = 54							
SOLD		08/13/2013	689.11				
ACQ	21 0000	10/24/2012	689.11	595.92	93.19	ST	
9 0000 KEPPEL LTD ADR - 492051305 - MINOR = 54							
SOLD		05/08/2013	157.31				
ACQ	9 0000	09/28/2011	157.31	110.70	46.61	LT	
16 0000 KEPPEL LTD ADR - 492051305 - MINOR = 54							
SOLD		07/25/2013	269.45				
ACQ	4 0000	03/30/2009	67.36	23.47	43.89	LT	Y
	12 0000	09/28/2011	202.09	147.60	54.49	LT	
9.0000 KEPPEL LTD ADR - 492051305 - MINOR = 54							
SOLD		11/05/2013	154.88				
ACQ	9 0000	03/30/2009	154.88	52.81	102.07	LT	Y
36 0000 KEPPEL LTD ADR - 492051305 - MINOR = 54							
SOLD		11/06/2013	624.15				
ACQ	36 0000	03/30/2009	624.15	211.23	412.92	LT	Y
5 0000 KEYCORP (NEW) - 493267108 - MINOR = 50							
SOLD		05/30/2013	54.42				
ACQ	5 0000	11/01/2010	54.42	40.89	13.53	LT	Y
15 0000 KEYCORP (NEW) - 493267108 - MINOR = 50							
SOLD		05/30/2013	163.27				
ACQ	15 0000	11/01/2010	163.27	122.67	40.60	LT	Y
58 0000 KEYCORP (NEW) - 493267108 - MINOR = 50							
SOLD		11/20/2013	738.09				
ACQ	52 0000	01/26/2010	661.74	360.36	301.38	LT	Y
	6 0000	11/01/2010	76.35	49.07	27.28	LT	Y
3 0000 KIRBY CORP - 497266106 - MINOR = 50							
SOLD		05/08/2013	230.42				
ACQ	3 0000	03/30/2009	230.42	78.06	152.36	LT	Y
3.0000 KIRBY CORP - 497266106 - MINOR = 50							
SOLD		07/25/2013	245.21				
ACQ	3 0000	06/25/2012	245.21	136.23	108.98	LT	
11 0000 KRAFT FOODS GROUP INC - 50076Q106 - MINOR = 50							
SOLD		03/26/2013	564.44				
ACQ	6 0000	08/24/2010	307.88	185.64	122.24	LT	Y
	1 3330	09/28/2011	68.40	48.06	20.34	LT	
	3 6670	10/03/2012	188.16	169.05	19.11	ST	
1 0000 KRAFT FOODS GROUP INC - 50076Q106 - MINOR = 50							
SOLD		07/25/2013	56.98				
ACQ	1 0000	06/29/2012	56.98	40.51	16.47	LT	
1 0000 KRAFT FOODS GROUP INC - 50076Q106 - MINOR = 50							
SOLD		07/25/2013	56.98				
ACQ	1 0000	06/29/2012	56.98	40.51	16.47	LT	
1.0000 KRAFT FOODS GROUP INC - 50076Q106 - MINOR = 50							
SOLD		07/25/2013	56.98				
ACQ	1.0000	06/29/2012	56.98	40.51	16.47	LT	
1 0000 KRAFT FOODS GROUP INC - 50076Q106 - MINOR = 50							
SOLD		07/25/2013	56.98				
ACQ	.3340	06/29/2012	19.03	13.53	5.50	LT	
	6660	10/03/2012	37.95	30.70	7.25	ST	
7 0000 KRAFT FOODS GROUP INC - 50076Q106 - MINOR = 50							
SOLD		12/27/2013	376.03				
ACQ	7 0000	10/03/2012	376.03	322.70	53.33	LT	
7 0000 LKQ CORP - 501889208 - MINOR = 50							
SOLD		05/08/2013	173.59				
ACQ	7.0000	04/01/2009	173.59	49.31	124.28	LT	Y

ACCT E02T 4045006504  
 FROM 01/01/2013  
 TO 12/31/2013

COMERICA BANK & TRUST NA  
 STATEMENT OF CAPITAL GAINS AND LOSSES  
 ST PIERRE FOUNDATION-EV

PAGE 161

RUN 02/09/2014  
 12 09 06 PM

TRUST YEAR ENDING 12/31/2013

TAX PREPARER 3754  
 TRUST ADMINISTRATOR. 1520  
 INVESTMENT OFFICER. 6686

LEGEND: F - FEDERAL S - STATE I - INHERITED  
 E - EXEMPT FROM STATE U - ACQ COST UNKNOWN

PROPERTY DESCRIPTION	SHARES	DATE	SALES PRICE	COST BASIS	GAIN/LOSS	TERM	NC
6 0000 LKQ CORP - 501889208 - MINOR = 50							
SOLD		07/25/2013	157.07				
ACQ	6.0000	04/01/2009	157.07	42.26	114.81	LT	Y
6 0000 LKQ CORP - 501889208 - MINOR = 50							
SOLD		07/25/2013	157.07				
ACQ	6 0000	04/01/2009	157.07	42.26	114.81	LT	Y
11 0000 LKQ CORP - 501889208 - MINOR = 50							
SOLD		09/18/2013	352.05				
ACQ	11 0000	04/01/2009	352.05	77.48	274.57	LT	Y
6 0000 LVMH MOET HENNESSY LOUIS VUITTON ADR - 502441306 - MINOR = 54							
SOLD		07/25/2013	208.85				
ACQ	6 0000	11/10/2010	208.85	195.47	13.38	LT	Y
14 0000 LVMH MOET HENNESSY LOUIS VUITTON ADR - 502441306 - MINOR = 54							
SOLD		10/22/2013	532.89				
ACQ	14 0000	11/10/2010	532.89	456.11	76.78	LT	Y
12.0000 LAFARGE S A SPONSORED ADR - 505861401 - MINOR = 54							
SOLD		07/25/2013	196.91				
ACQ	12 0000	04/30/2013	196.91	193.08	3.83	ST	
3 0000 LAUDER ESTEE COS INC - 518439104 - MINOR = 50							
SOLD		05/08/2013	210.21				
ACQ	3 0000	05/12/2011	210.21	152.10	58.11	LT	
14 0000 LAUDER ESTEE COS INC - 518439104 - MINOR = 50							
SOLD		06/21/2013	919.63				
ACQ	14 0000	05/12/2011	919.63	709.77	209.86	LT	
3 0000 LAUDER ESTEE COS INC - 518439104 - MINOR = 50							
SOLD		07/25/2013	196.19				
ACQ	3 0000	05/12/2011	196.19	152.10	44.09	LT	
5 0000 LOWES COS INC - 548661107 - MINOR = 50							
SOLD		05/30/2013	213.64				
ACQ	5 0000	08/30/2012	213.64	140.84	72.80	ST	
13 0000 LOWES COS INC - 548661107 - MINOR = 50							
SOLD		11/20/2013	614.54				
ACQ	13 0000	08/30/2012	614.54	366.17	248.37	LT	
6000 0000 LOWES 1 6254 04/15/2017-2017 - 548661CY1 - MINOR = 45							
SOLD		04/02/2013	6132.72				
ACQ	4000 0000	04/16/2012	4088.48	3996.56	91.92	ST	Y
	2000 0000	04/17/2012	2044.24	2004.14	40.10	ST	Y
3 0000 LULULEMON ATHLETICA INC - 550021109 - MINOR = 54							
SOLD		05/30/2013	233.92				
ACQ	3.0000	04/08/2013	233.92	197.08	36.84	ST	
7 0000 LULULEMON ATHLETICA INC - 550021109 - MINOR = 54							
SOLD		06/04/2013	564.24				
ACQ	7 0000	04/08/2013	564.24	459.84	104.40	ST	
3 0000 LULULEMON ATHLETICA INC - 550021109 - MINOR = 54							
SOLD		07/25/2013	207.20				
ACQ	3.0000	06/12/2012	207.20	192.73	14.47	LT	
3 0000 MACYS INC - 55616P104 - MINOR = 50							
SOLD		07/25/2013	143.99				
ACQ	3 0000	02/29/2012	143.99	114.05	29.94	LT	
3 0000 MAGNA INTERNATIONAL CL A - 559222401 - MINOR = 54							
SOLD		07/25/2013	229.91				
ACQ	3 0000	02/22/2013	229.91	157.08	72.83	ST	
12 0000 MARATHON OIL CORP - 565849106 - MINOR = 50							
SOLD		03/26/2013	408.50				
ACQ	12 0000	02/22/2012	408.50	413.29	-4.79	LT	
16 0000 MARATHON OIL CORP - 565849106 - MINOR = 50							
SOLD		03/26/2013	544.68				
ACQ	16 0000	03/19/2013	544.68	542.09	2.59	ST	
9 0000 MARATHON OIL CORP - 565849106 - MINOR = 50							
SOLD		07/25/2013	331.64				
ACQ	9 0000	05/11/2012	331.64	235.70	95.94	LT	
1 0000 MARKEL CORP (HOLDING CO) - 570535104 - MINOR = 50							
SOLD		08/26/2013	519.58				
ACQ	1 0000	04/01/2009	519.58	281.32	238.26	LT	Y
2 0000 MERCK & CO INC NEW - 58933Y105 - MINOR = 50							
SOLD		05/30/2013	94.24				
ACQ	2 0000	01/26/2012	94.24	77.40	16.84	LT	
7 0000 MERCK & CO INC NEW - 58933Y105 - MINOR = 50							
SOLD		05/30/2013	329.85				
ACQ	3 0000	01/26/2012	141.36	116.09	25.27	LT	
	4 0000	04/18/2012	188.49	153.67	34.82	LT	
6 0000 MERCK & CO INC NEW - 58933Y105 - MINOR = 50							
SOLD		07/25/2013	288.61				
ACQ	2 0000	03/21/2012	96.20	75.52	20.68	LT	
	4 0000	04/18/2012	192.41	153.67	38.74	LT	
4 0000 METLIFE INC - 59156R108 - MINOR = 50							
SOLD		07/25/2013	195.64				
ACQ	4 0000	07/12/2013	195.64	196.05	-0.41	ST	
1 0000 METTLER-TOLEDO INTL INC - 592688105 - MINOR = 50							
SOLD		05/30/2013	224.75				
ACQ	1 0000	03/30/2009	224.75	50.50	174.25	LT	Y
12 0000 MICROSOFT CORP - 594918104 - MINOR = 50							
SOLD		05/08/2013	397.31				
ACQ	12 0000	04/01/2009	397.31	228.81	168.50	LT	Y

ACCT E02T 4045006504  
 FROM 01/01/2013  
 TO 12/31/2013

COMERICA BANK & TRUST NA  
 STATEMENT OF CAPITAL GAINS AND LOSSES  
 ST PIERRE FOUNDATION-EV

RUN 02/09/2014  
 12 09 06 PM

TRUST YEAR ENDING 12/31/2013

TAX PREPARER 3754  
 TRUST ADMINISTRATOR 1520  
 INVESTMENT OFFICER 6686

LEGEND: F - FEDERAL S - STATE I - INHERITED  
 E - EXEMPT FROM STATE U - ACQ COST UNKNOWN

PROPERTY DESCRIPTION	SHARES	DATE	SALES PRICE	COST BASIS	GAIN/LOSS	TERM	NC
4 0000 MICROSOFT CORP - 594918104 - MINOR = 50							
SOLD		07/25/2013	125 32				
ACQ	4 0000	04/01/2009	125.32	76 27	49.05	LT	Y
5 0000 MICROSOFT CORP - 594918104 - MINOR = 50							
SOLD		07/25/2013	156 66				
ACQ	5 0000	04/01/2009	156 66	95 34	61 32	LT	Y
13 0000 MICROSOFT CORP - 594918104 - MINOR = 50							
SOLD		08/14/2013	420.46				
ACQ	13 0000	04/01/2009	420 46	247 88	172.58	LT	Y
29 0000 MICROSOFT CORP - 594918104 - MINOR = 50							
SOLD		10/17/2013	1012 37				
ACQ	13 0000	04/01/2009	453.82	247.88	205.94	LT	Y
	16 0000	03/19/2013	558 55	449 49	109.06	ST	
1 0000 MITSUI & CO LTD ADR - 606827202 - MINOR = 54							
SOLD		11/26/2013	276.47				
ACQ	1 0000	06/30/2009	276.47	235 90	40 57	LT	Y
2 0000 MITSUI & CO LTD ADR - 606827202 - MINOR = 54							
SOLD		11/26/2013	552 95				
ACQ	2 0000	04/01/2009	552 95	426 36	126 59	LT	Y
2 0000 MITSUI & CO LTD ADR - 606827202 - MINOR = 54							
SOLD		11/26/2013	552 95				
ACQ	2 0000	03/30/2009	552 95	408 50	144 45	LT	Y
6 0000 MONDELEZ INTL INC - 609207105 - MINOR = 50							
SOLD		05/30/2013	177 88				
ACQ	2 0000	08/24/2010	59 29	38 16	21 13	LT	Y
	4 0000	09/28/2011	118 59	98 90	29 69	LT	
4 0000 MONDELEZ INTL INC - 609207105 - MINOR = 50							
SOLD		07/25/2013	124 67				
ACQ	4 0000	06/29/2012	124 67	99 94	24 73	LT	
5 0000 MONDELEZ INTL INC - 609207105 - MINOR = 50							
SOLD		07/25/2013	155 84				
ACQ	5 0000	06/29/2012	155 84	124 92	30 92	LT	
17 0000 MONDELEZ INTL INC - 609207105 - MINOR = 50							
SOLD		12/05/2013	583 35				
ACQ	16 0000	08/24/2010	549 04	305 24	243 80	LT	Y
	1 0000	06/29/2012	34 31	24 98	9 33	LT	
2 0000 MONSANTO CO - 61166W101 - MINOR = 50							
SOLD		05/08/2013	216 49				
ACQ	2 0000	11/28/2012	216 49	182 64	33 85	ST	
3 0000 MONSANTO CO - 61166W101 - MINOR = 50							
SOLD		07/25/2013	302 25				
ACQ	3 0000	11/28/2012	302.25	273.96	28 29	ST	
9 0000 MORGAN STANLEY - 617446448 - MINOR = 50							
SOLD		07/25/2013	249 38				
ACQ	9 0000	06/19/2013	249.38	235 53	13 85	ST	
1 0000 MORNINGSTAR INC - 617700109 - MINOR = 50							
SOLD		05/30/2013	68 98				
ACQ	1 0000	09/28/2011	68.98	56 66	12 32	LT	
2 0000 MORNINGSTAR INC - 617700109 - MINOR = 50							
SOLD		05/30/2013	137.97				
ACQ	2 0000	09/28/2011	137 97	113 32	24.65	LT	
3 0000 MORNINGSTAR INC - 617700109 - MINOR = 50							
SOLD		07/25/2013	226 49				
ACQ	2 0000	04/01/2009	150 99	66 50	84 49	LT	Y
	1 0000	09/28/2011	75 50	56 66	18 84	LT	
10 0000 NATIONAL GRID PLC ADR - 636274300 - MINOR = 54							
SOLD		04/15/2013	607 98				
ACQ	10 0000	11/21/2011	607 98	497 95	110 03	LT	
11 0000 NATIONAL GRID PLC ADR - 636274300 - MINOR = 54							
SOLD		04/15/2013	668.78				
ACQ	6 0000	11/21/2011	364 79	298 77	66 02	LT	
	5 0000	01/26/2012	303 99	243 88	60 11	LT	
1 0000 NATIONAL GRID PLC ADR - 636274300 - MINOR = 54							
SOLD		07/25/2013	58 86				
ACQ	1 0000	01/26/2012	58 86	48 78	10 08	LT	
2 0000 NATIONAL GRID PLC ADR - 636274300 - MINOR = 54							
SOLD		07/25/2013	117 73				
ACQ	2 0000	01/26/2012	117 73	97 55	20 18	LT	
5 0000 NATIONAL-OILWELL INC - 637071101 - MINOR = 50							
SOLD		04/15/2013	330 41				
ACQ	5 0000	08/08/2012	330 41	382.13	-51 72	ST	
1 0000 NATIONAL-OILWELL INC - 637071101 - MINOR = 50							
SOLD		07/12/2013	72 89				
ACQ	1 0000	08/08/2012	72.89	76 43	-3 54	ST	
1 0000 NATIONAL-OILWELL INC - 637071101 - MINOR = 50							
SOLD		07/12/2013	72 89				
ACQ	1 0000	06/21/2012	72 89	64 44	8 45	LT	
5 0000 NATIONAL-OILWELL INC - 637071101 - MINOR = 50							
SOLD		07/12/2013	364.47				
ACQ	5 0000	06/21/2012	364.47	322 18	42.29	LT	
6 0000 NATIONAL-OILWELL INC - 637071101 - MINOR = 50							
SOLD		11/04/2013	484 20				
ACQ	1 0000	06/21/2012	80 70	64 44	16.26	LT	
	5 0000	03/26/2013	403 50	347 27	56 23	ST	

ACCT E02T 4045006504  
 FROM 01/01/2013  
 TO 12/31/2013

COMERICA BANK & TRUST NA  
 STATEMENT OF CAPITAL GAINS AND LOSSES  
 ST PICRRE FOUNDATION-EV

PAGE 163

RUN 02/09/2014  
 12 09 06 PH

TRUST YEAR ENDING 12/31/2013

TAX PREPARER 3754  
 TRUST ADMINISTRATOR 1520  
 INVESTMENT OFFICER 6686

LEGEND. F - FEDERAL S - STATE I - INHERITED  
 E - EXEMPT FROM STATE U - ACQ COST UNKNOWN

PROPERTY DESCRIPTION	SHARES	DATE	SALES PRICE	COST BASIS	GAIN/LOSS	TERM	NC
1 0000 NESTLE SA SPONSORED ADR - 641069406 - MINOR = 54							
SOLD		05/08/2013	71.37				
ACQ	1.0000	09/28/2011	71.37	54.81	16.56	LT	
2 0000 NESTLE SA SPONSORED ADR - 641069406 - MINOR = 54							
SOLD		05/08/2013	142.75				
ACQ	2.0000	09/28/2011	142.75	109.62	33.13	LT	
13 0000 NESTLE SA SPONSORED ADR - 641069406 - MINOR = 54							
SOLD		06/06/2013	869.03				
ACQ	8.0000	03/30/2009	534.79	260.32	274.47	LT	Y
	5.0000	09/28/2011	334.24	274.05	60.19	LT	
4 0000 NESTLE SA SPONSORED ADR - 641069406 - MINOR = 54							
SOLD		07/25/2013	269.99				
ACQ	4.0000	03/30/2009	269.99	130.16	139.83	LT	Y
2 0000 NEXTERA ENERGY INC - 65339F101 - MINOR = 50							
SOLD		05/30/2013	151.59				
ACQ	2.0000	04/18/2012	151.59	125.53	26.06	LT	
1 0000 NEXTERA ENERGY INC - 65339F101 - MINOR = 50							
SOLD		07/25/2013	83.94				
ACQ	1.0000	07/12/2012	83.94	68.55	15.39	LT	
1 0000 NEXTERA ENERGY INC - 65339F101 - MINOR = 50							
SOLD		07/25/2013	83.94				
ACQ	1.0000	07/12/2012	83.94	68.55	15.39	LT	
38 0000 NINTENDO CO LTD ADR - 654445303 - MINOR = 54							
SOLD		07/17/2013	641.83				
ACQ	38.0000	05/20/2013	641.83	5.21.79	120.04	ST	
26 0000 NINTENDO CO LTD ADR - 654445303 - MINOR = 54							
SOLD		07/18/2013	426.55				
ACQ	26.0000	05/20/2013	426.55	357.01	69.54	ST	
25 0000 NIPPON T & T CORP ADR - 654624105 - MINOR = 54							
SOLD		02/22/2013	568.47				
ACQ	25.0000	10/14/2011	568.47	632.01	-63.54	LT	
10 0000 NISSAN MTR LTD SPON ADR - 654744408 - MINOR = 54							
SOLD		05/08/2013	207.41				
ACQ	10.0000	12/16/2010	207.41	192.64	14.77	LT	Y
4 0000 NISSAN MTR LTD SPON ADR - 654744408 - MINOR = 54							
SOLD		07/25/2013	89.03				
ACQ	4.0000	12/16/2010	89.03	77.06	11.97	LT	Y
6 0000 NISSAN MTR LTD SPON ADR - 654744408 - MINOR = 54							
SOLD		07/25/2013	133.56				
ACQ	6.0000	12/16/2010	133.56	115.58	17.98	LT	Y
3 0000 NOVARTIS A G ADR - 66987V109 - MINOR = 54							
SOLD		07/25/2013	216.78				
ACQ	3.0000	04/01/2009	216.78	114.27	102.51	LT	Y
1 0000 NOVO NORDISK A S ADR - 670100205 - MINOR = 54							
SOLD		05/30/2013	166.36				
ACQ	1.0000	05/04/2012	166.36	147.40	18.96	LT	
1 0000 NOVO NORDISK A S ADR - 670100205 - MINOR = 54							
SOLD		07/25/2013	165.74				
ACQ	1.0000	05/04/2012	165.74	147.40	18.34	LT	
2 0000 O REILLY AUTOMOTIVE INC NEW - 67103H107 - MINOR = 50							
SOLD		05/08/2013	219.19				
ACQ	2.0000	09/28/2011	219.19	147.83	81.36	LT	
5 0000 O REILLY AUTOMOTIVE INC NEW - 67103H107 - MINOR = 50							
SOLD		05/15/2013	559.79				
ACQ	5.0000	03/30/2009	559.79	174.24	385.55	LT	Y
2 0000 OCCIDENTAL PETROLEUM CORP - 674599105 - MINOR = 50							
SOLD		04/15/2013	161.81				
ACQ	2.0000	08/08/2012	161.81	182.27	-20.46	ST	
3 0000 OCCIDENTAL PETROLEUM CORP - 674599105 - MINOR = 50							
SOLD		04/15/2013	242.73				
ACQ	3.0000	08/30/2012	242.73	253.15	-10.42	ST	
1 0000 OCCIDENTAL PETROLEUM CORP - 674599105 - MINOR = 50							
SOLD		05/08/2013	89.36				
ACQ	1.0000	09/28/2011	89.36	75.20	14.16	LT	
1 0000 OCCIDENTAL PETROLEUM CORP - 674599105 - MINOR = 50							
SOLD		05/08/2013	89.36				
ACQ	1.0000	09/28/2011	89.36	75.20	14.16	LT	
4 0000 OCCIDENTAL PETROLEUM CORP - 674599105 - MINOR = 50							
SOLD		07/25/2013	363.95				
ACQ	3.0000	03/30/2009	272.96	168.39	104.57	LT	Y
	1.0000	09/28/2011	90.99	75.20	15.79	LT	
1000 0000 OCCIDENTAL 1 75% 02/15/2017 - 674599CB9 - MINOR = 45							
SOLD		08/05/2013	1007.93				
ACQ	1000.0000	04/04/2012	1007.93	1007.22	0.71	LT	Y
9000 0000 OCCIDENTAL 1 75% 02/15/2017 - 674599CB9 - MINOR = 45							
SOLD		09/10/2013	8959.59				
ACQ	8000.0000	08/30/2011	7964.08	7962.40	1.68	LT	Y
	1000.0000	10/11/2011	995.51	985.67	9.84	LT	Y
4 0000 OCEANEERING INTL INC - 675232102 - MINOR = 50							
SOLD		07/18/2013	316.11				
ACQ	4.0000	04/01/2009	316.11	72.50	243.61	LT	Y
2 0000 OCEANEERING INTL INC - 675232102 - MINOR = 50							
SOLD		07/25/2013	160.65				
ACQ	2.0000	04/01/2009	160.65	36.25	124.40	LT	Y

ACCT E02T 4045006504  
 FROM 01/01/2013  
 TO 12/31/2013

COMERICA BANK & TRUST NA  
 STATEMENT OF CAPITAL GAINS AND LOSSES  
 ST PIERRE FOUNDATION-EV

RUN 02/09/2014  
 12 09 06 PM

TRUST YEAR ENDING 12/31/2013

TAX PREPARER: 3754  
 TRUST ADMINISTRATOR 1520  
 INVESTMENT OFFICER: 6686

LEGEND. F - FEDERAL S - STATE I - INHERITED  
 E - EXEMPT FROM STATE U - ACQ COST UNKNOWN

PROPERTY DESCRIPTION	SHARES	DATE	SALES PRICE	COST BASIS	GAIN/LOSS	TERM	NC
5 0000 OCWEN FINANCIAL CORP - 675746309 - MINOR = 50							
SOLD		07/25/2013	230.24				
ACQ	5 0000	06/04/2013	230.24	213.96	16.28	ST	
4 0000 LUKOIL OIL CO SPONS ADR - 677862104 - MINOR = 54							
SOLD		07/25/2013	244.91				
ACQ	4 0000	09/28/2011	244.91	200.36	44.55	LT	
9 0000 ORACLE CORPORATION - 68389X105 - MINOR = 50							
SOLD		05/02/2013	303.69				
ACQ	9 0000	03/19/2013	303.69	320.38	-16.69	ST	
2 0000 ORACLE CORPORATION - 68389X105 - MINOR = 50							
SOLD		05/30/2013	68.88				
ACQ	2 0000	03/19/2013	68.88	71.19	-2.31	ST	
4 0000 ORACLE CORPORATION - 68389X105 - MINOR = 50							
SOLD		05/30/2013	137.77				
ACQ	4 0000	02/24/2010	137.77	99.04	38.73	LT	Y
5 0000 ORACLE CORPORATION - 68389X105 - MINOR = 50							
SOLD		07/25/2013	161.66				
ACQ	5 0000	02/24/2010	161.66	123.80	37.86	LT	Y
14 0000 ORACLE CORPORATION - 68389X105 - MINOR = 50							
SOLD		10/17/2013	460.17				
ACQ	14.0000	02/24/2010	460.17	346.64	113.53	LT	Y
18 0000 ORACLE CORPORATION - 68389X105 - MINOR = 50							
SOLD		10/17/2013	591.65				
ACQ	6 0000	03/30/2009	197.22	105.00	92.22	LT	Y
	12 0000	02/24/2010	394.43	297.12	97.31	LT	Y
5 0000 ORIX CORP SPONSORED ADR - 686330101 - MINOR = 54							
SOLD		07/25/2013	371.09				
ACQ	3 0000	08/20/2009	222.65	100.08	122.57	LT	Y
	2 0000	09/28/2011	148.44	77.39	71.05	LT	
5 0000 ORIX CORP SPONSORED ADR - 686330101 - MINOR = 54							
SOLD		12/13/2013	425.86				
ACQ	5.0000	10/03/2012	425.86	247.73	178.13	LT	
3 0000 ORIX CORP SPONSORED ADR - 686330101 - MINOR = 54							
SOLD		12/16/2013	252.93				
ACQ	3 0000	10/03/2012	252.93	148.64	104.29	LT	
3 0000 PNC FINANCIAL SERVICES GROUP - 693475105 - MINOR = 50							
SOLD		05/08/2013	206.87				
ACQ	3 0000	01/26/2012	206.87	176.25	30.62	LT	
4 0000 PNC FINANCIAL SERVICES GROUP - 693475105 - MINOR = 50							
SOLD		07/25/2013	304.38				
ACQ	2 0000	09/28/2011	152.19	96.40	55.80	LT	
	2 0000	01/26/2012	152.19	117.50	34.70	LT	
6 0000 PNC FINANCIAL SERVICES GROUP - 693475105 - MINOR = 50							
SOLD		08/14/2013	455.82				
ACQ	2.0000	04/22/2009	151.94	78.36	73.58	LT	Y
	2 0000	08/08/2011	151.94	94.93	57.01	LT	
	2 0000	09/28/2011	151.94	96.40	55.54	LT	
1 0000 PNC FINANCIAL SERVICES GROUP - 693475105 - MINOR = 50							
SOLD		11/20/2013	75.13				
ACQ	1.0000	04/22/2009	75.13	39.18	35.95	LT	Y
2 0000 PNC FINANCIAL SERVICES GROUP - 693475105 - MINOR = 50							
SOLD		11/20/2013	150.28				
ACQ	2 0000	04/22/2009	150.28	78.37	71.91	LT	Y
5 0000 PNC FINANCIAL SERVICES GROUP - 693475105 - MINOR = 50							
SOLD		11/20/2013	375.71				
ACQ	1 0000	04/22/2009	75.14	39.18	35.96	LT	Y
	4 0000	01/28/2013	300.57	248.02	52.55	ST	
9 0000 PACCAR INC - 693718108 - MINOR = 50							
SOLD		03/19/2013	448.34				
ACQ	9 0000	02/10/2012	448.34	389.03	59.31	LT	
2 0000 PALL CORPORATION - 696429307 - MINOR = 50							
SOLD		05/08/2013	136.70				
ACQ	2 0000	08/31/2011	136.70	102.16	34.54	LT	
5 0000 PFIZER INC - 717081103 - MINOR = 50							
SOLD		04/15/2013	152.95				
ACQ	5 0000	01/24/2006	152.95	122.93	30.02	LT	Y
11 0000 PFIZER INC - 717081103 - MINOR = 50							
SOLD		04/15/2013	336.50				
ACQ	9 0000	01/24/2006	275.32	221.26	54.06	LT	Y
	2 0000	09/28/2011	61.18	35.22	25.96	LT	
3 0000 PFIZER INC - 717081103 - MINOR = 50							
SOLD		05/08/2013	86.06				
ACQ	3 0000	09/28/2011	86.06	52.83	33.23	LT	
3 0000 PFIZER INC - 717081103 - MINOR = 50							
SOLD		05/08/2013	86.06				
ACQ	3 0000	09/28/2011	86.06	52.83	33.23	LT	
13 0000 PFIZER INC - 717081103 - MINOR = 50							
SOLD		05/30/2013	366.63				
ACQ	10 0000	06/10/2010	282.02	149.05	132.97	LT	Y
	3.0000	09/28/2011	84.61	52.83	31.78	LT	
4 0000 PHILIP MORRIS INTL INC - 718172109 - MINOR = 50							
SOLD		05/08/2013	378.07				
ACQ	4.0000	05/11/2012	378.07	345.08	32.99	ST	

ACCT E02T 4045006504  
 FROM 01/01/2013  
 TO 12/31/2013

COMERICA BANK & TRUST NA  
 STATEMENT OF CAPITAL GAINS AND LOSSES  
 ST PIERRE FOUNDATION-EV

PAGE 165

RUN 02/09/2014  
 12.09 06 PM

TRUST YEAR ENDING 12/31/2013

TAX PREPARER 3754  
 TRUST ADMINISTRATOR 1520  
 INVESTMENT OFFICER 6686

LEGEND F - FEDERAL S - STATE I - INHERITED  
 E - EXEMPT FROM STATE U - ACQ COST UNKNOWN

PROPERTY DESCRIPTION	SHARES	DATE	SALES PRICE	COST BASIS	GAIN/LOSS	TERM	NC
8 0000 PHILIP MORRIS INTL INC - 718172109 - MINOR = 50							
SOLD		05/16/2013	762 43				
ACQ	8 0000	05/11/2012	762 43	690 17	72 26	LT	
2 0000 PHILLIPS 66 - 718546104 - MINOR = 50							
SOLD		03/26/2013	134 23				
ACQ	2 0000	05/28/2010	134 23	49 90	84 33	LT	Y
7 0000 PHILLIPS 66 - 718546104 - MINOR = 50							
SOLD		03/26/2013	469 84				
ACQ	7 0000	01/28/2013	469 84	400 08	69 76	ST	
3 0000 PHILLIPS 66 - 718546104 - MINOR = 50							
SOLD		05/08/2013	190 10				
ACQ	3 0000	08/08/2012	190 10	120 49	69 61	ST	
2 0000 PHILLIPS 66 - 718546104 - MINOR = 50							
SOLD		07/25/2013	119 03				
ACQ	2 0000	06/21/2012	119 03	67 02	52 01	LT	
2 0000 PHILLIPS 66 - 718546104 - MINOR = 50							
SOLD		07/25/2013	119 03				
ACQ	2 0000	06/21/2012	119 03	67 02	52 01	LT	
8 0000 PHILLIPS 66 - 718546104 - MINOR = 50							
SOLD		12/27/2013	597 86				
ACQ	8 0000	08/08/2012	597 86	321 29	276 57	LT	
2 0000 PIONEER NATURAL RESOURCES - 723787107 - MINOR = 50							
SOLD		07/25/2013	309 79				
ACQ	2 0000	05/24/2010	309 79	117 05	192 74	LT	Y
15 0000 POSTNL N V SPONSORED ADR - 73753A103 - MINOR = 54							
SOLD		03/11/2013	33 74				
ACQ	15 0000	06/26/2012	33 74	55 11	-21 37	ST	
191 0000 POSTNL N V SPONSORED ADR - 73753A103 - MINOR = 54							
SOLD		03/12/2013	430 70				
ACQ	191 0000	06/26/2012	430 70	701 67	-270 97	ST	
1 0000 PRECISION CASTPARIS - 740189105 - MINOR = 50							
SOLD		05/08/2013	191 88				
ACQ	1 0000	10/10/2012	191 88	161 12	30 76	ST	
14 0000 PRUDENTIAL FINL INC - 744320102 - MINOR = 50							
SOLD		03/26/2013	832 93				
ACQ	14 0000	05/15/2009	832 93	530 43	302 50	LT	Y
1 0000 PUBLIC STORAGE INC (REIT) - 74460D109 - MINOR = 69							
SOLD		05/08/2013	165 40				
ACQ	1 0000	07/12/2012	165 40	145 42	19 98	ST	
3 0000 QUALCOMM INC - 747525103 - MINOR = 50							
SOLD		05/30/2013	192 59				
ACQ	3 0000	09/19/2012	192 59	195 68	-3 09	ST	
7 0000 QUALCOMM INC - 747525103 - MINOR = 50							
SOLD		07/25/2013	445 09				
ACQ	7 0000	09/19/2012	445 09	456 57	-11 48	ST	
2 0000 QUALCOMM INC - 747525103 - MINOR = 50							
SOLD		09/18/2013	139 47				
ACQ	2 0000	08/07/2012	139 47	122 79	16 68	LT	
7 0000 QUALCOMM INC - 747525103 - MINOR = 50							
SOLD		09/18/2013	488 17				
ACQ	7 0000	08/07/2012	488 17	429 75	58 42	LT	
1 0000 RALPH LAUREN CORP - 751212101 - MINOR = 50							
SOLD		05/08/2013	185 06				
ACQ	1 0000	09/28/2011	185 06	143 67	41 39	LT	
1 0000 RALPH LAUREN CORP - 751212101 - MINOR = 50							
SOLD		07/25/2013	179 62				
ACQ	1 0000	11/03/2010	179 62	96 52	83 10	LT	Y
21 0000 REGIONS FINL CORP - 7591EP100 - MINOR = 50							
SOLD		05/08/2013	185 07				
ACQ	21 0000	02/22/2012	185 07	122 22	62 85	LT	
27 0000 REGIONS FINL CORP - 7591EP100 - MINOR = 50							
SOLD		07/25/2013	275 21				
ACQ	27 0000	02/22/2012	275 21	157 14	118 07	LT	
2 0000 REPSOL S A SPON ADR - 76026T205 - MINOR = 54							
SOLD		07/25/2013	46 45				
ACQ	2 0000	03/02/2011	46 45	67 08	-20 63	LT	
6 0000 REPSOL S A SPON ADR - 76026T205 - MINOR = 54							
SOLD		07/25/2013	139 37				
ACQ	6 0000	03/01/2011	139 37	201 11	-61 74	LT	
2 0000 REPSOL S A SPON ADR - 76026T205 - MINOR = 54							
SOLD		11/18/2013	49 85				
ACQ	2 0000	03/01/2011	49 85	67 04	-17 19	LT	
17 0000 REPSOL S A SPON ADR - 76026T205 - MINOR = 54							
SOLD		11/19/2013	428 10				
ACQ	17 0000	03/01/2011	428 10	561 52	-133 42	LT	
6000 REXAM PLC SPONSORED ADR - 761655505 - MINOR = 54							
SOLD		01/29/2013	21 60				
ACQ	6000	11/21/2012	21 60	23 30	-1 70	ST	
4 0000 REXAM PLC SPONSORED ADR - 761655505 - MINOR = 54							
SOLD		07/22/2013	149 71				
ACQ	4 0000	11/21/2012	149 71	155 34	-5 63	ST	
17 0000 REXAM PLC SPONSORED ADR - 761655505 - MINOR = 54							
SOLD		07/23/2013	636 09				
ACQ	17 0000	11/21/2012	636 09	660 17	-24 08	ST	

ACCT E02T 4045006504  
 FROM 01/01/2013  
 TO 12/31/2013

COMERICA BANK & TRUST NA  
 STATEMENT OF CAPITAL GAINS AND LOSSES  
 ST PIERRE FOUNDATION-EV

PAGE 166

RUN 02/09/2014  
 12 09 06 PM

TRUST YEAR ENDING 12/31/2013

TAX PREPARER. 3754  
 TRUST ADMINISTRATOR 1520  
 INVESTMENT OFFICER 6686

LEGEND F - FEDERAL S - STATE I - INHERITED  
 E - EXEMPT FROM STATE U - ACQ COST UNKNOWN

PROPERTY DESCRIPTION	SHARES	DATE	SALES PRICE	COST BASIS	GAIN/LOSS	TERM	NC
4 0000 ROCHE HLDG LTD SPON ADR - 771195104 - MINOR = 54							
SOLD		05/08/2013	255 47				
ACQ	4 0000	02/16/2012	255.47	176 75	78.72	LT	
1 0000 ROCHE HLDG LTD SPON ADR - 771195104 - MINOR = 54							
SOLD		07/25/2013	63.32				
ACQ	1 0000	02/16/2012	63 32	44 19	19.13	LT	
8 0000 ROCHE HLDG LTD SPON ADR - 771195104 - MINOR = 54							
SOLD		07/25/2013	506.63				
ACQ	8 0000	02/16/2012	506 63	353 51	153.12	LT	
10.0000 ROCKWELL AUTOMATION INC - 773903109 - MINOR = 50							
SOLD		07/11/2013	898 60				
ACQ	10 0000	03/02/2012	898.60	802 86	95 74	LT	
9.0000 ROGERS COMMUNICATIONS INC CLASS B - 775109200 - MINOR = 54							
SOLD		03/19/2013	438.82				
ACQ	9 0000	10/26/2012	438 82	399.77	39 05	ST	
10 0000 ROGERS COMMUNICATIONS INC CLASS B - 775109200 - MINOR = 54							
SOLD		03/19/2013	487 58				
ACQ	9 0000	08/08/2012	438 82	359 39	79 43	ST	
	1 0000	10/26/2012	48 76	44 42	4 34	ST	
3 0000 ROGERS COMMUNICATIONS INC CLASS B - 775109200 - MINOR = 54							
SOLD		03/20/2013	148.08				
ACQ	3 0000	08/08/2012	148 08	119 80	28 28	ST	
4 0000 ROYAL DUTCH SHELL PLC-ADR A - 780259206 - MINOR = 54							
SOLD		07/25/2013	274 71				
ACQ	4 0000	10/31/2011	274 71	283.65	-8.94	LT	
2 0000 SEI INVESTMENT COMPANY - 784117103 - MINOR = 50							
SOLD		04/08/2013	56.98				
ACQ	2 0000	09/30/2011	56.98	31.13	25 85	LT	
7 0000 SEI INVESTMENT COMPANY - 784117103 - MINOR = 50							
SOLD		04/08/2013	199 44				
ACQ	7 0000	09/30/2011	199 44	108 95	90 49	LT	
5 0000 SEI INVESTMENT COMPANY - 784117103 - MINOR = 50							
SOLD		05/30/2013	155 34				
ACQ	5 0000	09/30/2011	155 34	77 82	77 52	LT	
7 0000 SALLY BEAUTY HLDGS INC - 79546E104 - MINOR = 50							
SOLD		05/08/2013	715 45				
ACQ	7 0000	03/30/2009	215.45	37 58	177 87	LT	Y
2 0000 SALLY BEAUTY HLDGS INC - 79546E104 - MINOR = 50							
SOLD		07/25/2013	59 59				
ACQ	2 0000	03/30/2009	59 59	10 74	48 85	LT	Y
5 0000 SALLY BEAUTY HLDGS INC - 79546E104 - MINOR = 50							
SOLD		07/25/2013	148 99				
ACQ	5 0000	03/30/2009	148 99	76 84	122 15	LT	Y
3 0000 SANDS CHINA LTD UNSPONSORED ADR - 80007R105 - MINOR = 54							
SOLD		07/25/2013	162 59				
ACQ	3.0000	05/18/2012	162 59	102 30	60 29	LT	
5 0000 SANDS CHINA LTD UNSPONSORED ADR - 80007R105 - MINOR = 54							
SOLD		08/26/2013	276 96				
ACQ	5 0000	05/18/2012	276 96	170.51	106.45	LT	
11 0000 SANDS CHINA LTD UNSPONSORED ADR - 80007R105 - MINOR = 54							
SOLD		08/27/2013	616 81				
ACQ	11 0000	05/18/2012	616 81	375 11	241 70	LT	
13 0000 SANOFI-SYNTHELABO ADR - 80105N105 - MINOR = 54							
SOLD		07/25/2013	690 73				
ACQ	11 0000	08/17/2011	584 46	395 31	189 15	LT	
	2 0000	10/31/2011	106 27	71.64	34 63	LT	
4 0000 SANOFI-SYNTHELABO ADR - 80105N105 - MINOR = 54							
SOLD		11/25/2013	210.83				
ACQ	4 0000	10/31/2011	210 83	143 28	67.55	LT	
5 0000 SANOFI-SYNTHELABO ADR - 80105N105 - MINOR = 54							
SOLD		11/25/2013	263 53				
ACQ	5 0000	10/31/2011	263 53	179.10	84 43	LT	
4 0000 SANOFI-SYNTHELABO ADR - 80105N105 - MINOR = 54							
SOLD		11/26/2013	211 22				
ACQ	4 0000	10/31/2011	211 22	143 28	67 94	LT	
5 0000 SANOFI-SYNTHELABO ADR - 80105N105 - MINOR = 54							
SOLD		11/26/2013	264 03				
ACQ	5.0000	10/31/2011	264 03	179 09	84.94	LT	
5 0000 SANOFI-SYNTHELABO ADR - 80105N105 - MINOR = 54							
SOLD		11/26/2013	264 03				
ACQ	2 0000	09/28/2011	105.61	66 08	39 53	LT	
	3 0000	10/31/2011	158 42	107 46	50 96	LT	
13 0000 SBERBANK RUSSIA ADR - 80585Y308 - MINOR = 54							
SOLD		05/08/2013	178.22				
ACQ	11 0000	07/15/2011	150 80	167 31	-16 51	LT	
	2 0000	07/18/2011	27 42	29.81	-2 39	LT	
17 0000 SBERBANK RUSSIA ADR - 80585Y308 - MINOR = 54							
SOLD		07/25/2013	200 76				
ACQ	17 0000	07/18/2011	200 76	253 38	-52 62	LT	
3 0000 SCHEIN HENRY INC - 806407102 - MINOR = 50							
SOLD		05/30/2013	288 44				
ACQ	3 0000	08/03/2005	288 44	127 79	160 65	LT	Y
5.0000 SCHEIN HENRY INC - 806407102 - MINOR = 50							
SOLD		07/25/2013	516 34				
ACQ	5 0000	04/01/2009	516 34	197 90	318 44	LT	Y

ACCT E02T 4045006504  
 FROM 01/01/2013  
 TO 12/31/2013

COMERICA BANK & TRUST NA  
 STATEMENT OF CAPITAL GAINS AND LOSSES  
 ST PIERRE FOUNDATION-EV

PAGE 167

RUN 02/09/2014  
 12 09 06 PM

TRUST YEAR ENDING 12/31/2013

TAX PREPARER 3754  
 TRUST ADMINISTRATOR 1520  
 INVESTMENT OFFICER 6686

LEGEND F - FEDERAL S - STATE I - INHERITED  
 E - EXEMPT FROM STATE U - ACQ COST UNKNOWN

PROPERTY DESCRIPTION	SHARES	DATE	SALES PRICE	COST BASIS	GAIN/LOSS	TERM	NC
5 0000 SCHLUMBERGER LTD - 806857108 - MINOR = 54							
SOLD		12/27/2013	449 65				
ACQ	5 0000	02/17/2011	449 65	471 20	-21.55	LT	
6 0000 SCHLUMBERGER LTD - 806857108 - MINOR = 54							
SOLD		12/27/2013	539 58				
ACQ	1 0000	02/17/2011	89 93	94 24	-4 31	LT	
	5 0000	06/29/2012	449 65	324 19	125.46	LT	
3 0000 SEMPRA ENERGY - 816851109 - MINOR = 50							
SOLD		05/30/2013	245 12				
ACQ	3.0000	05/03/2010	245 12	151 38	93 74	LT	Y
2 0000 SEMPRA ENERGY - 816851109 - MINOR = 50							
SOLD		07/25/2013	173 87				
ACQ	2 0000	05/03/2010	173 87	100 92	72 95	LT	Y
3 0000 SEVEN & I HLDGS CO LTD ADR - 81783H105 - MINOR = 54							
SOLD		07/25/2013	228 95				
ACQ	3.0000	06/07/2013	228.95	202.39	26.56	ST	
3 0000 SHIRE PHARMACEUTICALS GR ADR - 82481R106 - MINOR = 54							
SOLD		07/25/2013	326 84				
ACQ	3 0000	05/13/2011	326 84	284.49	42 35	LT	
0000 SIEMENS AG ADR - 826197501 - MINOR = 54							
SOLD		07/03/2013	-0 14				
ACQ	0000		-0 14	0 00	-0 14	ST	Y
7 0000 SIEMENS AG ADR - 826197501 - MINOR = 54							
SOLD		07/25/2013	21 75				
ACQ	7 0000		21 75	0 00	21 75	ST	Y
0000 SIEMENS AG ADR - 826197501 - MINOR = 54							
SOLD		07/25/2013	-0.36				
ACQ	0000		-0.36	0 00	-0 36	ST	Y
2 0000 SIEMENS AG ADR - 826197501 - MINOR = 54							
SOLD		07/25/2013	208.45				
ACQ	2 0000	07/28/2010	208 45	198 86	9 59	LT	Y
9000 0000 SOUTHERN CALIF EDISON CO FIRST & REF MTG BDS SER 2008C 5.75% 03/15/2014 - 812400FK4 - MINOR = 45							
SOLD		10/16/2013	9190 35				
ACQ	8000 0000	04/02/2009	8169 20	8640 80	-471 60	LT	Y
	1000 0000	04/05/2012	1021 15	1097 82	-76 67	LT	Y
4 0000 STARBUCKS CORP - 855244109 - MINOR = 50							
SOLD		07/25/2013	272 71				
ACQ	4 0000	04/08/2013	272 71	232 08	40 63	ST	
11 0000 STATE STREET CORP - 857477103 - MINOR = 50							
SOLD		07/12/2013	760 11				
ACQ	11 0000	01/11/2012	760 11	473 52	286 59	LT	
3 0000 STRYKER CORP - 863667101 - MINOR = 50							
SOLD		05/30/2013	202 09				
ACQ	3 0000	04/15/2013	202 09	196.52	5 57	ST	
25 0000 SUMITOMO HITSUI FIN-UNSP ADR SPONSORED A - 86562M209 - MINOR = 54							
SOLD		07/25/2013	240.49				
ACQ	25 0000	05/16/2013	240 49	231 73	8 76	ST	
6 0000 SUNCOR ENERGY INC NEW - 867224107 - MINOR = 54							
SOLD		05/30/2013	188 15				
ACQ	6 0000	06/18/2012	188 15	171 45	16 70	ST	
6 0000 SUNTRUST BANKS INC - 867914103 - MINOR = 50							
SOLD		07/25/2013	210 83				
ACQ	6 0000	07/08/2013	210.83	204 18	6 65	ST	
7 0000 SWEDBANK A B ADR - 870195104 - MINOR = 54							
SOLD		05/08/2013	177.65				
ACQ	7 0000	09/14/2012	177 65	130 22	47 43	ST	
6 0000 SWEDBANK A B ADR - 870195104 - MINOR = 54							
SOLD		07/25/2013	145.37				
ACQ	6.0000	09/14/2012	145 37	111.62	33 75	ST	
11 0000 SYNGENTA AG ADR - 87160A100 - MINOR = 54							
SOLD		05/16/2013	902.80				
ACQ	11 0000	07/24/2012	902 80	703 09	199 71	ST	
4 0000 TARGET CORP - 87612E106 - MINOR = 50							
SOLD		06/04/2013	286.04				
ACQ	4 0000	02/29/2012	286 04	276 '19	59 85	LT	
2 0000 TARGET CORP - 87612E106 - MINOR = 50							
SOLD		06/19/2013	138.13				
ACQ	2 0000	02/29/2012	138 13	113 10	25 03	LT	
8 0000 TARGET CORP - 87612E106 - MINOR = 50							
SOLD		06/19/2013	552.56				
ACQ	5 0000	08/10/2009	345 35	209 14	136 21	LT	Y
	3 0000	09/28/2011	207 21	140 71	56 50	LT	
20 0000 TECHTRONIC INDS LTD SPON ADR - 87873R101 - MINOR = 54							
SOLD		07/25/2013	242 19				
ACQ	20 0000	01/17/2013	242 19	198 29	43 90	ST	
2 0000 THERMO ELECTRON CORP - 883556102 - MINOR = 50							
SOLD		07/25/2013	182 67				
ACQ	2 0000	03/04/2010	182 67	97 48	85 19	LT	Y
11 0000 TIME WARNER INC - 887317303 - MINOR = 50							
SOLD		01/28/2013	550 89				
ACQ	11 0000	10/24/2011	550 89	383 '23	167 66	LT	
3 0000 TOTAL S A SPONSORED ADR - 89151E109 - MINOR = 54							
SOLD		05/30/2013	153 83				
ACQ	3 0000	03/21/2012	153 83	164 91	-11 08	LT	

ACCT E02T 4045006504  
 FROM 01/01/2013  
 TO 12/31/2013

COMERICA BANK & TRUST NA  
 STATEMENT OF CAPITAL GAINS AND LOSSES  
 ST PIERRE FOUNDATION-EV

PAGE 168

RUN 02/09/2014  
 12 09 06 PM

TRUST YEAR ENDING 12/31/2013

TAX PREPARER 3754  
 TRUST ADMINISTRATOR 1520  
 INVESTMENT OFFICER 6686

LEGEND F - FEDERAL S - STATE I - INHERITED  
 E - EXEMPT FROM STATE U - ACQ COST UNKNOWN

PROPERTY DESCRIPTION	SHARES	DATE	SALES PRICE	COST BASIS	GAIN/LOSS	TERM	NC
5 0000 TOTAL S A SPONSORED ADR - 89151E109 - MINOR = 54							
SOLD		07/25/2013	265 44				
ACQ	5 0000	04/01/2009	265 44	246 44	19 00	LT	Y
1 0000 TRANSDIGH GROUP INC - 893641100 - MINOR = 50							
SOLD		05/08/2013	148 42				
ACQ	1 0000	02/14/2012	148 42	116 49	31 93	LT	
3 0000 TRAVELERS COS INC - 89417E109 - MINOR = 50							
SOLD		05/30/2013	253 52				
ACQ	3 0000	12/14/2011	253 52	168 09	85 43	LT	
1 0000 TRAVELERS COS INC - 89417E109 - MINOR = 50							
SOLD		07/25/2013	82 91				
ACQ	1 0000	12/14/2011	82 91	56 03	26 88	LT	
2 0000 TRAVELERS COS INC - 89417E109 - MINOR = 50							
SOLD		07/25/2013	165 84				
ACQ	1.0000	09/09/2011	82 92	48 27	34 65	LT	
	1.0000	12/14/2011	82 92	56 03	26 89	LT	
3 0000 TRAVELERS COS INC - 89417E109 - MINOR = 50							
SOLD		08/14/2013	246 59				
ACQ	3 0000	09/09/2011	246 59	144 82	101 77	LT	
12 0000 TRIMBLE NAV LTD - 896239100 - MINOR = 50							
SOLD		07/25/2013	342 02				
ACQ	12 0000	02/13/2013	342 02	370 36	-28 34	ST	
6 0000 US BANCORP - 902973304 - MINOR = 50							
SOLD		05/08/2013	199 97				
ACQ	6 0000	07/20/2012	199 97	201 65	-1 68	ST	
29 0000 US BANCORP - 902973304 - MINOR = 50							
SOLD		06/04/2013	1024 38				
ACQ	29 0000	08/08/2011	1024 38	633 07	391 31	LT	
38 0000 US BANCORP - 902973304 - MINOR = 50							
SOLD		06/04/2013	1342 30				
ACQ	38 0000	07/20/2012	1342 30	1277 15	65 15	ST	
15 0000 UMPQUA HLDGS CORP - 904214103 - MINOR = 50							
SOLD		05/30/2013	206 44				
ACQ	15 0000	05/26/2010	206 44	187 83	18 61	LT	Y
4 0000 UNILEVER PLC ADR - 904767704 - MINOR = 54							
SOLD		05/30/2013	171 39				
ACQ	4 0000	09/15/2011	171 39	124 87	46 52	LT	
6 0000 UNILEVER PLC ADR - 904767704 - MINOR = 54							
SOLD		10/21/2013	239 36				
ACQ	6 0000	09/15/2011	239 36	187 31	52 05	LT	
14 0000 UNILEVER PLC ADR - 904767704 - MINOR = 54							
SOLD		10/21/2013	558 52				
ACQ	8 0000	09/15/2011	319 15	249 75	69 40	LT	
	6 0000	09/28/2011	239 37	186 58	52 79	LT	
19 0000 UNILEVER NV- NY SHARES - 904784709 - MINOR = 54							
SOLD		03/19/2013	766 13				
ACQ	19 0000	05/09/2011	766 13	619 72	146 41	LT	
2 0000 UNION PACIFIC CORP - 907818108 - MINOR = 50							
SOLD		05/30/2013	315 37				
ACQ	2 0000	11/11/2009	315 32	125 93	189 39	LT	Y
1 0000 UNION PACIFIC CORP - 907818108 - MINOR = 50							
SOLD		07/25/2013	159 83				
ACQ	1 0000	11/11/2009	159 83	62 97	96 86	LT	Y
4 0000 UNITED RENTALS INC - 911363109 - MINOR = 50							
SOLD		07/25/2013	221 23				
ACQ	4 0000	07/11/2013	221 23	210 32	10 91	ST	
10000 0000 UNITED STATES TREASURY INFLATION INDEXED SECURITY 625% 04/15/2013 - 912828HW3 - MINOR = 30							
SOLD		04/15/2013	10936 50				
ACQ	9000.0000	04/14/2011	9842 85	9862 81	-19 96	LT	Y
	1000.0000	12/26/2012	1093 65	1093 61	0 04	ST	Y
1000 0000 UNITED STATES TREASURY 1 25% 09/30/2015 - 912828NZ9 - MINOR = 30							
SOLD		07/26/2013	1019 30				
ACQ	1000 0000	04/04/2012	1019 30	1020 51	-1 21	LT	Y
1000 0000 UNITED STATES TREASURY 25% 02/28/2015 - 912828UP3 - MINOR = 30							
SOLD		07/26/2013	1000 16				
ACQ	1000 0000	04/12/2013	1000 16	1000 47	-0 31	ST	Y
2 0000 UNITED TECHNOLOGIES CORP - 913017109 - MINOR = 50							
SOLD		05/30/2013	192 21				
ACQ	2 0000	01/12/2012	192 21	154 61	37 60	LT	
4 0000 UNITED TECHNOLOGIES CORP - 913017109 - MINOR = 50							
SOLD		07/25/2013	418 80				
ACQ	4 0000	01/12/2012	418 80	309 22	109 58	LT	
2 0000 UNITEDHEALTH GROUP INC - 91324P102 - MINOR = 50							
SOLD		01/28/2013	111 86				
ACQ	2 0000	09/28/2011	111 86	95 56	16 30	LT	
6 0000 UNITEDHEALTH GROUP INC - 91324P102 - MINOR = 50							
SOLD		01/28/2013	335 58				
ACQ	3 0000	02/04/2011	167 79	127 43	40 37	LT	
	3 0000	09/28/2011	167 79	143 34	24 45	LT	
9 0000 UNITEDHEALTH GROUP INC - 91324P102 - MINOR = 50							
SOLD		01/28/2013	503 40				
ACQ	6 0000	05/15/2009	335 60	165 78	169 82	LT	Y
	3 0000	02/04/2011	167 80	127 43	40 37	LT	

ACCT E02T 4045006504  
 FROM 01/01/2013  
 TO 12/31/2013

COMERICA BANK & TRUST NA  
 STATEMENT OF CAPITAL GAINS AND LOSSES  
 ST PIERRE FOUNDATION-EV

PAGE 169

RUN 02/09/2014  
 12 09 06 PM

TRUST YEAR ENDING 12/31/2013

TAX PREPARDR 3754  
 TRUST ADMINISTRATOR 1520  
 INVESTMENT OFFICER 6686

LEGEND: F - FEDERAL S - STATE I - INHERITED  
 E - EXEMPT FROM STATE U - ACQ COST UNKNOWN

PROPERTY DESCRIPTION	SHARES	DATE	SALES PRICE	COST BASIS	GAIN/LOSS	TERM	NC
14 0000 UNITEDHEALTH GROUP INC - 91324P102 - MINOR = 50							
SOLD		01/28/2013	783 06				
ACQ	14 0000	05/15/2009	783 06	386 81	396 25	LT	Y
5 0000 URBAN OUTFITTERS INC - 917047102 - MINOR = 50							
SOLD		05/30/2013	209 46				
ACQ	5 0000	10/31/2012	209 46	178 42	31 04	ST	
6 0000 URBAN OUTFITTERS INC - 917047102 - MINOR = 50							
SOLD		07/25/2013	253 44				
ACQ	6 0000	06/04/2013	253 44	254 42	-0.98	ST	
1 0000 V F CORP - 918204108 - MINOR = 50							
SOLD		05/30/2013	184 94				
ACQ	1 0000	09/19/2012	184 94	161 09	23 85	ST	
3 0000 VALEANT PHARMACEUTICALS INTL INC - 91911K102 - MINOR = 54							
SOLD		07/25/2013	275 96				
ACQ	3 0000	01/29/2013	275 96	197 98	77.98	ST	
28 0000 VALE S A ADR REPSTG PFD - 91912E204 - MINOR = 54							
SOLD		05/17/2013	412 55				
ACQ	23 0000	03/30/2009	338 88	261 26	77 62	LT	Y
	5 0000	09/28/2011	73 67	111 15	-37 48	LT	
8.0000 VALEO ADR - 919134304 - MINOR = 54							
SOLD		07/25/2013	299 99				
ACQ	8 0000	02/07/2012	299 99	205 54	94.45	LT	
17 0000 VARIAN MEDICAL SYSTEMS INC - 92220P105 - MINOR = 50							
SOLD		07/17/2013	1201 38				
ACQ	13 0000	04/01/2009	918 70	392 73	525 97	LT	Y
	4 0000	03/04/2010	282 68	201 99	80 69	LT	Y
2 0000 VARIAN MEDICAL SYSTEMS INC - 92220P105 - MINOR = 50							
SOLD		07/25/2013	147 61				
ACQ	2 0000	04/01/2009	147 61	60 42	87 19	LT	Y
4 0000 VERIZON COMMUNICATIONS - 92343V104 - MINOR = 50							
SOLD		05/30/2013	196 55				
ACQ	4 0000	03/19/2013	196 55	195.80	0 75	ST	
3 0000 VERIZON COMMUNICATIONS - 92343V104 - MINOR = 50							
SOLD		07/25/2013	152 12				
ACQ	3 0000	03/19/2013	152 12	146 85	5 27	ST	
7 0000 VERIZON COMMUNICATIONS - 92343V104 - MINOR = 50							
SOLD		08/14/2013	342 24				
ACQ	7 0000	03/19/2013	342 24	342 65	-0 41	ST	
6 0000 VERISK ANALYTICS INC CL A - 92345Y106 - MINOR = 50							
SOLD		05/15/2013	364 69				
ACQ	6 0000	02/24/2011	364 69	194 77	169 92	LT	
9 0000 VERISK ANALYTICS INC CL A - 92345Y106 - MINOR = 50							
SOLD		05/15/2013	547 04				
ACQ	9 0000	03/03/2011	547 04	281.69	265.35	LT	
12 0000 VMWARE INC CL A - 928563402 - MINOR = 50							
SOLD		03/27/2013	941 91				
ACQ	12 0000	05/03/2012	941 91	1347 33	-405 42	ST	
16 0000 VODAFONE GROUP PLC ADR - 92857W209 - MINOR = 54							
SOLD		03/26/2013	457 71				
ACQ	16 0000	09/28/2011	457 71	411 15	46 56	LT	
6.0000 VODAFONE GROUP PLC ADR - 92857W209 - MINOR = 54							
SOLD		05/30/2013	177 01				
ACQ	6 0000	08/06/2010	177 01	148 58	28 43	LT	Y
7 0000 VODAFONE GROUP PLC ADR - 92857W209 - MINOR = 54							
SOLD		07/25/2013	208 45				
ACQ	7 0000	08/06/2010	208 45	173 34	35 11	LT	Y
27 0000 VOLVO AKTIEBOLAGET B ADR - 928856400 - MINOR = 54							
SOLD		06/25/2013	356 57				
ACQ	27 0000	04/29/2010	356 57	328.66	27 91	LT	Y
30.0000 VOLVO AKTIEBOLAGET B ADR - 928856400 - MINOR = 54							
SOLD		06/25/2013	396 19				
ACQ	30 0000	09/28/2011	396 19	294 99	101 20	LT	
5 0000 WALGREEN CO - 931422109 - MINOR = 50							
SOLD		07/25/2013	255 56				
ACQ	5 0000	09/07/2012	255 56	174 44	81 12	ST	
8 0000 WELLS FARGO & CO NEW - 949746101 - MINOR = 50							
SOLD		05/08/2013	307 83				
ACQ	8 0000	08/25/2011	307 83	197.11	110 72	LT	
1 0000 WELLS FARGO & CO NEW - 949746101 - MINOR = 50							
SOLD		05/30/2013	41 30				
ACQ	1 0000	08/25/2011	41 30	24.64	16 66	LT	
1.0000 WELLS FARGO & CO NEW - 949746101 - MINOR = 50							
SOLD		05/30/2013	41 30				
ACQ	1 0000	09/28/2011	41 30	24 61	16 69	LT	
2 0000 WELLS FARGO & CO NEW - 949746101 - MINOR = 50							
SOLD		05/30/2013	82 61				
ACQ	2 0000	09/28/2011	82 61	49 21	33 40	LT	
11 0000 WELLS FARGO & CO NEW - 949746101 - MINOR = 50							
SOLD		07/25/2013	479 92				
ACQ	4 0000	04/22/2009	174 52	76 71	97 81	LT	Y
	7 0000	09/28/2011	305 40	172 25	133 15	LT	
2 0000 WILEY JOHN & SONS INC CL A - 968223206 - MINOR = 50							
SOLD		03/15/2013	79 21				
ACQ	2 0000	01/20/2012	79 21	90 86	-11 65	LT	

ACCT E02T 4045006504  
 FROM 01/01/2013  
 TO 12/31/2013

COMERICA BANK & TRUST NA  
 STATEMENT OF CAPITAL GAINS AND LOSSES  
 ST PIERRE FOUNDATION-EV

PAGE 170

RUN 02/09/2014  
 12 09 06 PM

TRUST YEAR ENDING 12/31/2013

TAX PREPARER. 3754  
 TRUST ADMINISTRATOR 1520  
 INVESTMENT OFFICER. 6686

LEGEND. F - FEDERAL S - STATE I - INHERITED  
 E - EXEMPT FROM STATE U - ACQ COST UNKNOWN

PROPERTY DESCRIPTION	SHARES	DATE	SALES PRICE	COST BASIS	GAIN/LOSS	TERM	NC
2 0000 WILEY JOHN & SONS INC CL A - 968223206 - MINOR = 50							
SOLD		03/15/2013	79 21				
ACQ	2 0000	01/20/2012	79 21	90 86	-11 65	LT	
7 0000 WILEY JOHN & SONS INC CL A - 968223206 - MINOR = 50							
SOLD		03/15/2013	277.27				
ACQ	4 0000	09/28/2011	158 44	179 27	-20 83	LT	
	3 0000	01/20/2012	118 83	136 29	-17 46	LT	
2 0000 WILEY JOHN & SONS INC CL A - 968223206 - MINOR = 50							
SOLD		04/04/2013	73.68				
ACQ	1.0000	10/28/2010	36.84	42 50	-5.66	LT	Y
	1 0000	09/28/2011	36 84	44.82	-7 97	LT	
4 0000 WILEY JOHN & SONS INC CL A - 968223206 - MINOR = 50							
SOLD		04/04/2013	147.40				
ACQ	3 0000	03/30/2009	110.55	88 77	21 78	LT	Y
	1 0000	10/28/2010	36.85	42 50	-5 65	LT	Y
3 0000 WILEY JOHN & SONS INC CL A - 968223206 - MINOR = 50							
SOLD		04/05/2013	109.32				
ACQ	3 0000	03/30/2009	109.32	88 77	20.55	LT	Y
6 0000 WILEY JOHN & SONS INC CL A - 968223206 - MINOR = 50							
SOLD		06/14/2013	248 58				
ACQ	6 0000	03/30/2009	248 58	177 54	71 04	LT	Y
4 0000 WILLIAMS SONOMA INC - 969904101 - MINOR = 50							
SOLD		07/25/2013	232 07				
ACQ	4 0000	03/06/2012	232.07	149 73	82 34	LT	
17 0000 WILLIAMS SONOMA INC - 969904101 - MINOR = 50							
SOLD		10/11/2013	905.85				
ACQ	17.0000	03/06/2012	905 85	636 33	269 52	LT	
5 0000 WISDOMTREE TRUST JAPAN HEDGED EQUITY FD - 97717W851 - MINOR = 3503							
SOLD		07/25/2013	237 69				
ACQ	5 0000	05/13/2013	237.69	252 15	-14 46	ST	
17 0000 YUM' BRANDS INC - 988498101 - MINOR = 50							
SOLD		01/16/2013	1120 29				
ACQ	17 0000	07/31/2012	1120.29	1103 61	16 68	ST	
1 0000 ZURICH INS GROUP LTD SPONSORED ADR - 989825104 - MINOR = 54							
SOLD		05/30/2013	26 83				
ACQ	1 0000	09/28/2011	26 83	20 83	6 00	LT	
5 0000 ZURICH INS GROUP LTD SPONSORED ADR - 989825104 - MINOR = 54							
SOLD		05/30/2013	134 19				
ACQ	5 0000	09/28/2011	134 19	104 15	30 04	LT	
6 0000 ZURICH INS GROUP LTD SPONSORED ADR - 989825104 - MINOR = 54							
SOLD		09/20/2013	154 86				
ACQ	4 0000	03/30/2009	103 24	28 63	74 61	LT	Y
	2 0000	09/28/2011	51 62	41 66	9 96	LT	
19 0000 ZURICH INS GROUP LTD SPONSORED ADR - 989825104 - MINOR = 54							
SOLD		09/23/2013	487 86				
ACQ	19 0000	03/30/2009	487.86	135 97	351.89	LT	Y
3 0000 DEUTSCHE BANK AG NPV REGD SHS - D18190898 - MINOR = 54							
SOLD		05/30/2013	141 95				
ACQ	3 0000	03/11/2013	141 95	133 64	8 31	ST	
5 0000 DEUTSCHE BANK AG NPV REGD SHS - D18190898 - MINOR = 54							
SOLD		07/25/2013	240.54				
ACQ	5 0000	06/25/2012	240 54	171 36	69.18	LT	
2 0000 ACCENTURE PLC CL A - G1151C101 - MINOR = 54							
SOLD		05/30/2013	166.02				
ACQ	2 0000	06/17/2011	166 02	107 94	58 08	LT	
3 0000 ACCENTURE PLC CL A - G1151C101 - MINOR = 54							
SOLD		07/25/2013	219 77				
ACQ	3 0000	07/17/2013	219.77	225 53	-5 76	ST	
5 0000 ACCENTURE PLC CL A - G1151C101 - MINOR = 54							
SOLD		12/20/2013	403.08				
ACQ	3.0000	04/01/2009	241.85	83 55	158.30	LT	Y
	2 0000	06/17/2011	161.23	107 94	53 29	LT	
16 0000 ACCENTURE PLC CL A - G1151C101 - MINOR = 54							
SOLD		12/20/2013	1289 86				
ACQ	10 0000	05/18/2005	806 16	224 00	582 16	LT	Y
	1 0000	04/01/2009	80.62	27 85	52 77	LT	Y
	5 0000	07/17/2013	403 08	375 88	27 20	ST	
6070 BROOKFIELD PROPERTY PARTNERS - G16249107 - MINOR = 94							
SOLD		04/15/2013	13.41				
ACQ	6070	04/17/2013	13.41	13.27	0 14	ST	Y
1 0000 BROOKFIELD PROPERTY PARTNERS - G16249107 - MINOR = 94							
SOLD		04/30/2013	22.12				
ACQ	1 0000	04/17/2013	22.12	21 86	0 26	ST	Y
3.0000 COVIDIEN PLC - G2554T113 - MINOR = 54							
SOLD		07/25/2013	183 05				
ACQ	3 0000	06/18/2010	183 05	116 98	66 07	LT	Y
3 0000 EATON CORP PLC - G29183103 - MINOR = 54							
SOLD		05/30/2013	203 10				
ACQ	3 0000	12/03/2012	203 10	155 84	47 26	ST	
**CHANGED** 02/03/14 CCS							
6 0000 INVESCO LTD - G491BT108 - MINOR = 54							
SOLD		07/25/2013	196 73				
ACQ	6 0000	05/16/2013	196 73	205 94	-9 21	ST	

ACCT E02T 4045006504  
 FROM 01/01/2013  
 TO 12/31/2013

COMERICA BANK & TRUST NA  
 STATEMENT OF CAPITAL GAINS AND LOSSES  
 ST PIERRE FOUNDATION-EV

PAGE 171

RUN 02/09/2014  
 12 09 06 PM

TRUST YEAR ENDING 12/31/2013

TAX PREPARER 3754  
 TRUST ADMINISTRATOR 1520  
 INVESTMENT OFFICER 6686

LEGEND: F - FEDERAL S - STATE I - INHERITED  
 E - EXEMPT FROM STATE U - ACQ COST UNKNOWN

PROPERTY DESCRIPTION	SHARES	DATE	SALES PRICE	COST BASIS	GAIN/LOSS	TERM	NC
7500 MALLINCKRODT PLC - G5785G107 - MINOR = 54							
SOLD		07/11/2013	33 11				
ACQ	7500	06/18/2010	33 11	22 88	10 23	LT	Y
1 0000 MALLINCKRODT PLC - G5785G107 - MINOR = 54							
SOLD		07/16/2013	41.59				
ACQ	6250	04/01/2009	25 99	14.70	11 29	LT	Y
ACQ	3750	06/18/2010	15 60	11 44	4 16	LT	Y
3 0000 MICHAEL KORS HOLDINGS LTD - G60754101 - MINOR = 54							
SOLD		05/08/2013	173 85				
ACQ	3 0000	08/07/2012	173 85	130 47	43.38	ST	
4 0000 MICHAEL KORS HOLDINGS LTD - G60754101 - MINOR = 54							
SOLD		07/25/2013	257 79				
ACQ	4 0000	05/18/2012	257 79	150 43	107 36	LT	
3 0000 ACE LIMITED - H0023R105 - MINOR = 54							
SOLD		07/25/2013	277 10				
ACQ	3 0000	04/27/2011	277 10	198 89	78.21	LT	
3 0000 TRANSOCEAN LTD - H8817H100 - MINOR = 54							
SOLD		07/25/2013	145.76				
ACQ	3 0000	01/11/2012	145.76	123 25	22.51	LT	
2 0000 ASML HOLDING NV NY REG SHS - N07059210 - MINOR = 54							
SOLD		07/25/2013	179 11				
ACQ	2 0000	05/10/2013	179 11	156 70	22.41	ST	
3 0000 LYONDELLBASELL INDUSTRIES NV - N53745100 - MINOR = 54							
SOLD		05/30/2013	200 47				
ACQ	3 0000	03/19/2013	200 47	191 61	8 86	ST	
3 0000 LYONDELLBASELL INDUSTRIES NV - N53745100 - MINOR = 54							
SOLD		07/25/2013	204 27				
ACQ	3 0000	06/21/2012	204 27	113 51	90 76	LT	
2 0000 COPA HOLDINGS SA-CLASS A - P31076105 - MINOR = 54							
SOLD		07/25/2013	278.07				
ACQ	2 0000	03/26/2012	278.07	157 62	120 45	LT	
TOTALS			221405 25	176425 15			

SUMMARY OF CAPITAL GAINS/LOSSES

FEDERAL	SHORT TERM	LONG TERM 28%	LONG TERM	ST WASH SALE	LT WASH SALE	1250 GAIN
NONCOVERED FROM ABOVE	-417 53	0 00	26743 90	0 00	0 00	0 00*
COVERED FROM ABOVE	2428 64	0 00	16225 13	0 00	0 00	
COMMON TRUST FUND	0 00	0 00	0 00			0 00
CAPITAL GAIN DIV/DIST	8 63	0 00	35 39			5 39
	2019 74	0 00	43004 42	0 00	0 00	5 39

STATE

NONCOVERED FROM ABOVE	-417 53	0 00	26743 90	0 00	0 00	0 00*
COVERED FROM ABOVE	2428 64	0 00	16225 13	0 00	0 00	
COMMON TRUST FUND	0 00	0 00	0 00			0 00
CAPITAL GAIN DIV/DIST	8 63	0 00	35 39			5 39
	2019 74	0 00	43004 42	0 00	0 00	5 39

\* - 1250 GAIN DETAILED ON TRANS PAGES, NOT ABOVE

CAPITAL LOSS CARRYOVER

FEDERAL	0 00	0 00
CALIFORNIA	0 00	

# Application for Extension of Time To File an Exempt Organization Return

► File a separate application for each return.

► Information about Form 8868 and its instructions is at [www.irs.gov/form8868](http://www.irs.gov/form8868).

- If you are filing for an **Automatic 3-Month Extension**, complete only **Part I** and check this box
- If you are filing for an **Additional (Not Automatic) 3-Month Extension**, complete only **Part II** (on page 2 of this form)

**Do not complete Part II unless** you have already been granted an automatic 3-month extension on a previously filed Form 8868

**Electronic filing (e-file).** You can electronically file Form 8868 if you need a 3-month automatic extension of time to file (6 months for a corporation required to file Form 990-T), or an additional (not automatic) 3-month extension of time. You can electronically file Form 8868 to request an extension of time to file any of the forms listed in Part I or Part II with the exception of Form 8870, Information Return for Transfers Associated With Certain Personal Benefit Contracts, which must be sent to the IRS in paper format (see instructions). For more details on the electronic filing of this form, visit [www.irs.gov/efile](http://www.irs.gov/efile) and click on *e-file for Charities & Nonprofits*

## Part I Automatic 3-Month Extension of Time. Only submit original (no copies needed).

A corporation required to file Form 990-T and requesting an automatic 6-month extension — check this box and complete Part I only

All other corporations (including 1120-C filers), partnerships, REMICs, and trusts must use Form 7004 to request an extension of time to file income tax returns

Enter filer's identifying number, see instructions

Type or print	Name of exempt organization or other filer, see instructions	Employer identification number (EIN) or
	ST. PIERRE FOUNDATION	47-0879863
File by the due date for filing your return. See instructions	Number, street, and room or suite number. If a P.O. box, see instructions	Social security number (SSN)
	31982 PASEO SAGRADO City, town or post office, state, and ZIP code. For a foreign address, see instructions	
	SAN JUAN CAPISTRANO, CA 92675-3347	

Enter the Return code for the return that this application is for (file a separate application for each return)  04

Application Is For	Return Code	Application Is For	Return Code
Form 990 or Form 990-EZ	01	Form 990-T (corporation)	07
Form 990-BL	02	Form 1041-A	08
Form 4720 (individual)	03	Form 4720 (other than individual)	09
Form 990-PF	04	Form 5227	10
Form 990-T (section 401(a) or 408(a) trust)	05	Form 6069	11
Form 990-T (trust other than above)	06	Form 8870	12

• The books are in the care of ► ST. PIERRE FOUNDATION -----

Telephone No ► (949) 248-9279 Fax No ► -----

- If the organization does not have an office or place of business in the United States, check this box
- If this is for a Group Return, enter the organization's four digit Group Exemption Number (GEN) \_\_\_\_\_ If this is for the whole group, check this box  If it is for part of the group, check this box  and attach a list with the names and EINs of all members the extension is for

1 I request an automatic 3-month (6 months for a corporation required to file Form 990-T) extension of time until 8/15, 2014, to file the exempt organization return for the organization named above. The extension is for the organization's return for:

- calendar year 2013 or
- tax year beginning \_\_\_\_\_, 20\_\_\_\_, and ending \_\_\_\_\_, 20\_\_\_\_.

2 If the tax year entered in line 1 is for less than 12 months, check reason.  Initial return  Final return  Change in accounting period

<b>3a</b> If this application is for Forms 990-BL, 990-PF, 990-T, 4720, or 6069, enter the tentative tax, less any nonrefundable credits. See instructions.	<b>3a</b> \$	0.
<b>b</b> If this application is for Forms 990-PF, 990-T, 4720, or 6069, enter any refundable credits and estimated tax payments made. Include any prior year overpayment allowed as a credit.	<b>3b</b> \$	0.
<b>c Balance due.</b> Subtract line 3b from line 3a. Include your payment with this form, if required, by using EFTPS (Electronic Federal Tax Payment System). See instructions.	<b>3c</b> \$	0.

**Caution.** If you are going to make an electronic funds withdrawal (direct debit) with this Form 8868, see Form 8453-EO and Form 8879-EO for payment instructions.