



See a Social Security Number? Say Something!
Report Privacy Problems to <https://public.resource.org/privacy>
Or call the IRS Identity Theft Hotline at 1-800-908-4490



**Return of Private Foundation
or Section 4947(a)(1) Trust Treated as Private Foundation**

2013

Department of the Treasury
Internal Revenue Service

▶ Do not enter Social Security numbers on this form as it may be made public.
▶ Information about Form 990-PF and its separate instructions is at www.irs.gov/form990pf.

For calendar year 2013, or tax year beginning , 2013, and ending

ROBERT & JOAN BLACKMAN FAMILY FOUNDATION
6949 DUME DRIVE
MALIBU, CA 90265

A Employer identification number
46-1630096

B Telephone number (see the instructions)

G Check all that apply. Initial return Initial return of a former public charity
 Final return Amended return
 Address change Name change

C If exemption application is pending, check here

D 1 Foreign organizations, check here

2 Foreign organizations meeting the 85% test, check here and attach computation

H Check type of organization Section 501(c)(3) exempt private foundation
 Section 4947(a)(1) nonexempt charitable trust Other taxable private foundation


E If private foundation status was terminated under section 507(b)(1)(A), check here.

I Fair market value of all assets at end of year (from Part II, column (c), line 16)
▶ \$ 11,357,599.

J Accounting method Cash Accrual
 Other (specify) _____
(Part I, column (d) must be on cash basis)

F If the foundation is in a 60-month termination under section 507(b)(1)(B), check here.

Part I Analysis of Revenue and Expenses (The total of amounts in columns (b), (c), and (d) may not necessarily equal the amounts in column (a) (see instructions))		(a) Revenue and expenses per books	(b) Net investment income	(c) Adjusted net income	(d) Disbursements for charitable purposes (cash basis only)	
REVENUE	1 Contributions, gifts, grants, etc., received (att sch)					
	2 Ck <input checked="" type="checkbox"/> if the foundn is not req to att Sch B					
	3 Interest on savings and temporary cash investments	1,175.	1,175.	1,175.		
	4 Dividends and interest from securities	179,386.	179,386.	179,386.		
	5a Gross rents					
	b Net rental income or (loss)	87,446.				
	6a Net gain/(loss) from sale of assets not on line 10					
	b Gross sales price for all assets on line 6a	1,922,601.				
	7 Capital gain net income (from Part IV, line 2)		87,446.			
	8 Net short-term capital gain			87,446.		
	9 Income modifications					
	10a Gross sales less returns and allowances					
b Less Cost of goods sold						
c Gross profit/(loss) (att sch)						
11 Other income (attach schedule)	38,711.					
SEE STATEMENT 1						
12 Total. Add lines 1 through 11	306,718.	268,007.	268,007.			
ADMINISTRATIVE AND EXPENSES	13 Compensation of officers, directors, trustees, etc	0.				
	14 Other employee salaries and wages					
	15 Pension plans, employee benefits					
	16a Legal fees (attach schedule)					
	b Accounting fees (attach sch)					
	c Other prof fees (attach sch)					
	17 Interest					
	18 Taxes (attach schedule)(see instrs)					
	19 Depreciation (attach sch) and depletion					
	20 Occupancy					
	21 Travel, conferences, and meetings					
	22 Printing and publications					
	23 Other expenses (attach schedule)	89,741.	89,741.			
	SEE STATEMENT 2					
	24 Total operating and administrative expenses. Add lines 13 through 23	89,741.	89,741.			
25 Contributions, gifts, grants paid STMT 3	16,000.			16,000.		
26 Total expenses and disbursements. Add lines 24 and 25	105,741.	89,741.	0.	16,000.		
27 Subtract line 26 from line 12:						
a Excess of revenue over expenses and disbursements	200,977.					
b Net investment income (if negative, enter -0.)		178,266.				
c Adjusted net income (if negative, enter -0.)			268,007.			



SCANNED NOV 24 2014

614 13

Part II Balance Sheets		Attached schedules and amounts in the description column should be for end-of-year amounts only (See instructions.)			
		Beginning of year	End of year		
		(a) Book Value	(b) Book Value	(c) Fair Market Value	
ASSETS	1	Cash – non-interest-bearing			
	2	Savings and temporary cash investments	10,000,008.	1,089,296.	1,089,296.
	3	Accounts receivable			
		Less: allowance for doubtful accounts			
	4	Pledges receivable			
		Less: allowance for doubtful accounts			
	5	Grants receivable			
	6	Receivables due from officers, directors, trustees, and other disqualified persons (attach schedule) (see instructions)			
	7	Other notes and loans receivable (attach sch)			
		Less: allowance for doubtful accounts			
	8	Inventories for sale or use			
	9	Prepaid expenses and deferred charges			
	10a	Investments – U.S. and state government obligations (attach schedule)		1,096,382.	985,737.
	b	Investments – corporate stock (attach schedule)		8,057,357.	9,189,093.
	c	Investments – corporate bonds (attach schedule)			
	11	Investments – land, buildings, and equipment basis			
	Less: accumulated depreciation (attach schedule)				
12	Investments – mortgage loans				
13	Investments – other (attach schedule)		93,473.	93,473.	
14	Land, buildings, and equipment basis				
	Less: accumulated depreciation (attach schedule)				
15	Other assets (describe)				
16	Total assets (to be completed by all filers – see the instructions. Also, see page 1, item I)	10,000,008.	10,336,508.	11,357,599.	
LIABILITIES	17	Accounts payable and accrued expenses			
	18	Grants payable			
	19	Deferred revenue			
	20	Loans from officers, directors, trustees, & other disqualified persons			
	21	Mortgages and other notes payable (attach schedule)			
	22	Other liabilities (describe)			
	23	Total liabilities (add lines 17 through 22)	0.	0.	
NET ASSETS OR FUND BALANCES	Foundations that follow SFAS 117, check here and complete lines 24 through 26 and lines 30 and 31. <input checked="" type="checkbox"/>				
	24	Unrestricted	10,000,008.	10,336,508.	
	25	Temporarily restricted			
	26	Permanently restricted			
	Foundations that do not follow SFAS 117, check here and complete lines 27 through 31. <input type="checkbox"/>				
	27	Capital stock, trust principal, or current funds			
	28	Paid-in or capital surplus, or land, building, and equipment fund			
	29	Retained earnings, accumulated income, endowment, or other funds			
30	Total net assets or fund balances (see instructions)	10,000,008.	10,336,508.		
31	Total liabilities and net assets/fund balances (see instructions)	10,000,008.	10,336,508.		

Part III Analysis of Changes in Net Assets or Fund Balances			
1	Total net assets or fund balances at beginning of year – Part II, column (a), line 30 (must agree with end-of-year figure reported on prior year's return)	1	10,000,008.
2	Enter amount from Part I, line 27a	2	200,977.
3	Other increases not included in line 2 (itemize) SEE STATEMENT 4	3	135,523.
4	Add lines 1, 2, and 3	4	10,336,508.
5	Decreases not included in line 2 (itemize)	5	
6	Total net assets or fund balances at end of year (line 4 minus line 5) – Part II, column (b), line 30	6	10,336,508.

Part IV Capital Gains and Losses for Tax on Investment Income

(a) List and describe the kind(s) of property sold (e.g., real estate, 2-story brick warehouse; or common stock, 200 shares MLC Company)	(b) How acquired P - Purchase D - Donation	(c) Date acquired (month, day, year)	(d) Date sold (month, day, year)
1 a SEE STATEMENT 5			
b			
c			
d			
e			

(e) Gross sales price	(f) Depreciation allowed (or allowable)	(g) Cost or other basis plus expense of sale	(h) Gain or (loss) (e) plus (f) minus (g)
a			
b			
c			
d			
e			

Complete only for assets showing gain in column (h) and owned by the foundation on 12/31/69			(l) Gains (Column (h) gain minus column (k), but not less than -0-) or Losses (from column (h))
(i) Fair Market Value as of 12/31/69	(j) Adjusted basis as of 12/31/69	(k) Excess of column (i) over column (j), if any	
a			
b			
c			
d			
e			

2 Capital gain net income or (net capital loss) [If gain, also enter in Part I, line 7 If (loss), enter -0- in Part I, line 7]	2	87,446.
3 Net short-term capital gain or (loss) as defined in sections 1222(5) and (6). If gain, also enter in Part I, line 8, column (c) (see instructions) If (loss), enter -0- in Part I, line 8]	3	87,446.

Part V Qualification Under Section 4940(e) for Reduced Tax on Net Investment Income

(For optional use by domestic private foundations subject to the section 4940(a) tax on net investment income) N/A

If section 4940(d)(2) applies, leave this part blank

Was the foundation liable for the section 4942 tax on the distributable amount of any year in the base period? Yes No
If 'Yes,' the foundation does not qualify under section 4940(e). Do not complete this part

1 Enter the appropriate amount in each column for each year, see the instructions before making any entries

(a) Base period years Calendar year (or tax year beginning in)	(b) Adjusted qualifying distributions	(c) Net value of noncharitable-use assets	(d) Distribution ratio (column (b) divided by column (c))
2012			
2011			
2010			
2009			
2008			

2 Total of line 1, column (d)	2	
3 Average distribution ratio for the 5-year base period - divide the total on line 2 by 5, or by the number of years the foundation has been in existence if less than 5 years	3	
4 Enter the net value of noncharitable-use assets for 2013 from Part X, line 5	4	
5 Multiply line 4 by line 3	5	
6 Enter 1% of net investment income (1% of Part I, line 27b)	6	
7 Add lines 5 and 6	7	
8 Enter qualifying distributions from Part XII, line 4	8	

If line 8 is equal to or greater than line 7, check the box in Part VI, line 1b, and complete that part using a 1% tax rate See the Part VI instructions.

Part VI Excise Tax Based on Investment Income (Section 4940(a), 4940(b), 4940(e), or 4948 – see instructions)

1 a Exempt operating foundations described in section 4940(d)(2), check here <input type="checkbox"/> and enter 'N/A' on line 1 Date of ruling or determination letter _____ (attach copy of letter if necessary – see instrs)	}	1	3,565.
b Domestic foundations that meet the section 4940(e) requirements in Part V, check here. <input type="checkbox"/> and enter 1% of Part I, line 27b			
c All other domestic foundations enter 2% of line 27b Exempt foreign organizations enter 4% of Part I, line 12, column (b)			
2 Tax under section 511 (domestic section 4947(a)(1) trusts and taxable foundations only Others enter -0-)		2	0.
3 Add lines 1 and 2		3	3,565.
4 Subtitle A (income) tax (domestic section 4947(a)(1) trusts and taxable foundations only Others enter -0-)		4	0.
5 Tax based on investment income. Subtract line 4 from line 3 If zero or less, enter -0-		5	3,565.
6 Credits/Payments:			
a 2013 estimated tax pmts and 2012 overpayment credited to 2013	6 a		
b Exempt foreign organizations – tax withheld at source	6 b		
c Tax paid with application for extension of time to file (Form 8868)	6 c		
d Backup withholding erroneously withheld	6 d		
7 Total credits and payments Add lines 6a through 6d		7	0.
8 Enter any penalty for underpayment of estimated tax Check here <input checked="" type="checkbox"/> if Form 2220 is attached		8	80.
9 Tax due If the total of lines 5 and 8 is more than line 7, enter amount owed		9	3,645.
10 Overpayment. If line 7 is more than the total of lines 5 and 8, enter the amount overpaid		10	
11 Enter the amount of line 10 to be: Credited to 2014 estimated tax Refunded		11	

Part VII-A Statements Regarding Activities

	Yes	No
1 a During the tax year, did the foundation attempt to influence any national, state, or local legislation or did it participate or intervene in any political campaign?		X
b Did it spend more than \$100 during the year (either directly or indirectly) for political purposes (see the instructions for definition)? <i>If the answer is 'Yes' to 1a or 1b, attach a detailed description of the activities and copies of any materials published or distributed by the foundation in connection with the activities</i>		X
c Did the foundation file Form 1120-POL for this year?		X
d Enter the amount (if any) of tax on political expenditures (section 4955) imposed during the year (1) On the foundation ▶ \$ 0. (2) On foundation managers ▶ \$ 0.		
e Enter the reimbursement (if any) paid by the foundation during the year for political expenditure tax imposed on foundation managers. ▶ \$ 0.		
2 Has the foundation engaged in any activities that have not previously been reported to the IRS? <i>If 'Yes,' attach a detailed description of the activities</i>		X
3 Has the foundation made any changes, not previously reported to the IRS, in its governing instrument, articles of incorporation, or bylaws, or other similar instruments? <i>If 'Yes,' attach a conformed copy of the changes</i>		X
4 a Did the foundation have unrelated business gross income of \$1,000 or more during the year?		X
b If 'Yes,' has it filed a tax return on Form 990-T for this year?		N/A
5 Was there a liquidation, termination, dissolution, or substantial contraction during the year? <i>If 'Yes,' attach the statement required by General Instruction T</i>		X
6 Are the requirements of section 508(e) (relating to sections 4941 through 4945) satisfied either: • By language in the governing instrument, or • By state legislation that effectively amends the governing instrument so that no mandatory directions that conflict with the state law remain in the governing instrument?		X
7 Did the foundation have at least \$5,000 in assets at any time during the year? <i>If 'Yes,' complete Part II, column (c), and Part XV</i>	X	
8 a Enter the states to which the foundation reports or with which it is registered (see instructions) CA		
b If the answer is 'Yes' to line 7, has the foundation furnished a copy of Form 990-PF to the Attorney General (or designate) of each state as required by General Instruction G? <i>If 'No,' attach explanation</i>	X	
9 Is the foundation claiming status as a private operating foundation within the meaning of section 4942(j)(3) or 4942(j)(5) for calendar year 2013 or the taxable year beginning in 2013 (see instructions for Part XIV)? <i>If 'Yes,' complete Part XIV</i>		X
10 Did any persons become substantial contributors during the tax year? <i>If 'Yes,' attach a schedule listing their names and addresses</i>		X

Part VII-A Statements Regarding Activities (continued)

11	At any time during the year, did the foundation, directly or indirectly, own a controlled entity within the meaning of section 512(b)(13)? If 'Yes', attach schedule (see instructions)	11		X
12	Did the foundation make a distribution to a donor advised fund over which the foundation or a disqualified person had advisory privileges? If 'Yes,' attach statement (see instructions)	12		X
13	Did the foundation comply with the public inspection requirements for its annual returns and exemption application? Website address <u>N/A</u>	13	X	
14	The books are in care of <u>KANTOR ACCOUNTANCY CORP</u> Telephone no <u>(818) 849-3690</u> Located at <u>16530 VENTURA BLVD, SUITE 628 ENCINO CA</u> ZIP + 4 <u>91436</u>			
15	Section 4947(a)(1) nonexempt charitable trusts filing Form 990-PF in lieu of Form 1041 - Check here and enter the amount of tax-exempt interest received or accrued during the year <u>N/A</u>	15		N/A
16	At any time during calendar year 2013, did the foundation have an interest in or a signature or other authority over a bank, securities, or other financial account in a foreign country? See the instructions for exceptions and filing requirements for Form TD F 90-22 1. If 'Yes,' enter the name of the foreign country	16		X

Part VII-B Statements Regarding Activities for Which Form 4720 May Be Required

File Form 4720 if any item is checked in the 'Yes' column, unless an exception applies.

		Yes	No
1 a	During the year did the foundation (either directly or indirectly)		
(1)	Engage in the sale or exchange, or leasing of property with a disqualified person? <input type="checkbox"/> Yes <input checked="" type="checkbox"/> No		
(2)	Borrow money from, lend money to, or otherwise extend credit to (or accept it from) a disqualified person? <input type="checkbox"/> Yes <input checked="" type="checkbox"/> No		
(3)	Furnish goods, services, or facilities to (or accept them from) a disqualified person? <input type="checkbox"/> Yes <input checked="" type="checkbox"/> No		
(4)	Pay compensation to, or pay or reimburse the expenses of, a disqualified person? <input type="checkbox"/> Yes <input checked="" type="checkbox"/> No		
(5)	Transfer any income or assets to a disqualified person (or make any of either available for the benefit or use of a disqualified person)? <input type="checkbox"/> Yes <input checked="" type="checkbox"/> No		
(6)	Agree to pay money or property to a government official? (Exception. Check 'No' if the foundation agreed to make a grant to or to employ the official for a period after termination of government service, if terminating within 90 days) <input type="checkbox"/> Yes <input checked="" type="checkbox"/> No		
b	If any answer is 'Yes' to 1a(1)-(6), did any of the acts fail to qualify under the exceptions described in Regulations section 53.4941(d)-3 or in a current notice regarding disaster assistance (see instructions)? Organizations relying on a current notice regarding disaster assistance check here <input type="checkbox"/>	1 b	N/A
c	Did the foundation engage in a prior year in any of the acts described in 1a, other than excepted acts, that were not corrected before the first day of the tax year beginning in 2013?	1 c	X
2	Taxes on failure to distribute income (section 4942) (does not apply for years the foundation was a private operating foundation defined in section 4942(j)(3) or 4942(j)(5))		
a	At the end of tax year 2013, did the foundation have any undistributed income (lines 6d and 6e, Part XIII) for tax year(s) beginning before 2013? <input checked="" type="checkbox"/> Yes <input type="checkbox"/> No If 'Yes,' list the years <u>20 12</u> , 20 __, 20 __, 20 __		
b	Are there any years listed in 2a for which the foundation is not applying the provisions of section 4942(a)(2) (relating to incorrect valuation of assets) to the year's undistributed income? (If applying section 4942(a)(2) to all years listed, answer 'No' and attach statement - see instructions)	2 b	X
c	If the provisions of section 4942(a)(2) are being applied to any of the years listed in 2a, list the years here <u>20 __, 20 __, 20 __, 20 __</u>		
3 a	Did the foundation hold more than a 2% direct or indirect interest in any business enterprise at any time during the year? <input type="checkbox"/> Yes <input checked="" type="checkbox"/> No		
b	If 'Yes,' did it have excess business holdings in 2013 as a result of (1) any purchase by the foundation or disqualified persons after May 26, 1969, (2) the lapse of the 5-year period (or longer period approved by the Commissioner under section 4943(c)(7)) to dispose of holdings acquired by gift or bequest, or (3) the lapse of the 10-, 15-, or 20-year first phase holding period? (Use Schedule C, Form 4720, to determine if the foundation had excess business holdings in 2013)	3 b	N/A
4 a	Did the foundation invest during the year any amount in a manner that would jeopardize its charitable purposes?	4 a	X
b	Did the foundation make any investment in a prior year (but after December 31, 1969) that could jeopardize its charitable purpose that had not been removed from jeopardy before the first day of the tax year beginning in 2013?	4 b	X

BAA

Part VII-B Statements Regarding Activities for Which Form 4720 May Be Required (continued)

5 a During the year did the foundation pay or incur any amount to

(1) Carry on propaganda, or otherwise attempt to influence legislation (section 4945(e))? Yes No

(2) Influence the outcome of any specific public election (see section 4955), or to carry on, directly or indirectly, any voter registration drive? Yes No

(3) Provide a grant to an individual for travel, study, or other similar purposes? Yes No

(4) Provide a grant to an organization other than a charitable, etc, organization described in section 509(a)(1), (2), or (3), or section 4940(d)(2)? (see instructions) Yes No

(5) Provide for any purpose other than religious, charitable, scientific, literary, or educational purposes, or for the prevention of cruelty to children or animals? Yes No

b If any answer is 'Yes' to 5a(1)-(5), did any of the transactions fail to qualify under the exceptions described in Regulations section 53.4945 or in a current notice regarding disaster assistance (see instructions)? Yes No

Organizations relying on a current notice regarding disaster assistance check here

c If the answer is 'Yes' to question 5a(4), does the foundation claim exemption from the tax because it maintained expenditure responsibility for the grant? Yes No

If 'Yes,' attach the statement required by Regulations section 53.4945-5(d). N/A

6 a Did the foundation, during the year, receive any funds, directly or indirectly, to pay premiums on a personal benefit contract? Yes No

b Did the foundation, during the year, pay premiums, directly or indirectly, on a personal benefit contract? Yes No

If 'Yes' to 6b, file Form 8870

7 a At any time during the tax year, was the foundation a party to a prohibited tax shelter transaction? Yes No

b If 'Yes,' did the foundation receive any proceeds or have any net income attributable to the transaction? Yes No

Part VIII Information About Officers, Directors, Trustees, Foundation Managers, Highly Paid Employees, and Contractors

1 List all officers, directors, trustees, foundation managers and their compensation (see instructions).

(a) Name and address	(b) Title, and average hours per week devoted to position	(c) Compensation (If not paid, enter -0-)	(d) Contributions to employee benefit plans and deferred compensation	(e) Expense account, other allowances
ROBERT A. BLACKMAN 6949 DUME DRIVE MALIBU, CA 90265	DIRECTOR 4.00	0.	0.	0.
JOAN S. BLACKMAN 6949 DUME DRIVE MALIBU, CA 90265	DIRECTOR 4.00	0.	0.	0.

2 Compensation of five highest-paid employees (other than those included on line 1 - see instructions). If none, enter 'NONE.'

(a) Name and address of each employee paid more than \$50,000	(b) Title, and average hours per week devoted to position	(c) Compensation	(d) Contributions to employee benefit plans and deferred compensation	(e) Expense account, other allowances
NONE				

Total number of other employees paid over \$50,000 0

Part VIII Information About Officers, Directors, Trustees, Foundation Managers, Highly Paid Employees, and Contractors (continued)

3 Five highest-paid independent contractors for professional services (see instructions). If none, enter 'NONE.'

(a) Name and address of each person paid more than \$50,000	(b) Type of service	(c) Compensation
NONE ----- -----		
----- -----		
----- -----		
----- -----		
----- -----		
----- -----		
Total number of others receiving over \$50,000 for professional services		0

Part IX-A Summary of Direct Charitable Activities

List the foundation's four largest direct charitable activities during the tax year. Include relevant statistical information such as the number of organizations and other beneficiaries served, conferences convened, research papers produced, etc	Expenses
1 <u>N/A</u> ----- -----	
2 ----- -----	
3 ----- -----	
4 ----- -----	

Part IX-B Summary of Program-Related Investments (see instructions)

Describe the two largest program-related investments made by the foundation during the tax year on lines 1 and 2	Amount	
1 <u>N/A</u> ----- -----		
2 ----- -----		
All other program-related investments See instructions 3 ----- -----		
Total. Add lines 1 through 3		0.

Part X Minimum Investment Return (All domestic foundations must complete this part. Foreign foundations, see instructions.)

1	Fair market value of assets not used (or held for use) directly in carrying out charitable, etc, purposes:		
a	Average monthly fair market value of securities	1 a	8,846,949.
b	Average of monthly cash balances	1 b	1,831,855.
c	Fair market value of all other assets (see instructions)	1 c	
d	Total (add lines 1a, b, and c)	1 d	10,678,804.
e	Reduction claimed for blockage or other factors reported on lines 1a and 1c (attach detailed explanation)	1 e	0.
2	Acquisition indebtedness applicable to line 1 assets	2	0.
3	Subtract line 2 from line 1d	3	10,678,804.
4	Cash deemed held for charitable activities. Enter 1-1/2% of line 3 (for greater amount, see instructions)	4	160,182.
5	Net value of noncharitable-use assets. Subtract line 4 from line 3. Enter here and on Part V, line 4	5	10,518,622.
6	Minimum investment return. Enter 5% of line 5	6	525,931.

Part XI Distributable Amount (see instructions) (Section 4942(j)(3) and (j)(5) private operating foundations and certain foreign organizations check here and do not complete this part.)

1	Minimum investment return from Part X, line 6	1	525,931.
2a	Tax on investment income for 2013 from Part VI, line 5	2 a	3,565.
b	Income tax for 2013 (This does not include the tax from Part VI)	2 b	
c	Add lines 2a and 2b	2 c	3,565.
3	Distributable amount before adjustments. Subtract line 2c from line 1	3	522,366.
4	Recoveries of amounts treated as qualifying distributions	4	
5	Add lines 3 and 4	5	522,366.
6	Deduction from distributable amount (see instructions)	6	
7	Distributable amount as adjusted. Subtract line 6 from line 5. Enter here and on Part XIII, line 1	7	522,366.

Part XII Qualifying Distributions (see instructions)

1	Amounts paid (including administrative expenses) to accomplish charitable, etc, purposes:		
a	Expenses, contributions, gifts, etc – total from Part I, column (d), line 26	1 a	16,000.
b	Program-related investments – total from Part IX-B	1 b	
2	Amounts paid to acquire assets used (or held for use) directly in carrying out charitable, etc, purposes	2	
3	Amounts set aside for specific charitable projects that satisfy the:		
a	Suitability test (prior IRS approval required)	3 a	
b	Cash distribution test (attach the required schedule)	3 b	
4	Qualifying distributions. Add lines 1a through 3b. Enter here and on Part V, line 8, and Part XIII, line 4	4	16,000.
5	Foundations that qualify under section 4940(e) for the reduced rate of tax on net investment income. Enter 1% of Part I, line 27b (see instructions)	5	
6	Adjusted qualifying distributions. Subtract line 5 from line 4	6	16,000.

Note. The amount on line 6 will be used in Part V, column (b), in subsequent years when calculating whether the foundation qualifies for the section 4940(e) reduction of tax in those years

Part XIII Undistributed Income (see instructions)

	(a) Corpus	(b) Years prior to 2012	(c) 2012	(d) 2013
1 Distributable amount for 2013 from Part XI, line 7				522,366.
2 Undistributed income, if any, as of the end of 2013:				
a Enter amount for 2012 only			2,700.	
b Total for prior years: 20 __, 20 __, 20 __		0.		
3 Excess distributions carryover, if any, to 2013:				
a From 2008				
b From 2009				
c From 2010				
d From 2011				
e From 2012				
f Total of lines 3a through e.	0.			
4 Qualifying distributions for 2013 from Part XII, line 4 ▶ \$ 16,000.				
a Applied to 2012, but not more than line 2a			2,700.	
b Applied to undistributed income of prior years (Election required – see instructions)		0.		
c Treated as distributions out of corpus (Election required – see instructions)	0.			
d Applied to 2013 distributable amount				13,300.
e Remaining amount distributed out of corpus	0.			
5 Excess distributions carryover applied to 2013 (If an amount appears in column (d), the same amount must be shown in column (a))	0.			0.
6 Enter the net total of each column as indicated below:				
a Corpus. Add lines 3f, 4c, and 4e. Subtract line 5	0.			
b Prior years' undistributed income. Subtract line 4b from line 2b		0.		
c Enter the amount of prior years' undistributed income for which a notice of deficiency has been issued, or on which the section 4942(a) tax has been previously assessed		0.		
d Subtract line 6c from line 6b. Taxable amount – see instructions.		0.		
e Undistributed income for 2012. Subtract line 4a from line 2a. Taxable amount – see instructions.			0.	
f Undistributed income for 2013. Subtract lines 4d and 5 from line 1. This amount must be distributed in 2014.				509,066.
7 Amounts treated as distributions out of corpus to satisfy requirements imposed by section 170(b)(1)(F) or 4942(g)(3) (see instructions)	0.			
8 Excess distributions carryover from 2008 not applied on line 5 or line 7 (see instructions)	0.			
9 Excess distributions carryover to 2014. Subtract lines 7 and 8 from line 6a	0.			
10 Analysis of line 9:				
a Excess from 2009				
b Excess from 2010				
c Excess from 2011				
d Excess from 2012				
e Excess from 2013				

Part XIV Private Operating Foundations (see instructions and Part VII-A, question 9) N/A

1 a If the foundation has received a ruling or determination letter that it is a private operating foundation, and the ruling is effective for 2013, enter the date of the ruling ▶

b Check box to indicate whether the foundation is a private operating foundation described in section 4942(j)(3) or 4942(j)(5)

2 a Enter the lesser of the adjusted net income from Part I or the minimum investment return from Part X for each year listed

	Tax year				(e) Total
	(a) 2013	(b) 2012	(c) 2011	(d) 2010	
b 85% of line 2a					
c Qualifying distributions from Part XII, line 4 for each year listed					
d Amounts included in line 2c not used directly for active conduct of exempt activities					
e Qualifying distributions made directly for active conduct of exempt activities Subtract line 2d from line 2c					
3 Complete 3a, b, or c for the alternative test relied upon					
a 'Assets' alternative test – enter:					
(1) Value of all assets					
(2) Value of assets qualifying under section 4942(j)(3)(B)(i)					
b 'Endowment' alternative test – enter 2/3 of minimum investment return shown in Part X, line 6 for each year listed					
c 'Support' alternative test – enter:					
(1) Total support other than gross investment income (interest, dividends, rents, payments on securities loans (section 512(a)(5)), or royalties)					
(2) Support from general public and 5 or more exempt organizations as provided in section 4942(j)(3)(B)(iii)					
(3) Largest amount of support from an exempt organization					
(4) Gross investment income					

Part XV Supplementary Information (Complete this part only if the foundation had \$5,000 or more in assets at any time during the year – see instructions.)

1 Information Regarding Foundation Managers:

a List any managers of the foundation who have contributed more than 2% of the total contributions received by the foundation before the close of any tax year (but only if they have contributed more than \$5,000) (See section 507(d)(2))
SEE STATEMENT 6

b List any managers of the foundation who own 10% or more of the stock of a corporation (or an equally large portion of the ownership of a partnership or other entity) of which the foundation has a 10% or greater interest
NONE

2 Information Regarding Contribution, Grant, Gift, Loan, Scholarship, etc, Programs:

Check here if the foundation only makes contributions to preselected charitable organizations and does not accept unsolicited requests for funds. If the foundation makes gifts, grants, etc (see instructions) to individuals or organizations under other conditions, complete items 2a, b, c, and d

a The name, address, and telephone number or e-mail of the person to whom applications should be addressed.

b The form in which applications should be submitted and information and materials they should include

c Any submission deadlines.

d Any restrictions or limitations on awards, such as by geographical areas, charitable fields, kinds of institutions, or other factors.

Part XV Supplementary Information (continued)

3 Grants and Contributions Paid During the Year or Approved for Future Payment

Recipient Name and address (home or business)	If recipient is an individual, show any relationship to any foundation manager or substantial contributor	Foundation status of recipient	Purpose of grant or contribution	Amount
<i>a</i> Paid during the year				
Total				▶ 3 a
<i>b</i> Approved for future payment				
Total				▶ 3 b

Part XVI-A Analysis of Income-Producing Activities

Enter gross amounts unless otherwise indicated	Unrelated business income		Excluded by section 512, 513, or 514		(e) Related or exempt function income (See instructions.)
	(a) Business code	(b) Amount	(c) Exclu- sion code	(d) Amount	
1 Program service revenue					
a					
b					
c					
d					
e					
f					
g Fees and contracts from government agencies					
2 Membership dues and assessments					
3 Interest on savings and temporary cash investments			3	1,175.	
4 Dividends and interest from securities			3	179,386.	
5 Net rental income or (loss) from real estate					
a Debt-financed property					
b Not debt-financed property					
6 Net rental income or (loss) from personal property					
7 Other investment income			3	38,711.	
8 Gain or (loss) from sales of assets other than inventory					87,446.
9 Net income or (loss) from special events					
10 Gross profit or (loss) from sales of inventory					
11 Other revenue					
a					
b					
c					
d					
e					
12 Subtotal. Add columns (b), (d), and (e)				219,272.	87,446.
13 Total. Add line 12, columns (b), (d), and (e)				13	306,718.

(See worksheet in line 13 instructions to verify calculations)

Part XVI-B Relationship of Activities to the Accomplishment of Exempt Purposes

Line No. ▼	Explain below how each activity for which income is reported in column (e) of Part XVI-A contributed importantly to the accomplishment of the foundation's exempt purposes (other than by providing funds for such purposes). (See instructions)
N/A	

Part XVII Information Regarding Transfers To and Transactions and Relationships With Noncharitable Exempt Organizations

1 Did the organization directly or indirectly engage in any of the following with any other organization described in section 501(c) of the Code (other than section 501(c)(3) organizations) or in section 527, relating to political organizations?

Table with 2 columns: Yes, No. Rows include 1 a (1), 1 a (2), 1 b (1) through 1 b (6), and 1 c. 'X' marks are present in the 'No' column for all rows.

a Transfers from the reporting foundation to a noncharitable exempt organization of:

- (1) Cash
(2) Other assets

b Other transactions:

- (1) Sales of assets to a noncharitable exempt organization
(2) Purchases of assets from a noncharitable exempt organization
(3) Rental of facilities, equipment, or other assets
(4) Reimbursement arrangements
(5) Loans or loan guarantees
(6) Performance of services or membership or fundraising solicitations

c Sharing of facilities, equipment, mailing lists, other assets, or paid employees

d If the answer to any of the above is 'Yes,' complete the following schedule. Column (b) should always show the fair market value of the goods, other assets, or services given by the reporting foundation. If the foundation received less than fair market value in any transaction or sharing arrangement, show in column (d) the value of the goods, other assets, or services received

Table with 4 columns: (a) Line no., (b) Amount involved, (c) Name of noncharitable exempt organization, (d) Description of transfers, transactions, and sharing arrangements. Row 1 contains 'N/A'.

2 a Is the foundation directly or indirectly affiliated with, or related to, one or more tax-exempt organizations described in section 501(c) of the Code (other than section 501(c)(3)) or in section 527?

Yes No (X) (checked)

b If 'Yes,' complete the following schedule

Table with 3 columns: (a) Name of organization, (b) Type of organization, (c) Description of relationship. Row 1 contains 'N/A'.

Under penalties of perjury, I declare that I have examined this return, including accompanying schedules and statements, and to the best of my knowledge and belief, it is true, correct, and complete. Declaration of preparer (other than taxpayer) is based on all information of which preparer has any knowledge.

Sign Here

Signature of officer or trustee: Robert P. Blackman

Date: 11/13/2014

Title: DIRECTOR

May the IRS discuss this return with the preparer shown below (see instructions)? Yes No (X) (checked) ()

Paid Preparer Use Only

Print/Type preparer's name

LAURENCE KANTOR, CPA

Preparer's signature

Signature: L. Kantor

Date

11/12/14

Check self-employed if

PTIN

P00479877

Firm's name: KANTOR ACCOUNTANCY CORPORATION

Firm's EIN: 20-4354727

Firm's address: 16530 VENTURA BLVD. SUITE 628 ENCINO, CA 91436

Phone no: (818) 849-3690

BAA

Form 990-PF (2013)

ROBERT & JOAN BLACKMAN FAMILY FOUNDATION

46-1630096

STATEMENT 1
FORM 990-PF, PART I, LINE 11
OTHER INCOME

	(A) REVENUE PER BOOKS	(B) NET INVESTMENT INCOME	(C) ADJUSTED NET INCOME
OTHER INVESTMENT INCOME			
TOTAL	\$ 38,711.	\$ 0.	\$ 0.

STATEMENT 2
FORM 990-PF, PART I, LINE 23
OTHER EXPENSES

	(A) EXPENSES PER BOOKS	(B) NET INVESTMENT INCOME	(C) ADJUSTED NET INCOME	(D) CHARITABLE PURPOSES
WELLS FARGO INVEST MGMT FEES 6367	\$ 2,851.	\$ 2,851.		
WELLS FARGO INVEST MGMT FEES 7082	11,140.	11,140.		
WELLS FARGO INVEST MGMT FEES 7471	20,749.	20,749.		
WELLS FARGO INVEST MGMT FEES 7910	20,225.	20,225.		
WELLS FARGO INVEST MGMT FEES 8444	34,776.	34,776.		
TOTAL	\$ 89,741.	\$ 89,741.	\$ 0.	\$ 0.

STATEMENT 3
FORM 990-PF, PART I, LINE 25
CONTRIBUTIONS, GIFTS, AND GRANTS

CASH GRANTS AND ALLOCATIONS

CLASS OF ACTIVITY:	DONATION	
DONEE'S NAME:	UNITED STATES FUND FOR UNICEF	
DONEE'S ADDRESS:	125 MAIDEN LANE, 10TH FLOOR NEW YORK, NY 10038	
RELATIONSHIP OF DONEE:	N/A	
ORGANIZATIONAL STATUS OF DONEE:		
AMOUNT GIVEN:		\$ 5,000.
CLASS OF ACTIVITY:	DONATION	
DONEE'S NAME:	AMERICAN RED CROSS	
DONEE'S ADDRESS:	2025 E STREET WASHINGTON, DC 20006	
RELATIONSHIP OF DONEE:	N/A	
ORGANIZATIONAL STATUS OF DONEE:		
AMOUNT GIVEN:		5,000.
CLASS OF ACTIVITY:	DONATION	
DONEE'S NAME:	THE CARTER CENTER	
DONEE'S ADDRESS:	ONE COPENHILL, 435 FREEDOM PARKWAY ATLANTA, GA 30307	
RELATIONSHIP OF DONEE:	N/A	
ORGANIZATIONAL STATUS OF DONEE:		
AMOUNT GIVEN:		6,000.
TOTAL		\$ 16,000.

ROBERT & JOAN BLACKMAN FAMILY FOUNDATION

46-1630096

STATEMENT 4
FORM 990-PF, PART III, LINE 3
OTHER INCREASES

MISCELLANEOUS ADJUSTMENT

	\$	135,523.
TOTAL	\$	<u>135,523.</u>

STATEMENT 5
FORM 990-PF, PART IV, LINE 1
CAPITAL GAINS AND LOSSES FOR TAX ON INVESTMENT INCOME

ITEM	(A) DESCRIPTION	(B) HOW ACQUIRED	(C) DATE ACQUIRED	(D) DATE SOLD
1	SHORT-TERM COVERED WFA 6367	PURCHASED	VARIOUS	VARIOUS
2	SHORT-TERM COVERED WFA 7082	PURCHASED	VARIOUS	VARIOUS
3	SHORT-TERM NONCOVERED WFA 7082	PURCHASED	VARIOUS	VARIOUS
4	SHORT-TERM COVERED WFA 7910	PURCHASED	VARIOUS	VARIOUS
5	SHORT-TERM COVERED WFA 7471	PURCHASED	VARIOUS	VARIOUS
6	SHORT-TERM NONCOVERED WFA 7471	PURCHASED	VARIOUS	VARIOUS
7	NONCOVERED WFA 7471	PURCHASED	VARIOUS	VARIOUS
8	SHORT-TERM COVERED WFA 8444	PURCHASED	VARIOUS	VARIOUS
9	SILVERCREST ASSET MGMT GROUP	PURCHASED	7/22/2013	10/14/2013

ITEM	(E) GROSS SALES	(F) DEPREC. ALLOWED	(G) COST BASIS	(H) GAIN (LOSS)	(I) FMV 12/31/69	(J) ADJ. BAS. 12/31/69	(K) EXCESS (I) - (J)	(L) GAIN (LOSS)
1	117,565.		116,886.	679.				\$ 679.
2	77,136.		78,672.	-1,536.				-1,536.
3	276,829.		282,973.	-6,144.				-6,144.
4	55,899.		52,941.	2,958.				2,958.
5	539,765.		537,138.	2,627.				2,627.
6	13.		0.	13.				13.
7	846.		0.	846.				846.
8	853,434.		765,551.	87,883.				87,883.
9	1,114.		994.	120.				120.
							TOTAL	\$ <u>87,446.</u>

STATEMENT 6
FORM 990-PF, PART XV, LINE 1A
FOUNDATION MANAGERS - 2% OR MORE CONTRIBUTORS

ROBERT A . BLACKMAN
 JOAN S. BLACKMAN

ROBERT & JOAN BLACKMAN FAMILY FOUNDATION

46-1630096

**OTHER INCOME PRODUCING ACTIVITIES
INTEREST ON SAVINGS & CASH INVESTMENTS**

WELLS FARGO ADVISORS 6367	\$	2.
WELLS FARGO ADVISORS 4909		350.
WELLS FARGO ADVISORS 7082		20.
WELLS FARGO ADVISORS 7910		40.
WELLS FARGO ADVISORS 7471		16.
WELLS FARGO ADVISORS 8444		34.
THE BLACKSTONE GROUP, LP		713.
TOTAL	\$	<u>1,175.</u>

**OTHER INCOME PRODUCING ACTIVITIES
DIVIDENDS/INTEREST FROM SECURITIES.**

WELLS FARGO ADVISORS 6367	\$	4,533.
WELLS FARGO ADVISORS 7082		44,322.
WELLS FARGO ADVISORS 7910		32,159.
WELLS FARGO ADVISORS 7471		50,094.
WELLS FARGO ADVISORS 8444		48,278.
TOTAL	\$	<u>179,386.</u>

**OTHER INCOME PRODUCING ACTIVITIES
OTHER INVESTMENT INCOME [O]**

CAPT GAIN DIST - WELLS FARGO ADVISORS 6367	\$	1,883.
SEC 1250 GAIN - WELLS FARGO ADVISORS 6367		436.
US TREASURY INTEREST - WFA 7082		5,610.
CAPT GAIN DIST - WELLS FARGO ADVISORS 7082		25,238.
CAPT GAIN DIST - WELLS FARGO ADVISORS 7910		1,471.
INVESTMENT INCOME - THE BLACKSTONE GROUP, LP		4,073.
TOTAL	\$	<u>38,711.</u>

**BALANCE SHEET
SAVINGS AND TEMPORARY CASH INVESTMENTS**

WELLS FARGO ADVISORS 4909	\$	484,308.
WELLS FARGO ADVISORS 8444		189,638.
WELLS FARGO ADVISORS 7082		93,133.
WELLS FARGO ADVISORS 7471		80,995.
WELLS FARGO ADVISORS 7910		234,598.
WELLS FARGO ADVISORS 6367		6,624.
TOTAL	\$	<u>1,089,296.</u>

**BALANCE SHEET
OTHER (FORM 990-PF)[O]**

INVESTMENT IN THE BLACKSTONE GROUP, LP	\$	93,473.
TOTAL	\$	<u>93,473.</u>

ROBERT & JOAN BLACKMAN FAMILY FOUNDATION

46-1630096

**FMV OF ASSETS (990-PF)
SAVINGS AND TEMPORARY CASH INVESTMENTS**

WELLS FARGO ADVISORS 4909	\$	484,308.
WELLS FARGO ADVISORS 8444		189,638.
WELLS FARGO ADVISORS 7910		234,598.
WELLS FARGO ADVISORS 6367		6,624.
WELLS FARGO ADVISORS 7471		80,995.
WELLS FARGO ADVISORS 7082		93,133.
TOTAL	\$	<u>1,089,296.</u>

**FMV OF ASSETS (990-PF)
CORPORATE STOCK [O]**

WELLS FARGO ADVISORS 6367	\$	236,853.
WELLS FARGO ADVISORS 7910		1,779,411.
WELLS FARGO ADVISORS 7082		862,434.
WELLS FARGO ADVISORS 7471		2,211,926.
WELLS FARGO ADVISORS 8444		4,098,469.
TOTAL	\$	<u>9,189,093.</u>

FORM 990-PF PART IV STATEMENT 5 GAIN/LOSS DETAILS

2013

FEDERAL STATEMENTS

(83 PAGES)

PAGE 1

CLIENT BLACKMAN

ROBERT & JOAN BLACKMAN FAMILY FOUNDATION

46-1630096

11/10/14

04 24PM


**STATEMENT 5
FORM 990-PF, PART IV, LINE 1
CAPITAL GAINS AND LOSSES FOR TAX ON INVESTMENT INCOME**

<u>ITEM</u>	<u>(A) DESCRIPTION</u>	<u>(B) HOW ACQUIRED</u>	<u>(C) DATE ACQUIRED</u>	<u>(D) DATE SOLD</u>
1	SHORT-TERM COVERED WFA 6367	PURCHASED	VARIOUS	12/31/2013
2	SHORT-TERM COVERED WFA 7082	PURCHASED	VARIOUS	12/31/2013
3	SHORT-TERM NONCOVERED WFA 7082	PURCHASED	VARIOUS	12/31/2013
4	SHORT-TERM COVERED WFA 7910	PURCHASED	VARIOUS	12/31/2013
5	SHORT-TERM COVERED WFA 7471	PURCHASED	VARIOUS	12/31/2013
6	SHORT-TERM NONCOVERED WFA 7471	PURCHASED	VARIOUS	12/31/2013
7	NONCOVERED WFA 7471	PURCHASED	VARIOUS	12/31/2013
8	SHORT-TERM COVERED WFA 8444	PURCHASED	VARIOUS	12/31/2013
9	SILVERCREST ASSET MGMT GROUP	PURCHASED	7/22/2013	10/14/2013

<u>ITEM</u>	<u>(E) GROSS SALES</u>	<u>(F) DEPREC. ALLOWED</u>	<u>(G) COST BASIS</u>	<u>(H) GAIN (LOSS)</u>	<u>(I) FMV 12/31/69</u>	<u>(J) ADJ. BAS. 12/31/69</u>	<u>(K) EXCESS (I) - (J)</u>	<u>(L) GAIN (LOSS)</u>
1	117,565.		116,886.	679.				\$ 679.
2	77,136.		78,672.	-1,536.				-1,536.
3	276,829.		282,973.	-6,144.				-6,144.
4	55,899.		52,941.	2,958.				2,958.
5	539,765.		537,138.	2,627.				2,627.
6	13.		0.	13.				13.
7	846.		0.	846.				846.
8	853,434.		765,551.	87,883.				87,883.
9	1,114.		994.	120.				120.
							TOTAL	\$ 87,446.

SEE ATTACHMENTS

2013 ENHANCED SUMMARY



Your Financial Advisor:
 FREDERICK O ROBERTSHAW JR
 500 SILVER SPUR RD
 STE 300, 3RD FLOOR
 ROLLING HILLS ESTATES CA
 90275
 (310) 377-1942

ROBERT AND JOAN BLACKMAN
 FAMILY FOUNDATION
 6949 DUME DRIVE
 MALIBU, CA 90625

Account Number: 2481-6367

Year-End Account Summary

This information is NOT provided to the Internal Revenue Service, but is being provided to you for courtesy purposes. Please consult with your Financial Advisor or Tax Advisor regarding specific questions.

For noncovered transactions, we provide supplemental cost basis information, when it is available, to assist you with completing your tax return, however, THIS INFORMATION IS NOT PROVIDED TO THE INTERNAL REVENUE SERVICE

**SHORT TERM GAINS OR LOSSES (Box 1c) FOR COVERED SECURITIES (Box 6)
 Proceeds from Broker and Barter Exchange Transactions for 2013**

8-Description / CUSIP 1a-Date of Sale or Exchange	1e-Quantity Sold	1b-Date of Acquisition	2a-Sales Price*	3-Cost or Other Basis	Supplemental Information Gain or Loss Amount	Additional Information
ACADIA REALTY TR / 004239109 REIT						
05/29/13	2.0000	02/11/13	52.89	53.39	-0.50	SALE
05/30/13	7.0000	02/11/13	183.34	186.84	-3.50	SALE
05/31/13	9.0000	02/11/13	233.46	240.22	-6.76	SALE
06/03/13	3.0000	02/11/13	78.22	80.08	-1.86	SALE
06/03/13	2.0000	02/11/13	52.14	53.39	-1.25	SALE
06/04/13	9.0000	02/11/13	234.52	240.22	-5.70	SALE
06/04/13	3.0000	02/11/13	78.17	80.07	-1.90	SALE
06/12/13	12.0000	02/11/13	309.44	320.28	-10.84	SALE
06/13/13	1.0000	02/11/13	25.76	26.69	-0.93	SALE
06/13/13	1.0000	02/11/13	25.76	26.69	-0.93	SALE
06/14/13	2.0000	02/11/13	51.32	53.38	-2.06	SALE
06/17/13	1.0000	02/11/13	25.69	26.69	-1.00	SALE
06/18/13	3.0000	02/11/13	77.39	80.07	-2.68	SALE
06/19/13	5.0000	02/11/13	128.46	133.45	-4.99	SALE
ALEXANDRIA REAL ESTATE / 015271109 REIT EQUITIES INC						
03/06/13	1.0000	02/11/13	72.40	73.12	-0.72	SALE

2013 ENHANCED SUMMARY

Your Financial Advisor :
 FREDERICK O ROBERTSHAW JR
 500 SILVER SPUR RD
 STE 300, 3RD FLOOR
 ROLLING HILLS ESTATES CA
 90275
 (310) 377-1942

ROBERT AND JOAN BLACKMAN
 FAMILY FOUNDATION
 6949 DUME DRIVE
 MALIBU, CA 90625

Account Number: 2481-6367

Year-End Account Summary

This information is NOT provided to the Internal Revenue Service, but is being provided to you for courtesy purposes. Please consult with your Financial Advisor or Tax Advisor regarding specific questions.

SHORT TERM GAINS OR LOSSES (Box 1c) FOR COVERED SECURITIES (Box 6) Proceeds from Broker and Barter Exchange Transactions for 2013

continued

8-Description / CUSIP 1a-Date of Sale or Exchange	1e-Quantity Sold	1b-Date of Acquisition	2a-Sales Price*	3-Cost or Other Basis	Supplemental Information Gain or Loss Amount	Additional Information
03/08/13	1.0000	02/11/13	72.02	73.12	-1.10	SALE
03/11/13	1.0000	02/11/13	71.87	73.12	-1.25	SALE
03/12/13	1.0000	02/11/13	71.99	73.12	-1.13	SALE
03/13/13	2.0000	02/11/13	143.96	146.22	-2.26	SALE
03/14/13	10.0000	02/11/13	719.10	731.10	-12.00	SALE
05/22/13	7.0000	02/11/13	523.78	511.29	12.49	SALE
05/22/13	1.0000	02/11/13	74.63	73.05	1.78	SALE
05/23/13	3.0000	02/11/13	218.90	219.13	-0.23	SALE
05/29/13	5.0000	02/11/13	352.57	365.21	-12.64	SALE
05/30/13	14.0000	02/11/13	982.47	1,022.57	-40.10	SALE
05/30/13	1.0000	02/11/13	70.18	73.05	-2.87	SALE
05/31/13	14.0000	02/11/13	963.36	1,022.57	-59.21	SALE
06/05/13	12.0000	02/11/13	808.95	876.49	-67.54	SALE
	2.0000	02/11/13	134.65	146.03	-11.38	Original Basis 146.22
	1.0000	05/08/13	67.32	74.98	-7.66	
	2.0000	05/09/13	134.66	150.30	-15.64	
	1.0000	05/10/13	67.33	75.25	-7.92	
	2.0000	05/13/13	134.66	150.84	-16.18	
06/06/13	8.0000	Various	538.62	597.40	-58.78	SALE
TOTAL 5 LOTS						

AMERICAN TOWER CORP / 03027X100

REIT

02/14/13

8.0000

589.16


611.72

SALE

-22.56



2013 ENHANCED SUMMARY



Your Financial Advisor:
 FREDERICK O ROBERTSHAW JR
 500 SILVER SPUR RD
 STE 300, 3RD FLOOR
 ROLLING HILLS ESTATES CA
 90275
 (310) 377-1942

ROBERT AND JOAN BLACKMAN
 FAMILY FOUNDATION
 6949 DUME DRIVE
 MALIBU, CA 90625

Account Number: 2481-6367

Year-End Account Summary

This information is NOT provided to the Internal Revenue Service, but is being provided to you for courtesy purposes. Please consult with your Financial Advisor or Tax Advisor regarding specific questions.

continued

SHORT TERM GAINS OR LOSSES (Box 1c) FOR COVERED SECURITIES (Box 6) Proceeds from Broker and Barter Exchange Transactions for 2013

8-Description / CUSIP 1a-Date of Sale or Exchange	1e-Quantity Sold	1b-Date of Acquisition	2a-Sales Price*	3-Cost or Other Basis	Supplemental Information Gain or Loss Amount	Additional Information
02/15/13	3 0000	02/11/13	222.40	229.40	-7.00	SALE
02/25/13	16 0000	02/11/13	1,190.96	1,223.43	-32.47	SALE
02/25/13	2 0000	02/11/13	149.13	152.93	-3.80	SALE
APARTMENT INVESTMENT & / 03748R101 REIT MANAGEMENT CO-A						
06/11/13	67 0000	02/11/13	1,892.71	1,936.30	-43.59	
	1 0000	02/14/13	28.24	28.95	-0.71	
	1 0000	02/19/13	28.25	29.37	-1.12	
	1 0000	02/20/13	28.25	29.65	-1.40	
	20 0000	02/25/13	565.00	597.30	-32.30	
	15 0000	03/18/13	423.75	456.56	-32.81	
	5 0000	03/18/13	141.25	152.03	-10.78	
	110 0000	Various	3,107.45	3,230.16	-122.71	SALE
TOTAL 7 LOTS						
AVALONBAY COMMUNITIES / 053484101						
10/09/13	2 0000	02/11/13	249.56	259.84	-10.28	SALE
BOSTON PROPERTIES INC / 101121101						
02/28/13	10 0000	02/11/13	1,039.40	1,048.60	-9.20	SALE
10/02/13	4 0000	02/11/13	427.36	419.44	7.92	SALE
10/21/13	3 0000	02/11/13	320.86	314.58	6.28	SALE
10/22/13	3 0000	02/11/13	326.40	314.58	11.82	SALE
10/24/13	3 0000	02/11/13	322.94	314.58	8.36	SALE
10/25/13	3 0000	02/11/13	324.82	314.58	10.24	SALE

2013 ENHANCED SUMMARY

As of Date: 2/07/14

Your Financial Advisor :
 FREDERICK O ROBERTSHAW JR
 500 SILVER SPUR RD
 STE 300, 3RD FLOOR
 ROLLING HILLS ESTATES CA
 90275
 (310) 377-1942

ROBERT AND JOAN BLACKMAN
 FAMILY FOUNDATION
 6949 DUME DRIVE
 MALIBU, CA 90625

Account Number: 2481-6367

Year-End Account Summary

This information is NOT provided to the Internal Revenue Service, but is being provided to you for courtesy purposes.
 Please consult with your Financial Advisor or Tax Advisor regarding specific questions.

**SHORT TERM GAINS OR LOSSES (Box 1c) FOR COVERED SECURITIES (Box 6)
 Proceeds from Broker and Barter Exchange Transactions for 2013**

continued

B-Description / CUSIP 1a-Date of Sale or Exchange	1e-Quantity Sold	1b-Date of Acquisition	2a-Sales Price*	3-Cost or Other Basis	Supplemental Information	
					Gain or Loss Amount	Additional Information
10/30/13	2 0000	02/11/13	209 30	209 72	-0.42	SALE
12/04/13	2 0000	02/11/13	199 66	209 72	-10 06	SALE
12/05/13	1 0000	02/11/13	99 60	104 86	-5 26	SALE
12/06/13	1 0000	02/11/13	100 60	104 86	-4 26	SALE
12/10/13	1.0000	02/11/13	102 38	104 86	-2.48	SALE
12/11/13	4 0000	02/11/13	401 25	419 44	-18.19	SALE
BRANDYWINE REALTY TRUST / 105368203						
04/17/13	1 0000	02/14/13	14 62	13 34	1 28	SALE
04/18/13	6 0000	02/14/13	87 54	79 97	7.57	SALE
04/18/13	1.0000	02/14/13	14 59	13 34	1 25	SALE
	3 0000	02/14/13	44 43	39 98	4 45	Original Basis 40 03
	5 0000	02/15/13	74 05	66.70	7 35	Original Basis: 66 79
	9 0000	02/19/13	133 30	120 60	12 70	Original Basis 120 77
04/24/13	17.0000	Various	251 78	227 28	24 50	SALE
04/25/13	19 0000	Various	282 89	255 62	27.27	SALE
04/25/13	7.0000	02/20/13	104 23	94 72	9 51	SALE
	2 0000	02/20/13	29 71	27 02	2 69	Original Basis 27 05
	11 0000	02/21/13	163.43	145 02	18 41	Original Basis: 145 23
	13.0000	Various	193 14	172 04	21 10	SALE
04/26/13	7 0000	02/21/13	103.99	92 29	11.70	SALE
04/29/13	1 0000	02/21/13	14 91	13 19	1 72	Original Basis 13 20
	10 0000	02/21/13	149.12	131 94	17.18	Original Basis 132 13
TOTAL 3 LOTS						
TOTAL 2 LOTS						





2013 ENHANCED SUMMARY

Your Financial Advisor :
 FREDERICK O ROBERTSHAW JR
 500 SILVER SPUR RD
 STE 300, 3RD FLOOR
 ROLLING HILLS ESTATES CA
 90275
 (310) 377-1942

ROBERT AND JOAN BLACKMAN
 FAMILY FOUNDATION
 6949 DUME DRIVE
 MALIBU, CA 90625

Account Number: 2481-6367

Year-End Account Summary

This information is NOT provided to the Internal Revenue Service, but is being provided to you for courtesy purposes.
 Please consult with your Financial Advisor or Tax Advisor regarding specific questions.

SHORT TERM GAINS OR LOSSES (Box 1c) FOR COVERED SECURITIES (Box 6)

continued

8-Description / CUSIP 1a-Date of Sale or Exchange	1e-Quantity Sold	1b-Date of Acquisition	2a-Sales Price*	3-Cost or Other Basis	Supplemental Information Gain or Loss Amount	Additional Information	TOTAL 2 LOTS
04/30/13	11 0000	02/21/13	164 03	145.13	18 90	SALE	
05/01/13	6 0000	02/21/13	89 26	79 17	10 09	SALE	
	2 0000	02/21/13	29 99	26 39	3 60	Original Basis 26 42	
	3 0000	02/21/13	44 98	39 71	5 27	Original Basis 39 76	
	2 0000	02/25/13	29 99	25 99	4 00	Original Basis 26 02	
	1 0000	02/25/13	14 99	13 07	1 92	Original Basis 13 08	
	10 0000	02/26/13	149 96	131 08	18 88	Original Basis 131 27	
	3 0000	02/28/13	44 98	41 14	3 84	Original Basis 41 19	
	6 0000	03/01/13	89 98	82 11	7 87	Original Basis 82 22	
	3 0000	03/04/13	45 00	41 76	3 24	Original Basis 42 02	
05/02/13	30 0000	Various	449 87	401.25	48.62	SALE	TOTAL 8 LOTS
CBL & ASSOC PROPERTIES / 124830100							
REIT INC							
05/29/13	7.0000	02/11/13	168 77	155 97	12 80	SALE	
05/30/13	21 0000	02/11/13	502 36	467 91	34 45	SALE	
05/30/13	4 0000	02/11/13	95 69	89 13	6 56	SALE	
05/31/13	14.0000	02/11/13	325 43	311 94	13 49	SALE	
06/03/13	3 0000	02/11/13	69 23	66 85	2 38	SALE	
06/05/13	1.0000	02/11/13	22 42	22 29	0 13	SALE	
06/06/13	13 0000	02/11/13	290.00	289 65	0 35	SALE	
06/07/13	16.0000	02/11/13	365 21	356 49	8 72	SALE	
06/10/13	3 0000	02/11/13	68 92	66 84	2 08	SALE	
06/11/13	3 0000	02/11/13	68 30	66 84	1 46	SALE	

2013 ENHANCED SUMMARY

Your Financial Advisor :
 FREDERICK O ROBERTSHAW JR
 500 SILVER SPUR RD
 STE 300, 3RD FLOOR
 ROLLING HILLS ESTATES CA
 90275
 (310) 377-1942

ROBERT AND JOAN BLACKMAN
 FAMILY FOUNDATION
 6949 DUME DRIVE
 MALIBU, CA 90625

Account Number: 2481-6367

Year-End Account Summary

This information is NOT provided to the Internal Revenue Service, but is being provided to you for courtesy purposes.
 Please consult with your Financial Advisor or Tax Advisor regarding specific questions.


SHORT TERM GAINS OR LOSSES (Box 1c) FOR COVERED SECURITIES (Box 6) Proceeds from Broker and Barter Exchange Transactions for 2013

continued

8-Description / CUSIP 1a-Date of Sale or Exchange	1e-Quantity Sold	1b-Date of Acquisition	2a-Sales Price*	3-Cost or Other Basis	Supplemental Information	
					Gain or Loss Amount	Additional Information
06/13/13	6.0000	02/11/13	135.45	133.68	1.77	SALE
06/14/13	1.0000	02/11/13	22.90	22.28	0.62	SALE
07/10/13	2.0000	02/11/13	45.39	44.56	0.83	SALE
07/10/13	2.0000	02/11/13	45.39	44.56	0.83	SALE
07/10/13	1.0000	02/11/13	22.70	22.28	0.42	SALE
07/11/13	5.0000	02/11/13	115.49	111.40	4.09	SALE
07/12/13	5.0000	02/11/13	115.34	111.40	3.94	SALE
07/12/13	3.0000	02/11/13	69.20	66.84	2.36	SALE
07/15/13	1.0000	02/11/13	23.21	22.28	0.93	
07/15/13	3.0000	02/25/13	69.63	66.08	3.55	
07/15/13	4.0000	Various	92.84	88.36	4.48	SALE
07/15/13	2.0000	02/25/13	46.87	44.07	2.80	
07/15/13	4.0000	02/26/13	93.75	88.27	5.48	
07/15/13	2.0000	02/27/13	46.88	45.37	1.51	
07/15/13	1.0000	02/28/13	23.44	22.86	0.58	
07/16/13	9.0000	Various	210.94	200.57	10.37	SALE
07/16/13	1.0000	02/28/13	23.54	22.85	0.69	
07/16/13	1.0000	02/28/13	23.55	22.75	0.80	
07/16/13	2.0000	02/28/13	47.09	45.60	1.49	SALE
07/16/13	3.0000	03/01/13	71.18	68.19	2.99	SALE
07/16/13	1.0000	03/01/13	23.85	22.73	1.12	SALE
07/16/13	1.0000	03/01/13	23.89	22.73	1.16	SALE
07/16/13	1.0000	03/01/13	23.93	22.73	1.20	SALE
						TOTAL 2 LOTS
						TOTAL 4 LOTS
						TOTAL 2 LOTS



2013 ENHANCED SUMMARY



Your Financial Advisor:
FREDERICK O ROBERTSHAW JR
500 SILVER SPUR RD
STE 300, 3RD FLOOR
ROLLING HILLS ESTATES CA
90275
(310) 377-1942

ROBERT AND JOAN BLACKMAN
FAMILY FOUNDATION
6949 DUME DRIVE
MALIBU, CA 90625

Account Number: 2481-6367

Year-End Account Summary

This information is NOT provided to the Internal Revenue Service, but is being provided to you for courtesy purposes. Please consult with your Financial Advisor or Tax Advisor regarding specific questions.

SHORT TERM GAINS OR LOSSES (Box 1c) FOR COVERED SECURITIES (Box 6)
Proceeds from Broker and Barter Exchange Transactions for 2013

continued

8-Description / CUSIP 1a-Date of Sale or Exchange	1e-Quantity Sold	1b-Date of Acquisition	2a-Sales Price*	3-Cost or Other Basis	Supplemental Information	
					Gain or Loss Amount	Additional Information
07/22/13	1,000	03/01/13	23 93	22 73	1.20	SALE
07/23/13	2,000	03/01/13	48 04	45 46	2 58	SALE
07/23/13	1,000	03/01/13	24 02	22 73	1 29	SALE
07/24/13	2,000	03/01/13	47 16	45 45	1 71	SALE
07/25/13	1,000	03/01/13	23 58	22 72	0 86	SALE
	1,000	03/01/13	23 52	22 78	0 74	
	1,000	03/15/13	23 52	22 99	0 53	
	2,000	03/18/13	47 04	46 11	0 93	
	4,000	03/19/13	94 10	92 37	1 73	
07/26/13	8,000	Various	188 18	184 25	3 93	SALE
07/30/13	1,000	03/20/13	23 45	23 20	0 25	SALE
	3,000	03/20/13	64 17	69 57	-5 40	
	8,000	03/21/13	171 14	187 96	-16 82	
	6,000	03/25/13	128 37	141 60	-13 23	
08/06/13	17,000	Various	363 68	399 13	-35 45	SALE
TOTAL 4 LOTS						
TOTAL 3 LOTS						
CUBESMART / 229663109						
10/21/13	14,000	02/11/13	270 23	216 25	53 98	SALE
10/22/13	33,000	02/11/13	627 15	509 72	117 43	SALE
10/22/13	8,000	02/11/13	152 04	123 57	28 47	SALE
10/22/13	8,000	02/11/13	152 04	123 57	28 47	SALE
10/30/13	15,000	02/11/13	277 23	231 69	45 54	SALE
10/31/13	13,000	02/11/13	236 64	200 80	35 84	SALE
12/06/13	13,000	02/11/13	204 87	200 80	4 07	SALE

2013 ENHANCED SUMMARY

Your Financial Advisor :
 FREDERICK O ROBERTSHAW JR
 500 SILVER SPUR RD
 STE 300, 3RD FLOOR
 ROLLING HILLS ESTATES CA
 90275
 (310) 377-1942

ROBERT AND JOAN BLACKMAN
 FAMILY FOUNDATION
 6949 DUME DRIVE
 MALIBU, CA 90625

Account Number: 2481-6367

Year-End Account Summary

This information is NOT provided to the Internal Revenue Service, but is being provided to you for courtesy purposes.
 Please consult with your Financial Advisor or Tax Advisor regarding specific questions.


**SHORT TERM GAINS OR LOSSES (Box 1c) FOR COVERED SECURITIES (Box 6)
 Proceeds from Broker and Barter Exchange Transactions for 2013**

continued

8-Description / CUSIP 1a-Date of Sale or Exchange	1e-Quantity Sold	1b-Date of Acquisition	2a-Sales Price*	3-Cost or Other Basis	Supplemental Information Gain or Loss Amount	Additional Information
DCT INDUSTRIAL TRUST INC / 233153105						
12/06/13	1 0000	02/11/13	15 82	15 45	0 37	SALE
12/09/13	11 0000	02/11/13	173 38	169 91	3 47	SALE
12/18/13	3 0000	02/11/13	48 00	46 34	1 66	SALE
12/20/13	17 0000	02/11/13	270.83	262 58	8 25	SALE
03/05/13	91 0000	02/11/13	666 54	650 65	15 89	SALE
04/09/13	25 0000	02/11/13	181.26	178 09	3 17	SALE
04/10/13	40.0000	02/11/13	289 95	284.94	5 01	SALE
04/10/13	24 0000	02/11/13	173.97	170.97	3 00	SALE
07/16/13	10 0000	02/11/13	76 71	70 98	5 73	SALE
07/17/13	6 0000	02/11/13	46 22	42 60	3 62	SALE
07/18/13	11 0000	02/11/13	86 75	78 07	8 68	SALE
07/18/13	8 0000	02/11/13	63 09	56.78	6 31	SALE
07/24/13	8 0000	02/11/13	61.96	56 78	5 18	SALE
08/02/13	254 0000	02/11/13	1,868 19	1,802 56	65 63	SALE
DIGITAL REALTY TRUST INC / 253868103						
02/14/13	11 0000	02/11/13	721 01	714.56	6 45	SALE
02/15/13	4.0000	02/11/13	257.75	259 84	-2 09	SALE
02/19/13	5 0000	02/11/13	319 83	324.80	-4 97	SALE
02/26/13	4 0000	02/11/13	264 94	259 84	5 10	SALE
02/27/13	1 0000	02/11/13	66.02	64 96	1 06	SALE



2013 ENHANCED SUMMARY



Your Financial Advisor :
 FREDERICK O ROBERTSHAW JR
 500 SILVER SPUR RD
 STE 300, 3RD FLOOR
 ROLLING HILLS ESTATES CA
 90275
 (310) 377-1942

ROBERT AND JOAN BLACKMAN
 FAMILY FOUNDATION
 6949 DUME DRIVE
 MALIBU, CA 90625

Account Number: 2481-6367

Year-End Account Summary

This information is NOT provided to the Internal Revenue Service, but is being provided to you for courtesy purposes. Please consult with your Financial Advisor or Tax Advisor regarding specific questions.

**SHORT TERM GAINS OR LOSSES (Box 1c) FOR COVERED SECURITIES (Box 6)
 Proceeds from Broker and Barter Exchange Transactions for 2013**

continued

8-Description / CUSIP 1a-Date of Sale or Exchange	1e-Quantity Sold	1b-Date of Acquisition	2a-Sales Price*	3-Cost or Other Basis	Supplemental Information	
					Gain or Loss Amount	Additional Information
02/27/13	2.0000	02/11/13	132.09	129.92	2.17	SALE
02/27/13	10.0000	02/11/13	661.23	649.60	11.63	SALE
DUKE REALTY CORP / 264411505						
02/14/13	36.0000	02/11/13	575.93	571.54	4.39	SALE
02/15/13	13.0000	02/11/13	205.58	206.39	-0.81	SALE
02/19/13	23.0000	02/11/13	366.70	365.15	1.55	SALE
02/19/13	1.0000	02/11/13	15.97	15.88	0.09	SALE
02/22/13	43.0000	02/11/13	669.86	682.67	-12.81	SALE
02/22/13	1.0000	02/11/13	15.59	15.88	-0.29	SALE
02/22/13	18.0000	02/11/13	282.28	285.77	-3.49	SALE
02/25/13	6.0000	02/11/13	93.60	95.26	-1.66	SALE
02/25/13	17.0000	02/11/13	266.01	269.90	-3.89	SALE
04/05/13	21.0000	02/11/13	362.25	333.40	28.85	SALE
04/05/13	5.0000	02/11/13	86.25	79.38	6.87	SALE
04/08/13	19.0000	02/11/13	329.79	301.65	28.14	SALE
04/09/13	11.0000	02/11/13	191.09	174.64	16.45	SALE
04/09/13	7.0000	02/11/13	121.60	111.14	10.46	SALE
04/10/13	16.0000	02/11/13	279.20	254.02	25.18	SALE
04/11/13	28.0000	02/11/13	493.41	444.52	48.89	SALE
05/29/13	23.0000	02/11/13	388.37	364.98	23.39	SALE
06/13/13	16.0000	02/11/13	246.79	253.91	-7.12	SALE

2013 ENHANCED SUMMARY

Your Financial Advisor :
 FREDERICK O ROBERTSHAW JR
 500 SILVER SPUR RD
 STE 300, 3RD FLOOR
 ROLLING HILLS ESTATES CA
 90275
 (310) 377-1942

ROBERT AND JOAN BLACKMAN
 FAMILY FOUNDATION
 6949 DUME DRIVE
 MALIBU, CA 90625

Account Number: 2481-6367

Year-End Account Summary

This information is NOT provided to the Internal Revenue Service, but is being provided to you for courtesy purposes. Please consult with your Financial Advisor or Tax Advisor regarding specific questions.

SHORT TERM GAINS OR LOSSES (Box 1c) FOR COVERED SECURITIES (Box 6) Proceeds from Broker and Barter Exchange Transactions for 2013

continued

8-Description / CUSIP 1a-Date of Sale or Exchange	1e-Quantity Sold	1b-Date of Acquisition	2a-Sales Price*	3-Cost or Other Basis	Supplemental Information	
					Gain or Loss Amount	Additional Information
06/13/13	7.0000	02/11/13	107.97	111.08	-3.11	SALE
06/14/13	20.0000	02/11/13	312.01	317.38	-5.37	SALE
06/24/13	38.0000	02/11/13	549.39	602.99	-53.60	SALE
06/24/13	9.0000	02/11/13	132.55	142.82	-10.27	SALE
06/25/13	19.0000	02/11/13	281.68	301.50	-19.82	SALE
06/25/13	2.0000	02/11/13	29.65	31.74	-2.09	SALE
06/26/13	24.0000	02/11/13	367.67	380.78	-13.11	SALE
EQUITY ONE INC / 294752100						
REIT						
05/29/13	5.0000	02/11/13	120.64	116.56	4.08	SALE
05/30/13	4.0000	02/11/13	95.96	93.25	2.71	SALE
06/14/13	1.0000	02/11/13	23.02	23.26	-0.24	SALE
06/17/13	1.0000	02/11/13	22.99	23.26	-0.27	SALE
06/18/13	5.0000	02/11/13	116.05	116.21	-0.16	SALE
06/20/13	1.0000	02/11/13	21.74	23.26	-1.52	SALE
07/02/13	1.0000	02/11/13	22.90	23.26	-0.36	SALE
07/02/13	3.0000	02/11/13	68.71	69.74	-1.03	SALE
07/09/13	2.0000	02/11/13	46.04	46.50	-0.46	SALE
07/10/13	1.0000	02/11/13	23.01	23.26	-0.25	SALE
07/11/13	3.0000	02/11/13	70.31	69.74	0.57	SALE
07/12/13	3.0000	02/11/13	70.11	69.74	0.37	SALE



2013 ENHANCED SUMMARY



Your Financial Advisor:
 FREDERICK O ROBERTSHAW JR
 500 SILVER SPUR RD
 STE 300, 3RD FLOOR
 ROLLING HILLS ESTATES CA
 90275
 (310) 377-1942

ROBERT AND JOAN BLACKMAN
 FAMILY FOUNDATION
 6949 DUME DRIVE
 MALIBU, CA 90625

Account Number: 24B1-6367

Year-End Account Summary

This information is NOT provided to the Internal Revenue Service, but is being provided to you for courtesy purposes. Please consult with your Financial Advisor or Tax Advisor regarding specific questions.

SHORT TERM GAINS OR LOSSES (Box 1c) FOR COVERED SECURITIES (Box 6) Proceeds from Broker and Barter Exchange Transactions for 2013

continued

8-Description / CUSIP 1a-Date of Sale or Exchange	1e-Quantity Sold	1b-Date of Acquisition	2a-Sales Price*	3-Cost or Other Basis	Supplemental Information	
					Gain or Loss Amount	Additional Information
07/15/13	6 0000	02/11/13	140 92	139 44	1 48	SALE
07/15/13	2 0000	02/11/13	46 97	46 50	0 47	SALE
07/16/13	4 0000	02/11/13	94 36	92 97	1 39	SALE
07/16/13	1 0000	02/11/13	23 59	23 26	0 33	SALE
07/17/13	3 0000	02/11/13	71 19	69 73	1 46	SALE
07/17/13	1 0000	02/11/13	23 73	23 26	0 47	SALE
07/18/13	4 0000	02/11/13	95 44	92 96	2 48	SALE
07/19/13	2 0000	02/11/13	47 84	46 49	1 35	SALE
	2 0000	02/11/13	48 21	46 48	1 73	Original Basis 46 74
	3 0000	02/25/13	72 32	68 00	4 32	Original Basis 68 40
	5 0000	Various	120 53	114 48	6 05	SALE
07/22/13	2 0000	Various	48 20	46 07	2 13	SALE
07/23/13	4 0000	02/26/13	96 40	91 43	4 97	SALE
07/25/13	5 0000	Various	118 51	116 26	2 25	SALE
07/25/13	2 0000	02/28/13	47 41	46 71	0 70	SALE
07/26/13	2 0000	03/01/13	47 56	46 55	1 01	SALE
07/30/13	2 0000	03/04/13	47 35	47 22	0 13	SALE
07/31/13	1 0000	03/05/13	23 47	23 83	-0 36	SALE
08/14/13	5 0000	03/08/13	113 63	118 11	-4 48	SALE
	6 0000	03/05/13	136 72	142 85	-6 13	Original Basis 143 67
	13 0000	03/07/13	296 23	308 47	-12 24	Original Basis 310 25
	9 0000	03/08/13	205 09	213 42	-8 33	Original Basis 214 64
TOTAL 2 LOTS						

2013 ENHANCED SUMMARY

Your Financial Advisor :
 FREDERICK O ROBERTSHAW JR
 500 SILVER SPUR RD
 STE 300, 3RD FLOOR
 ROLLING HILLS ESTATES CA
 90275
 (310) 377-1942

ROBERT AND JOAN BLACKMAN
 FAMILY FOUNDATION
 6949 DUME DRIVE
 MALIBU, CA 90625

Account Number: 2481-6367

Year-End Account Summary

This information is NOT provided to the Internal Revenue Service, but is being provided to you for courtesy purposes. Please consult with your Financial Advisor or Tax Advisor regarding specific questions.


SHORT TERM GAINS OR LOSSES (Box 1c) FOR COVERED SECURITIES (Box 6) Proceeds from Broker and Barter Exchange Transactions for 2013

continued

8-Description / CUSIP 1a-Date of Sale or Exchange	1e-Quantity Sold	1b-Date of Acquisition	2a-Sales Price*	3-Cost or Other Basis	Supplemental Information	
					Gain or Loss Amount	Additional Information
08/14/13	28 0000	Various	638 04	664.74	-26.70	SALE
EQUITY RESIDENTIAL / 29476L107						
05/14/13	15 0000	02/11/13	888 39	837 98	50 41	SALE
05/15/13	9 0000	02/11/13	532.33	502.79	29 54	SALE
07/29/13	6 0000	02/11/13	346 97	335 19	11.78	SALE
07/29/13	6 0000	02/11/13	346 97	335 19	11 78	SALE
08/13/13	29 0000	02/11/13	1,523 79	1,620.09	-96 30	SALE
10/02/13	3 0000	02/11/13	161.99	167 60	-5.61	SALE
10/03/13	2 0000	02/11/13	105 67	111 73	-6 06	SALE
10/03/13	1 0000	02/11/13	53 23	55.87	-2.64	SALE
10/04/13	4 0000	02/11/13	210 81	223 46	-12.65	SALE
10/07/13	3 0000	02/11/13	158 73	167 60	-8 87	SALE
10/08/13	2 0000	02/11/13	105 19	111 73	-6 54	SALE
10/11/13	8 0000	02/11/13	427 64	446 92	-19 28	SALE
10/18/13	3 0000	02/11/13	165 80	167 60	-1 80	SALE
10/21/13	4 0000	02/11/13	219 77	223 46	-3.69	SALE
10/21/13	3 0000	02/11/13	164 83	167 60	-2 77	SALE
10/22/13	10 0000	02/11/13	554 63	558.64	-4 01	SALE
10/24/13	21 0000	Various	1,133.60	1,194 63	-61 03	SALE
10/24/13	3 0000	04/10/13	161 95	174 89	-12 94	SALE
10/25/13	12 0000	04/12/13	655.72	704 73	-49 01	SALE
					-26.70	SALE
					TOTAL 3 LOTS	



2013 ENHANCED SUMMARY



Page 17 of 42
As of Date: 2/07/14

Your Financial Advisor :
 FREDERICK O ROBERTSHAW JR
 500 SILVER SPUR RD
 STE 300, 3RD FLOOR
 ROLLING HILLS ESTATES CA
 90275
 (310) 377-1942

ROBERT AND JOAN BLACKMAN
 FAMILY FOUNDATION
 6949 DUME DRIVE
 MALIBU, CA 90625

Account Number: 2481-6367

Year-End Account Summary

This information is NOT provided to the Internal Revenue Service, but is being provided to you for courtesy purposes.
 Please consult with your Financial Advisor or Tax Advisor regarding specific questions.

SHORT TERM GAINS OR LOSSES (Box 1c) FOR COVERED SECURITIES (Box 6) Proceeds from Broker and Barter Exchange Transactions for 2013

continued

8-Description / CUSIP	1a-Quantity Sold	1b-Date of Acquisition	2a-Sales Price*	3-Cost or Other Basis	Supplemental Information Gain or Loss Amount	Additional Information
10/25/13	2.0000	04/12/13	109.29	117.46	-8.17	SALE
10/25/13	2.0000	04/12/13	109.29	117.45	-8.16	SALE
ESSEX PROPERTY TRUST INC / 297178105						
REIT						
05/29/13	8.0000	02/11/13	1,288.78	1,217.90	70.88	SALE
06/03/13	1.0000	02/11/13	158.63	152.24	6.39	SALE
06/03/13	1.0000	02/11/13	158.63	152.24	6.39	SALE
06/04/13	3.0000	02/11/13	470.96	456.72	14.24	SALE
07/29/13	2.0000	02/11/13	327.32	304.48	22.84	SALE
07/30/13	1.0000	02/11/13	164.14	152.24	11.90	SALE
08/21/13	3.0000	02/11/13	439.39	456.71	-17.32	SALE
GENERAL GROWTH PPTYS INC / 370023103						
02/25/13	5.0000	02/11/13	96.64	101.18	-4.54	SALE
02/25/13	12.0000	02/11/13	233.02	242.84	-9.82	SALE
02/26/13	18.0000	02/11/13	345.71	364.25	-18.54	SALE
02/27/13	10.0000	02/11/13	192.79	202.36	-9.57	SALE
03/15/13	1.0000	02/11/13	19.85	20.24	-0.39	SALE
03/15/13	6.0000	02/11/13	119.22	121.42	-2.20	SALE
03/18/13	22.0000	02/11/13	435.35	445.20	-9.85	SALE
04/09/13	20.0000	02/11/13	413.41	404.72	8.69	SALE
04/10/13	24.0000	02/11/13	500.56	485.67	14.89	SALE

2013 ENHANCED SUMMARY

Your Financial Advisor :
 FREDERICK O ROBERTSHAW JR
 500 SILVER SPUR RD
 STE 300, 3RD FLOOR
 ROLLING HILLS ESTATES CA
 90275
 (310) 377-1942

ROBERT AND JOAN BLACKMAN
 FAMILY FOUNDATION
 6949 DUME DRIVE
 MALIBU, CA 90625

Account Number: 2481-6367

Year-End Account Summary

This information is NOT provided to the Internal Revenue Service, but is being provided to you for courtesy purposes.
 Please consult with your Financial Advisor or Tax Advisor regarding specific questions.

SHORT TERM GAINS OR LOSSES (Box 1c) FOR COVERED SECURITIES (Box 6) Proceeds from Broker and Barter Exchange Transactions for 2013

continued

8-Description / CUSIP 1a-Date of Sale or Exchange	1e-Quantity Sold	1b-Date of Acquisition	2a-Sales Price*	3-Cost or Other Basis	Supplemental Information	
					Gain or Loss Amount	Additional Information
04/10/13	3.0000	02/11/13	62.57	60.71	1.86	SALE
04/11/13	26.0000	02/11/13	549.75	526.14	23.61	SALE
04/11/13	1.0000	02/11/13	21.14	20.24	0.90	SALE
05/29/13	22.0000	02/11/13	452.12	445.19	6.93	SALE
HCP INC / 40414L109						
03/26/13	5.0000	02/11/13	246.84	234.65	12.19	SALE
03/27/13	8.0000	02/11/13	394.51	375.44	19.07	SALE
03/28/13	10.0000	02/11/13	497.24	469.30	27.94	SALE
10/09/13	2.0000	Various	80.74	108.19	-27.45	SALE
10/09/13	5.0000	05/16/13	201.86	269.75	-67.89	SALE
10/09/13	1.0000	05/17/13	40.37	54.24	-13.87	SALE
10/17/13	3.0000	05/17/13	126.80	162.70	-35.90	SALE
10/28/13	1.0000	05/17/13	42.70	54.23	-11.53	SALE
	2.0000	05/17/13	84.35	108.46	-24.11	Original Basis: 108.52
	3.0000	05/20/13	126.54	163.76	-37.22	Original Basis: 163.86
	5.0000	Various	210.89	272.22	-61.33	SALE
	3.0000	05/20/13	126.97	163.75	-36.78	Original Basis: 163.85
	8.0000	05/22/13	338.59	440.73	-102.14	Original Basis: 441.00
	11.0000	Various	465.56	604.48	-138.92	SALE
	2.0000	05/22/13	79.57	110.13	-30.56	SALE
	6.0000	05/22/13	234.39	330.35	-95.96	Original Basis: 330.75
	4.0000	05/22/13	156.27	220.24	-63.97	Original Basis: 220.50
10/29/13						TOTAL 2 LOTS
10/30/13						TOTAL 2 LOTS
11/18/13						TOTAL 2 LOTS



2013 ENHANCED SUMMARY



Your Financial Advisor:
 FREDERICK O ROBERTSHAW JR
 500 SILVER SPUR RD
 STE 300, 3RD FLOOR
 ROLLING HILLS ESTATES CA
 90275
 (310) 377-1942

ROBERT AND JOAN BLACKMAN
 FAMILY FOUNDATION
 6949 DUME DRIVE
 MALIBU, CA 90625

Account Number: 2481-6367

Year-End Account Summary

This information is NOT provided to the Internal Revenue Service, but is being provided to you for courtesy purposes.
 Please consult with your Financial Advisor or Tax Advisor regarding specific questions.

continued

**SHORT TERM GAINS OR LOSSES (Box 1c) FOR COVERED SECURITIES (Box 6)
 Proceeds from Broker and Barter Exchange Transactions for 2013**

8-Description / CUSIP 1a-Date of Sale or Exchange	1e-Quantity Sold	1b-Date of Acquisition	2a-Sales Price*	3-Cost or Other Basis	Supplemental Information Gain or Loss Amount	Additional Information
11/19/13	10 0000	05/22/13	390 66	550 59	-159 93	SALE
11/20/13	6 0000	05/22/13	236 88	330 35	-93 47	Original Basis 330 75
	2 0000	05/23/13	78 97	105 51	-26 54	Original Basis 105 63
	8 0000	Various	315 85	435 86	-120 01	SALE
11/26/13	3 0000	05/23/13	111 62	158 17	-46 55	Original Basis 158 44
	28 0000	08/13/13	1,041.84	1,156 79	-114.95	Original Basis 1157 77
	31 0000	Various	1,153 46	1,314 96	-161.50	SALE
HEALTHCARE REIT INC / 42217K106						
02/20/13	19 0000	02/11/13	1,221 20	1,184 86	36 34	SALE
11/25/13	9 0000	02/11/13	515 94	551 64	-35 70	SALE
HEALTHCARE REALTY TR INC / 421946104						
05/22/13	28 0000	02/11/13	829 23	705 65	123 58	SALE
06/11/13	1 0000	02/11/13	25 48	25 22	0 26	SALE
06/11/13	1 0000	02/11/13	25 48	25 22	0 26	SALE
06/13/13	2 0000	02/11/13	50 71	50 42	0 29	SALE
06/14/13	2 0000	02/11/13	51 17	50 42	0 75	SALE
06/17/13	2 0000	02/11/13	51 27	50 42	0 85	SALE
06/18/13	4 0000	02/11/13	102 78	100 82	1 96	SALE
06/20/13	2 0000	02/11/13	47 92	50 42	-2 50	SALE
06/20/13	1 0000	02/11/13	23 96	25 22	-1 26	SALE
06/21/13	9 0000	02/11/13	216 10	226 81	-10 71	SALE
					TOTAL 2 LOTS	
					TOTAL 2 LOTS	
					TOTAL 2 LOTS	

2013 ENHANCED SUMMARY

Your Financial Advisor :
 FREDERICK O ROBERTSHAW JR
 500 SILVER SPUR RD
 STE 300, 3RD FLOOR
 ROLLING HILLS ESTATES CA
 90275
 (310) 377-1942

ROBERT AND JOAN BLACKMAN
 FAMILY FOUNDATION
 6949 DUME DRIVE
 MALIBU, CA 90625

Account Number: 2481-6367

Year-End Account Summary


This information is NOT provided to the Internal Revenue Service, but is being provided to you for courtesy purposes. Please consult with your Financial Advisor or Tax Advisor regarding specific questions.

**SHORT TERM GAINS OR LOSSES (Box 1c) FOR COVERED SECURITIES (Box 6)
 Proceeds from Broker and Barter Exchange Transactions for 2013**

continued

8-Description / CUSIP 1a-Date of Sale or Exchange	1e-Quantity Sold	1b-Date of Acquisition	2a-Sales Price*	3-Cost or Other Basis	Supplemental Information	
					Gain or Loss Amount	Additional Information
06/21/13	5 0000	02/11/13	120.05	125.90	-5.85	SALE
HEALTHCARE TRUST OF / 42225P105 AMERICA INC-CLASS A						
03/18/13	77 0000	02/11/13	918.59	845.86	72.73	SALE
HOST HOTELS & RESORTS / 44107P104						
07/26/13	8 0000	02/11/13	144.49	135.25	9.24	SALE
07/26/13	6 0000	02/11/13	108.37	101.44	6.93	SALE
07/30/13	21 0000	02/11/13	379.59	355.01	24.58	SALE
10/23/13	89 0000	02/11/13	1,636.28	1,504.56	131.72	SALE
10/24/13	21 0000	02/11/13	390.27	355.01	35.26	SALE
KILROY RLTY CORP / 49427F108 REIT						
03/15/13	6 0000	02/11/13	321.55	307.12	14.43	SALE
03/18/13	6 0000	02/11/13	317.96	307.11	10.85	SALE
03/19/13	1 0000	02/11/13	52.58	51.19	1.39	SALE
03/20/13	1 0000	02/11/13	52.60	51.19	1.41	SALE
04/01/13	30 0000	02/11/13	1,572.03	1,530.90	41.13	SALE
04/08/13	3 0000	02/11/13	159.35	153.10	6.25	SALE
04/11/13	10 0000	02/11/13	539.88	510.30	29.58	SALE
05/29/13	3 0000	02/11/13	163.88	153.10	10.78	SALE
05/30/13	10 0000	02/11/13	539.19	510.30	28.89	SALE
06/11/13	1 0000	02/11/13	52.05	51.04	1.01	SALE

2013 ENHANCED SUMMARY



Your Financial Advisor:
 FREDERICK O. ROBERTSHAW JR.
 500 SILVER SPUR RD
 STE 300, 3RD FLOOR
 ROLLING HILLS ESTATES CA
 90275
 (310) 377-1942

ROBERT AND JOAN BLACKMAN
 FAMILY FOUNDATION
 6949 DUME DRIVE
 MALIBU, CA 90625

Account Number: 2481-6367

Year-End Account Summary

This information is NOT provided to the Internal Revenue Service, but is being provided to you for courtesy purposes. Please consult with your Financial Advisor or Tax Advisor regarding specific questions.

SHORT TERM GAINS OR LOSSES (Box 1c) FOR COVERED SECURITIES (Box 6) Proceeds from Broker and Barter Exchange Transactions for 2013

continued

8-Description / CUSIP 1a-Date of Sale or Exchange	1e-Quantity Sold	1b-Date of Acquisition	2a-Sales Price*	3-Cost or Other Basis	Supplemental Information Gain or Loss Amount	Additional Information
MACERICH CO / 554382101 REIT						
06/12/13	7 0000	02/11/13	362 76	357 22	5 54	SALE
06/13/13	10 0000	02/11/13	519 85	510 30	9 55	SALE
06/14/13	7 0000	02/11/13	372 84	357 21	15 63	SALE
06/14/13	1 0000	02/11/13	53 26	51 04	2 22	SALE
06/17/13	4 0000	02/11/13	213 34	204 12	9 22	SALE
06/18/13	4 0000	02/11/13	213 24	204 11	9 13	SALE
06/19/13	1 0000	02/11/13	53 13	51 04	2 09	SALE
06/20/13	7 0000	02/11/13	355 65	357 15	-1 50	SALE
05/06/13	2 0000	02/11/13	142 06	123 11	18 95	SALE
05/29/13	6 0000	02/11/13	391 17	369 32	21 85	SALE
07/12/13	9 0000	02/11/13	572 12	553 97	18 15	SALE
07/12/13	4 0000	02/11/13	254 28	246 21	8 07	SALE
07/15/13	7 0000	02/11/13	450 96	430 87	20 09	SALE
07/25/13	2 0000	02/11/13	128 44	123 11	5 33	SALE
07/30/13	8 0000	02/11/13	509 29	492 42	16 87	SALE
07/31/13	1 0000	02/11/13	62 13	61 56	0 57	SALE
09/06/13	1 0000	02/11/13	56 71	61 56	-4 85	SALE
09/06/13	3 0000	02/11/13	170 95	184 66	-13 71	SALE
09/09/13	4 0000	02/11/13	228 12	246 21	-18 09	SALE

2013 ENHANCED SUMMARY

Your Financial Advisor:
 FREDERICK O ROBERTSHAW JR
 500 SILVER SPUR RD
 STE 300, 3RD FLOOR
 ROLLING HILLS ESTATES CA
 90275
 (310) 377-1942

ROBERT AND JOAN BLACKMAN
 FAMILY FOUNDATION
 6949 DUME DRIVE
 MALIBU, CA 90625

Account Number: 2481-6367

Year-End Account Summary

This information is NOT provided to the Internal Revenue Service, but is being provided to you for courtesy purposes.
 Please consult with your Financial Advisor or Tax Advisor regarding specific questions.


SHORT TERM GAINS OR LOSSES (Box 1c) FOR COVERED SECURITIES (Box 6) Proceeds from Broker and Barter Exchange Transactions for 2013

continued

8-Description / CUSIP 1a-Date of Sale or Exchange	1e-Quantity Sold	1b-Date of Acquisition	2a-Sales Price*	3-Cost or Other Basis	Supplemental Information	
					Gain or Loss Amount	Additional Information
09/09/13	3 0000	02/11/13	171 24	184 66	-13.42	SALE
09/10/13	2.0000	02/11/13	114.51	123.11	-8.60	SALE
09/11/13	4.0000	02/11/13	228.96	246.21	-17.25	SALE
10/01/13	1 0000	02/11/13	57 00	61 56	-4.56	SALE
10/01/13	3 0000	02/11/13	171 03	184.66	-13 63	SALE
10/01/13	1.0000	02/11/13	57.15	61.56	-4.41	SALE
10/02/13	3 0000	02/11/13	170 67	184.66	-13.99	SALE
10/03/13	4 0000	02/11/13	225.07	246.21	-21.14	SALE
10/04/13	3.0000	02/11/13	167 85	184 66	-16 81	SALE
10/07/13	6.0000	02/11/13	335.09	369.31	-34.22	SALE
10/30/13	11.0000	02/11/13	641.66	677.07	-35.41	SALE
12/04/13	3 0000	02/11/13	172 31	184.66	-12 35	SALE
12/05/13	1 0000	02/11/13	58 63	61.56	-2.93	SALE
12/11/13	4 0000	02/11/13	236 67	246 21	-9 54	SALE
PEBBLEBROOK HOTEL TR / 70509V100						
04/05/13	2.0000	02/11/13	51 23	48 90	2 33	SALE
04/08/13	4 0000	02/11/13	102 23	97.79	4.44	SALE
06/12/13	1.0000	02/11/13	25.21	24.45	0 76	SALE
06/14/13	5 0000	02/11/13	129.01	122.23	6 78	SALE
06/17/13	10.0000	02/11/13	257.82	244 46	13.36	SALE
06/18/13	6.0000	02/11/13	155 99	146.68	9 31	SALE



2013 ENHANCED SUMMARY



Your Financial Advisor :
 FREDERICK O ROBERTSHAW JR
 500 SILVER SPUR RD
 STE 300, 3RD FLOOR
 ROLLING HILLS ESTATES CA
 90275
 (310) 377-1942

ROBERT AND JOAN BLACKMAN
 FAMILY FOUNDATION
 6949 DUME DRIVE
 MALIBU, CA 90625

Account Number: 2481-6367

Year-End Account Summary

This information is NOT provided to the Internal Revenue Service, but is being provided to you for courtesy purposes. Please consult with your Financial Advisor or Tax Advisor regarding specific questions.

continued

**SHORT TERM GAINS OR LOSSES (Box 1c) FOR COVERED SECURITIES (Box 6)
 Proceeds from Broker and Barter Exchange Transactions for 2013**

8-Description / CUSIP 1a-Date of Sale or Exchange	1e-Quantity Sold	1b-Date of Acquisition	2a-Sales Price*	3-Cost or Other Basis	Supplemental Information	
					Gain or Loss Amount	Additional Information
08/22/13	3 0000	02/11/13	81 75	73.34	8 41	SALE
09/09/13	2 0000	02/11/13	52 93	48.90	4 03	SALE
09/09/13	4 0000	02/11/13	106 32	97 79	8 53	SALE
09/10/13	4 0000	02/11/13	109.60	97.79	11.81	SALE
09/10/13	13 0000	02/11/13	357 33	317 80	39 53	SALE
09/10/13	3 0000	02/11/13	84 09	73 34	10 75	SALE
POST PROPERTIES INC / 737464107						
REIT						
02/21/13	1 0000	02/11/13	49 79	49 40	0 39	SALE
02/22/13	3 0000	02/11/13	148.67	148.20	0.47	SALE
02/25/13	2 0000	02/11/13	97 99	98 80	-0 81	SALE
02/26/13	2 0000	02/11/13	96 88	98 80	-1 92	SALE
02/26/13	1 0000	02/11/13	48 52	49 40	-0 88	SALE
03/01/13	20 0000	02/11/13	947 19	988 00	-40 81	SALE
03/14/13	16 0000	02/11/13	780.14	790 40	-10 26	SALE
03/15/13	1 0000	02/11/13	48 82	49 40	-0 58	SALE
03/15/13	1 0000	02/11/13	48 85	49 40	-0 55	SALE
03/18/13	6 0000	02/11/13	288 90	296 40	-7 50	SALE
PROLOGIS INC / 74340W103						
REIT						
02/27/13	3 0000	02/11/13	115 91	118 46	-2 55	SALE
02/27/13	6 0000	02/11/13	232 31	236 92	-4 61	SALE

2013 ENHANCED SUMMARY

Your Financial Advisor :
 FREDERICK O ROBERTSHAW JR
 500 SILVER SPUR RD
 STE 300, 3RD FLOOR
 ROLLING HILLS ESTATES CA
 90275
 (310) 377-1942

ROBERT AND JOAN BLACKMAN
 FAMILY FOUNDATION
 6949 DUIME DRIVE
 MALIBU, CA 90625

Account Number: 2481-6367

Year-End Account Summary

This information is NOT provided to the Internal Revenue Service, but is being provided to you for courtesy purposes. Please consult with your Financial Advisor or Tax Advisor regarding specific questions.

**SHORT TERM GAINS OR LOSSES (Box 1c) FOR COVERED SECURITIES (Box 6)
 Proceeds from Broker and Barter Exchange Transactions for 2013**

continued

8-Description / CUSIP 1a-Date of Sale or Exchange	1e-Quantity Sold	1b-Date of Acquisition	2a-Sales Price*	3-Cost or Other Basis	Supplemental Information	
					Gain or Loss Amount	Additional Information
02/28/13	9 0000	02/11/13	350 83	355 37	-4 54	SALE
04/09/13	8 0000	02/11/13	318 41	315 89	2 52	SALE
04/09/13	3 0000	02/11/13	119 41	118 46	0 95	SALE
04/10/13	4 0000	02/11/13	161 16	157 94	3 22	SALE
04/10/13	4 0000	02/11/13	161 16	157 94	3 22	SALE
04/11/13	15 0000	02/11/13	614 65	592 28	22 37	SALE
RAYONIER INC / 754907103						
04/01/13	8 0000	02/11/13	471 39	437 75	33 64	SALE
10/25/13	12 0000	02/11/13	577 29	656 61	-79 32	SALE
10/25/13	5 0000	02/11/13	240 54	273 59	-33 05	SALE
10/28/13	15 0000	02/11/13	706 63	820 77	-114 14	SALE
10/30/13	9 0000	02/11/13	424 40	492 46	-68 06	SALE
SENIOR HOUSING PROP TR / 81721M109						
REIT						
05/16/13	1 0000	02/11/13	29 28	24 42	4 86	SALE
05/17/13	3 0000	02/11/13	88 05	73 25	14 80	SALE
05/20/13	3 0000	02/11/13	88 32	73 25	15 07	SALE
05/22/13	9 0000	02/11/13	264 74	219 73	45 01	SALE
07/29/13	3 0000	02/11/13	79 46	73 00	6 46	SALE
07/30/13	5 0000	02/11/13	129 47	121 66	7 81	SALE
07/31/13	12 0000	02/11/13	301 73	291 96	9 77	SALE



2013 ENHANCED SUMMARY



Your Financial Advisor :
 FREDERICK O ROBERTSHAW JR
 500 SILVER SPUR RD
 STE 300, 3RD FLOOR
 ROLLING HILLS ESTATES CA
 90275
 (310) 377-1942

ROBERT AND JOAN BLACKMAN
 FAMILY FOUNDATION
 6949 DUME DRIVE
 MALIBU, CA 90625

Account Number: 2481-6367

Year-End Account Summary

This information is NOT provided to the Internal Revenue Service, but is being provided to you for courtesy purposes.
 Please consult with your Financial Advisor or Tax Advisor regarding specific questions.

SHORT TERM GAINS OR LOSSES (Box 1c) FOR COVERED SECURITIES (Box 6)
 Proceeds from Broker and Barter Exchange Transactions for 2013

continued

8-Description / CUSIP 1a-Date of Sale or Exchange	1e-Quantity Sold	1b-Date of Acquisition	2a-Sales Price*	3-Cost or Other Basis	Supplemental Information Gain or Loss Amount	Additional Information
08/12/13	41 0000	02/11/13	1,005.43	997.51	7.92	SALE
08/16/13	4 0000	02/11/13	91.21	97.33	-6.12	SALE
08/19/13	9 0000	02/11/13	200.36	218.97	-18.61	SALE
08/20/13	12 0000	02/11/13	272.84	291.96	-19.12	SALE
	1 0000	02/11/13	22.90	24.33	-1.43	Original Basis 24.49
	8 0000	02/14/13	183.24	195.24	-12.00	Original Basis 196.56
08/21/13	9 0000	Various	206.14	219.57	-13.43	SALE
	1 0000	02/15/13	22.69	24.73	-2.04	Original Basis 24.89
	2 0000	02/19/13	45.40	49.29	-3.89	Original Basis 49.61
08/22/13	3 0000	Various	68.09	74.02	-5.93	SALE
10/09/13	16 0000	02/19/13	374.28	394.19	-19.91	SALE
	13 0000	02/19/13	310.68	320.28	-9.60	Original Basis 322.44
	12 0000	02/20/13	286.79	298.13	-11.34	Original Basis 300.12
10/10/13	25 0000	Various	597.47	618.41	-20.94	SALE
10/11/13	17 0000	02/22/13	407.52	417.93	-10.41	SALE
STARWOOD HOTELS & / 85590A401						
04/09/13	9 0000	02/11/13	561.53	567.24	-5.71	SALE
04/10/13	7 0000	02/11/13	442.09	441.19	0.90	SALE
04/11/13	5 0000	02/11/13	318.41	315.13	3.28	SALE
JDR INC / 902653104						
04/15/13	28 0000	02/11/13	690.94	665.17	25.77	SALE
05/29/13	20 0000	02/11/13	490.50	475.12	15.38	SALE
					TOTAL 2 LOTS	
					TOTAL 2 LOTS	
					TOTAL 2 LOTS	

2013 ENHANCED SUMMARY

Your Financial Advisor :
 FREDERICK O ROBERTSHAW JR
 500 SILVER SPUR RD
 STE 300, 3RD FLOOR
 ROLLING HILLS ESTATES CA
 90275
 (310) 377-1942

ROBERT AND JOAN BLACKMAN
 FAMILY FOUNDATION
 6949 DUME DRIVE
 MALIBU, CA 90625

Account Number: 2481-6367

Year-End Account Summary

This information is NOT provided to the Internal Revenue Service, but is being provided to you for courtesy purposes. Please consult with your Financial Advisor or Tax Advisor regarding specific questions.


**SHORT TERM GAINS OR LOSSES (Box 1c) FOR COVERED SECURITIES (Box 6)
 Proceeds from Broker and Barter Exchange Transactions for 2013**

continued

8-Description / CUSIP 1a-Date of Sale or Exchange	1b-Quantity Sold	1b-Date of Acquisition	2a-Sales Price*	3-Cost or Other Basis	Supplemental Information Gain or Loss Amount	Additional Information
12/04/13	8.0000	02/11/13	195.94	190.05	5.89	SALE
12/05/13	5.0000	02/11/13	119.95	118.78	1.17	SALE
12/06/13	4.0000	02/11/13	96.28	95.03	1.25	SALE
12/10/13	3.0000	02/11/13	73.16	71.27	1.89	SALE
12/11/13	2.0000	02/11/13	48.07	47.52	0.55	SALE
12/12/13	3.0000	02/11/13	71.47	71.27	0.20	SALE
12/13/13	3.0000	02/11/13	70.68	71.27	-0.59	SALE
12/16/13	2.0000	02/11/13	46.81	47.52	-0.71	SALE
12/16/13	3.0000	02/11/13	70.25	71.27	-1.02	SALE
VENTAS INC / 92276F100						
05/15/13	11.0000	02/11/13	894.25	745.43	148.82	SALE
05/16/13	5.0000	02/11/13	406.05	338.83	67.22	SALE
05/16/13	4.0000	02/11/13	324.84	271.07	53.77	SALE
05/17/13	6.0000	02/11/13	489.52	406.60	82.92	SALE
05/20/13	11.0000	02/11/13	905.33	745.42	159.91	SALE
05/22/13	9.0000	02/11/13	739.09	609.89	129.20	SALE
05/23/13	22.0000	02/11/13	1,729.94	1,490.84	239.10	SALE
05/29/13	18.0000	02/11/13	1,299.82	1,219.78	80.04	SALE
07/01/13	23.0000	02/11/13	1,577.50	1,558.60	18.90	SALE
07/12/13	1.0000	02/11/13	70.45	67.77	2.68	SALE
07/15/13	3.0000	02/11/13	212.01	203.30	8.71	SALE



2013 ENHANCED SUMMARY



Your Financial Advisor:
 FREDERICK O ROBERTSHAW JR
 500 SILVER SPUR RD
 STE 300, 3RD FLOOR
 ROLLING HILLS ESTATES CA
 90275
 (310) 377-1942

ROBERT AND JOAN BLACKMAN
 FAMILY FOUNDATION
 6949 DUJME DRIVE
 MALIBU, CA 90625

Account Number: 2481-6367

Year-End Account Summary

This information is NOT provided to the Internal Revenue Service, but is being provided to you for courtesy purposes. Please consult with your Financial Advisor or Tax Advisor regarding specific questions.

SHORT TERM GAINS OR LOSSES (Box 1c) FOR COVERED SECURITIES (Box 6) Proceeds from Broker and Barter Exchange Transactions for 2013

continued

8-Description / CUSIP 1a-Date of Sale or Exchange	1e-Quantity Sold	1b-Date of Acquisition	2a-Sales Price*	3-Cost or Other Basis	Supplemental Information Gain or Loss Amount	Additional Information
07/16/13	6.0000	02/11/13	425.35	406.60	18.75	SALE
07/17/13	5.0000	02/11/13	357.80	338.83	18.97	SALE
07/18/13	3.0000	02/11/13	215.66	203.30	12.36	SALE
07/31/13	1.0000	02/11/13	65.94	67.77	-1.83	SALE
08/05/13	4.0000	02/11/13	260.86	271.06	-10.20	SALE
08/09/13	22.0000	02/11/13	1,423.89	1,490.83	-66.94	SALE
09/11/13	9.0000	02/11/13	550.52	609.88	-59.36	SALE
09/19/13	10.0000	02/11/13	650.33	677.65	-27.32	SALE
09/24/13	3.0000	02/11/13	188.22	203.30	-15.08	SALE
09/25/13	3.0000	02/11/13	188.27	203.29	-15.02	SALE
09/26/13	3.0000	02/11/13	188.71	203.29	-14.58	SALE
10/18/13	4.0000	02/11/13	262.32	271.05	-8.73	
	5.0000	02/20/13	327.90	348.19	-20.29	
	9.0000	Various	590.22	619.24	-29.02	SALE
TOTAL 2 LOTS						
VORNADO REALTY TR / 929042109 REIT						
03/06/13	11.0000	02/11/13	915.29	934.12	-18.83	SALE
04/09/13	3.0000	02/11/13	261.09	254.76	6.33	SALE
04/10/13	9.0000	02/11/13	785.50	764.28	21.22	SALE
04/11/13	8.0000	02/11/13	699.53	679.36	20.17	SALE
04/12/13	5.0000	02/11/13	436.22	424.60	11.62	SALE
04/15/13	2.0000	02/11/13	173.36	169.84	3.52	SALE

2013 ENHANCED SUMMARY

Your Financial Advisor :
 FREDERICK O ROBERTSHAW JR
 500 SILVER SPUR RD
 STE 300, 3RD FLOOR
 ROLLING HILLS ESTATES CA
 90275
 (310) 377-1942

ROBERT AND JOAN BLACKMAN
 FAMILY FOUNDATION
 6949 DUME DRIVE
 MALIBU, CA 90625

Account Number: 2481-6367

Year-End Account Summary

This information is NOT provided to the Internal Revenue Service, but is being provided to you for courtesy purposes.
 Please consult with your Financial Advisor or Tax Advisor regarding specific questions.

SHORT TERM GAINS OR LOSSES (Box 1c) FOR COVERED SECURITIES (Box 6) Proceeds from Broker and Barter Exchange Transactions for 2013

continued

8-Description / CUSIP 1a-Date of Sale or Exchange	1e-Quantity Sold	1b-Date of Acquisition	2a-Sales Price*	3-Cost or Other Basis	Supplemental Information		
					Gain or Loss Amount	Additional Information	
04/16/13	9.0000	02/11/13	783 79	764 28	19 51	SALE	
05/08/13	10.0000	02/11/13	873 32	849 20	24 12	SALE	
05/09/13	3.0000	02/11/13	259 12	254.76	4 36	SALE	
05/10/13	5.0000	02/11/13	430 57	424 60	5 97	SALE	
05/13/13	8.0000	02/11/13	691 40	679 36	12 04	SALE	
05/14/13	11.0000	02/11/13	954 26	934 12	20 14	SALE	
05/16/13	1.0000	02/11/13	87.56	84 92	2.64	SALE	
05/17/13	2.0000	02/11/13	174 80	169 84	4.96	SALE	
05/20/13	3.0000	02/11/13	262 68	254 76	7.92	SALE	
05/22/13	3.0000	02/11/13	260 03	254.76	5 27	SALE	
05/23/13	9.0000	02/11/13	756 60	764 28	-7 68	SALE	
05/24/13	9.0000	02/11/13	751.79	764 28	-12 49	SALE	
05/28/13	7.0000	02/11/13	588 91	594 44	-5 53	SALE	
TOTAL SHORT TERM GAINS OR LOSSES FOR COVERED SECURITIES					116,885.39	679.42	

TOTAL SHORT TERM GAINS OR LOSSES FOR COVERED SECURITIES
 117,564.81


*Box 2a Sales price less commissions and option premiums



2013 SUMMARY AMENDMENT

Page 7 of 13

Amended Date: 2/14/14



Your Financial Advisor:
 FREDERICK O ROBERTSHAW JR
 500 SILVER SPUR RD
 STE 300, 3RD FLOOR
 ROLLING HILLS ESTATES CA
 90275
 (310) 377-1942

ROBERT AND JOAN BLACKMAN
 FAMILY FOUNDATION
 6949 DUME DRIVE
 MALIBU, CA 90625

Account Number: 1760-7082

Year-End Account Summary

This information is NOT provided to the Internal Revenue Service, but is being provided to you for courtesy purposes. Please consult with your Financial Advisor or Tax Advisor regarding specific questions.

For noncovered transactions, we provide supplemental cost basis information, when it is available, to assist you with completing your tax return, however, THIS INFORMATION IS NOT PROVIDED TO THE INTERNAL REVENUE SERVICE

SHORT TERM GAINS OR LOSSES (Box 1c) FOR COVERED SECURITIES (Box 6)
 Proceeds from Broker and Barter Exchange Transactions for 2013

8-Description / CUSIP	1a-Date of Sale or Exchange	1e-Quantity Sold	1b-Date of Acquisition	2a-Sales Price*	3-Cost or Other Basis	Supplemental Information Gain or Loss Amount	Additional Information
ALLIANZ GLOBAL INV / 01882B304 MANAGED ACCOUNTS TR FIXED INCOME SHS SER M	06/13/13	5,055 0000	02/11/13	55,503 90	56,464 35	-960 45	SALE
ALLIANZ/MANAGED ACCT / 01882B205 TR FIXED INCOME SHS SERIES C	06/13/13	1,645-0000	02/11/13	21,631 75	22,207 50	-575 75	SALE

TOTAL SHORT TERM GAINS OR LOSSES FOR COVERED SECURITIES **77,135.65** **78,671.85** **-1,536.20**

SHORT TERM GAINS OR LOSSES (Box 1c) FOR NONCOVERED SECURITIES (Box 6)
 Proceeds from Broker and Barter Exchange Transactions for 2013

8-Description / CUSIP	1a-Date of Sale or Exchange	1e-Quantity Sold	1b-Date of Acquisition	2a-Sales Price*	3-Cost or Other Basis	Supplemental Information Gain or Loss Amount	Additional Information
FNMA PASS THRU / 3138EKYV1 POOL AL3423 DTD 03/01/13 CPN 5 000% DUE 05/01/40 DTD 03/01/13 FC 04/25/13 08/20/13	08/20/13	5,000 0000	06/14/13	4,232 19	4,290 91	-58 72	SALE

2013 SUMMARY AMENDMENT

Amended Date: 2/14/14

Your Financial Advisor :
 FREDERICK O ROBERTSHAW JR
 500 SILVER SPUR RD
 STE 300, 3RD FLOOR
 ROLLING HILLS ESTATES CA
 90275
 (310) 377-1942

ROBERT AND JOAN BLACKMAN
 FAMILY FOUNDATION
 6949 DUME DRIVE
 MALIBU, CA 90625

Account Number: 1760-7082

Year-End Account Summary

This information is NOT provided to the Internal Revenue Service, but is being provided to you for courtesy purposes. Please consult with your Financial Advisor or Tax Advisor regarding specific questions.

SHORT TERM GAINS OR LOSSES (Box 1c) FOR NONCOVERED SECURITIES (Box 6) *continued*
Proceeds from Broker and Barter Exchange Transactions for 2013

8-Description / CUSIP 1a-Date of Sale or Exchange	1e-Quantity Sold	1b-Date of Acquisition	2a-Sales Price*	3-Cost or Other Basis	Supplemental Information	
					Gain or Loss Amount	Additional Information
FNMA PASS THRU / 3138EGCF9 POOL AL0069 DTD 03/01/11 CPN 5.000% DUE 11/01/40 DTD 03/01/11 FC 04/25/11 08/20/13	35,000.0000	04/12/13	12,304.46	12,663.73	-359.27	SALE
FNMA PASS THRU / 3138EKKU8 POOL AL3006 DTD 12/01/12 CPN 5.000% DUE 07/01/37 DTD 12/01/12 FC 01/25/13 08/20/13	8,000.0000	03/26/13	5,793.90	5,962.31	-168.41	SALE
08/23/13	10,000.0000	03/26/13	7,245.54	7,452.87	-207.33	SALE
FNMA PASS THRU / 3138EJ4P0 POOL AL2629 DTD 11/01/12 CPN 5.000% DUE 06/01/39 DTD 11/01/12 FC 12/25/12 08/23/13	14,000.0000	03/18/13	9,315.30	9,643.94	-328.64	SALE
FNMA PASS THRU / 31402FAB5 POOL 735402 DTD 03/01/05 CPN 5.000% DUE 04/01/35 DTD 03/01/05 FC 04/25/05 08/20/13	37,000.0000	07/17/13	5,966.89	6,016.94	-50.05	SALE
FNMA PASS THRU / 31371MDS3 POOL 255813 DTD 07/01/05 CPN 5.000% DUE 08/01/35 DTD 07/01/05 FC 08/25/05 08/20/13	8,000.0000	03/26/13	1,206.25	1,247.60	-41.35	SALE




001 / 60FR
0000 00106J

2013 SUMMARY AMENDMENT

Page 9 of 13

Amended Date: 2/14/14



Your Financial Advisor:
 FREDERICK O. ROBERTSHAW JR
 500 SILVER SPUR RD
 STE 300, 3RD FLOOR
 ROLLING HILLS ESTATES CA
 90275
 (310) 377-1942

ROBERT AND JOAN BLACKMAN
 FAMILY FOUNDATION
 6949 DUME DRIVE
 MALIBU, CA 90625

Account Number: 1760-7082

Year-End Account Summary

This information is NOT provided to the Internal Revenue Service, but is being provided to you for courtesy purposes. Please consult with your Financial Advisor or Tax Advisor regarding specific questions.

SHORT TERM GAINS OR LOSSES (Box 1c) FOR NONCOVERED SECURITIES (Box 6) *continued*
 Proceeds from Broker and Barter Exchange Transactions for 2013

8-Description / CUSIP	1a-Date of Sale or Exchange	1e-Quantity Sold	1b-Date of Acquisition	2a-Sales Price*	3-Cost or Other Basis	Supplemental Information Gain or Loss Amount	Additional Information
FNMA PASS THRU / 31403C6L0							
POOL 745275 DTD 01/01/06							
CPN 5.000% DUE 02/01/36							
DTD 01/01/06 FC 02/25/06							
08/23/13		104,000.0000	02/20/13	17,021.30	17,604.82	-583.52	SALE
US TREASURY WI / 912828UN8							
NOTES							
CPN 2.000% DUE 02/15/23							
DTD 02/15/13 FC 08/15/13							
08/26/13		30,000.0000	03/01/13	28,059.37	30,389.06	-2,329.69	
		17,000.0000	03/04/13	15,900.32	17,199.22	-1,298.90	
		47,000.0000	Various	43,959.69	47,588.28	-3,628.59	SALE
						TOTAL 2 LOTS	
US TREASURY / 912828TW0							
NOTES							
CPN 0.750% DUE 10/31/17							
DTD 10/31/12 FC 04/30/13							
03/01/13		56,000.0000	02/12/13	56,175.00	55,844.69	330.31	SALE
03/04/13		57,000.0000	02/12/13	57,164.77	56,841.92	322.85	SALE
US TREASURY / 912828SH4							
NOTES							
CPN 1.375% DUE 02/28/19							
DTD 02/29/12 FC 08/31/12							
08/09/13		57,000.0000	02/12/13	56,443.36	57,814.92	-1,371.56	SALE
TOTAL SHORT TERM GAINS OR LOSSES FOR NONCOVERED SECURITIES						276,828.65	-6,144.28

*Box 2a Sales price less commissions and option premiums



2013 ENHANCED SUMMARY

1/2 23/

Page 5 of 14
As of Date 2/07/14

Your Financial Advisor
FREDERICK O. ROBERTSHAW JR
500 SILVER SPIUR RD
STE 300, 3RD FLOOR
ROLLING HILLS ESTATES CA
90275
(310) 377-1942

ROBERT AND JOAN BLACKMAN
FAMILY FOUNDATION
6949 DUIME DRIVE
MALIBU, CA 90625

Account Number: 2887-7910

Year-End Account Summary

This information is NOT provided to the Internal Revenue Service, but is being provided to you for courtesy purposes. Please consult with your Financial Advisor or Tax Advisor regarding specific questions.

For noncovered transactions, we provide supplemental cost basis information, when it is available, to assist you with completing your tax return, however, THIS INFORMATION IS NOT PROVIDED TO THE INTERNAL REVENUE SERVICE

SHORT TERM GAINS OR LOSSES (Box 1c) FOR COVERED SECURITIES (Box 6) Proceeds from Broker and Barter Exchange Transactions for 2013


8-Description / CUSIP	1e-Quantity Sold	1b-Date of Acquisition	2a-Sales Price*	3-Cost or Other Basis	Supplemental Information Gain or Loss Amount	Additional Information
APOLO INVESTMENT CORP / 03761U106	6,000 0000	02/21/13	50,580 67	49,473 00	1,107 67	SALE
ELECTRONIC ARTS INC / 285512109	200 0000	03/20/13	5,317 91	3,468 00	1,849 91	SALE
TOTAL SHORT TERM GAINS OR LOSSES FOR COVERED SECURITIES			55,898.58	52,941 00	2,957.58	

*Box 2a Sales price less commissions and option premiums

001 / 60 / 60FR

Y122039 015874 039194744122 *****

2013 SUMMARY AMENDMENT



Amended Date: 2/21/14

Your Financial Advisor :
 FREDERICK O ROBERTSHAW JR
 500 SILVER SPUR RD
 STE 300, 3RD FLOOR
 ROLLING HILLS ESTATES CA
 90275
 (310) 377-1942

ROBERT AND JOAN BLACKMAN
 FAMILY FOUNDATION
 6949 DUME DRIVE
 MALIBU, CA 90625

Account Number: 1772-7471

Year-End Account Summary

This information is NOT provided to the Internal Revenue Service, but is being provided to you for courtesy purposes. Please consult with your Financial Advisor or Tax Advisor regarding specific questions.

For noncovered transactions, we provide supplemental cost basis information, when it is available, to assist you with completing your tax return, however, THIS INFORMATION IS NOT PROVIDED TO THE INTERNAL REVENUE SERVICE

SHORT TERM GAINS OR LOSSES (Box 1c) FOR COVERED SECURITIES (Box 6) Proceeds from Broker and Barter Exchange Transactions for 2013

8-Description / CUSIP 1a-Date of Sale or Exchange	1e-Quantity Sold	1b-Date of Acquisition	2a-Sales Price*	3-Cost or Other Basis	Supplemental Information Gain or Loss Amount	Additional Information
ACCENTURE PLC IRELAND / G1151C101 SHARES CLASS A						
06/28/13	17 0000	02/08/13	1,220.31	1,245.00	-24.69	SALE
09/24/13	18 0000	02/08/13	1,353.18	1,318.24	34.94	SALE
AEON N V / 007924103 ORD AMER REG						
08/14/13	85 0000	02/11/13	660.39	539.41	120.98	SALE
11/25/13	130 0000	02/11/13	1,146.46	824.98	321.48	SALE
12/19/13	80 0000	02/11/13	715.81	507.68	208.13	SALE
AEON COMPANY LTD - / 007627102 UNSPON ADR						
06/12/13	283 0000	02/11/13	3,331.30	3,183.55	147.75	SALE
AKTIEBOLAGET ELECTROLUX / 010198208 ADR SPONS						
10/09/13	170 0000	07/30/13	8,477.82	9,882.92	-1,405.10	SALE
ALLIANCE GLOBAL GROUP / 01861B101 INC-UNSPONSORED ADR						
12/23/13	52 0000	07/31/13	1,493.93	1,599.00	-105.07	SALE
ANHEUSER BUSCH INBEV / 03624A108 SAINV-SPONSORED ADR						
07/17/13	113 0000	02/11/13	10,315.77	9,749.52	566.25	SALE

2013 SUMMARY AMENDMENT

Your Financial Advisor :
 FREDERICK O ROBERTSHAW JR
 500 SILVER SPUR RD
 STE 300, 3RD FLOOR
 ROLLING HILLS ESTATES CA
 90275
 (310) 377-1942

ROBERT AND JOAN BLACKMAN
 FAMILY FOUNDATION
 6949 DUJME DRIVE
 MALIBU, CA 90625

Account Number: 1772-7471

Year-End Account Summary

This information is NOT provided to the Internal Revenue Service, but is being provided to you for courtesy purposes. Please consult with your Financial Advisor or Tax Advisor regarding specific questions.


SHORT TERM GAINS OR LOSSES (Box 1c) FOR COVERED SECURITIES (Box 6) Proceeds from Broker and Barter Exchange Transactions for 2013 *continued*

8-Description / CUSIP 1a-Date of Sale or Exchange	1e-Quantity Sold	1b-Date of Acquisition	2a-Sales Price*	3-Cost or Other Basis	Supplemental Information	
					Gain or Loss Amount	Additional Information
ARM HOLDINGS PLC / 042068106 SPONSORED ADR 05/01/13	23 0000	02/08/13	1,094 81	1,001 09	93 72	SALE
ASML HOLDING NV / N07059210 NY REGISTRY SHS NEW 2012 10/15/13	15 0000	02/08/13	1,450 91	1,120 95	329 96	SALE
10/15/13	12 0000	02/08/13	1,168 67	896 76	271 91	SALE
10/22/13	25 0000	02/08/13	2,354 59	1,868 25	486 34	SALE
ASSA ABLOY AB - ADR / 045387107 07/19/13	34 0000	02/08/13	756 70	631 72	124 98	SALE
07/22/13	26,0000	02/08/13	578 77	483 08	95 69	SALE
07/31/13	249 0000	02/08/13	5,484 37	4,626 42	857 95	SALE
09/25/13	23,0000	02/08/13	535.75	427 34	108 41	SALE
09/26/13	49 0000	02/08/13	1,131.67	910 42	221 25	SALE
09/27/13	9 0000	02/08/13	205 64	167 22	38 42	SALE
09/27/13	33 0000	02/08/13	754 74	613.14	141 60	SALE
ATLAS COCOP AB / 049255706 SPON ADR NEW REPSTG SER A 11/27/13	69 0000	04/03/13	1,943 18	1,985 87	-42 69	SALE
BAIDU INC ADR / 056752108 10/28/13	16 0000	02/08/13	2,480 12	1,549 60	930 52	SALE
10/30/13	8 0000	02/08/13	1,324 03	774.80	549 23	SALE



2013 SUMMARY AMENDMENT

Amended Date: 2/21/14



Your Financial Advisor:
 FREDERICK O ROBERTSHAW JR
 500 SILVER SPUR RD
 STE 300, 3RD FLOOR
 ROLLING HILLS ESTATES CA
 90275
 (310) 377-1942

ROBERT AND JOAN BLACKMAN
 FAMILY FOUNDATION
 6949 DUME DRIVE
 MALIBU, CA 90625

Account Number: 1772-7471

Year-End Account Summary

This information is NOT provided to the Internal Revenue Service, but is being provided to you for courtesy purposes. Please consult with your Financial Advisor or Tax Advisor regarding specific questions.

SHORT TERM GAINS OR LOSSES (Box 1c) FOR COVERED SECURITIES (Box 6) Proceeds from Broker and Barter Exchange Transactions for 2013

continued

8-Description / CUSIP	1a-Date of Sale or Exchange	1e-Quantity Sold	1b-Date of Acquisition	2a-Sales Price*	3-Cost or Other Basis	Supplemental Information Gain or Loss Amount	Additional Information
	11/05/13	12 0000	02/08/13	1,827 84	1,162 20	665 64	SALE
BANCO SANTANDER CENT / 05964H105 HISPANO SPON ADR 11/26/13		694.0000	02/11/13	6,065 46	5,488 26	577 20	SALE
BARCLAYS PLC ADR / 06738E204 11/26/13		167 0000	02/11/13	2,821 40	3,138 94	-317 54	SALE
BAYER AG SPONSORED ADR / 072730302 03/26/13		48 0000	02/11/13	4,910 78	4,517 24	393 54	SALE
07/22/13		15 0000	02/11/13	1,675 08	1,411 64	263 44	SALE
BP PLC SPONS ADR / 055622104 07/18/13		238 0000	02/11/13	10,168 29	10,218 77	-50 48	SALE
BRITISH AMERN TOB PLC / 110448107 SPON ADR 03/14/13		38 0000	02/11/13	3,990 03	3,922.14	67 89	SALE
BRITISH SKY BROADCASTG / 111013108 GROUP PLC SPONSORED ADR 05/14/13		150 0000	02/11/13	7,478 22	7,922 85	-444 63	SALE
BURBERRY GROUP PLC / 12082W204 SPONSORED ADR 09/13/13		22 0000	02/08/13	1,121 03	949 72	171 31	SALE
CANADIAN NATL RY CO / 136375102 12/04/13		5 0000	02/08/13	278 56	243 44	35 12	SALE

2013 SUMMARY AMENDMENT

Amended Date: 2/21/14

Your Financial Advisor :
 FREDERICK O ROBERTSHAW JR
 500 SILVER SPUR RD
 STE 300, 3RD FLOOR
 ROLLING HILLS ESTATES CA
 90275
 (310) 377-1942

ROBERT AND JOAN BLACKMAN
 FAMILY FOUNDATION
 6949 DUME DRIVE
 MALIBU, CA 90625

Account Number: 1772-7471

Year-End Account Summary

This information is NOT provided to the Internal Revenue Service, but is being provided to you for courtesy purposes.
 Please consult with your Financial Advisor or Tax Advisor regarding specific questions.

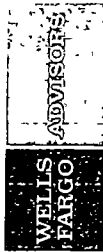
**SHORT TERM GAINS OR LOSSES (Box 1c) FOR COVERED SECURITIES (Box 6)
 Proceeds from Broker and Barter Exchange Transactions for 2013**

continued

8-Description / CUSIP 1a-Date of Sale or Exchange	1e-Quantity Sold	1b-Date of Acquisition	2a-Sales Price*	3-Cost or Other Basis	Supplemental Information Gain or Loss Amount	Additional Information
CANON INC ADR REP 5SHS / 138006309						
05/01/13	66 0000	02/11/13	2,318.25	2,326.64	-8.39	SALE
05/02/13	191.0000	02/11/13	6,754.97	6,733.12	21.85	SALE
CARNIVAL CORP / 143658300						
02/13/13	35 0000	02/08/13	1,308.81	1,364.69	-55.88	SALE
09/25/13	40.0000	02/08/13	1,309.13	1,559.64	-250.51	SALE
12/19/13	34 0000	02/08/13	1,287.52	1,325.70	-38.18	SALE
CARREFOUR SA SPONS ADR / 144430204						
11/15/13	120 0000	02/11/13	881.18	662.40	218.78	SALE
CHECK POINT SOFTWARE / M22465104						
04/25/13	27 0000	02/08/13	1,218.58	1,394.55	-175.97	SALE
04/26/13	42 0000	02/08/13	1,894.40	2,169.30	-274.90	SALE
04/29/13	37 0000	02/08/13	1,683.98	1,911.05	-227.07	SALE
04/30/13	11 0000	02/08/13	505.69	568.15	-62.46	SALE
CHINA UNICOM LTD ADR / 16945R104						
11/26/13	129 0000	02/11/13	2,005.06	1,955.13	49.93	SALE
CIELO SA / 171778202						
SPONSORED ADR						
05/09/13	0.8000	05/09/13	22.50	0.00	22.50	CASH IN LIEU
CNOOC LTD-ADR / 126132109						
02/27/13	25 0000	02/08/13	4,861.92	5,025.00	-163.08	SALE



2013 SUMMARY AMENDMENT



Your Financial Advisor :
 FREDERICK O ROBERTSHAW JR
 500 SILVER SPUR RD
 STE 300, 3RD FLOOR
 ROLLING HILLS ESTATES CA
 90275
 (310) 377-1942

ROBERT AND JOAN BLACKMAN
 FAMILY FOUNDATION
 6949 DUME DRIVE
 MALIBU, CA 90625

Account Number: 1772-7471

Year-End Account Summary

This information is NOT provided to the Internal Revenue Service, but is being provided to you for courtesy purposes.
 Please consult with your Financial Advisor or Tax Advisor regarding specific questions.

**SHORT TERM GAINS OR LOSSES (Box 1c) FOR COVERED SECURITIES (Box 6)
 Proceeds from Broker and Barter Exchange Transactions for 2013**

continued

8-Description / CUSIP 1a-Date of Sale or Exchange	1e-Quantity Sold	1b-Date of Acquisition	2a-Sales Price*	3-Cost or Other Basis	Supplemental Information Gain or Loss Amount	Additional Information
05/21/13	10 0000	02/08/13	1,854.97	2,010.00	-155.03	SALE
07/15/13	3 0000	02/08/13	525.76	603.00	-77.24	
07/30/13	5 0000	02/11/13	876.29	998.75	-122.46	
08/22/13	8 0000	Various	1,402.05	1,601.75	-199.70	SALE
08/23/13	6 0000	02/11/13	1,082.76	1,198.50	-115.74	SALE
08/26/13	4 0000	02/11/13	800.52	799.00	1.52	SALE
08/27/13	4 0000	02/11/13	805.40	799.00	6.40	SALE
	3 0000	02/11/13	602.75	599.25	3.50	SALE
	3 0000	02/11/13	588.36	599.25	-10.89	SALE
DAIMLER AG / D1668R123 10/10/13	10 0000	02/11/13	786.83	597.69	189.14	SALE
DAITO TRUST CONSTRUCT / 23405X100 UNSPON ADR 03/05/13	512 0000	02/11/13	11,497.93	11,407.36	90.57	SALE
DASSAULT SYSTEMS / 237545108 SPONSORED ADR 10/15/13	5 0000	02/08/13	561.10	549.25	11.85	SALE
10/16/13	11 0000	02/08/13	1,228.21	1,208.35	19.86	SALE
DEUTSCHE TELEKOM AG / 251566105 SPON ADR 09/27/13	40 0000	02/11/13	582.20	460.40	121.80	SALE
TOTAL 2 LOTS						

2013 SUMMARY AMENDMENT

Amended Date: 2/21/14

Your Financial Advisor :
 FREDERICK O ROBERTSHAW JR
 500 SILVER SPUR RD
 STE 300, 3RD FLOOR
 ROLLING HILLS ESTATES CA
 90275
 (310) 377-1942

ROBERT AND JOAN BLACKMAN
 FAMILY FOUNDATION
 6949 DUME DRIVE
 MALIBU, CA 90625

Account Number: 1772-7471

Year-End Account Summary

This information is NOT provided to the Internal Revenue Service, but is being provided to you for courtesy purposes. Please consult with your Financial Advisor or Tax Advisor regarding specific questions.

SHORT TERM GAINS OR LOSSES (Box 1c) FOR COVERED SECURITIES (Box 6) Proceeds from Broker and Barter Exchange Transactions for 2013

continued

8-Description / CUSIP 1a-Date of Sale or Exchange	1e-Quantity Sold	1b-Date of Acquisition	2a-Sales Price*	3-Cost or Other Basis	Supplemental Information	
					Gain or Loss Amount	Additional Information
EAST JAPAN RAILWAY CO- / 273202101 ADR	731 0000	02/11/13	10,257.75	8,406.36	1,851.39	SALE
	286 0000	02/11/13	3,945.67	3,288.94	656.73	SALE
ELEKTA AB-B SHS-UNSP ADR / 28617Y101	73 0000	02/08/13	1,268.95	1,170.91	98.04	SALE
	38.0000	02/08/13	650.18	609.52	40.66	SALE
	12 0000	02/08/13	203.41	192.48	10.93	SALE
	25.0000	02/08/13	426.56	401.00	25.56	SALE
	23 0000	02/08/13	344.13	368.92	-24.79	SALE
	81 0000	02/08/13	1,196.69	1,299.22	-102.53	SALE
	12 0000	02/08/13	175.22	192.48	-17.26	SALE
	42.0000	02/08/13	612.04	673.67	-61.63	SALE
	5.0000	02/08/13	72.58	80.20	-7.62	SALE
	153 0000	02/08/13	2,213.29	2,454.06	-240.77	
	10 0000	03/07/13	144.66	146.25	-1.59	
	163.0000	Various	2,357.95	2,600.31	-242.36	SALE
	37 0000	03/07/13	538.93	541.09	-2.16	SALE
EMBRAER S A ADR / 29082A107 SPONS ADR REPSTG.PFD SHS	18 0000	02/08/13	589.67	594.46	-4.79	SALE
	20 0000	02/08/13	674.84	660.51	14.33	SALE
						TOTAL 2 LOTS



2013 SUMMARY AMENDMENT



Page 11 of 38
Amended Date: 2/21/14

Your Financial Advisor . . .
 FREDERICK O ROBERTSHAW JR
 500 SILVER SPUR RD
 STE 300, 3RD FLOOR
 ROLLING HILLS ESTATES CA
 90275
 (310) 377-1942

ROBERT AND JOAN BLACKMAN
 FAMILY FOUNDATION
 6949 DUME DRIVE
 MALIBU, CA 90625

Account Number: 1772-7471

Year-End Account Summary

This information is NOT provided to the Internal Revenue Service, but is being provided to you for courtesy purposes. Please consult with your Financial Advisor or Tax Advisor regarding specific questions.

**SHORT TERM GAINS OR LOSSES (Box 1c) FOR COVERED SECURITIES (Box 6)
 Proceeds from Broker and Barter Exchange Transactions for 2013**

continued

8-Description / CUSIP	1a-Date of Sale or Exchange	1e-Quantity Sold	1b-Date of Acquisition	2a-Sales Price*	3-Cost or Other Basis	Supplemental Information Gain or Loss Amount	Additional Information
	04/12/13	16 0000	02/08/13	569 25	528 41	40.84	SALE
	04/15/13	11 0000	02/08/13	373 18	363 28	9.90	SALE
	04/16/13	8 0000	02/08/13	270 37	264 20	6.17	SALE
	10/30/13	35 0000	02/08/13	1,068 65	1,155 88	-87.23	SALE
FANUC CORP / 307305102 UNSPONSORED ADR	05/20/13	241 0000	02/08/13	6,314.28	6,374.30	-60.02	SALE
FLEXTRONICS INTL / Y2573F102	08/14/13	65 0000	02/11/13	593 55	430.64	162.91	SALE
GETINGE AB ADR / 37427X104	10/16/13	252 0000	02/11/13	7,857 70	7,615 44	242 26	SALE
GRUPO FINANCIERO / 40053C105 SANTANDER MEXICO SAB DE CV-SPON ADR RPSTG-SER B	05/30/13	218 0000	02/11/13	3,312 12	3,372 24	-60 12	SALE
H LUNDBECK A/S / 40422M206 SPONSORED ADR LEVEL 1	12/23/13	30.0000	02/11/13	737 62	483.00	254.62	SALE
HANG LUNG PROPERTIES SP / 41043M104 ADR	09/09/13	10 0000	02/08/13	167 43	198 10	-30 67	SALE
	09/10/13	17 0000	02/08/13	285 48	336 76	-51 28	SALE
	09/17/13	27 0000	02/08/13	452 16	534 86	-82 70	SALE

2013 SUMMARY AMENDMENT

Your Financial Advisor :
 FREDERICK O ROBERTSHAW JR
 500 SILVER SPUR RD
 STE 300, 3RD FLOOR
 ROLLING HILLS ESTATES CA
 90275
 (310) 377-1942

ROBERT AND JOAN BLACKMAN
 FAMILY FOUNDATION
 6949 DUME DRIVE
 MALIBU, CA 90625

Account Number: 1772-7471

Year-End Account Summary

This information is NOT provided to the Internal Revenue Service, but is being provided to you for courtesy purposes. Please consult with your Financial Advisor or Tax Advisor regarding specific questions.


SHORT TERM GAINS OR LOSSES (Box 1c) FOR COVERED SECURITIES (Box 6) Proceeds from Broker and Barter Exchange Transactions for 2013

continued

8-Description / CUSIP 1a-Date of Sale or Exchange	1e-Quantity Sold	1b-Date of Acquisition	2a-Sales Price*	3-Cost or Other Basis	Supplemental Information	
					Gain or Loss Amount	Additional Information
09/18/13	9 0000	02/08/13	150 59	178 29	-27.70	SALE
09/19/13	28 0000	02/08/13	475 29	554.67	-79 38	SALE
09/23/13	18 0000	02/08/13	311.07	356.57	-45 50	SALE
09/24/13	9 0000	02/08/13	152 68	178 29	-25 61	SALE
09/26/13	4 0000	02/08/13	67 57	79 24	-11 67	SALE
09/27/13	16 0000	02/08/13	271 22	316 95	-45 73	SALE
09/30/13	4 0000	02/08/13	67 92	79 24	-11 32	SALE
10/09/13	48 0000	02/08/13	804 28	950 85	-146 57	SALE
10/16/13	45.0000	02/08/13	732.95	891.42	-158.47	SALE
10/17/13	91 0000	02/08/13	1,490 81	1,802 62	-311.81	SALE
HEINEKEN N V / 423012301 SPONSORED ADR LEVEL 1 05/03/13	167 0000	02/11/13	5,903 20	5,794.90	108 30	SALE
HENNES & MAURITZ AB ADR / 425883105 10/14/13	121 0000	02/08/13	1,007 28	871 13	136 15	SALE
10/15/13	256 0000	02/08/13	2,141 20	1,843 03	298 17	SALE
12/16/13	107 0000	02/08/13	920 69	770.33	150 36	SALE
HSBC HOLDINGS PLC-SPON / 404280406 ADR 12/04/13	28 0000	02/08/13	1,517.58	1,588 88	-71 30	SALE



2013 SUMMARY AMENDMENT



Your Financial Advisor:
 FREDERICK O. ROBERTSHAW JR
 500 SILVER SPUR RD
 STE 300, 3RD FLOOR
 ROLLING HILLS ESTATES CA
 90275
 (310) 377-1942

ROBERT AND JOAN BLACKMAN
 FAMILY FOUNDATION
 6949 DUME DRIVE
 MALIBU, CA 90625

Account Number: 1772-7471

Year-End Account Summary

This information is NOT provided to the Internal Revenue Service, but is being provided to you for courtesy purposes. Please consult with your Financial Advisor or Tax Advisor regarding specific questions.

**SHORT TERM GAINS OR LOSSES (Box 1c) FOR COVERED SECURITIES (Box 6)
 Proceeds from Broker and Barter Exchange Transactions for 2013**

continued

8-Description / CUSIP 1a-Date of Sale or Exchange	1e-Quantity Sold	1b-Date of Acquisition	2a-Sales Price*	3-Cost or Other Basis	Supplemental Information Gain or Loss Amount	Additional Information
ICICI BANK LTD SPON / 45104G104 ADR						
11/26/13	49 0000	02/11/13	1,685 88	2,145 22	-459 34	SALE
IND & COMM BK OF UNS ADR / 455807107 09/06/13	185 0000	02/08/13	2,509.06	2,671.40	-162 34	SALE
ING GROEP N V / 456837103 SPON ADR						
04/03/13	1,066 0000	02/11/13	7,598 17	9,761 49	-2,163 32	SALE
11/26/13	215 0000	02/11/13	2,767 59	1,970 76	796 83	SALE
ITAU UNIBANCO HLDG S A / 465562106 SPONSORED ADR						
07/05/13	117 0000	02/08/13	1,346 63	1,822 05	-475 42	SALE
07/08/13	117 0000	02/08/13	1,393 63	1,822 05	-428 42	SALE
09/17/13	38 0000	02/08/13	527 07	591 78	-64 71	SALE
KAO CORP-SPONSORED ADR / 485537302 09/12/13	200 0000	02/11/13	5,875 96	5,977 80	-101 84	SALE
KASKORBANK PUB CO LTD / 485785109 UNSPONSORED ADR						
06/14/13	177 0000	02/11/13	4,392 00	4,973 70	-581 70	SALE
KEPPEL LTD / 492051305 SPONSORED ADR						
03/28/13	634 0000	02/11/13	11,420 62	11,855 60	-434 98	SALE

2013 SUMMARY AMENDMENT

Your Financial Advisor :
 FREDERICK O ROBERTSHAW JR
 500 SILVER SPUR RD
 STE 300, 3RD FLOOR
 ROLLING HILLS ESTATES CA
 90275
 (310) 377-1942

ROBERT AND JOAN BLACKMAN
 FAMILY FOUNDATION
 6949 DUME DRIVE
 MALIBU, CA 90625

Account Number: 1772-7471

Year-End Account Summary

This information is NOT provided to the Internal Revenue Service, but is being provided to you for courtesy purposes. Please consult with your Financial Advisor or Tax Advisor regarding specific questions.


SHORT TERM GAINS OR LOSSES (Box 1c) FOR COVERED SECURITIES (Box 6) Proceeds from Broker and Barter Exchange Transactions for 2013

continued

8-Description / CUSIP	1a-Date of Sale or Exchange	1e-Quantity Sold	1b-Date of Acquisition	2a-Sales Price*	3-Cost or Other Basis	Supplemental Information Gain or Loss Amount	Additional Information
KINGFISHER PLC-SPONS / 495724403							
ADR (NEW)							
08/01/13		230 0000	02/08/13	2,803.26	2,023.82	779.44	SALE
09/13/13		67.0000	02/08/13	853.14	589.55	263.59	SALE
09/16/13		30 0000	02/08/13	384.70	263.98	120.72	SALE
KOC HOLDING AS-UNSPON / 49989A109							
ADR							
04/05/13		155 0000	02/11/13	4,285.69	3,895.04	390.65	SALE
KOMATSU LTD / 500458401							
SPON ADR NEW							
04/04/13		124 0000	02/08/13	2,675.61	3,222.64	-547.03	SALE
12/05/13		106 0000	02/08/13	2,101.83	2,754.84	-653.01	SALE
LVMH MOET HENNESSY / 502441306							
LOUIS VUITTON							
ADR							
04/05/13		230 0000	02/08/13	7,756.79	8,167.30	-410.51	SALE
MERCADOLIBRE INC / 58733R102							
05/01/13		9 0000	02/08/13	884.85	746.10	138.75	SALE
05/08/13		3 0000	02/08/13	353.63	248.70	104.93	SALE
05/09/13		6.0000	02/08/13	724.74	497.40	227.34	SALE
05/10/13		5 0000	02/08/13	600.54	414.50	186.04	SALE
08/02/13		4 0000	02/08/13	514.73	331.60	183.13	SALE
09/25/13		7 0000	02/08/13	907.37	580.30	327.07	SALE



2013 SUMMARY AMENDMENT



Amended Date: 2/21/14

Your Financial Advisor :
 FREDERICK O ROBERTSHAW JR
 500 SILVER SPUR RD
 STE 300, 3RD FLOOR
 ROLLING HILLS ESTATES CA
 90275
 (310) 377-1942

ROBERT AND JOAN BLACKMAN
 FAMILY FOUNDATION
 6949 DUME DRIVE
 MALIBU, CA 90625

Account Number: 1772-7471

Year-End Account Summary

This information is NOT provided to the Internal Revenue Service, but is being provided to you for courtesy purposes. Please consult with your Financial Advisor or Tax Advisor regarding specific questions.

continued

**SHORT TERM GAINS OR LOSSES (Box 1c) FOR COVERED SECURITIES (Box 6)
 Proceeds from Broker and Barter Exchange Transactions for 2013**

8-Description / CUSIP	1a-Date of Sale or Exchange	1e-Quantity Sold	1b-Date of Acquisition	2a-Sales Price*	3-Cost or Other Basis	Supplemental Information Gain or Loss Amount	Additional Information	
MERCK KGAA ADR / 589339100	07/19/13	212 0000	02/11/13	11,115 14	9,355 35	1,759.79	SALE	
MITSUBISHI CORP ADR / 608769305 12/16/13 109 0000 63 0000 172 0000 Various 4,114.99 2,378 40 6,493 39	02/11/13 05/08/13 Various					-441 21 -7 16 -448 37	SALE SALE SALE	
MITSUBISHI UFJ FINANCIAL / 608822104 ADR 07/29/13 214 0000	02/08/13			1,314 45	1,216 87	97 58	SALE	
NIPPON TELEGRAPH & / 654624105 TELEPHONE CORP SPONSORED ADR 07/01/13 30 0000	02/11/13			778 17	661 66	116 51	SALE	
NOVARTIS AG / 66987V109 SPON ADR 07/22/13 23 0000	02/08/13			1,671 96	1,571.05	100 91	SALE	
10/31/13 22 0000	02/08/13			1,709 60	1,502 74	206 86	SALE	
ORICA LTD - UNSPN ADR / 68618H103 03/15/13 289 0000	02/11/13			7,624 37	7,999 52	-375 15	SALE	
PETROFAC LTD UNSPONSORED / 716473103 ADR 02/22/13 188 0000	02/11/13			2,268 77	2,408 28	-139 51	SALE	
12/18/13 635 0000	02/11/13			5,647 15	8,134 35	-2,487 20	SALE	
TOTAL 2 LOTS								

Amended Date: 2/21/14

2013 SUMMARY AMENDMENT

Your Financial Advisor :
 FREDERICK O ROBERTSHAW JR
 500 SILVER SPUR RD
 SITE 300, 3RD FLOOR
 ROLLING HILLS ESTATES CA
 90275
 (310) 377-1942

ROBERT AND JOAN BLACKMAN
 FAMILY FOUNDATION
 6949 DUME DRIVE
 MALIBU, CA 90625

Account Number: 1772-7471


Year-End Account Summary

This information is NOT provided to the Internal Revenue Service, but is being provided to you for courtesy purposes.
 Please consult with your Financial Advisor or Tax Advisor regarding specific questions.

SHORT TERM GAINS OR LOSSES (Box 1c) FOR COVERED SECURITIES (Box 6) Proceeds from Broker and Barter Exchange Transactions for 2013


continued

8-Description /CUSIP	1a-Quantity Sold	1b-Date of Acquisition	2a-Sales Price*	3-Cost or Other Basis	Supplemental Information Gain or Loss Amount	Additional Information
POTASH CORP OF /73755L107	185 0000	02/08/13	7,717 85	7,854 36	-136 51	
SASKATCHEWAN INC	9 0000	02/11/13	375 47	379 13	-3 66	
	194 0000	Various	8,093 32	8,233 49	-140 17	SALE
	14 0000	02/11/13	564 52	589 75	-25 23	SALE
	15 0000	02/11/13	603 99	631 88	-27 89	SALE
	30 0000	02/11/13	1,148 19	1,263 75	-115 56	SALE
	22 0000	02/11/13	821 92	926 75	-104 83	SALE
	104 0000	02/11/13	3,111 20	4,380 99	-1,269 79	SALE
PT BANK MANDIRI PERSERO / 69367U105						
TBK-UNSPONSORED ADR	211 0000	02/08/13	2,083 67	1,945 42	138 25	
	259 0000	02/11/13	2,557 69	2,387 90	169 79	
	470 0000	Various	4,641 36	4,333 32	308 04	SALE
	351 0000	02/11/13	3,162 84	3,236 10	-73 26	SALE
	591 0000	02/11/13	4,358 02	5,448 81	-1,090 79	
	259 0000	02/11/13	1,909 86	2,382 80	-472 94	
	850 0000	02/11/13	6,267 88	7,831 61	-1,563 73	SALE
RECKITT BENCKISER PLC / 756255204						
SPONSORED ADR	113 0000	02/08/13	1,596 58	1,514 20	82 38	SALE
	95 0000	02/11/13	5,491 50	5,217 40	274 10	SALE
ROCHE HOLDINGS LTD ADR / 771195104						
						SALE
TOTAL 2 LOTS						
TOTAL 2 LOTS						
TOTAL 2 LOTS						



2013 SUMMARY AMENDMENT

Amended Date: 2/21/14



Your Financial Advisor :
 FREDERICK O ROBERTSHAW JR
 500 SILVER SPUR RD
 STE 300, 3RD FLOOR
 ROLLING HILLS ESTATES CA
 90275
 (310) 377-1942

ROBERT AND JOAN BLACKMAN
 FAMILY FOUNDATION
 6949 DUME DRIVE
 MALIBU, CA 90625

Account Number: 1772-7471

Year-End Account Summary

This information is NOT provided to the Internal Revenue Service, but is being provided to you for courtesy purposes. Please consult with your Financial Advisor or Tax Advisor regarding specific questions.

**SHORT TERM GAINS OR LOSSES (Box 1c) FOR COVERED SECURITIES (Box 6)
 Proceeds from Broker and Barter Exchange Transactions for 2013**

continued

8-Description / CUSIP 1a-Date of Sale or Exchange	1e-Quantity Sold	1b-Date of Acquisition	2a-Sales Price*	3-Cost or Other Basis	Supplemental Information	
					Gain or Loss Amount	Additional Information
07/22/13	27 0000	02/11/13	1,682.74	1,482.84	199.90	SALE
ROYAL BANK OF SCOTLAND / 780097689						
06/28/13	110 0000	02/08/13	917.74	1,185.80	-268.06	SALE
07/01/13	209 0000	02/08/13	1,770.10	2,253.02	-482.92	SALE
07/02/13	108 0000	02/08/13	899.40	1,164.24	-264.84	SALE
07/03/13	40 0000	04/05/13	327.39	334.11	-6.72	SALE
	27 0000	02/08/13	221.36	291.06	-69.70	
	91 0000	04/05/13	746.10	760.11	-14.01	
07/03/13	118.0000	Various	967.46	1,051.17	-83.71	SALE
TOTAL 2 LOTS						
SANDVIK AB / 800212201						
04/24/13	509 0000	02/11/13	7,028.16	8,224.93	-1,196.77	SALE
SANOFI ADR / 80105N105						
04/09/13	236 0000	02/11/13	12,170.27	11,339.20	831.07	SALE
07/03/13	32 0000	02/11/13	1,616.17	1,537.52	78.65	SALE
07/05/13	20 0000	02/11/13	1,020.17	960.95	59.22	SALE
08/07/13	126 0000	02/11/13	6,563.20	6,053.98	509.22	SALE
SAP AG-SPONSORED ADR / 803054204						
07/03/13	18.0000	02/08/13	1,278.01	1,437.17	-159.16	SALE
07/09/13	18 0000	02/08/13	1,295.25	1,437.17	-141.92	SALE
10/15/13	18 0000	02/08/13	1,306.57	1,437.17	-130.60	SALE

2013 SUMMARY AMENDMENT

Your Financial Advisor:
 FREDERICK O ROBERTSHAW JR
 500 SILVER SPUR RD
 STE 300, 3RD FLOOR
 ROLLING HILLS ESTATES CA
 90275
 (310) 377-1942

ROBERT AND JOAN BLACKMAN
 FAMILY FOUNDATION
 6949 DUME DRIVE
 MALIBU, CA 90625

Account Number: 1772-7471

Year-End Account Summary

This information is NOT provided to the Internal Revenue Service, but is being provided to you for courtesy purposes.
 Please consult with your Financial Advisor or Tax Advisor regarding specific questions.


SHORT TERM GAINS OR LOSSES (Box 1c) FOR COVERED SECURITIES (Box 6)
 Proceeds from Broker and Barter Exchange Transactions for 2013

continued

8-Description / CUSIP 1a-Date of Sale or Exchange	1e-Quantity Sold	1b-Date of Acquisition	2a-Sales Price*	3-Cost or Other Basis	Supplemental Information Gain or Loss Amount	Additional Information
10/16/13	10 0000	02/08/13	725 93	798 43	-72 50	SALE
10/17/13	11 0000	02/08/13	799 54	878 27	-78 73	SALE
SBERBANK RUSSIA / 80585Y308 SPONSORED ADR						
03/27/13	382 0000	02/08/13	4,737.45	5,458 78	-721 33	SALE
07/29/13	645 0000	02/11/13	7,397 18	9,190 86	-1,793 68	SALE
SCHLUMBERGER LTD / 806857108						
05/20/13	25 0000	02/08/13	1,929 40	1,974 13	-44.73	SALE
10/08/13	13,0000	02/08/13	1,147.68	1,026 55	121 13	SALE
SEAGATE TECHNOLOGY PLC / G7945M107						
05/31/13	30 0000	02/11/13	1,308 64	1,048 80	259 84	SALE
07/22/13	40 0000	02/11/13	1,880 98	1,398 40	482 58	SALE
SEIKO EPSON CORP UNSPON / 81603X108 ADR						
10/03/13	235,0000	02/11/13	2,036.99	1,193.80	843.19	SALE
11/05/13	270 0000	02/11/13	2,866 54	1,371 60	1,494.94	SALE
SIEMENS A G - ADR / 826197501						
06/24/13	10 0000	02/08/13	1,000.49	1,028.40	-27 91	SALE
06/25/13	11 0000	02/08/13	1,100 44	1,131.24	-30 80	SALE
07/05/13	13 0000	02/08/13	1,302 27	1,336 92	-34 65	SALE
07/08/13	20 0000	02/08/13	2,070 48	2,056 80	13 68	SALE
07/09/13	14 0000	02/08/13	1,455.50	1,439 76	15 74	SALE



2013 SUMMARY AMENDMENT



Amended Date: 2/21/14

Your Financial Advisor :
 FREDERICK O ROBERTSHAW JR
 500 SILVER SPUR RD
 STE 300, 3RD FLOOR
 ROLLING HILLS ESTATES CA
 90275
 (310) 377-1942

ROBERT AND JOAN BLACKMAN
 FAMILY FOUNDATION
 6949 DUME DRIVE
 MALIBU, CA 90625

Account Number: 1772-7471

Year-End Account Summary

This information is NOT provided to the Internal Revenue Service, but is being provided to you for courtesy purposes. Please consult with your Financial Advisor or Tax Advisor regarding specific questions.

SHORT TERM GAINS OR LOSSES (Box 1c) FOR COVERED SECURITIES (Box 6) Proceeds from Broker and Barter Exchange Transactions for 2013

continued

8-Description / CUSIP 1a-Date of Sale or Exchange	1e-Quantity Sold	1b-Date of Acquisition	2a-Sales Price*	3-Cost or Other Basis	Supplemental Information Gain or Loss Amount	Additional Information
X 07/25/13	136 0000	02/11/13	415 60	494 95	-79 35	
	20 0000	05/07/13	61.12	74 00	-12 88	
	156 0000	Various	476.72	568.95	-92.23	REDEMPTION
						TOTAL 2 LOTS
SIGNET JEWELERS LTD / G81276100 11/25/13	43 0000	04/19/13	3,286 07	2,849 28	436 79	SALE
SOFTBANK CORP ADR / 83404D109 04/17/13	394 0000	02/11/13	8,871 66	7,225.96	1,645 70	SALE
STANDARD BK GROUP LTD / 853118206 SPONSORED ADR 04/22/13	239 0000	02/11/13	2,852 67	3,193 04	-340 37	SALE
04/23/13	201 0000	02/11/13	2,391 51	2,685.36	-293.85	SALE
SUEZ ENVIRONMENT-UNSPON / 864691100 ADR	375 0000	02/11/13	3,134 72	2,490 00	644.72	
10/16/13	404 0000	02/27/13	3,377 14	2,646.61	730 53	
	779 0000	Various	6,511 86	5,136 61	1,375 25	SALE
SWATCH GRP AG ADR / 870123106 UNSPON 20 ADR = 1 ORD 03/07/13	45 0000	02/08/13	1,270.09	1,277 55	-7 46	SALE
SYMRISE AG-UNSPON ADR / 87155N109 09/11/13	52 0000	02/11/13	2,326 67	1,946 36	380 31	SALE
SYNGENTA AG-ADR / 87160A100 11/15/13	14 0000	02/08/13	1,107 88	1,196 86	-88.98	SALE

Amended Date: 2/21/14

2013 SUMMARY AMENDMENT

Your Financial Advisor :
 FREDERICK O ROBERTSHAW JR
 500 SILVER SPUR RD
 STE 300, 3RD FLOOR
 ROLLING HILLS ESTATES CA
 90275
 (310) 377-1942

ROBERT AND JOAN BLACKMAN
 FAMILY FOUNDATION
 6949 DUME DRIVE
 MALIBU, CA 90625

Account Number: 1772-7471

Year-End Account Summary

This information is NOT provided to the Internal Revenue Service, but is being provided to you for courtesy purposes. Please consult with your Financial Advisor or Tax Advisor regarding specific questions.


continued

SHORT TERM GAINS OR LOSSES (Box 1c) FOR COVERED SECURITIES (Box 6) Proceeds from Broker and Barter Exchange Transactions for 2013

8-Description / CUSIP 1a-Date of Sale or Exchange	1e-Quantity Sold	1b-Date of Acquisition	2a-Sales Price*	3-Cost or Other Basis	Supplemental Information Gain or Loss Amount	Additional Information
11/18/13	13.0000	02/08/13	1,024.86	1,111.37	-86.51	SALE
TAIWAN SEMICONDUCTOR / 874039100						
MFG CO LTD ADR						
06/06/13	43.0000	02/08/13	798.93	792.77	6.16	SALE
06/07/13	92.0000	02/08/13	1,719.45	1,696.14	23.31	SALE
06/12/13	62.0000	02/08/13	1,135.29	1,143.05	-7.76	SALE
06/13/13	112.0000	02/08/13	2,034.45	2,064.86	-30.41	SALE
11/26/13	128.0000	02/11/13	2,239.23	2,367.55	-128.32	SALE
TATA MOTORS LIMITED / 876568502						
SPONSORED ADR						
12/13/13	11.0000	04/02/13	334.19	270.70	63.49	
	7.0000	04/02/13	212.68	171.26	41.42	
	18.0000	04/02/13	546.87	441.96	104.91	SALE
						TOTAL 2 LOTS
TDK CORP ADR / 872351408						
11/26/13	45.0000	02/11/13	2,069.02	1,574.51	494.51	
	10.0000	03/14/13	459.79	354.09	105.70	
	55.0000	Various	2,528.81	1,928.60	600.21	SALE
						TOTAL 2 LOTS
TE CONNECTIVITY LTD / H84989104						
05/09/13	15.0000	02/11/13	670.24	605.89	64.35	SALE
07/10/13	20.0000	02/11/13	934.10	807.86	126.24	SALE
11/06/13	45.0000	02/11/13	2,356.96	1,817.67	539.29	SALE
TECHNIP-SA-ADR / 878546209						
11/06/13	333.0000	02/11/13	8,727.11	8,754.57	-27.46	SALE



2013 SUMMARY AMENDMENT



ROBERT AND JOAN BLACKMAN
 FAMILY FOUNDATION
 6949 DUME DRIVE
 MALIBU, CA 90625

Amended Date: 2/21/14

Your Financial Advisor :
 FREDERICK O ROBERTSHAW JR
 500 SILVER SPUR RD
 STE 300, 3RD FLOOR
 ROLLING HILLS ESTATES CA
 90275
 (310) 377-1942

Account Number: 1772-7471

Year-End Account Summary

This information is NOT provided to the Internal Revenue Service, but is being provided to you for courtesy purposes. Please consult with your Financial Advisor or Tax Advisor regarding specific questions.

continued

SHORT TERM GAINS OR LOSSES (Box 1c) FOR COVERED SECURITIES (Box 6) Proceeds from Broker and Barter Exchange Transactions for 2013

8-Description /CUSIP	1a-Date of Sale or Exchange	1e-Quantity Sold	1b-Date of Acquisition	2a-Sales Price*	3-Cost or Other Basis	Supplemental Information	
						Gain or Loss Amount	Additional Information
TENCENT HOLDINGS LTD. / 88032Q109							
UNSP ADR							
	07/19/13	29 0000	02/08/13	1,234 41	1,015 58	218 83	SALE
	07/29/13	54 0000	02/08/13	2,438 21	1,891 08	547 13	SALE
	08/01/13	31 0000	02/08/13	1,427 85	1,085 62	342 23	SALE
	10/10/13	24 0000	02/08/13	1,266 17	840 48	425 69	SALE
	10/30/13	26 0000	02/08/13	1,423 45	910 52	512 93	SALE
	12/12/13	14 0000	02/08/13	843 32	490 28	353 04	SALE
TEVA PHARMACEUTICAL / 881624209							
ADR INDS LTD							
	06/12/13	58 0000	02/08/13	2,266 33	2,240 89	25 44	SALE
	10/10/13	62 0000	02/08/13	2,491 70	2,395 44	96 26	SALE
	10/15/13	33 0000	02/08/13	1,312 31	1,274 99	37 32	SALE
	10/16/13	32 0000	02/08/13	1,273 27	1,236 34	36 93	SALE
TOTAL S A SPONS ADR / 89151E109							
	12/19/13	20 0000	02/11/13	1,173 52	1,019 60	153 92	SALE
TOYOTA MTR CORP ADR / 892331307							
NEW 3/82							
	03/27/13	11 0000	02/08/13	1,129 99	1,146 07	-16 08	SALE
	04/17/13	10 0000	02/08/13	1,116 74	1,041 88	74 86	SALE
	05/09/13	5 0000	02/08/13	589 87	520 94	68 93	SALE
	05/20/13	5 0000	02/08/13	640 10	520 94	119 16	SALE

2013 SUMMARY AMENDMENT

Your Financial Advisor :
 FREDERICK O ROBERTSHAW JR
 500 SILVER SPUR RD
 STE 300, 3RD FLOOR
 ROLLING HILLS ESTATES CA
 90275
 (310) 377-1942

ROBERT AND JOAN BLACKMAN
 FAMILY FOUNDATION
 6949 DUME DRIVE
 MALIBU, CA 90625

Account Number: 1772-7471

Year-End Account Summary

This information is NOT provided to the Internal Revenue Service, but is being provided to you for courtesy purposes. Please consult with your Financial Advisor or Tax Advisor regarding specific questions.


continued

**SHORT TERM GAINS OR LOSSES (Box 1c) FOR COVERED SECURITIES (Box 6)
 Proceeds from Broker and Barter Exchange Transactions for 2013**

8-Description / CUSIP 1a-Date of Sale or Exchange	1e-Quantity Sold	1b-Date of Acquisition	2a-Sales Price*	3-Cost or Other Basis	Supplemental Information Gain or Loss Amount	Additional Information
TULLOW OIL PLC / 899415202 UNSPONSORED ADR						
10/23/13	49 0000	02/08/13	384 04	456.19	-72.15	SALE
10/24/13	77 0000	02/08/13	597 73	716 87	-119 14	SALE
10/24/13	66 0000	02/08/13	513 79	614 46	-100 67	SALE
10/31/13	35 0000	02/08/13	264 58	325 85	-61 27	SALE
10/31/13	38.0000	02/08/13	287 83	353 78	-65 95	SALE
11/01/13	179 0000	02/08/13	1,350 09	1,666 49	-316 40	SALE
	39.0000	02/08/13	293.53	363 09	-69 56	
	12 0000	02/11/13	90 33	110.28	-19 95	
11/04/13	51 0000	Various	383 86	473 37	-89 51	SALE
11/05/13	45 0000	02/11/13	337 85	413.55	-75 70	SALE
11/06/13	32 0000	02/11/13	239 94	294 08	-54.14	SALE
11/07/13	10 0000	02/11/13	74 54	91 90	-17 36	SALE
11/12/13	67 0000	02/11/13	473.47	615 73	-142 26	SALE
TOTAL 2 LOTS						
TURKIYE GARANTI BANKASI / 900148701 ADR						
04/02/13	521 0000	02/08/13	2,713 46	2,578 95	134 51	SALE
04/03/13	450 0000	02/08/13	2,329 56	2,227 50	102 06	SALE
TURKIYE HALK BANKASI / 900150103 UNSPONSORED ADR						
04/09/13	83 0000	02/11/13	1,730 59	1,645 06	85 53	SALE
09/27/13	389 0000	02/11/13	5,656.27	7,709.98	-2,053.71	SALE

2013 SUMMARY AMENDMENT

Amended Date: 2/21/14



Your Financial Advisor :
 FREDERICK O ROBERTSHAW JR
 500 SILVER SPUR RD
 STE 300, 3RD FLOOR
 ROLLING HILLS ESTATES CA
 90275
 (310) 377-1942

ROBERT AND JOAN BLACKMAN
 FAMILY FOUNDATION
 6949 DUME DRIVE
 MALIBU, CA 90625

Account Number: 1772-7471

Year-End Account Summary

This information is NOT provided to the Internal Revenue Service, but is being provided to you for courtesy purposes. Please consult with your Financial Advisor or Tax Advisor regarding specific questions.

continued

SHORT TERM GAINS OR LOSSES (Box 1c) FOR COVERED SECURITIES (Box 6) Proceeds from Broker and Barter Exchange Transactions for 2013

8-Description / CUSIP 1a-Date of Sale or Exchange	1e-Quantity Sold	1b-Date of Acquisition	2a-Sales Price*	3-Cost or Other Basis	Supplemental Information	
					Gain or Loss Amount	Additional Information
UNILEVER N V / 904784709 04/25/13	30.0000	02/11/13	1,242.08	1,166.10	75.98	SALE
UNILEVER PLC SPONS ADR / 904767704 07/31/13	208.0000	02/11/13	8,472.96	8,219.19	253.77	SALE
VALE S A ADR / 91912E105 11/18/13	456.0000	02/11/13	7,250.04	9,063.46	-1,813.42	SALE
VALEO SPONSORED ADR / 919134304 06/17/13	83.0000	02/11/13	2,845.57	2,250.96	594.61	SALE
VODAFONE GROUP PLC / 92857W209 SPONSORED ADR NEW 05/30/13	98.0000	02/11/13	2,875.74	2,670.16	205.58	SALE
VOLVO AKTIEBOLAGET ADR / 928856400 09/30/13	421.0000	03/15/13	6,264.71	6,635.21	-370.50	SALE
WALMART DE MEXICO / 93114W107 SPON ADR SER V 11/06/13	116.0000	02/08/13	2,847.23	3,747.85	-900.62	SALE
11/07/13	64.0000	02/08/13	1,536.92	2,067.77	-530.85	SALE
WOLTERS KLUWER N V / 977874205 SPONSORED ADR 11/07/13	40.0000	02/11/13	1,078.36	809.97	268.39	SALE
12/10/13	85.0000	02/11/13	2,377.57	1,721.16	656.41	SALE

2013 SUMMARY AMENDMENT

Your Financial Advisor:
 FREDERICK O ROBERTSHAW JR
 500 SILVER SPUR RD
 STE 300, 3RD FLOOR
 ROLLING HILLS ESTATES CA
 90275
 (310) 377-1942

ROBERT AND JOAN BLACKMAN
 FAMILY FOUNDATION
 6949 DUME DRIVE
 MALIBU, CA 90625

Account Number: 1772-7471

Year-End Account Summary

This information is NOT provided to the Internal Revenue Service, but is being provided to you for courtesy purposes. Please consult with your Financial Advisor or Tax Advisor regarding specific questions.

continued

SHORT TERM GAINS OR LOSSES (Box 1c) FOR COVERED SECURITIES (Box 6) Proceeds from Broker and Barter Exchange Transactions for 2013

8-Description / CUSIP	1a-Date of Sale or Exchange	1e-Quantity Sold	1b-Date of Acquisition	2a-Sales Price*	3-Cost or Other Basis	Supplemental Information Gain or Loss Amount	Additional Information
YAHOO JAPAN CORPORATION / 98433V102 ADR	10/08/13	0.0019	10/08/13	0.02	0.01	0.01	CASH IN LIEU
YANDEX NV / N97284108 SHS CLASS A	07/24/13	42.0000	02/08/13	1,280.48	1,036.36	244.12	SALE
YUM BRANDS INC / 988498101	11/22/13	17.0000	02/08/13	1,333.63	1,111.72	221.91	SALE
TOTAL SHORT TERM GAINS OR LOSSES FOR COVERED SECURITIES				539,764.88	537,137.96	2,626.92	


SHORT TERM GAINS OR LOSSES (Box 1c) FOR NONCOVERED SECURITIES (Box 6) Proceeds from Broker and Barter Exchange Transactions for 2013

8-Description / CUSIP	1a-Date of Sale or Exchange	1e-Quantity Sold	1b-Date of Acquisition	2a-Sales Price*	3-Cost or Other Basis	Supplemental Information Gain or Loss Amount	Additional Information
ITAU UNIBANCO HLDG S A / 465562106 SPONSORED ADR	05/24/13	0.8000	05/24/13	12.78	0.01	12.77	CASH IN LIEU
REPSTG 1 PREFERRED SHAR							
TOTAL SHORT TERM GAINS OR LOSSES FOR NONCOVERED SECURITIES				12.78	0.01	12.77	



2013 SUMMARY AMENDMENT

Amended Date: 2/21/14



Your Financial Advisor:
 FREDERICK O ROBERTSHAW JR
 500 SILVER SPUR RD
 STE 300, 3RD FLOOR
 ROLLING HILLS ESTATES CA
 90275
 (310) 377-1942

ROBERT AND JOAN BLACKMAN
 FAMILY FOUNDATION
 6949 DUME DRIVE
 MALIBU, CA 90625

Account Number: 1772-7471

Year-End Account Summary

This information is NOT provided to the Internal Revenue Service, but is being provided to you for courtesy purposes. Please consult with your Financial Advisor or Tax Advisor regarding specific questions.

**UNKNOWN TERM GAINS OR LOSSES FOR NONCOVERED SECURITIES (Box 6)
 Proceeds from Broker and Barter Exchange Transactions for 2013**

8-Description / CUSIP	1a-Date of Sale or Exchange	1e-Quantity Sold	1b-Date of Acquisition	2a-Sales Price*	3-Cost or Other Basis	Supplemental Information Gain or Loss Amount	Additional Information
BARCLAYS PLC EXP 10/01/13 PUR ADR		163 0000	09/23/13	830 31	N/A	N/A	SALE
		0 7500	09/27/13	3 75	N/A	N/A	CASH IN LIEU
FIRST PAC CO LTD / 335689200 SPONSORED ADR		470 0000	N/A	11 98	0 01	11 97	REDEMPTION
TOTAL UNKNOWN TERM GAINS OR LOSSES FOR NONCOVERED SECURITIES						11.97	

*Box 2a Sales price less commissions and option premiums
 For some tax lots complete data is not available. Therefore, you may see N/A in the Proceeds, Gain/Loss columns, or Cost column. In these situations, you should determine the actual cost or proceeds and calculate the Gain/Loss. Please note that the totals will include any available cost or proceeds, even if the Gain/Loss is marked N/A.

2013 SUMMARY AMENDMENT



ROBERT AND JOAN BLACKMAN
 FAMILY FOUNDATION
 6949 DUME DRIVE
 MALIBU, CA 90625

Page 5 of 46
 Amended Date: 2/14/14

Your Financial Advisor :
 FREDERICK O ROBERTSHAW JR
 500 SILVER SPUR RD
 STE 300, 3RD FLOOR
 ROLLING HILLS ESTATES CA
 90275
 (310) 377-1942

Account Number: 6047-8444

Year-End Account Summary

This information is NOT provided to the Internal Revenue Service, but is being provided to you for courtesy purposes. Please consult with your Financial Advisor or Tax Advisor regarding specific questions.

For noncovered transactions, we provide supplemental cost basis information, when it is available, to assist you with completing your tax return, however, THIS INFORMATION IS NOT PROVIDED TO THE INTERNAL REVENUE SERVICE

SHORT TERM GAINS OR LOSSES (Box 1c) FOR COVERED SECURITIES (Box 6) Proceeds from Broker and Barter Exchange Transactions for 2013

8-Description / CUSIP	1a-Date of Sale or Exchange	1e-Quantity Sold	1b-Date of Acquisition	2a-Sales Price*	3-Cost or Other Basis	Supplemental Information Gain or Loss Amount	Additional Information
ACTUANT CORP-CL A / 00508X203	05/31/13	21.0000	02/08/13	712.59	625.85	86.74	SALE
AEGERION PHARMACEUTICALS / 00767E102							
INC							
	03/06/13	8.0000	02/08/13	295.20	212.64	82.56	SALE
	04/09/13	32.0000	02/08/13	1,234.32	850.54	383.78	SALE
	05/30/13	8.0000	02/08/13	553.10	212.64	340.46	SALE
	05/31/13	13.0000	02/08/13	961.17	345.53	615.64	SALE
AKORN INC / 009728106							
	04/30/13	60.0000	02/08/13	908.82	785.11	123.71	SALE
	07/24/13	78.0000	02/08/13	1,050.82	1,020.64	30.18	SALE
ALLEGION PLC / G0176J109							
	12/01/13	0.3333	02/11/13	14.07	10.87	3.20	CASH IN LIEU
	12/03/13	3.0000	02/11/13	128.70	97.81	30.89	SALE
	12/04/13	59.0000	02/11/13	2,487.87	1,923.47	564.40	SALE
AMARIN CORPORATION PLC / 023111206							
ADR							
	06/25/13	149.0000	04/30/13	839.23	1,081.47	-242.24	SALE

2013 SUMMARY AMENDMENT

Your Financial Advisor :
 FREDERICK O ROBERTSHAW JR
 500 SILVER SPUR RD
 STE 300, 3RD FLOOR
 ROLLING HILLS ESTATES CA
 90275
 (310) 377-1942

ROBERT AND JOAN BLACKMAN
 FAMILY FOUNDATION
 6949 DUME DRIVE
 MALIBU, CA 90625

Account Number: 6047-8444

Year-End Account Summary

This information is NOT provided to the Internal Revenue Service, but is being provided to you for courtesy purposes.
 Please consult with your Financial Advisor or Tax Advisor regarding specific questions.


**SHORT TERM GAINS OR LOSSES (Box 1c) FOR COVERED SECURITIES (Box 6)
 Proceeds from Broker and Barter Exchange Transactions for 2013**

continued

8-Description / CUSIP 1a-Date of Sale or Exchange	1e-Quantity Sold	1b-Date of Acquisition	2a-Sales Price*	3-Cost or Other Basis	Supplemental Information Gain or Loss Amount	Additional Information
AMC NETWORKS INC / 00164V103 CLASS A 07/15/13	3 0000	02/08/13	205.89	174.43	31.46	SALE
APPLIED MATERIALS INC / 038222105 07/01/13	23 0000	02/11/13	345.45	312.74	32.71	SALE
APPROACH RESOURCES INC / 03834A103 08/05/13	42 0000	02/08/13	1,074.56	1,107.73	-33.17	SALE
11/25/13	91 0000	02/08/13	1,946.38	2,400.09	-453.71	SALE
	42 0000	02/08/13	895.58	1,107.72	-212.14	
	10 0000	06/27/13	213.23	242.50	-29.27	
	19 0000	07/03/13	405.14	491.17	-86.03	
	17 0000	10/16/13	362.50	510.87	-148.37	
	77 0000	11/19/13	1,641.92	1,768.61	-126.69	
11/26/13	165.0000	Various	3,518.37	4,120.87	-602.50	SALE
TOTAL 5 LOTS						
ARRAY BIOPHARMA INC / 04269X105 04/23/13	140.0000	04/23/13	852.95	874.66	-21.71	
07/11/13	77 0000	05/08/13	469.12	390.03	79.09	
07/19/13	45 0000	07/24/13	274.16	273.88	0.28	
	56 0000	07/26/13	341.19	354.89	-13.70	
09/12/13	318.0000	Various	1,937.42	1,893.46	43.96	SALE
TOTAL 4 LOTS						
ARUBA NETWORKS INC / 043176106 07/11/13	63 0000	02/08/13	1,059.21	1,378.76	-319.55	SALE
07/19/13	31.0000	02/08/13	545.34	678.44	-133.10	SALE
	60 0000	02/08/13	1,125.01	1,313.09	-188.08	
	33 0000	02/19/13	618.77	734.95	-116.18	



2013 SUMMARY AMENDMENT



Page 7 of 46
Amended Date: 2/14/14

Your Financial Advisor:
FREDERICK O. ROBERTSHAW JR
500 SILVER SPUR RD
STE 300, 3RD FLOOR
ROLLING HILLS ESTATES CA
90275
(310) 377-1942

ROBERT AND JOAN BLACKMAN
FAMILY FOUNDATION
6949 DUME DRIVE
MALIBU, CA 90625

Account Number: 6047-8444

Year-End Account Summary

This information is NOT provided to the Internal Revenue Service, but is being provided to you for courtesy purposes. Please consult with your Financial Advisor or Tax Advisor regarding specific questions.

SHORT TERM GAINS OR LOSSES (Box 1c) FOR COVERED SECURITIES (Box 6) Proceeds from Broker and Barter Exchange Transactions for 2013

continued

8-Description / CUSIP 1a-Date of Sale or Exchange	1e-Quantity Sold	1b-Date of Acquisition	2a-Sales Price*	3-Cost or Other Basis	Supplemental Information Gain or Loss Amount	Additional Information
08/12/13	93 0000	Various	1,743 78	2,048.04	-304 26	SALE
	3 0000	02/19/13	50 08	66 81	-16 73	
	24 0000	04/19/13	400 64	519 73	-119 09	
	38 0000	05/23/13	634 37	499 25	135 12	
11/18/13	65 0000	Various	1,085 09	1,085 79	-0 70	SALE
ASPEN TECHNOLOGY INC / 045327103						TOTAL 2 LOTS
10/30/13	30 0000	02/08/13	1,155 21	903 00	252 21	SALE
AVIS BUDGET GROUP INC / 053774105						
02/28/13	38 0000	02/08/13	888 96	867 58	21 38	SALE
03/14/13	85 0000	02/08/13	2,337 82	1,940 64	397 18	SALE
03/28/13	33 0000	02/08/13	918 10	753 43	164 67	SALE
04/12/13	28 0000	02/08/13	812 96	639 27	173 69	SALE
08/12/13	6 0000	02/08/13	171 22	136 99	34 23	SALE
BARD C R INC / 067383109						
09/16/13	48 0000	02/08/13	5,731 93	4,856 64	875 29	SALE
09/17/13	48 0000	02/08/13	5,727 78	4,856 64	871 14	SALE
09/23/13	120 0000	02/08/13	14,113 37	12,141 60	1,971 77	SALE
BARRICK GOLD CORP / 067901108						
04/10/13	112 0000	02/08/13	2,807 53	3,670 13	-862 60	SALE
BIOMEN IDEC INC / 09062X103						
07/15/13	24 0000	02/08/13	5,370 93	3,940 22	1,430 71	SALE

2013 SUMMARY AMENDMENT

Your Financial Advisor :
 FREDERICK O ROBERTSHAW JR
 500 SILVER SPUR RD
 STE 300, 3RD FLOOR
 ROLLING HILLS ESTATES CA
 90275
 (310) 377-1942

ROBERT AND JOAN BLACKMAN
 FAMILY FOUNDATION
 6949 DUME DRIVE
 MALIBU, CA 90625

Account Number: 6047-8444


Year-End Account Summary

This information is NOT provided to the Internal Revenue Service, but is being provided to you for courtesy purposes. Please consult with your Financial Advisor or Tax Advisor regarding specific questions.


SHORT TERM GAINS OR LOSSES (Box 1c) FOR COVERED SECURITIES (Box 6) Proceeds from Broker and Barter Exchange Transactions for 2013

continued

8-Description / CUSIP 1a-Date of Sale or Exchange	1e-Quantity Sold	1b-Date of Acquisition	2a-Sales Price*	3-Cost or Other Basis	Supplemental Information	
					Gain or Loss Amount	Additional Information
BJ'S RESTAURANTS INC / 09180C106						
08/01/13	43 0000	04/08/13	1,382 39	1,420 01	-37 62	SALE
08/05/13	64 0000	04/08/13	2,037 77	2,113 50	-75 73	SALE
BLACKBAUD INC / 09227O100						
03/20/13	74 0000	02/08/13	2,189 97	1,884 69	305 28	SALE
03/21/13	230 0000	02/08/13	6,781 24	5,857 81	923 43	SALE
03/22/13	240 0000	02/08/13	7,053 18	6,112 48	940 70	SALE
03/25/13	82 0000	02/08/13	2,393 53	2,088 43	305 10	SALE
BLOOMIN BRANDS INC / 094235108						
04/29/13	28 0000	02/08/13	606 64	508 59	98 05	SALE
05/30/13	19 0000	02/08/13	438 23	345 12	93 11	SALE
06/05/13	7 0000	02/08/13	166 79	127 15	39 64	SALE
06/06/13	74 0000	02/08/13	1,729 11	1,344 12	384 99	SALE
06/25/13	81 0000	02/08/13	2,020 26	1,471 25	549 01	SALE
BROADSOFT INC / 11133B409						
04/22/13	45 0000	02/08/13	1,090 93	1,706 53	-615 60	SALE
04/24/13	71 0000	02/08/13	1,687 84	2,692 51	-1,004 67	SALE
BRUKER CORPORATION / 116794108						
09/12/13	87 0000	05/21/13	1,786 66	1,510 23	276 43	SALE
BRUNSWICK CORP / 117043109						
09/09/13	14 0000	02/08/13	541 90	504 14	37 76	SALE



2013 SUMMARY AMENDMENT



Amended Date: 2/14/14

Your Financial Advisor:
 FREDERICK O. ROBERTSHAW JR
 500 SILVER SPUR RD
 STE 300, 3RD FLOOR
 ROLLING HILLS ESTATES CA
 90275
 (310) 377-1942

ROBERT AND JOAN BLACKMAN
 FAMILY FOUNDATION
 6949 DUME DRIVE
 MALIBU, CA 90625

Account Number: 6047-8444

Year-End Account Summary

This information is NOT provided to the Internal Revenue Service, but is being provided to you for courtesy purposes. Please consult with your Financial Advisor or Tax Advisor regarding specific questions.

SHORT TERM GAINS OR LOSSES (Box 1c) FOR COVERED SECURITIES (Box 6) Proceeds from Broker and Barter Exchange Transactions for 2013

continued

8-Description / CUSIP 1a-Date of Sale or Exchange	1e-Quantity Sold	1b-Date of Acquisition	2a-Sales Price*	3-Cost or Other Basis	Supplemental Information Gain or Loss Amount	Additional Information
09/18/13	14 0000	02/08/13	573 83	504.14	69 69	SALE
BRYN MAWR BANK CORP / 117665109						
07/17/13	29 0000	02/08/13	760 68	673 96	86 72	SALE
CA INC / 12673P105						
05/03/13	68 0000	02/11/13	1,886 21	1,705 94	180.27	SALE
05/06/13	27 0000	02/11/13	747 03	677 36	69 67	SALE
06/10/13	74 0000	02/11/13	2,162 87	1,856.46	306 41	SALE
07/10/13	46 0000	02/11/13	1,342 87	1,154 02	188 85	SALE
09/11/13	157 0000	02/11/13	4,836.18	3,938.71	897 47	SALE
11/15/13	84 0000	02/11/13	2,757 92	2,107 33	650 59	SALE
CABLEVISION SYSTEMS / 12686C109						
NY GROUP CL A NEW						
07/15/13	161 0000	02/08/13	3,049 73	2,401 75	647.98	SALE
CAMBREX CORP / 132011107						
11/19/13	129 0000	10/24/13	2,466 79	2,144 03	322 76	SALE
12/10/13	57 0000	10/24/13	1,019 63	947.36	72 27	SALE
CANADIAN NATURAL / 136385101						
RESOURCES LTD						
11/27/13	7 0000	02/11/13	226 07	209 20	16 87	SALE
CAPELLA EDUCATION CO / 139594105						
09/12/13	40 0000	08/05/13	2,281 59	2,098 28	183 31	SALE

2013 SUMMARY AMENDMENT

Page 10 of 46

Amended Date: 2/14/14

Your Financial Advisor :
 FREDERICK O ROBERTSHAW JR
 500 SILVER SPUR RD
 STE 300, 3RD FLOOR
 ROLLING HILLS ESTATES CA
 90275
 (310) 377-1942

ROBERT AND JOAN BLACKMAN
 FAMILY FOUNDATION
 6949 DUME DRIVE
 MALIBU, CA 90625

Account Number: 6047-8444

Year-End Account Summary

This information is NOT provided to the Internal Revenue Service, but is being provided to you for courtesy purposes. Please consult with your Financial Advisor or Tax Advisor regarding specific questions.

SHORT TERM GAINS OR LOSSES (Box 1c) FOR COVERED SECURITIES (Box 6)
 Proceeds from Broker and Barter Exchange Transactions for 2013

continued

8-Description / CUSIP 1a-Date of Sale or Exchange	1e-Quantity Sold	1b-Date of Acquisition	2a-Sales Price*	3-Cost or Other Basis	Supplemental Information	
					Amount	Gain or Loss
CARDINAL FINL CORP / 14149F109 03/11/13	10.0000	02/08/13	177.72	163.52	14.20	SALE
CARDTRONICS INC / 14161H108 08/06/13	26.0000	02/08/13	888.73	728.29	160.44	SALE
12/30/13	30.0000	02/08/13	1,290.27	840.34	449.93	SALE
CASEYS GENL STORES INC / 147528103 04/16/13	68.0000	02/08/13	3,663.57	3,738.75	-75.18	SALE
CATHAY GENERAL BANCORP / 149150104 02/20/13	77.0000	02/08/13	1,532.80	1,532.46	0.34	SALE
05/31/13	15.0000	02/08/13	306.96	298.53	8.43	SALE
06/04/13	80.0000	02/08/13	1,605.35	1,592.16	13.19	SALE
CAVIUM INC / 14964U108 04/19/13	38.0000	02/08/13	1,120.37	1,355.75	-235.38	SALE
CELLEX THERAPEUTICS INC / 15117B103 12/26/13	43.0000	11/12/13	1,023.81	1,091.11	-67.30	SALE
CEPHEID INC / 15670R107 12/20/13	58.0000	09/05/13	2,641.41	2,088.74	552.67	SALE
CHANNELADVISOR CORP / 159179100 07/25/13	90.0000	07/17/13	1,698.84	1,571.13	127.71	SALE
CHEESECAKE FACTORY INC / 163072101 03/08/13	39.0000	02/08/13	1,384.97	1,337.72	47.25	SALE
04/08/13	86.0000	02/08/13	3,224.96	2,949.84	275.12	SALE



2013 SUMMARY AMENDMENT



Page 11 of 46
Amended Date: 2/14/14

Your Financial Advisor :
FREDERICK O ROBERTSHAW JR
500 SILVER SPUR RD
STE 300, 3RD FLOOR
ROLLING HILLS ESTATES CA
90275
(310) 377-1942

ROBERT AND JOAN BLACKMAN
FAMILY FOUNDATION
6949 DUIME DRIVE
MALIBU, CA 90625

Account Number: 6047-8444

Year-End Account Summary

This information is NOT provided to the Internal Revenue Service, but is being provided to you for courtesy purposes. Please consult with your Financial Advisor or Tax Advisor regarding specific questions.

SHORT TERM GAINS OR LOSSES (Box 1c) FOR COVERED SECURITIES (Box 6) Proceeds from Broker and Barter Exchange Transactions for 2013

continued

8-Description / CUSIP 1a-Date of Sale or Exchange	1e-Quantity Sold	1b-Date of Acquisition	2a-Sales Price*	3-Cost or Other Basis	Supplemental Information Gain or Loss Amount	Additional Information
CHURCH & DWIGHT INC / 171340102 06/17/13	177 0000	02/08/13	10,998 93	10,677 76	321 17	SALE
CISCO SYSTEMS INC / 17275R102						
06/20/13	276 0000	02/08/13	6,767 29	5,861 20	906 09	SALE
08/07/13	119 0000	02/08/13	3,113 00	2,527.11	585 89	SALE
10/23/13	499.0000	02/08/13	11,102 11	10,596.88	505 23	SALE
CITRIX SYSTEMS INC / 177376100						
08/20/13	31 0000	02/08/13	2,226 60	2,256 82	-30 22	SALE
COMPUTER TASK GROUP / 205477102						
09/26/13	89 0000	08/15/13	1,497 33	1,622.06	-124 73	SALE
CONN'S INC / 208242107						
09/12/13	23 0000	09/06/13	1,233 15	1,198 45	34 70	SALE
CORONADO BIOSCIENCES INC / 21976U109						
10/14/13	109 0000	08/05/13	225 13	1,060 26	-835.13	SALE
COVANCE INC / 222816100						
04/05/13	35 0000	02/08/13	2,493 18	2,405 04	88 14	SALE
11/01/13	13 0000	02/08/13	1,142 63	893 30	249 33	SALE
CREE INC / 225447101						
07/15/13	149 0000	02/08/13	10,498 18	6,742 55	3,755 63	SALE
CYBERONICS INC / 23251P102						
04/24/13	21.0000	02/08/13	915 98	966.70	-50 72	SALE
05/09/13	15 0000	02/08/13	669 47	690 50	-21 03	SALE

2013 SUMMARY AMENDMENT

Your Financial Advisor :
 FREDERICK O ROBERTSHAW JR
 500 SILVER SPUR RD
 STE 300, 3RD FLOOR
 ROLLING HILLS ESTATES CA
 90275
 (310) 377-1942

ROBERT AND JOAN BLACKMAN
 FAMILY FOUNDATION
 6949 DUME DRIVE
 MALIBU, CA 90625

Account Number: 6047-8444

Year-End Account Summary

This information is NOT provided to the Internal Revenue Service, but is being provided to you for courtesy purposes. Please consult with your Financial Advisor or Tax Advisor regarding specific questions.

SHORT TERM GAINS OR LOSSES (Box 1c) FOR COVERED SECURITIES (Box 6) Proceeds from Broker and Barter Exchange Transactions for 2013


continued

8-Description / CUSIP 1a-Date of Sale or Exchange	1e-Quantity Sold	1b-Date of Acquisition	2a-Sales Price*	3-Cost or Other Basis	Supplemental Information	
					Gain or Loss Amount	Additional Information
05/31/13	2.0000	02/08/13	95.64	92.07	3.57	SALE
10/31/13	5.0000	02/08/13	288.77	230.17	58.60	SALE
11/15/13	8.0000	02/08/13	479.76	368.26	111.50	SALE
	5.0000	02/08/13	337.94	230.15	107.79	
	21.0000	02/19/13	1,419.37	960.16	459.21	
12/09/13	26.0000	Various	1,757.31	1,190.31	567.00	SALE
DEALERTRACK TECHNOLOGIES / 242309102						
02/26/13	30.0000	02/08/13	897.69	955.98	-58.29	SALE
03/01/13	37.0000	02/08/13	1,074.02	1,179.04	-105.02	SALE
03/04/13	60.0000	02/08/13	1,739.35	1,911.94	-172.59	SALE
DEL FRISCO'S RESTAURANT / 245077102						
11/25/13	48.0000	03/08/13	1,025.71	844.45	181.26	SALE
DIRECTV / 25490A309						
07/15/13	20.0000	02/08/13	1,313.08	1,063.54	249.54	SALE
DOLBY LABORATORIES INC / 25669T107						
10/23/13	295.0000	02/08/13	10,479.05	9,353.81	1,125.24	SALE
10/30/13	306.0000	02/08/13	11,275.04	9,702.59	1,572.45	SALE
DOMINO'S PIZZA INC / 25754A201						
03/04/13	12.0000	02/08/13	580.21	559.90	20.31	SALE
05/30/13	12.0000	02/08/13	714.17	559.90	154.27	SALE
					TOTAL 2 LOTS	



2013 SUMMARY AMENDMENT

Amended Date: 2/14/14



Your Financial Advisor :
 FREDERICK O ROBERTSHAW JR
 500 SILVER SPUR RD
 STE 300, 3RD FLOOR
 ROLLING HILLS ESTATES CA
 90275
 (310) 377-1942

ROBERT AND JOAN BLACKMAN
 FAMILY FOUNDATION
 6949 DUME DRIVE
 MALIBU, CA 90625

Account Number: 6047-8444

Year-End Account Summary

This information is NOT provided to the Internal Revenue Service, but is being provided to you for courtesy purposes. Please consult with your Financial Advisor or Tax Advisor regarding specific questions.

SHORT TERM GAINS OR LOSSES (Box 1c) FOR COVERED SECURITIES (Box 6) Proceeds from Broker and Barter Exchange Transactions for 2013

continued

8-Description / CUSIP	1a-Date of Sale or Exchange	1e-Quantity Sold	1b-Date of Acquisition	2a-Sales Price*	3-Cost or Other Basis	Supplemental Information Gain or Loss Amount	Additional Information
	06/21/13	25 0000	02/08/13	1,435 36	1,166 45	268 91	SALE
	08/01/13	12 0000	02/08/13	758 04	559 90	198 14	SALE
	09/26/13	8 0000	02/08/13	540 14	373 27	166 87	SALE
	11/19/13	44 0000	02/08/13	2,972 49	2,052 93	919 56	SALE
DONALDSON COMPANY INC / 257651109							
	02/11/13	199 0000	02/08/13	7,391 90	7,458 86	-66 96	SALE
DYCOM INDUSTRIES INC / 267475101							
	02/11/13	126 0000	02/08/13	2,535 13	2,577 36	-42 23	SALE
E M C CORP MASS / 268648102							
	06/26/13	281 0000	02/11/13	6,749 69	6,978 97	-229 28	
	06/27/13	1 0000	05/28/13	24 03	23 87	0 16	
	06/27/13	282 0000	Various	6,773.72	7,002 84	-229 12	SALE
	06/27/13	112 0000	05/28/13	2,655 77	2,673 21	-17 44	SALE
EURONET WORLDWIDE INC / 298736109							
	10/31/13	23 0000	02/19/13	1,001 68	570 09	431 59	SALE
EVERTEC INC / 30040P103							
	11/26/13	141 0000	05/21/13	2,938 11	2,805 38	132 73	Original Basis 2833 58
	11/26/13	45 0000	05/24/13	937 69	891 05	46 64	Original Basis 900 05
	11/26/13	44 0000	05/30/13	916 86	857 12	59 74	Original Basis 865 92
	11/26/13	11 0000	07/05/13	229 22	244 64	-15 42	Original Basis 246 84
	11/26/13	241 0000	Various	5,021 88	4,798 19	223 69	SALE
FAIR ISAAC INC / 303250104							
	02/21/13	30 0000	02/08/13	1,303 98	1,362 03	-58 05	SALE
						TOTAL 2 LOTS	
						TOTAL 4 LOTS	

2013 SUMMARY AMENDMENT

Page 14 of 46

Amended Date: 2/14/14

Your Financial Advisor :
 FREDERICK O ROBERTSHAW JR
 500 SILVER SPUR RD
 STE 300, 3RD FLOOR
 ROLLING HILLS ESTATES CA
 90275
 (310) 377-1942

ROBERT AND JOAN BLACKMAN
 FAMILY FOUNDATION
 6949 DUME DRIVE
 MALIBU, CA 90625

Account Number: 6047-8444

Year-End Account Summary

This information is NOT provided to the Internal Revenue Service, but is being provided to you for courtesy purposes. Please consult with your Financial Advisor or Tax Advisor regarding specific questions.

SHORT TERM GAINS OR LOSSES (Box 1c) FOR COVERED SECURITIES (Box 6) Proceeds from Broker and Barter Exchange Transactions for 2013

continued

8-Description / CUSIP 1a-Date of Sale or Exchange	1e-Quantity Sold	1b-Date of Acquisition	2a-Sales Price*	3-Cost or Other Basis	Supplemental Information	
					Gain or Loss Amount	Additional Information
05/30/13	11 0000	02/08/13	549 73	499.42	50.31	SALE
06/17/13	30 0000	02/08/13	1,407.52	1,362 03	45.49	SALE
08/01/13	20 0000	02/08/13	1,039.18	908 02	131 16	SALE
08/15/13	21.0000	02/08/13	1,088.30	953 42	134 88	SALE
	8 0000	02/08/13	437 43	363 20	74 23	
	14 0000	04/11/13	765 50	607 01	158 49	
	2 0000	04/16/13	109 36	85 90	23 46	
10/14/13	24 0000	Various	1,312.29	1,056 11	256 18	SALE
10/16/13	16 0000	04/16/13	881 88	687 15	194.73	SALE
FAIRCHILD SEMICON INTL / 303726103						
07/26/13	112 0000	05/31/13	1,405.89	1,615 63	-209.74	SALE
	18 0000	05/31/13	218 93	259 65	-40 72	
	38 0000	06/13/13	462 19	506 96	-44 77	
	53 0000	06/19/13	644 64	729 39	-84 75	
	51 0000	06/25/13	620 33	688 96	-68 63	
08/06/13	160.0000	Various	1,946 09	2,184 96	-238 87	SALE
FEI COMPANY / 30241L109						
02/19/13	9.0000	02/08/13	575 41	551 75	23.66	SALE
03/05/13	11 0000	02/08/13	709 36	674 36	35 00	SALE
06/10/13	8 0000	02/08/13	585 69	490 44	95 25	SALE
06/28/13	12 0000	02/08/13	887 55	735.66	151 89	SALE
08/01/13	11.0000	02/08/13	866 11	674 36	191 75	SALE
					TOTAL 3 LOTS	
					TOTAL 4 LOTS	



2013 SUMMARY AMENDMENT



Page 15 of 46
Amended Date: 2/14/14

Your Financial Advisor:
FREDERICK O. ROBERTSHAW JR
500 SILVER SPUR RD
STE 300, 3RD FLOOR
ROLLING HILLS ESTATES CA
90275
(310) 377-1942

ROBERT AND JOAN BLACKMAN
FAMILY FOUNDATION
6949 DUME DRIVE
MALIBU, CA 90625

Account Number: 6047-8444

Year-End Account Summary

This information is NOT provided to the Internal Revenue Service, but is being provided to you for courtesy purposes. Please consult with your Financial Advisor or Tax Advisor regarding specific questions.

**SHORT TERM GAINS OR LOSSES (Box 1c) FOR COVERED SECURITIES (Box 6)
Proceeds from Broker and Barter Exchange Transactions for 2013**

continued

8-Description / CUSIP 1a-Date of Sale or Exchange	1e-Quantity Sold	1b-Date of Acquisition	2a-Sales Price*	3-Cost or Other Basis	Supplemental Information	
					Gain or Loss Amount	Additional Information
08/12/13	18.0000	02/08/13	1,409.63	1,103.49	306.14	SALE
08/15/13	34.0000	02/08/13	2,630.67	2,084.36	546.31	SALE
FINISAR CORPORATION / 31787A507						
03/08/13	97.0000	02/08/13	1,400.10	1,576.79	-176.69	SALE
	150.0000	02/08/13	1,939.39	2,438.32	-498.93	
	39.0000	04/04/13	504.25	520.98	-16.73	
05/10/13	189.0000	Various	2,443.64	2,959.30	-515.66	SALE
12/02/13	46.0000	04/04/13	911.49	614.49	297.00	SALE
	29.0000	04/04/13	584.99	387.39	197.60	
	24.0000	04/05/13	484.13	302.34	181.79	
12/04/13	53.0000	Various	1,069.12	689.73	379.39	SALE
	4.0000	04/05/13	88.29	50.38	37.91	
	39.0000	04/16/13	860.87	514.41	346.46	
	4.0000	06/10/13	88.30	56.37	31.93	
12/06/13	47.0000	Various	1,037.46	621.16	416.30	SALE
FIRST FINANCIAL HOLDINGS / 32023E105						
09/24/13	38.0000	09/09/13	2,116.90	2,096.16	20.74	SALE
FIRST HORIZON NATIONAL / 320517105						
06/19/13	82.0000	02/08/13	889.75	868.38	21.37	SALE
09/23/13	68.0000	02/08/13	762.51	720.12	42.39	SALE
10/21/13	80.0000	02/08/13	860.99	847.19	13.80	SALE
10/23/13	203.0000	02/08/13	2,198.48	2,149.74	48.74	SALE
TOTAL 2 LOTS						
TOTAL 2 LOTS						
TOTAL 3 LOTS						

2013 SUMMARY AMENDMENT

Your Financial Advisor :
 FREDERICK O ROBERTSHAW JR
 500 SILVER SPUR RD
 STE 300, 3RD FLOOR
 ROLLING HILLS ESTATES CA
 90275
 (310) 377-1942

ROBERT AND JOAN BLACKMAN
 FAMILY FOUNDATION
 6949 DUME DRIVE
 MALIBU, CA 90625

Account Number: 6047-8444


Year-End Account Summary

This information is NOT provided to the Internal Revenue Service, but is being provided to you for courtesy purposes.
 Please consult with your Financial Advisor or Tax Advisor regarding specific questions.


SHORT TERM GAINS OR LOSSES (Box 1c) FOR COVERED SECURITIES (Box 6) Proceeds from Broker and Barter Exchange Transactions for 2013

continued

8-Description / CUSIP 1a-Date of Sale or Exchange	1e-Quantity Sold	1b-Date of Acquisition	2a-Sales Price*	3-Cost or Other Basis	Supplemental Information	
					Gain or Loss Amount	Additional Information
FLEETCOR TECHNOLOGIES / 339041105 INC						
06/06/13	25 0000	02/08/13	2,121.96	1,654.25	467.71	SALE
08/02/13	13 0000	02/08/13	1,274.71	860.21	414.50	SALE
FLUOR CORP (NEW) / 343412102						
08/20/13	40 0000	02/08/13	2,604.06	2,538.60	65.46	SALE
FOREST LABS INC / 345838106						
07/15/13	77 0000	02/08/13	3,373.51	2,733.08	640.43	SALE
FRANCESCAS HOLDINGS CORP / 351793104						
06/19/13	26 0000	03/27/13	658.88	749.22	-90.34	SALE
06/25/13	46 0000	03/27/13	1,251.11	1,325.53	-74.42	SALE
	54 0000	03/27/13	1,457.12	1,556.04	-98.92	
	29 0000	04/02/13	782.52	844.02	-61.50	
	29 0000	04/19/13	782.53	811.91	-29.38	
	22 0000	04/26/13	593.65	645.30	-51.65	
07/03/13	134 0000	Various	3,615.82	3,857.27	-241.45	SALE
GENESCO INC COMMON / 371532102						
	38 0000	06/04/13	2,323.19	2,590.94	-267.75	
	2 0000	08/15/13	122.28	142.32	-20.04	
08/30/13	40 0000	Various	2,445.47	2,733.26	-287.79	SALE
GENESE & WYOMING INC / 371559105 CL A						
03/04/13	17 0000	02/08/13	1,519.43	1,426.30	93.13	SALE
03/11/13	6 0000	02/08/13	556.02	503.40	52.62	SALE
						TOTAL 4 LOTS
						TOTAL 2 LOTS



2013 SUMMARY AMENDMENT



Page 17 of 46
Amended Date: 2/14/14

ROBERT AND JOAN BLACKMAN
FAMILY FOUNDATION
6949 DUME DRIVE
MALIBU, CA 90625

Your Financial Advisor :
FREDERICK O ROBERTSHAW JR
500 SILVER SPUR RD
STE 300, 3RD FLOOR
ROLLING HILLS ESTATES CA
90275
(310) 377-1942

Account Number: 6047-8444

Year-End Account Summary

This information is NOT provided to the Internal Revenue Service, but is being provided to you for courtesy purposes. Please consult with your Financial Advisor or Tax Advisor regarding specific questions.

SHORT TERM GAINS OR LOSSES (Box 1c) FOR COVERED SECURITIES (Box 6)

continued

8-Description / CUSIP	1a-Date of Sale or Exchange	1e-Quantity Sold	1b-Date of Acquisition	2a-Sales Price*	3-Cost or Other Basis	Supplemental Information	
						Gain or Loss Amount	Additional Information
	11/12/13	23 0000	02/08/13	2,263 54	1,929 70	333 84	SALE
GOLDMAN SACHS GROUP INC / 38141G104							
	09/17/13	11 0000	02/11/13	1,838 39	1,664 39	174 00	SALE
GOOGLE INC CL A / 38259P508							
	10/18/13	28 0000	04/04/13	27,987 44	22,199 30	5,788.14	SALE
GROUP 1 AUTOMOTIVE INC / 398905109							
	09/27/13	30 0000	02/08/13	2,356 39	2,035 04	321 35	SALE
GUESS? INC / 401617105							
	02/08/13	64 0000	02/08/13	1,788 77	1,791 36	-2 59	SALE
HALLIBURTON COMPANY / 406216101							
	07/26/13	169 0000	02/11/13	7,773 88	6,983 49	790 39	SALE
HANESBRANDS INC / 410345102							
	03/04/13	19 0000	02/08/13	750 76	771 23	-20 47	SALE
	03/14/13	22 0000	02/08/13	903 62	893 01	10.61	SALE
	08/01/13	6 0000	02/08/13	386 52	243.55	142 97	SALE
	09/12/13	23 0000	02/08/13	1,406 47	933 59	472 88	SALE
HARTFORD FINL SVCS GROUP / 416515104							
	05/06/13	3 0000	02/11/13	87 32	72 35	14.97	SALE
	11/18/13	77 0000	02/11/13	2,722 55	1,856 86	865 69	SALE

2013 SUMMARY AMENDMENT

Your Financial Advisor:
 FREDERICK O ROBERTSHAW JR
 500 SILVER SPUR RD
 STE 300, 3RD FLOOR
 ROLLING HILLS ESTATES CA
 90275
 (310) 377-1942

ROBERT AND JOAN BLACKMAN
 FAMILY FOUNDATION
 6949 DUME DRIVE
 MALIBU, CA 90625

Account Number: 6047-8444

Year-End Account Summary

This information is NOT provided to the Internal Revenue Service, but is being provided to you for courtesy purposes. Please consult with your Financial Advisor or Tax Advisor regarding specific questions.

**SHORT TERM GAINS OR LOSSES (Box 1c) FOR COVERED SECURITIES (Box 6)
 Proceeds from Broker and Barter Exchange Transactions for 2013**

continued

8-Description / CUSIP 1a-Date of Sale or Exchange	1e-Quantity Sold	1b-Date of Acquisition	2a-Sales Price*	3-Cost or Other Basis	Supplemental Information	
					Gain or Loss Amount	Additional Information
HEARTLAND PAYMENT SYS / 42235N108 INC						
11/12/13	15 0000	02/08/13	652 05	494.57	157 48	SALE
12/30/13	14 0000	02/08/13	689 55	461 60	227 95	SALE
HEARTWARE INTERNATIONAL / 422368100						
08/30/13	28.0000	02/08/13	2,224 04	2,443 23	-219 19	SALE
HEICO CORP NEW / 422806208 CL A						
10/22/13	0 2500	10/22/13	9 94	0 01	9 93	CASH IN LIEU
HELEN OF TROY LIMITED / G4388N105						
12/26/13	49 0000	09/16/13	2,408 31	2,085 07	323 24	SALE
HEXCEL CORP NEW / 428291108						
06/21/13	11.0000	02/08/13	368 55	301.40	67 15	SALE
07/17/13	13 0000	02/08/13	450 94	356 20	94 74	SALE
08/02/13	21 0000	02/08/13	752 40	575.40	177 00	SALE
HFF INC CLASS A / 40418F108						
03/18/13	40 0000	02/08/13	781 18	710.73	70 45	SALE
11/08/13	69 0000	02/08/13	1,718.61	1,226 00	492 61	SALE
HIBBETT SPORTS INC / 428567101						
03/08/13	15 0000	02/08/13	797 90	816 15	-18 25	SALE
08/23/13	34 0000	02/08/13	1,811.09	1,849 94	-38.85	SALE
09/06/13	27 0000	02/08/13	1,385 03	1,469.07	-84 04	SALE



2013 SUMMARY AMENDMENT



Amended Date: 2/14/14

Your Financial Advisor :
 FREDERICK O ROBERTSHAW JR
 500 SILVER SPUR RD
 STE 300, 3RD FLOOR
 ROLLING HILLS ESTATES CA
 90275
 (310) 377-1942

ROBERT AND JOAN BLACKMAN
 FAMILY FOUNDATION
 6949 DUME DRIVE
 MALIBU, CA 90625

Account Number: 6047-8444

Year-End Account Summary

This information is NOT provided to the Internal Revenue Service, but is being provided to you for courtesy purposes. Please consult with your Financial Advisor or Tax Advisor regarding specific questions.

SHORT TERM GAINS OR LOSSES (Box 1c) FOR COVERED SECURITIES (Box 6)

continued

8-Description / CUSIP	1a-Date of Sale or Exchange	1e-Quantity Sold	1b-Date of Acquisition	2a-Sales Price*	3-Cost or Other Basis	Supplemental Information Gain or Loss Amount	Additional Information
HILLENBRAND INC / 431571108	07/09/13	702 0000	02/08/13	17,092 07	17,329 78	-237 71	SALE
ICU MED INC / 44930G107	06/04/13	24 0000	03/07/13	1,673 73	1,401 65	272 08	SALE
		7 0000	03/07/13	497 17	408 81	88 36	
		2 0000	03/18/13	142 05	117 58	24 47	
		9 0000	Various	639 22	526 39	112 83	SALE
		7 0000	03/18/13	434 62	411 53	23 09	
		22 0000	03/20/13	1,365 96	1,286 93	79 03	
		29 0000	Various	1,800 58	1,698 46	102 12	SALE
IMMUNOGEN INC / 45253H101	07/15/13	85 0000	02/08/13	1,665 72	1,233 86	431 86	SALE
INCYTE CORP / 45337C102	08/15/13	14 0000	02/08/13	373 78	253 40	120 38	SALE
		21 0000	02/08/13	996 69	380 10	616 59	SALE
		38 0000	02/08/13	1,891 28	687 80	1,203 48	SALE
INFINITY PHARMA INC / 45665G303	10/24/13	84 0000	06/04/13	1,215 03	1,708 44	-493 41	SALE
INGERSOLL-RAND PLC / G47791101	08/01/13	9 0000	02/11/13	559 13	478 26	80 87	SALE
INTEGRATED DEVICE TECH / 458118106	03/04/13	120 0000	02/08/13	782 96	873 00	-90 04	SALE
							TOTAL 2 LOTS
							TOTAL 2 LOTS

2013 SUMMARY AMENDMENT

Your Financial Advisor :
 FREDERICK O ROBERTSHAW JR
 500 SILVER SPUR RD
 STE 300, 3RD FLOOR
 ROLLING HILLS ESTATES CA
 90275
 (310) 377-1942

ROBERT AND JOAN BLACKMAN
 FAMILY FOUNDATION
 6949 DUME DRIVE
 MALIBU, CA 90625

Account Number: 6047-8444

Year-End Account Summary

This information is NOT provided to the Internal Revenue Service, but is being provided to you for courtesy purposes. Please consult with your Financial Advisor or Tax Advisor regarding specific questions.

**SHORT TERM GAINS OR LOSSES (Box 1c) FOR COVERED SECURITIES (Box 6)
 Proceeds from Broker and Barter Exchange Transactions for 2013**


continued

8-Description / CUSIP 1a-Date of Sale or Exchange	1e-Quantity Sold	1b-Date of Acquisition	2a-Sales Price*	3-Cost or Other Basis	Supplemental Information	
					Gain or Loss Amount	Additional Information
INTERACTIVE INTELLIGENC / 45841V109						
03/15/13	18.0000	02/08/13	791.48	737.82	53.66	SALE
04/24/13	24.0000	02/08/13	1,004.32	983.76	20.56	SALE
IPC THE HOSPITALIST CO / 44984A105						
06/25/13	22.0000	02/08/13	1,143.85	965.58	178.27	SALE
	18.0000	02/08/13	917.12	790.02	127.10	
	17.0000	03/04/13	866.18	732.43	133.75	
	14.0000	04/16/13	713.33	552.75	160.58	
06/26/13	49.0000	Various	2,496.63	2,075.20	421.43	SALE
ISIS PHARMACEUTICALS / 464330109						
07/15/13	321.0000	02/08/13	10,885.48	4,571.01	6,314.47	SALE
IXIA / 45071R109						
02/08/13	20.0000	02/08/13	403.39	403.02	0.37	SALE
03/14/13	3.0000	02/08/13	65.85	60.46	5.39	SALE
04/24/13	69.0000	02/08/13	1,075.26	1,390.42	-315.16	SALE
05/06/13	18.0000	02/08/13	261.40	362.72	-101.32	SALE
05/21/13	42.0000	02/08/13	656.89	846.34	-189.45	SALE
05/23/13	120.0000	02/08/13	1,827.73	2,418.11	-590.38	SALE
JOHN WILEY & SONS INC CL / 968223206						
08/20/13	605.0000	02/08/13	26,848.70	23,582.45	3,266.25	SALE
TOTAL 3 LOTS						



2013 SUMMARY AMENDMENT

Page 21 of 46
Amended Date: 2/14/14



ROBERT AND JOAN BLACKMAN
FAMILY FOUNDATION
5949 DUIME DRIVE
MALIBU, CA 90625

Your Financial Advisor:
FREDERICK O ROBERTSHAW JR
500 SILVER SPUR RD
STE 300, 3RD FLOOR
ROLLING HILLS ESTATES CA
90275
(310) 377-1942

Account Number: 6047-8444

Year-End Account Summary

This information is NOT provided to the Internal Revenue Service, but is being provided to you for courtesy purposes. Please consult with your Financial Advisor or Tax Advisor regarding specific questions.

SHORT TERM GAINS OR LOSSES (Box 1c) FOR COVERED SECURITIES (Box 6) Proceeds from Broker and Barter Exchange Transactions for 2013

continued

8-Description / CUSIP	1a-Date of Sale or Exchange	1e-Quantity Sold	1b-Date of Acquisition	2a-Sales Price*	3-Cost or Other Basis	Supplemental Information Gain or Loss Amount	Additional Information
JOHNSON & JOHNSON / 478160104	09/12/13	82 0000	02/08/13	7,337 29	6,180.75	1,156.54	SALE
JPMORGAN CHASE & CO / 46625H100	03/08/13	4 0000	02/11/13	200.01	194.23	5.78	SALE
KRISPY KREME DOUGHNUTS / 501014104							
INC	02/12/13	44 0000	02/08/13	578.77	563.47	15.30	SALE
	03/01/13	71 0000	02/08/13	942.51	909.23	33.28	SALE
	06/04/13	18 0000	02/08/13	304.93	230.51	74.42	SALE
	07/11/13	57 0000	02/08/13	1,113.77	729.95	383.82	SALE
	08/30/13	51 0000	02/08/13	1,015.52	653.11	362.41	SALE
	09/17/13	71 0000	02/08/13	1,383.19	909.22	473.97	SALE
	09/18/13	24,0000	02/08/13	480.34	307.35	172.99	SALE
	10/28/13	15 0000	02/08/13	358.68	192.09	166.59	SALE
K12 INC / 48273U102							
	04/05/13	161 0000	03/14/13	3,927.47	3,683.14	244.33	SALE
	08/02/13	17 0000	03/14/13	533.33	388.91	144.42	SALE
	10/09/13	46 0000	03/14/13	819.71	1,052.32	-232.61	SALE
		81 0000	03/14/13	1,531.35	1,852.99	-321.64	
		48 0000	04/16/13	907.46	1,183.41	-275.95	
		9 0000	07/03/13	170.16	244.43	-74.27	
	10/11/13	138 0000	Various	2,608.97	3,280.83	-671.86	SALE
						TOTAL 3 LOTS	

2013 SUMMARY AMENDMENT

Amended Date: 2/14/14

Your Financial Advisor :
 FREDERICK O ROBERTSHAW JR
 500 SILVER SPIUR RD
 STE 300, 3RD FLOOR
 ROLLING HILLS ESTATES CA
 90275
 (310) 377-1942

ROBERT AND JOAN BLACKMAN
 FAMILY FOUNDATION
 6949 DUME DRIVE
 MALIBU, CA 90625

Account Number: 6047-8444

Year-End Account Summary

This information is NOT provided to the Internal Revenue Service, but is being provided to you for courtesy purposes. Please consult with your Financial Advisor or Tax Advisor regarding specific questions.


SHORT TERM GAINS OR LOSSES (Box 1c) FOR COVERED SECURITIES (Box 6)
 Proceeds from Broker and Barter Exchange Transactions for 2013

continued

8-Description / CUSIP 1a-Date of Sale or Exchange	1e-Quantity Sold	1b-Date of Acquisition	2a-Sales Price*	3-Cost or Other Basis	Supplemental Information Gain or Loss Amount	Additional Information
L-3 COMMUNICATIONS HLDGS / 502424104 INC						
07/15/13	3 0000	02/08/13	272 28	233 26	39 02	SALE
LANDSTAR SYSTEMS INC / 515098101						
03/20/13	74.0000	02/08/13	4,189 57	4,199.36	-9 79	SALE
03/21/13	61.0000	02/08/13	3,436.64	3,461 63	-24.99	SALE
LIBERTY MEDIA CORP / 531229102 CLASS A						
07/15/13	9.0000	02/08/13	1,248.55	990 85	257.70	SALE
LIFELOCK INC / 53224V100						
10/30/13	48.0000	08/15/13	763 19	589 25	173 94	SALE
	84 0000	08/15/13	1,315 81	1,031.16	284 65	
	33 0000	09/13/13	516 92	461.87	55 05	
	21 0000	09/20/13	328 96	306 05	22 91	
11/07/13	138.0000	Various	2,161 69	1,799 08	362 61	SALE
LINCOLN NATL CORP IND / 534187109						
03/08/13	85.0000	02/11/13	2,766.90	2,499 62	267.28	SALE
03/11/13	67 0000	02/11/13	2,221.86	1,970 29	251 57	SALE
03/15/13	85 0000	02/11/13	2,828 80	2,499 60	329 20	SALE
LUMINEX CORP / 55027E102						
04/30/13	66 0000	02/08/13	1,118 38	1,174.05	-55 67	SALE
	126 0000	02/08/13	2,454 72	2,241.34	213 38	
	68 0000	06/06/13	1,324 77	1,295.68	29 09	
						TOTAL 3 LOTS



2013 SUMMARY AMENDMENT



Amended Date: 2/14/14

Your Financial Advisor:
 FREDERICK O ROBERTSHAW JR
 500 SILVER SPUR RD
 STE 300, 3RD FLOOR
 ROLLING HILLS ESTATES CA
 90275
 (310) 377-1942

ROBERT AND JOAN BLACKMAN
 FAMILY FOUNDATION
 6949 DUIME DRIVE
 MALIBU, CA 90625

Account Number: 6047-8444

Year-End Account Summary

This information is NOT provided to the Internal Revenue Service, but is being provided to you for courtesy purposes. Please consult with your Financial Advisor or Tax Advisor regarding specific questions.

SHORT TERM GAINS OR LOSSES (Box 1c) FOR COVERED SECURITIES (Box 6) Proceeds from Broker and Barter Exchange Transactions for 2013

continued

8-Description / CUSIP 1a-Date of Sale or Exchange	1e-Quantity Sold	1b-Date of Acquisition	2a-Sales Price*	3-Cost or Other Basis	Supplemental Information		
					Gain or Loss Amount	Additional Information	
10/07/13	194.0000	Various	3,779.49	3,537.02	242.47	SALE	
MADDEN STEVEN LTD / 556269108							TOTAL 2 LOTS
10/01/13	0.5000	10/01/13	18.05	0.01	18.04	CASH IN LIEU	
11/26/13	27.0000	02/08/13	1,047.43	828.10	219.33	SALE	
MALLINCKRODT PLC / G5785G107							
06/28/13	0.5000	02/08/13	21.34	22.13	-0.79	CASH IN LIEU	
07/03/13	34.0000	02/08/13	1,435.39	1,505.02	-69.63	SALE	
MANHATTAN ASSOCIATES INC / 562750109							
03/15/13	11.0000	02/08/13	803.53	745.80	57.73	SALE	
04/24/13	14.0000	02/08/13	966.65	949.20	17.45	SALE	
06/21/13	3.0000	02/08/13	229.44	203.40	26.04	SALE	
07/01/13	7.0000	02/08/13	558.20	474.60	83.60	SALE	
08/06/13	9.0000	02/08/13	809.70	610.20	199.50	SALE	
09/18/13	2.0000	02/08/13	185.72	135.60	50.12	SALE	
11/14/13	10.0000	02/08/13	1,123.00	678.00	445.00	SALE	
MARRIOTT VACATIONS / 57164Y107							
WORLDWIDE CORP							
05/21/13	10.0000	02/26/13	437.49	399.08	38.41	SALE	
MASIMO CORP / 574795100							
12/10/13	26.0000	08/02/13	762.05	638.30	123.75	SALE	
12/19/13	28.0000	08/02/13	811.40	687.39	124.01	SALE	

2013 SUMMARY AMENDMENT

Amended Date: 2/14/14

Your Financial Advisor :
 FREDERICK O ROBERTSHAW JR
 500 SILVER SPUR RD
 STE 300, 3RD FLOOR
 ROLLING HILLS ESTATES CA
 90275
 (310) 377-1942

ROBERT AND JOAN BLACKMAN
 FAMILY FOUNDATION
 6949 DUME DRIVE
 MALIBU, CA 90625

Account Number: 6047-8444

Year-End Account Summary

This information is NOT provided to the Internal Revenue Service, but is being provided to you for courtesy purposes.
 Please consult with your Financial Advisor or Tax Advisor regarding specific questions.


continued

SHORT TERM GAINS OR LOSSES (Box 1c) FOR COVERED SECURITIES (Box 6) Proceeds from Broker and Barter Exchange Transactions for 2013

8-Description / CUSIP 1a-Date of Sale or Exchange	1e-Quantity Sold	1b-Date of Acquisition	2a-Sales Price*	3-Cost or Other Basis	Supplemental Information	
					Gain or Loss Amount	Additional Information
MATTRESS FIRM HOLDING / 57722W106 CORP	15 0000	06/20/13	494 59	579 22	-84 63	SALE
	42 0000	06/20/13	1,349 39	1,621 78	-272 39	
	36 0000	07/22/13	1,156 63	1,557 68	-401 05	
	78 0000	Various	2,506 02	3,179 46	-673 44	SALE
TOTAL 2 LOTS						
MAXIMUS INC / 577933104 09/24/13	44 0000	09/16/13	1,953 19	1,785 54	167 65	SALE
MEDASSETS INC / 584045108 08/02/13	40 0000	02/08/13	930 77	780 63	150 14	SALE
	132 0000	02/08/13	2,716 45	2,576 04	140 41	
	37 0000	02/21/13	761 43	721 33	40 10	
	21 0000	03/04/13	432 16	398 38	33 78	
	15 0000	04/05/13	308 68	280 63	28 05	
	28 0000	06/04/13	576 22	460 06	116 16	
	17 0000	06/25/13	349 86	302 01	47 85	
	250 0000	Various	5,144 80	4,738 45	406 35	SALE
TOTAL 6 LOTS						
MENTOR GRAPHICS CORP / 587200106 05/21/13	74 0000	02/08/13	1,337 97	1,285 79	52 18	SALE
METLIFE INC / 59156R108 12/18/13	131 0000	02/11/13	6,611 64	4,820 63	1,791 01	SALE
MICROSOFT CORP / 594918104 07/30/13	381 0000	02/08/13	12,136 85	10,520 75	1,616 10	SALE
MKS INSTRUMENTS INC / 55306N104	52 0000	06/10/13	1,527 37	1,500 42	26 95	



2013 SUMMARY AMENDMENT



Your Financial Advisor:
FREDERICK O ROBERTSHAW JR
500 SILVER SPUR RD
STE 300, 3RD FLOOR
ROLLING HILLS ESTATES CA
90275
(310) 377-1942

ROBERT AND JOAN BLACKMAN
FAMILY FOUNDATION
6949 DUME DRIVE
MALIBU, CA 90625

Account Number: 6047-8444

Year-End Account Summary

This information is NOT provided to the Internal Revenue Service, but is being provided to you for courtesy purposes. Please consult with your Financial Advisor or Tax Advisor regarding specific questions.

**SHORT TERM GAINS OR LOSSES (Box 1c) FOR COVERED SECURITIES (Box 6)
Proceeds from Broker and Barter Exchange Transactions for 2013**

continued

8-Description / CUSIP 1a-Date of Sale or Exchange	1e-Quantity Sold	1b-Date of Acquisition	2a-Sales Price*	3-Cost or Other Basis	Supplemental Information	
					Gain or Loss Amount	Additional Information
	14,000	06/13/13	411.21	393.51	17.70	
	8,000	06/19/13	234.98	225.12	9.86	
	16,000	06/26/13	469.96	424.98	44.98	
	7,000	06/27/13	205.60	189.07	16.53	
	47,000	07/05/13	1,380.53	1,264.28	116.25	
	10,000	07/25/13	293.73	275.95	17.78	
	13,000	10/25/13	381.85	397.94	-16.09	
	167,000	Various	4,905.23	4,671.27	233.96	SALE
TOTAL 8 LOTS						
MOSAIC COMPANY / 61945C103	32,000	02/11/13	1,967.79	1,959.77	8.02	SALE
03/20/13	38,000	02/11/13	1,824.30	2,327.23	-502.93	SALE
11/12/13						
MWI VETERINARY SUPPLY / 55402X105						
INC						
03/11/13	3,000	02/08/13	395.39	377.28	18.11	SALE
10/11/13	5,000	02/08/13	782.53	628.80	153.73	SALE
12/10/13	14,000	02/08/13	2,382.26	1,760.64	621.62	SALE
NATIONAL INSTRUMENTS / 636518102						
CORP						
10/08/13	86,000	02/08/13	2,608.81	2,563.66	45.15	SALE
10/09/13	378,000	02/08/13	11,266.01	11,268.13	-2.12	SALE
NETGEAR INC / 64111Q104						
03/15/13	62,000	02/08/13	2,151.35	2,299.62	-148.27	SALE
04/17/13	73,000	02/08/13	2,019.79	2,707.60	-687.81	SALE

2013 SUMMARY AMENDMENT

Your Financial Advisor:
 FREDERICK O ROBERTSHAW JR
 500 SILVER SPUR RD
 STE 300, 3RD FLOOR
 ROLLING HILLS ESTATES CA
 90275
 (310) 377-1942

ROBERT AND JOAN BLACKMAN
 FAMILY FOUNDATION
 6949 DUME DRIVE
 MALIBU, CA 90625

Account Number: 6047-8444

Year-End Account Summary

This information is NOT provided to the Internal Revenue Service, but is being provided to you for courtesy purposes. Please consult with your Financial Advisor or Tax Advisor regarding specific questions.

SHORT TERM GAINS OR LOSSES (Box 1c) FOR COVERED SECURITIES (Box 6) Proceeds from Broker and Barter Exchange Transactions for 2013

continued

8-Description / CUSIP 1a-Date of Sale or Exchange	1e-Quantity Sold	1b-Date of Acquisition	2a-Sales Price*	3-Cost or Other Basis	Supplemental Information Gain or Loss Amount	Additional Information
NETSCOUT SYSTEMS INC / 64115T104	45 0000	11/26/13	1,276.46	1,365.66	-89 20	SALE
NEWMONT MINING CORP NEW / 651639106	140 0000	02/08/13	3,861.80	6,288.15	-2,426 35	SALE
NOBLE ENERGY INC / 655044105	22 0000	02/11/13	2,436.57	2,523.62	-87 05	SALE
	39 0000	02/11/13	4,297.33	4,473.69	-176 36	SALE
NORTHROP GRUMMAN CORP / 666807102	86 0000	02/08/13	8,179.03	5,672.62	2,506.41	SALE
NPS PHARMACEUTICAL INC / 62936P103	32 0000	05/31/13	764.98	509.03	255.95	SALE
	16 0000	05/31/13	371.62	254.52	117 10	SALE
	15 0000	05/31/13	428.76	238.61	190 15	SALE
OCCIDENTAL PETE CORP / 674599105	38 0000	02/11/13	3,534.09	3,351.17	182 92	SALE
OCWEN FINL CORP / 675746309	52 0000	02/08/13	1,923.65	2,122.45	-198.80	SALE
	67 0000	02/08/13	2,436.34	2,734.69	-298 35	
	13 0000	03/19/13	472.72	475.54	-2 82	
	17 0000	03/20/13	618.19	620.33	-2 14	
	97 0000	Various	3,527.25	3,830.56	-303 31	SALE
04/16/13						TOTAL 3 LOTS



2013 SUMMARY AMENDMENT

Your Financial Advisor :
 FREDERICK O ROBERTSHAW JR
 500 SILVER SPUR RD
 STE 300, 3RD FLOOR
 ROLLING HILLS ESTATES CA
 90275
 (310) 377-1942

ROBERT AND JOAN BLACKMAN
 FAMILY FOUNDATION
 6949 DUME DRIVE
 MALIBU, CA 90625

Account Number: 6047-8444

Year-End Account Summary

This information is NOT provided to the Internal Revenue Service, but is being provided to you for courtesy purposes.
 Please consult with your Financial Advisor or Tax Advisor regarding specific questions.


**SHORT TERM GAINS OR LOSSES (Box 1c) FOR COVERED SECURITIES (Box 6)
 Proceeds from Broker and Barter Exchange Transactions for 2013**

continued

8-Description / CUSIP 1a-Date of Sale or Exchange	1e-Quantity Sold	1b-Date of Acquisition	2a-Sales Price*	3-Cost or Other Basis	Supplemental Information	
					Gain or Loss Amount	Additional Information
PENTAIR LTD / H6169Q108 07/15/13	6 0000	02/08/13	363.53	306.28	57.25	SALE
PIER 1 IMPORTS INC / 720279108 03/08/13	64 0000	02/08/13	1,405.96	1,421.13	-15.17	SALE
12/17/13	34 0000	02/08/13	696.31	754.98	-58.67	SALE
POLYCOM INC / 73172K104 07/24/13	52.0000	05/10/13	494.20	583.96	-89.76	SALE
	112 0000	05/10/13	1,183.89	1,257.76	-73.87	
	65 0000	05/16/13	687.08	744.24	-57.16	
	33 0000	06/19/13	348.84	358.25	-9.41	
09/09/13	210 0000	Various	2,219.81	2,360.25	-140.44	SALE
TOTAL 3 LOTS						
PRICESMART INC / 741511109 10/08/13	44 0000	02/08/13	4,263.95	3,206.99	1,056.96	SALE
10/09/13	57.0000	02/08/13	5,449.67	4,154.50	1,295.17	SALE
PROGRESS SOFTWARE CORP / 743312100 10/09/13	65 0000	07/01/13	1,665.84	1,522.04	143.80	SALE
QLIK TECHNOLOGIES INC / 74793T105 04/05/13	84 0000	02/08/13	2,016.34	1,883.28	133.06	SALE
RADIAN GROUP INC / 750236101 05/09/13	72 0000	02/20/13	935.55	552.24	383.31	SALE
07/24/13	117.0000	02/20/13	1,624.16	897.38	726.78	SALE



2013 SUMMARY AMENDMENT



Your Financial Advisor :
 FREDERICK O ROBERTSHAW JR
 500 SILVER SPUR RD
 STE 300, 3RD FLOOR
 ROLLING HILLS ESTATES CA
 90275
 (310) 377-1942

ROBERT AND JOAN BLACKMAN
 FAMILY FOUNDATION
 6949 DUME DRIVE
 MALIBU, CA 90625

Account Number: 6047-8444

Year-End Account Summary

This information is NOT provided to the Internal Revenue Service, but is being provided to you for courtesy purposes. Please consult with your Financial Advisor or Tax Advisor regarding specific questions.

SHORT TERM GAINS OR LOSSES (Box 1c) FOR COVERED SECURITIES (Box 6)

continued

8-Description / CUSIP 1a-Date of Sale or Exchange	1e-Quantity Sold	1b-Date of Acquisition	2a-Sales Price*	3-Cost or Other Basis	Supplemental Information	
					Gain or Loss Amount	Additional Information
RAYTHEON COMPANY / 755111507	51 0000	02/11/13	4,341 41	2,757 57	1,583 84	SALE
REX ENERGY CORP / 761565100	50 0000	02/08/13	649 46	669 76	-20 30	SALE
	43 0000	02/08/13	740 83	575 99	164 84	SALE
RIVERBED TECHNOLOGY INC / 768573107	111 0000	02/08/13	1,831 47	1,831 01	0 46	SALE
	85 0000	02/08/13	1,304 21	1,402 11	-97 90	SALE
ROSS STORES INC / 778296103 (CALIF)	197 0000	02/08/13	15,204 83	11,989 87	3,214 96	SALE
SALLY BEAUTY CO INC / 79546E104	52 0000	02/08/13	1,515 48	1,393 35	122 13	SALE
	156 0000	02/08/13	4,567 74	4,180 03	387 71	SALE
SANDISK CORPORATION / 80004C101	26 0000	02/08/13	1,596 37	1,307 04	289 33	SALE
SANOFLADR / 80105N105	73 0000	02/11/13	3,978 96	3,514 22	464 74	SALE
	57 0000	02/11/13	3,097 10	2,743 98	353 12	SALE
SCHWAB CHARLES CORP NEW / 808513105	284 0000	02/08/13	5,041 60	4,789 24	252 36	SALE
	381 0000	02/08/13	8,450 16	6,425 00	2,025 16	SALE

2013 SUMMARY AMENDMENT

Amended Date: 2/14/14

Your Financial Advisor :
 FREDERICK O ROBERTSHAW JR
 500 SILVER SPUR RD
 STE 300, 3RD FLOOR
 ROLLING HILLS ESTATES CA
 90275
 (310) 377-1942

ROBERT AND JOAN BLACKMAN
 FAMILY FOUNDATION
 6949 DUME DRIVE
 MALIBU, CA 90625

Account Number: 6047-8444

Year-End Account Summary

This information is NOT provided to the Internal Revenue Service, but is being provided to you for courtesy purposes. Please consult with your Financial Advisor or Tax Advisor regarding specific questions.

**SHORT TERM GAINS OR LOSSES (Box 1c) FOR COVERED SECURITIES (Box 6)
 Proceeds from Broker and Barter Exchange Transactions for 2013**

continued

8-Description / CUSIP 1a-Date of Sale or Exchange	1e-Quantity Sold	1b-Date of Acquisition	2a-Sales Price*	3-Cost or Other Basis	Supplemental Information	
					Gain or Loss Amount	Additional Information
SEAGATE TECHNOLOGY PLC / G7945M107	119 0000	02/08/13	5,563 05	4,219 27	1,343 78	SALE
SEMTECH CORP / 816850101						
07/03/13	30 0000	02/08/13	992 98	932.42	60 56	SALE
07/08/13	34 0000	02/08/13	1,142 64	1,056.74	85 90	SALE
07/19/13	45 0000	02/08/13	1,519 62	1,398 62	121 00	SALE
09/03/13	1 0000	02/08/13	29 55	31 08	-1 53	SALE
	16 0000	02/08/13	499 85	497 28	2 57	
	8 0000	03/19/13	249 92	267.84	-17 92	
	34 0000	05/02/13	1,062.18	1,074 91	-12 73	
	40 0000	08/06/13	1,249 63	1,250 01	-0 38	
	38 0000	08/16/13	1,187 16	1,133 58	53 58	
11/14/13	136 0000	Various	4,248 74	4,223 62	25 12	SALE
TOTAL 5 LOTS						
SILGAN HOLDINGS INC / 827048109						
08/16/13	98 0000	02/08/13	4,728 48	4,273 78	454 70	SALE
08/19/13	102 0000	02/08/13	4,910 42	4,448 22	462 20	SALE
08/20/13	57 0000	02/08/13	2,750 86	2,485.77	265 09	SALE
08/21/13	72 0000	02/08/13	3,467.99	3,139 92	328 07	SALE
SILICON MOTION / 82706C108						
TECHNOLOGY ADR						
04/04/13	165 0000	02/08/13	1,780 89	2,365 29	-584.40	SALE



2013 SUMMARY AMENDMENT



Your Financial Advisor :
 FREDERICK O ROBERTSHAW JR
 500 SILVER SPUR RD
 STE 300, 3RD FLOOR
 ROLLING HILLS ESTATES CA
 90275
 (310) 377-1942

ROBERT AND JOAN BLACKMAN
 FAMILY FOUNDATION
 6949 DUME DRIVE
 MALIBU, CA 90625

Account Number: 6047-8444

Year-End Account Summary

This information is NOT provided to the Internal Revenue Service, but is being provided to you for courtesy purposes. Please consult with your Financial Advisor or Tax Advisor regarding specific questions.

**SHORT TERM GAINS OR LOSSES (Box 1c) FOR COVERED SECURITIES (Box 6)
 Proceeds from Broker and Barter Exchange Transactions for 2013**

continued

8-Description / CUSIP	1a-Date of Sale or Exchange	1e-Quantity Sold	1b-Date of Acquisition	2a-Sales Price*	3-Cost or Other Basis	Supplemental Information Gain or Loss Amount	Additional Information
SIRONA DENTAL SYSTEMS / 82966C103 INC							
	02/13/13	100 0000	02/08/13	7,190 49	7,276 21	-85 72	SALE
	02/14/13	28 0000	02/08/13	2,006 78	2,037 34	-30 56	SALE
SIX FLAGS ENTERTAINMENT / 83001A102 CORP NEW							
	03/01/13	15 0000	02/08/13	1,010 40	951 60	58 80	SALE
	05/24/13	17 0000	02/08/13	1,320.85	1,078.48	242 37	SALE
SONIC CORP / 835451105							
	08/12/13	127 0000	06/26/13	2,004 44	1,858 97	145 47	SALE
SPANSON INC CLASS A / 84649R200							
	11/12/13	37 0000	10/10/13	439 16	435 31	3 85	SALE
	11/14/13	36 0000	10/10/13	431.86	423 55	8 31	SALE
SS & C TECHNOLOGIES HLDGS / 78467J100							
	08/02/13	20 0000	05/10/13	738 64	628.00	110 64	SALE
STAGE STORES INC / 85254C305							
	12/30/13	47.0000	05/24/13	1,066.10	1,093 52	-27.42	SALE
STARZ SERIES A / 85571Q102							
	07/15/13	53 0000	02/08/13	1,277.40	882 75	394 65	SALE
STATE BANK FINANCIAL / 856190103 CORP - GEORGIA							
	02/26/13	21 0000	02/08/13	329 25	335 58	-6 33	SALE
	02/27/13	43 0000	02/08/13	690 04	687 14	2 90	SALE

2013 SUMMARY AMENDMENT

Amended Date: 2/14/14

Your Financial Advisor :
 FREDERICK O ROBERTSHAW JR
 500 SILVER SPUR RD
 STE 300, 3RD FLOOR
 ROLLING HILLS ESTATES CA
 90275
 (310) 377-1942

ROBERT AND JOAN BLACKMAN
 FAMILY FOUNDATION
 6949 DUME DRIVE
 MALIBU, CA 90625

Account Number: 6047-8444


Year-End Account Summary

This information is NOT provided to the Internal Revenue Service, but is being provided to you for courtesy purposes.
 Please consult with your Financial Advisor or Tax Advisor regarding specific questions.


**SHORT TERM GAINS OR LOSSES (Box 1c) FOR COVERED SECURITIES (Box 6)
 Proceeds from Broker and Barter Exchange Transactions for 2013**

continued

8-Description / CUSIP 1a-Date of Sale or Exchange	1e-Quantity Sold	1b-Date of Acquisition	2a-Sales Price*	3-Cost or Other Basis	Supplemental Information	
					Gain or Loss Amount	Additional Information
SYNCHRONOSS TECHNLS INC / 87157B103						
07/19/13	27 0000	05/30/13	805 88	848 01	-42 13	SALE
09/24/13	13 0000	05/30/13	503 91	408 30	95 61	SALE
	20 0000	05/30/13	625 56	628 14	-2 58	
	6 0000	06/19/13	187 67	188 99	-1 32	
11/20/13	26 0000	Various	813 23	817 13	-3 90	SALE
						TOTAL 2 LOTS
SYNERON MEDICAL LTD / M87245102						
04/17/13	14 0000	02/12/13	123 92	149 88	-25 96	SALE
	51 0000	02/12/13	450 01	545 98	-95 97	
	38 0000	02/19/13	335 31	405 78	-73 47	
04/30/13	89 0000	Various	785 32	954 76	-169 44	SALE
05/02/13	17 0000	02/19/13	146 88	182 87	-35 99	SALE
	12 0000	02/19/13	102 58	129 08	-26 50	
	51 0000	02/26/13	435 99	519 97	-83 98	
	43 0000	03/05/13	367 60	458 58	-70 98	
	58 0000	03/26/13	495 85	587 77	-91 92	
06/27/13	164 0000	Various	1,402 02	1,675 40	-273 38	SALE
						TOTAL 4 LOTS
T C F FINANCIAL CORP / 872275102						
03/18/13	77 0000	02/08/13	1,122 63	1,073 46	49 17	SALE
05/21/13	124 0000	02/08/13	1,776 88	1,728 68	48 20	SALE
TANGOE INC / 87582Y108						
11/06/13	64 0000	08/12/13	1,084 65	1,170 53	-85 88	SALE
	72 0000	08/12/13	1,156 66	1,316 83	-160 17	
	42 0000	09/12/13	674 72	999 72	-315 00	



2013 SUMMARY AMENDMENT



Your Financial Advisor :
 FREDERICK O ROBERTSHAW JR
 500 SILVER SPUR RD
 STE 300, 3RD FLOOR
 ROLLING HILLS ESTATES CA
 90275
 (310) 377-1942

ROBERT AND JOAN BLACKMAN
 FAMILY FOUNDATION
 6949 DUME DRIVE
 MALIBU, CA 90625

Account Number: 6047-8444

Year-End Account Summary

This information is NOT provided to the Internal Revenue Service, but is being provided to you for courtesy purposes. Please consult with your Financial Advisor or Tax Advisor regarding specific questions.

SHORT TERM GAINS OR LOSSES (Box 1c) FOR COVERED SECURITIES (Box 6)
 Proceeds from Broker and Barter Exchange Transactions for 2013

continued

8-Description / CUSIP 1a-Date of Sale or Exchange	1e-Quantity Sold	1b-Date of Acquisition	2a-Sales Price*	3-Cost or Other Basis	Supplemental Information	
					Gain or Loss Amount	Additional Information
11/08/13	114 0000	Various	1,831 38	2,306 55	-475 17	SALE
TE CONNECTIVITY LTD / H84989104						
07/15/13	11 0000	02/08/13	522 61	445 43	77 18	SALE
TEAM INC / 878155100						
04/16/13	62 0000	02/08/13	2,347 22	2,764 58	-417 36	SALE
TEXAS ROADHOUSE INC COM / 882681109						
02/19/13	34 0000	02/08/13	584 28	597 08	-12 80	SALE
03/04/13	38 0000	02/08/13	752 00	667 32	84 68	SALE
03/06/13	106 0000	02/08/13	2,088 66	1,861 46	227 20	SALE
THE WET SEAL INC CL A / 961840105						
12/18/13	266 0000	09/27/13	704 88	1,065 60	-360 72	SALE
	119 0000	10/07/13	315 34	453 32	-137 98	SALE
	62 0000	10/30/13	164 30	213 17	-48 87	SALE
	132 0000	11/18/13	349 80	446 96	-97 16	SALE
	579 0000	Various	1,534 32	2,179 05	-644 73	SALE
THERMON GRP HOLDINGS INC / 88362T103						
03/15/13	44 0000	02/08/13	988 68	968 44	20 24	SALE
06/05/13	28 0000	02/08/13	547 28	616 28	-69 00	SALE
	2 0000	02/08/13	39 42	44 02	-4 60	SALE
	83 0000	02/11/13	1,636 07	1,839 54	-203 47	SALE
06/06/13	85 0000	Various	1,675 49	1,883 56	-208 07	SALE
THORATEC CORPORATION / 885175307						
05/10/13	13 0000	02/08/13	446 54	476 97	-30 43	SALE
					TOTAL 2 LOTS	
					TOTAL 4 LOTS	
					TOTAL 2 LOTS	

2013 SUMMARY AMENDMENT

Amended Date: 2/14/14

Your Financial Advisor :
 FREDERICK O ROBERTSHAW JR
 500 SILVER SPUR RD
 STE 300, 3RD FLOOR
 ROLLING HILLS ESTATES CA
 90275
 (310) 377-1942

ROBERT AND JOAN BLACKMAN
 FAMILY FOUNDATION
 6949 DUME DRIVE
 MALIBU, CA 90625

Account Number: 6047-8444

Year-End Account Summary

This information is NOT provided to the Internal Revenue Service, but is being provided to you for courtesy purposes. Please consult with your Financial Advisor or Tax Advisor regarding specific questions.


SHORT TERM GAINS OR LOSSES (Box 1c) FOR COVERED SECURITIES (Box 6)

continued

8-Description / CUSIP 1a-Date of Sale or Exchange	1e-Quantity Sold	1b-Date of Acquisition	2a-Sales Price*	3-Cost or Other Basis	Supplemental Information	
					Gain or Loss Amount	Additional Information
05/21/13	54.0000	02/08/13	1,699.88	1,981.26	-281.38	SALE
TILE SHOP HLDNGS INC / 88677Q109						
11/19/13	82.0000	11/15/13	1,416.92	1,114.35	302.57	SALE
TORCHMARK CORP / 891027104						
07/18/13	29.0000	02/08/13	2,013.69	1,609.65	404.04	SALE
TORNIER NV / N87237108						
12/10/13	69.0000	02/08/13	1,197.84	1,186.80	11.04	SALE
TRIMAS CORP / 896215209						
05/17/13	18.0000	02/08/13	584.53	557.66	26.87	SALE
05/31/13	29.0000	02/08/13	936.81	898.44	38.37	SALE
06/13/13	38.0000	02/08/13	1,292.65	1,177.27	115.38	SALE
TRINITY BIOTECH PLC / 896438306						
SPON ADR 07/24/13	31.0000	02/08/13	617.76	505.30	112.46	SALE
TUMI HOLDINGS INC / 89969Q104						
02/26/13	135.0000	02/08/13	3,007.38	3,097.26	-89.88	SALE
ULTRATECH INC / 904034105						
	126.0000	02/08/13	3,882.78	5,242.99	-1,360.21	
	13.0000	04/19/13	400.60	388.60	12.00	
	6.0000	05/16/13	184.90	193.66	-8.76	
07/19/13	145.0000	Various	4,468.28	5,825.25	-1,356.97	SALE
					TOTAL 3 LOTS	



2013 SUMMARY AMENDMENT



Amended Date: 2/14/14

Your Financial Advisor :
 FREDERICK O ROBERTSHAW JR
 500 SILVER SPUR RD
 STE 300, 3RD FLOOR
 ROLLING HILLS ESTATES CA
 90275
 (310) 377-1942

ROBERT AND JOAN BLACKMAN
 FAMILY FOUNDATION
 6949 DUME DRIVE
 MALIBU, CA 90625

Account Number: 6047-8444

Year-End Account Summary

This information is NOT provided to the Internal Revenue Service, but is being provided to you for courtesy purposes. Please consult with your Financial Advisor or Tax Advisor regarding specific questions.

SHORT TERM GAINS OR LOSSES (Box 1c) FOR COVERED SECURITIES (Box 6)

continued

8-Description / CUSIP 1a-Date of Sale or Exchange	1e-Quantity Sold	1b-Date of Acquisition	2a-Sales Price*	3-Cost or Other Basis	Supplemental Information Gain or Loss Amount	Additional Information
UNITEDHEALTH GROUP / 91324P102 INC						
07/15/13	7 0000	02/08/13	474 13	405 27	68 86	SALE
08/20/13	84 0000	02/08/13	6,093 47	4,863 18	1,230 29	SALE
UNUM GROUP / 91529Y106						
06/24/13	10 0000	02/11/13	286 47	239 68	46 79	SALE
07/29/13	13 0000	02/11/13	410 15	311 59	98 56	SALE
07/30/13	94 0000	02/11/13	2,966 28	2,253 00	713 28	SALE
11/04/13	99 0000	02/11/13	3,146 40	2,372 83	773 57	SALE
VAIL RESORTS INC / 91879Q109						
05/30/13	6 0000	02/08/13	383.12	327 48	55 64	SALE
08/01/13	13 0000	02/08/13	883 21	709 54	173 67	SALE
11/19/13	14 0000	02/08/13	1,039 76	764 12	275 64	SALE
VALIDUS HOLDINGS LTD / G9319H102						
06/10/13	49 0000	02/08/13	1,803 10	1,795 66	7 44	SALE
06/20/13	51 0000	02/08/13	1,806 12	1,868 94	-62 82	SALE
VERTEX PHARMACEUTICALS / 92532F100 INC						
07/15/13	146 0000	02/08/13	12,635 70	6,731 61	5,904 09	SALE
VIACOM INC CL B / 92553P201						
05/23/13	13 0000	02/11/13	899 02	769 27	129 75	SALE
05/28/13	13 0000	02/11/13	904 76	769 27	135 49	SALE

2013 SUMMARY AMENDMENT

Amended Date: 2/14/14

Your Financial Advisor :
 FREDERICK O ROBERTSHAW JR
 500 SILVER SPUR RD
 STE 300, 3RD FLOOR
 ROLLING HILLS ESTATES CA
 90275
 (310) 377-1942

ROBERT AND JOAN BLACKMAN
 FAMILY FOUNDATION
 6949 DUME DRIVE
 MALIBU, CA 90625

Account Number: 6047-8444

Year-End Account Summary

This information is NOT provided to the Internal Revenue Service, but is being provided to you for courtesy purposes. Please consult with your Financial Advisor or Tax Advisor regarding specific questions.


**SHORT TERM GAINS OR LOSSES (Box 1c) FOR COVERED SECURITIES (Box 6)
 Proceeds from Broker and Barter Exchange Transactions for 2013**

continued

8-Description / CUSIP 1a-Date of Sale or Exchange	1e-Quantity Sold	1b-Date of Acquisition	2a-Sales Price*	3-Cost or Other Basis	Supplemental Information		
					Gain or Loss Amount	Additional Information	
08/02/13	55 0000	02/11/13	4,329.64	3,254.59	1,075.05	SALE	
10/16/13	34 0000	02/11/13	2,822.28	2,011.93	810.35	SALE	
VIOPHARMA INC / 928241108							
07/08/13	14 0000	02/08/13	413.10	364.42	48.68	SALE	
11/01/13	9 0000	02/08/13	350.63	234.27	116.36	SALE	
11/12/13	44 0000	02/08/13	2,176.44	1,145.32	1,031.12	SALE	
VIVUS INC / 928551100							
06/27/13	72 0000	04/22/13	901.78	860.69	41.09	SALE	
	44 0000	04/22/13	548.36	525.97	22.39		
	45 0000	04/30/13	560.82	590.65	-29.83		
	31.0000	05/06/13	386.35	381.80	4.55		
07/01/13	120 0000	Various	1,495.53	1,498.42	-2.89	SALE	
TOTAL 3 LOTS							
VOCUS INC / 928581108							
	66 0000	03/27/13	550.36	907.17	-356.81		
	1 0000	04/02/13	8.34	13.33	-4.99		
05/03/13	67 0000	Various	558.70	920.50	-361.80	SALE	
05/06/13	23 0000	04/02/13	193.74	306.44	-112.70	SALE	
	18 0000	04/02/13	156.81	239.82	-83.01		
	59 0000	04/05/13	514.00	811.72	-297.72		
	58 0000	04/17/13	505.28	753.74	-248.46		
	38 0000	04/22/13	331.06	497.42	-166.36		
05/23/13	173 0000	Various	1,507.15	2,302.70	-795.55	SALE	
TOTAL 2 LOTS							
TOTAL 4 LOTS							



2013 SUMMARY AMENDMENT



Amended Date: 2/14/14

Your Financial Advisor:
 FREDERICK O ROBERTSHAW JR
 500 SILVER SPUR RD
 STE 300, 3RD FLOOR
 ROLLING HILLS ESTATES CA
 90275
 (310) 377-1942

ROBERT AND JOAN BLACKMAN
 FAMILY FOUNDATION
 6949 DUME DRIVE
 MALIBU, CA 90625

Account Number: 6047-8444

Year-End Account Summary

This information is NOT provided to the Internal Revenue Service, but is being provided to you for courtesy purposes. Please consult with your Financial Advisor or Tax Advisor regarding specific questions.

SHORT TERM GAINS OR LOSSES (Box 1c) FOR COVERED SECURITIES (Box 6) Proceeds from Broker and Barter Exchange Transactions for 2013

continued

8-Description / CUSIP 1a-Date of Sale or Exchange	1e-Quantity Sold	1b-Date of Acquisition	2a-Sales Price*	3-Cost or Other Basis	Supplemental Information Gain or Loss Amount	Additional Information	
VODAFONE GROUP PLC / 92857W209 SPONSORED ADR NEW							
09/04/13	70 0000	02/11/13	2,253 66	1,919.76	333.90	SALE	
09/05/13	95 0000	02/11/13	3,120 70	2,605 39	515.31	SALE	
09/06/13	24 0000	02/11/13	784 91	658 21	126 70	SALE	
	65 0000	02/11/13	2,330 44	1,782 62	547 82		
	168 0000	02/20/13	6,023 32	4,186 69	1,836 63		
10/03/13	233 0000	Various	8,353 76	5,969 31	2,384.45	SALE	
TOTAL 2 LOTS							
WALTER INVT MGMT CRP / 93317W102							
03/19/13	81 0000	02/08/13	2,722 07	3,684 69	-962 62	SALE	
WELLS FARGO COMPANY / 949746101							
07/16/13	97 0000	02/08/13	4,168 50	3,373 18	795 32	SALE	
WNS HOLDINGS LTD ADR / 92932M101							
06/20/13	16 0000	02/08/13	267.37	215 94	51.43	SALE	
08/06/13	11 0000	02/08/13	223.95	148.46	75 49	SALE	
WOLVERINE WORLD WIDE INC / 978097103							
06/17/13	174 0000	02/08/13	9,049 38	7,508 82	1,540 56	SALE	
06/18/13	18 0000	02/08/13	940 03	776 78	163 25	SALE	
WRIGHT MEDICAL GROUP / 98235T107							
08/16/13	48 0000	06/04/13	1,154.33	1,201 05	-46 72	SALE	
TOTAL SHORT TERM GAINS OR LOSSES FOR COVERED SECURITIES					853,433.62	765,550.92	87,882.70

Application for Extension of Time To File an Exempt Organization Return

▶ File a separate application for each return.

▶ Information about Form 8868 and its instructions is at www.irs.gov/form8868.

- If you are filing for an **Automatic 3-Month Extension**, complete only **Part I** and check this box
- If you are filing for an **Additional (Not Automatic) 3-Month Extension**, complete only **Part II** (on page 2 of this form)

Do not complete Part II unless you have already been granted an automatic 3-month extension on a previously filed Form 8868

Electronic filing (e-file). You can electronically file Form 8868 if you need a 3-month automatic extension of time to file (6 months for a corporation required to file Form 990-T), or an additional (not automatic) 3-month extension of time. You can electronically file Form 8868 to request an extension of time to file any of the forms listed in Part I or Part II with the exception of Form 8870, Information Return for Transfers Associated With Certain Personal Benefit Contracts, which must be sent to the IRS in paper format (see instructions). For more details on the electronic filing of this form, visit www.irs.gov/efile and click on *e-file for Charities & Nonprofits*

Part I Automatic 3-Month Extension of Time. Only submit original (no copies needed).

A corporation required to file Form 990-T and requesting an automatic 6-month extension – check this box and complete Part I only

All other corporations (including 1120-C filers), partnerships, REMICs, and trusts must use Form 7004 to request an extension of time to file income tax returns.

Enter filer's identifying number, see instructions

Type or print	Name of exempt organization or other filer, see instructions	Employer identification number (EIN) or
	ROBERT & JOAN BLACKMAN FAMILY FOUNDATION	46-1630096
File by the due date for filing your return. See instructions	Number, street, and room or suite number. If a P O box, see instructions	Social security number (SSN)
	6949 DUME DRIVE	
	City, town or post office, state, and ZIP code. For a foreign address, see instructions	
	MALIBU, CA 90265	

Enter the Return code for the return that this application is for (file a separate application for each return) 04

Application Is For	Return Code	Application Is For	Return Code
Form 990 or Form 990-EZ	01	Form 990-T (corporation)	07
Form 990-BL	02	Form 1041-A	08
Form 4720 (individual)	03	Form 4720 (other than individual)	09
Form 990-PF	04	Form 5227	10
Form 990-T (section 401(a) or 408(a) trust)	05	Form 6069	11
Form 990-T (trust other than above)	06	Form 8870	12

- The books are in the care of ▶ KANTOR ACCOUNTANCY CORP

Telephone No ▶ (818) 849-3690 Fax No ▶ (818) 849-3694

- If the organization does not have an office or place of business in the United States, check this box
- If this is for a Group Return, enter the organization's four digit Group Exemption Number (GEN) _____ If this is for the whole group, check this box . If it is for part of the group, check this box and attach a list with the names and EINs of all members the extension is for.

1 I request an automatic 3-month (6 months for a corporation required to file Form 990-T) extension of time until 8/15, 2014, to file the exempt organization return for the organization named above. The extension is for the organization's return for

- ▶ calendar year 2013 or
- ▶ tax year beginning _____, 20____, and ending _____, 20____

2 If the tax year entered in line 1 is for less than 12 months, check reason Initial return Final return

Change in accounting period

3a If this application is for Forms 990-BL, 990-PF, 990-T, 4720, or 6069, enter the tentative tax, less any nonrefundable credits. See instructions.	3a	\$	0.
b If this application is for Forms 990-PF, 990-T, 4720, or 6069, enter any refundable credits and estimated tax payments made. Include any prior year overpayment allowed as a credit.	3b	\$	0.
c Balance due. Subtract line 3b from line 3a. Include your payment with this form, if required, by using EFTPS (Electronic Federal Tax Payment System). See instructions.	3c	\$	0.

Caution. If you are going to make an electronic funds withdrawal (direct debit) with this Form 8868, see Form 8453-EO and Form 8879-EO for payment instructions.

- If you are filing for an **Additional (Not Automatic) 3-Month Extension**, complete only Part II and check this box **X**
- Note. Only complete Part II if you have already been granted an automatic 3-month extension on a previously filed Form 8868
- If you are filing for an **Automatic 3-Month Extension**, complete only Part I (on page 1)

Part II **Additional (Not Automatic) 3-Month Extension of Time.** Only file the original (no copies needed).

Enter filer's identifying number, see instructions	
Type or print	Name of exempt organization or other filer, see instructions ROBERT & JOAN BLACKMAN FAMILY FOUNDATION
File by the extended due date for filing your return See instructions	Employer identification number (EIN) or 46-1630096
	Number, street, and room or suite number If a P O box, see instructions KANTOR ACCOUNTANCY CORPORATION 16530 VENTURA BLVD. SUITE 628
	Social security number (SSN)
City, town or post office, state, and ZIP code For a foreign address, see instructions ENCINO, CA 91436	

Enter the Return code for the return that this application is for (file a separate application for each return) 04

Application Is For	Return Code	Application Is For	Return Code
Form 990 or Form 990-EZ	01		
Form 990-BL	02	Form 1041-A	08
Form 4720 (individual)	03	Form 4720 (other than individual)	09
Form 990-PF	04	Form 5227	10
Form 990-T (section 401(a) or 408(a) trust)	05	Form 6069	11
Form 990-T (trust other than above)	06	Form 8870	12

STOP! Do not complete Part II if you were not already granted an automatic 3-month extension on a previously filed Form 8868.

- The books are in care of ▶ KANTOR ACCOUNTANCY CORP
Telephone No ▶ (818) 849-3690 Fax No ▶ (818) 849-3694
- If the organization does not have an office or place of business in the United States, check this box
- If this is for a Group Return, enter the organization's four digit Group Exemption Number (GEN) _____ If this is for the whole group, check this box If it is for part of the group, check this box and attach a list with the names and EINs of all members the extension is for

- I request an additional 3-month extension of time until 11/15, 2014
- For calendar year 2013, or other tax year beginning _____, 20____, and ending _____, 20____
- If the tax year entered in line 5 is for less than 12 months, check reason Initial return Final return Change in accounting period
- State in detail why you need the extension TAXPAYER RESPECTFULLY REQUESTS ADDITIONAL TIME TO GATHER INFORMATION NECESSARY TO FILE A COMPLETE AND ACCURATE TAX RETURN.

8 a If this application is for Forms 990-BL, 990-PF, 990-T, 4720, or 6069, enter the tentative tax, less any nonrefundable credits See instructions	8 a	\$	0.
b If this application is for Forms 990-PF, 990-T, 4720, or 6069, enter any refundable credits and estimated tax payments made Include any prior year overpayment allowed as a credit and any amount paid previously with Form 8868	8 b	\$	0.
c Balance due. Subtract line 8b from line 8a Include your payment with this form, if required, by using EFTPS (Electronic Federal Tax Payment System) See instructions	8 c	\$	0.

Signature and Verification must be completed for Part II only.

Under penalties of perjury, I declare that I have examined this form, including accompanying schedules and statements, and to the best of my knowledge and belief, it is true, correct, and complete, and that I am authorized to prepare this form

Signature ▶ Title ▶ CPA Date ▶ 8.12.14

BAA FIF20502L 12/31/13 Form 8868 (Rev 1-2014)