



See a Social Security Number? Say Something!  
Report Privacy Problems to <https://public.resource.org/privacy>  
Or call the IRS Identity Theft Hotline at 1-800-908-4490



Department of the Treasury  
Internal Revenue ServiceReturn of Private Foundation  
or Section 4947(a)(1) Trust Treated as Private Foundation

Do not enter Social Security numbers on this form as it may be made public.  
Information about Form 990-PF and its separate instructions is at [www.irs.gov/form990pf](http://www.irs.gov/form990pf).

OMB No. 1545-0052

2013


For calendar year 2013, or tax year beginning , 2013, and ending

Name of foundation <b>JEREMIAH GRAY TRUST FUND</b>		<b>A</b> Employer identification number 45-6213640
Number and street (or P.O. box number if mail is not delivered to street address) <b>LUKE TRAVIS, P. O. BOX 3288</b>		<b>B</b> Telephone number (see the instructions) (508) 676-3333
City or town, state or province, country, and ZIP or foreign postal code <b>FALL RIVER MA 02722</b>		<b>C</b> If exemption application is pending, check here. <input type="checkbox"/>
<b>G</b> Check all that apply: <input checked="" type="checkbox"/> Initial return <input type="checkbox"/> Initial Return of a former public charity <input type="checkbox"/> Final return <input type="checkbox"/> Amended return <input type="checkbox"/> Address change <input type="checkbox"/> Name change		<b>D</b> 1 Foreign organizations, check here. . . . . <input type="checkbox"/> 2 Foreign organizations meeting the 85% test, check here and attach computation. . . . . <input type="checkbox"/>
<b>H</b> Check type of organization: <input type="checkbox"/> Section 501(c)(3) exempt private foundation <input checked="" type="checkbox"/> Section 4947(a)(1) nonexempt charitable trust <input type="checkbox"/> Other taxable private foundation		<b>E</b> If private foundation status was terminated under section 507(b)(1)(A), check here. . . . . <input type="checkbox"/>
<b>I</b> Fair market value of all assets at end of year (from Part II, column (c), line 16) \$ 195,284.	<b>J</b> Accounting method <input checked="" type="checkbox"/> Cash <input type="checkbox"/> Accrual <input type="checkbox"/> Other (specify) _____ (Part I, column (d) must be on cash basis)	
		<b>F</b> If the foundation is in a 60-month termination under section 507(b)(1)(B), check here. . . . . <input type="checkbox"/>

## Part I Analysis of Revenue and Expenses

(The total of amounts in columns (b), (c), and (d) may not necessarily equal the amounts in column (a) (see instructions).)

	(a) Revenue and expenses per books	(b) Net investment income	(c) Adjusted net income	(d) Disbursements for charitable purposes (cash basis only)
<b>1</b> Contributions, gifts, grants, etc., received (att sch) . . . . .				
<b>2</b> Ck <input checked="" type="checkbox"/> if the foundn is not req to att Sch B				
<b>3</b> Interest on savings and temporary cash investments. . . . .				
<b>4</b> Dividends and interest from securities . . . . .	3,296.	3,186.	3,186.	
<b>5a</b> Gross rents . . . . .				
<b>b</b> Net rental income or (loss) . . . . .				
<b>6a</b> Net gain/(loss) from sale of assets not on line 10				
<b>b</b> Gross sales price for all assets on line 6a . . . . .				
<b>7</b> Capital gain net income (from Part IV, line 2) . . . . .				
<b>8</b> Net short-term capital gain . . . . .			72.	
<b>9</b> Income modifications. . . . .				
<b>10a</b> Gross sales less returns and allowances . . . . .				
<b>b</b> Less Cost of goods sold . . . . .				
<b>c</b> Gross profit/(loss) (att sch) . . . . .				
<b>11</b> Other income (attach schedule) . . . . .				
CAP. GAIN DIST.	1,087.	1,012.		
<b>12 Total.</b> Add lines 1 through 11. . . . .	4,383.	4,356.	3,258.	
<b>13</b> Compensation of officers, directors, trustees, etc . . . . .				
<b>14</b> Other employee salaries and wages . . . . .				
<b>15</b> Pension plans, employee benefits . . . . .				
<b>16a</b> Legal fees (attach schedule) . . . . .				
<b>b</b> Accounting fees (attach sch). L-16b Stmt. . . . .	475.	427.	427.	48.
<b>c</b> Other prof fees (attach sch) . L-16c Stmt. . . . .	6,340.	6,021.	6,021.	319.
<b>17</b> Interest. . . . .				
<b>18</b> Taxes (attach schedule)(see instrs) FOREIGN TAXES. . . . .	36.	36.	36.	
<b>19</b> Depreciation (attach sch) and depletion . . . . .				
<b>20</b> Occupancy. . . . .				
<b>21</b> Travel, conferences, and meetings . . . . .				
<b>22</b> Printing and publications . . . . .				
<b>23</b> Other expenses (attach schedule) . . . . .				
<b>24 Total operating and administrative expenses.</b> Add lines 13 through 23 . . . . .	6,851.	6,484.	6,484.	367.
<b>25</b> Contributions, gifts, grants paid . . . . .				
<b>26 Total expenses and disbursements.</b> Add lines 24 and 25 . . . . .	6,851.	6,484.	6,484.	367.
<b>27</b> Subtract line 26 from line 12:				
<b>a Excess of revenue over expenses and disbursements</b> . . . . .	-2,468.			
<b>b Net investment income</b> (if negative, enter -0-) . . . . .		0.		
<b>c Adjusted net income</b> (if negative, enter -0-) . . . . .			0.	

SCANNED MAY 21 2014  
REVENUEADMINISTRATIVE  
AND  
EXPENSES

Handwritten signature or initials.

**Part II Balance Sheets**

Attached schedules and amounts in the description column should be for end-of-year amounts only (See instructions.)

Beginning of year

End of year

(a) Book Value

(b) Book Value

(c) Fair Market Value

<b>ASSETS</b>	1	Cash — non-interest-bearing . . . . .	38.	77.	77.
	2	Savings and temporary cash investments . . . . .	13,862.	5,849.	5,849.
	3	Accounts receivable . . . . .			
		Less: allowance for doubtful accounts . . . . .			
	4	Pledges receivable . . . . .			
		Less: allowance for doubtful accounts . . . . .			
	5	Grants receivable . . . . .			
	6	Receivables due from officers, directors, trustees, and other disqualified persons (attach schedule) (see instructions) . . . . .			
	7	Other notes and loans receivable (attach sch) . . . . .			
		Less: allowance for doubtful accounts . . . . .			
	8	Inventories for sale or use . . . . .			
	9	Prepaid expenses and deferred charges . . . . .			
	10a	Investments — U.S. and state government obligations (attach schedule) . . . . .			
	b	Investments — corporate stock (attach schedule) . L-10b. Stmt . . . . .	47,852.	94,475.	100,202.
	c	Investments — corporate bonds (attach schedule) . L-10c. Stmt . . . . .	131,839.	90,911.	89,156.
	<b>LIABILITIES</b>	11	Investments — land, buildings, and equipment: basis . . . . .		
		Less: accumulated depreciation (attach schedule) . . . . .			
12		Investments — mortgage loans . . . . .			
13		Investments — other (attach schedule) . . . . .			
14		Land, buildings, and equipment: basis . . . . .			
		Less: accumulated depreciation (attach schedule) . . . . .			
15		Other assets (describe . . . . .)			
16		<b>Total assets</b> (to be completed by all filers — see the instructions. Also, see page 1, item I). . . . .	193,591.	191,312.	195,284.
17		Accounts payable and accrued expenses . . . . .			
18		Grants payable . . . . .			
19	Deferred revenue . . . . .				
20	Loans from officers, directors, trustees, & other disqualified persons . . . . .				
21	Mortgages and other notes payable (attach schedule) . . . . .				
22	Other liabilities (describe . . . . .)				
23	<b>Total liabilities</b> (add lines 17 through 22) . . . . .				
<b>NET ASSETS OR FUND BALANCES</b>	Foundations that follow SFAS 117, check here . . . . . and complete lines 24 through 26 and lines 30 and 31.				
	24	Unrestricted . . . . .			
	25	Temporarily restricted . . . . .			
	26	Permanently restricted . . . . .			
	Foundations that do not follow SFAS 117, check here . . . . . and complete lines 27 through 31. <input checked="" type="checkbox"/>				
	27	Capital stock, trust principal, or current funds . . . . .	193,591.	191,312.	
	28	Paid-in or capital surplus, or land, building, and equipment fund . . . . .			
	29	Retained earnings, accumulated income, endowment, or other funds . . . . .			
	30	<b>Total net assets or fund balances</b> (see instructions) . . . . .	193,591.	191,312.	
	31	<b>Total liabilities and net assets/fund balances</b> (see instructions) . . . . .	193,591.	191,312.	

**Part III Analysis of Changes in Net Assets or Fund Balances**

1	Total net assets or fund balances at beginning of year — Part II, column (a), line 30 (must agree with end-of-year figure reported on prior year's return) . . . . .	1	193,591.
2	Enter amount from Part I, line 27a . . . . .	2	-2,468.
3	Other increases not included in line 2 (itemize) . . . . . <u>BOOK/TAX DIFFERENCES</u>	3	189.
4	Add lines 1, 2, and 3 . . . . .	4	191,312.
5	Decreases not included in line 2 (itemize) . . . . .	5	
6	<b>Total net assets or fund balances at end of year</b> (line 4 minus line 5) — Part II, column (b), line 30 . . . . .	6	191,312.

**Part IV Capital Gains and Losses for Tax on Investment Income**

(a) List and describe the kind(s) of property sold (e.g., real estate, 2-story brick warehouse, or common stock, 200 shares MLC Company)	(b) How acquired P — Purchase D — Donation	(c) Date acquired (month, day, year)	(d) Date sold (month, day, year)
1 a SEE ATTACHED SCHEDULE 1 - SALE OF SEC.	P	01/01/13	12/31/13
b SEE ATTACHED SCHEDULE 1 - SALE OF SEC.	P	01/01/13	12/31/13
c SEE ATTACHED SCHEDULE 1 - SALE OF SEC.	P	12/01/12	12/31/13
d SEE ATTACHED SCHEDULE 1 - SALE OF SEC.	P	12/01/12	12/31/13
e SEE ATTACHED SCHEDULE 2 - SALE OF SEC.	P	01/01/13	12/31/13

(e) Gross sales price	(f) Depreciation allowed (or allowable)	(g) Cost or other basis plus expense of sale	(h) Gain or (loss) (e) plus (f) minus (g)
a 62,548.		62,227.	321.
b 12,795.		15,596.	-2,801.
c 53,279.		53,372.	-93.
d 25,575.		25,396.	179.
e 346,233.		343,681.	2,552.

Complete only for assets showing gain in column (h) and owned by the foundation on 12/31/69

(i) Fair Market Value as of 12/31/69	(j) Adjusted basis as of 12/31/69	(k) Excess of column (i) over column (j), if any	(l) Gains (Column (h) gain minus column (k), but not less than -0-) or Losses (from column (h))
a			321.
b			-2,801.
c			-93.
d			179.
e			2,552.

2 Capital gain net income or (net capital loss)	<div style="border: 1px solid black; padding: 2px;">           If gain, also enter in Part I, line 7            If (loss), enter -0- in Part I, line 7         </div>	2	158.
3 Net short-term capital gain or (loss) as defined in sections 1222(5) and (6)	<div style="border: 1px solid black; padding: 2px;">           If gain, also enter in Part I, line 8, column (c) (see instructions). If (loss), enter -0-            in Part I, line 8         </div>	3	72.

**Part V Qualification Under Section 4940(e) for Reduced Tax on Net Investment Income**

(For optional use by domestic private foundations subject to the section 4940(a) tax on net investment income.)

If section 4940(d)(2) applies, leave this part blank

Was the foundation liable for the section 4942 tax on the distributable amount of any year in the base period? ☐ Yes ☐ No

If "Yes," the foundation does not qualify under section 4940(e). Do not complete this part.

(a) Base period years Calendar year (or tax year beginning in)	(b) Adjusted qualifying distributions	(c) Net value of noncharitable-use assets	(d) Distribution ratio (column (b) divided by column (c))
2012			
2011			
2010			
2009			
2008			

2 Total of line 1, column (d)	2	
3 Average distribution ratio for the 5-year base period — divide the total on line 2 by 5, or by the number of years the foundation has been in existence if less than 5 years	3	
4 Enter the net value of noncharitable-use assets for 2013 from Part X, line 5	4	
5 Multiply line 4 by line 3	5	
6 Enter 1% of net investment income (1% of Part I, line 27b)	6	
7 Add lines 5 and 6	7	
8 Enter qualifying distributions from Part XII, line 4	8	

If line 8 is equal to or greater than line 7, check the box in Part VI, line 1b, and complete that part using a 1% tax rate. See the Part VI instructions.

**Part VI Excise Tax Based on Investment Income (Section 4940(a), 4940(b), 4940(e), or 4948 — see instructions)**

1 a Exempt operating foundations described in section 4940(d)(2), check here <input type="checkbox"/> and enter 'N/A' on line 1. Date of ruling or determination letter: _____ (attach copy of letter if necessary — see instrs)			
b Domestic foundations that meet the section 4940(e) requirements in Part V, check here <input type="checkbox"/> and enter 1% of Part I, line 27b		1	0.
c All other domestic foundations enter 2% of line 27b. Exempt foreign organizations enter 4% of Part I, line 12, column (b)			
2 Tax under section 511 (domestic section 4947(a)(1) trusts and taxable foundations only. Others enter -0-)		2	0.
3 Add lines 1 and 2		3	0.
4 Subtitle A (income) tax (domestic section 4947(a)(1) trusts and taxable foundations only. Others enter -0-)		4	0.
5 Tax based on investment income. Subtract line 4 from line 3. If zero or less, enter -0-		5	0.
6 Credits/Payments:			
a 2013 estimated tax pmts and 2012 overpayment credited to 2013	6 a		
b Exempt foreign organizations — tax withheld at source	6 b		
c Tax paid with application for extension of time to file (Form 8868)	6 c		
d Backup withholding erroneously withheld	6 d		
7 Total credits and payments. Add lines 6a through 6d	7		
8 Enter any penalty for underpayment of estimated tax. Check here <input type="checkbox"/> if Form 2220 is attached	8		
9 Tax due. If the total of lines 5 and 8 is more than line 7, enter amount owed	9		0.
10 Overpayment. If line 7 is more than the total of lines 5 and 8, enter the amount overpaid	10		0.
11 Enter the amount of line 10 to be: Credited to 2014 estimated tax	11		
	Refunded		

**Part VII-A Statements Regarding Activities**

	Yes	No
1 a During the tax year, did the foundation attempt to influence any national, state, or local legislation or did it participate or intervene in any political campaign?		X
b Did it spend more than \$100 during the year (either directly or indirectly) for political purposes (see the instructions for definition)?		X
If the answer is 'Yes' to 1a or 1b, attach a detailed description of the activities and copies of any materials published or distributed by the foundation in connection with the activities.		
c Did the foundation file Form 1120-POL for this year?		X
d Enter the amount (if any) of tax on political expenditures (section 4955) imposed during the year: (1) On the foundation <input type="checkbox"/> \$ _____ (2) On foundation managers <input type="checkbox"/> \$ _____		
e Enter the reimbursement (if any) paid by the foundation during the year for political expenditure tax imposed on foundation managers <input type="checkbox"/> \$ _____		
2 Has the foundation engaged in any activities that have not previously been reported to the IRS? If 'Yes,' attach a detailed description of the activities		X
3 Has the foundation made any changes, not previously reported to the IRS, in its governing instrument, articles of incorporation, or bylaws, or other similar instruments? If 'Yes,' attach a conformed copy of the changes		X
4 a Did the foundation have unrelated business gross income of \$1,000 or more during the year?		X
b If 'Yes,' has it filed a tax return on Form 990-T for this year?		
5 Was there a liquidation, termination, dissolution, or substantial contraction during the year? If 'Yes,' attach the statement required by General Instruction T		X
6 Are the requirements of section 508(e) (relating to sections 4941 through 4945) satisfied either: • By language in the governing instrument, or • By state legislation that effectively amends the governing instrument so that no mandatory directions that conflict with the state law remain in the governing instrument?	X	
7 Did the foundation have at least \$5,000 in assets at any time during the year? If 'Yes,' complete Part II, column (c), and Part XV	X	
8 a Enter the states to which the foundation reports or with which it is registered (see instructions) <input type="checkbox"/> MA - Massachusetts		
b If the answer is 'Yes' to line 7, has the foundation furnished a copy of Form 990-PF to the Attorney General (or designate) of each state as required by General Instruction G? If 'No,' attach explanation	X	
9 Is the foundation claiming status as a private operating foundation within the meaning of section 4942(j)(3) or 4942(j)(5) for calendar year 2013 or the taxable year beginning in 2013 (see instructions for Part XIV)? If 'Yes,' complete Part XIV		X
10 Did any persons become substantial contributors during the tax year? If 'Yes,' attach a schedule listing their names and addresses		X

BAA

Form 990-PF (2013)

**Part VII-A Statements Regarding Activities (continued)**

11	At any time during the year, did the foundation, directly or indirectly, own a controlled entity within the meaning of section 512(b)(13)? If 'Yes,' attach schedule (see instructions) . . . . .	11		X
12	Did the foundation make a distribution to a donor advised fund over which the foundation or a disqualified person had advisory privileges? If 'Yes,' attach statement (see instructions) . . . . .	12		X
13	Did the foundation comply with the public inspection requirements for its annual returns and exemption application? . . . . .	13	X	
Website address . . . . . N/A				
14	The books are in care of <u>LUKE P. TRAVIS, ESQ.</u> Telephone no <u>(508) 676-3333</u>			
	Located at <u>P.O. BOX 3288, 10 NO. MAIN ST. FALL RIVER MA</u> ZIP + 4 <u>02722-3288</u>			
15	Section 4947(a)(1) nonexempt charitable trusts filing Form 990-PF in lieu of Form 1041 - Check here <input checked="" type="checkbox"/> and enter the amount of tax-exempt interest received or accrued during the year . . . . .	15		0.
16	At any time during calendar year 2013, did the foundation have an interest in or a signature or other authority over a bank, securities, or other financial account in a foreign country? . . . . .	16		X
See the instructions for exceptions and filing requirements for Form TD F 90-22.1 If 'Yes,' enter the name of the foreign country ▶				

**Part VII-B Statements Regarding Activities for Which Form 4720 May Be Required**

File Form 4720 if any item is checked in the 'Yes' column, unless an exception applies.

	Yes	No
<b>1 a</b> During the year did the foundation (either directly or indirectly):		
(1) Engage in the sale or exchange, or leasing of property with a disqualified person? <input type="checkbox"/> Yes <input checked="" type="checkbox"/> No		
(2) Borrow money from, lend money to, or otherwise extend credit to (or accept it from) a disqualified person? <input type="checkbox"/> Yes <input checked="" type="checkbox"/> No		
(3) Furnish goods, services, or facilities to (or accept them from) a disqualified person? <input type="checkbox"/> Yes <input checked="" type="checkbox"/> No		
(4) Pay compensation to, or pay or reimburse the expenses of, a disqualified person? <input type="checkbox"/> Yes <input checked="" type="checkbox"/> No		
(5) Transfer any income or assets to a disqualified person (or make any of either available for the benefit or use of a disqualified person)? <input type="checkbox"/> Yes <input checked="" type="checkbox"/> No		
(6) Agree to pay money or property to a government official? (Exception. Check 'No' if the foundation agreed to make a grant to or to employ the official for a period after termination of government service, if terminating within 90 days) <input type="checkbox"/> Yes <input checked="" type="checkbox"/> No		
<b>b</b> If any answer is 'Yes' to 1a(1)-(6), did any of the acts fail to qualify under the exceptions described in Regulations section 53.4941(d)-3 or in a current notice regarding disaster assistance (see instructions)? . . . . .	1 b	
Organizations relying on a current notice regarding disaster assistance check here <input type="checkbox"/>		
<b>c</b> Did the foundation engage in a prior year in any of the acts described in 1a, other than excepted acts, that were not corrected before the first day of the tax year beginning in 2013? . . . . .	1 c	X
<b>2</b> Taxes on failure to distribute income (section 4942) (does not apply for years the foundation was a private operating foundation defined in section 4942(j)(3) or 4942(j)(5))		
<b>a</b> At the end of tax year 2013, did the foundation have any undistributed income (lines 6d and 6e, Part XIII) for tax year(s) beginning before 2013? <input type="checkbox"/> Yes <input checked="" type="checkbox"/> No		
If 'Yes,' list the years <u>20</u> , <u>20</u> , <u>20</u> , <u>20</u> . . . . .		
<b>b</b> Are there any years listed in 2a for which the foundation is <b>not</b> applying the provisions of section 4942(a)(2) (relating to incorrect valuation of assets) to the year's undistributed income? (If applying section 4942(a)(2) to all years listed, answer 'No' and attach statement - see instructions) . . . . .	2 b	X
<b>c</b> If the provisions of section 4942(a)(2) are being applied to any of the years listed in 2a, list the years here. <u>20</u> , <u>20</u> , <u>20</u> , <u>20</u> . . . . .		
<b>3 a</b> Did the foundation hold more than a 2% direct or indirect interest in any business enterprise at any time during the year? <input type="checkbox"/> Yes <input checked="" type="checkbox"/> No		
<b>b</b> If 'Yes,' did it have excess business holdings in 2013 as a result of (1) any purchase by the foundation or disqualified persons after May 26, 1969, (2) the lapse of the 5-year period (or longer period approved by the Commissioner under section 4943(c)(7)) to dispose of holdings acquired by gift or bequest, or (3) the lapse of the 10-, 15-, or 20-year first phase holding period? (Use Schedule C, Form 4720, to determine if the foundation had excess business holdings in 2013) . . . . .	3 b	
<b>4 a</b> Did the foundation invest during the year any amount in a manner that would jeopardize its charitable purposes? . . . . .	4 a	X
<b>b</b> Did the foundation make any investment in a prior year (but after December 31, 1969) that could jeopardize its charitable purpose that had not been removed from jeopardy before the first day of the tax year beginning in 2013? . . . . .	4 b	X

BAA

Form 990-PF (2013)

**Part VII-B Statements Regarding Activities for Which Form 4720 May Be Required (continued)****5 a** During the year did the foundation pay or incur any amount to:

- (1) Carry on propaganda, or otherwise attempt to influence legislation (section 4945(e))?. . . . . ☐ Yes ☒ No
- (2) Influence the outcome of any specific public election (see section 4955), or to carry on, directly or indirectly, any voter registration drive? . . . . . ☐ Yes ☒ No
- (3) Provide a grant to an individual for travel, study, or other similar purposes? . . . . . ☐ Yes ☒ No
- (4) Provide a grant to an organization other than a charitable, etc., organization described in section 509(a)(1), (2), or (3), or section 4940(d)(2)? (see instructions) . . . . . ☐ Yes ☒ No
- (5) Provide for any purpose other than religious, charitable, scientific, literary, or educational purposes, or for the prevention of cruelty to children or animals? . . . . . ☐ Yes ☒ No

**b** If any answer is 'Yes' to 5a(1)-(5), did any of the transactions fail to qualify under the exceptions described in Regulations section 53.4945 or in a current notice regarding disaster assistance (see instructions)? . . . . .**5 b**Organizations relying on a current notice regarding disaster assistance check here . . . . . ☐**c** If the answer is 'Yes' to question 5a(4), does the foundation claim exemption from the tax because it maintained expenditure responsibility for the grant? . . . . .☐ Yes ☐ No

If 'Yes,' attach the statement required by Regulations section 53.4945-5(d)

**6 a** Did the foundation, during the year, receive any funds, directly or indirectly, to pay premiums on a personal benefit contract? . . . . .☐ Yes ☒ No**b** Did the foundation, during the year, pay premiums, directly or indirectly, on a personal benefit contract? . . . . .**6 b**

If 'Yes' to 6b, file Form 8870

**7 a** At any time during the tax year, was the foundation a party to a prohibited tax shelter transaction? . . . . .☐ Yes ☒ No**b** If 'Yes,' did the foundation receive any proceeds or have any net income attributable to the transaction? . . . . .**7 b****Part VIII Information About Officers, Directors, Trustees, Foundation Managers, Highly Paid Employees, and Contractors****1** List all officers, directors, trustees, foundation managers and their compensation (see instructions).

(a) Name and address	(b) Title, and average hours per week devoted to position	(c) Compensation (If not paid, enter -0-)	(d) Contributions to employee benefit plans and deferred compensation	(e) Expense account, other allowances
LUKE P. TRAVIS, ESQ. P. O. BOX 3288 FALL RIVER MA 02722	TRUSTEE 1.00	3,186.	0.	0.

**2** Compensation of five highest-paid employees (other than those included on line 1 — see instructions). If none, enter 'NONE.'

(a) Name and address of each employee paid more than \$50,000	(b) Title, and average hours per week devoted to position	(c) Compensation	(d) Contributions to employee benefit plans and deferred compensation	(e) Expense account, other allowances
NONE				

Total number of other employees paid over \$50,000 . . . . .

None

**Part VIII Information About Officers, Directors, Trustees, Foundation Managers, Highly Paid Employees, and Contractors** (continued)**3 Five highest-paid independent contractors for professional services** (see instructions). If none, enter 'NONE.'

(a) Name and address of each person paid more than \$50,000	(b) Type of service	(c) Compensation
NONE		
Total number of others receiving over \$50,000 for professional services . . . . .		None

**Part IX-A Summary of Direct Charitable Activities**

List the foundation's four largest direct charitable activities during the tax year. Include relevant statistical information such as the number of organizations and other beneficiaries served, conferences convened, research papers produced, etc

	Expenses
1	
2	
3	
4	

**Part IX-B Summary of Program-Related Investments** (see instructions)

Describe the two largest program-related investments made by the foundation during the tax year on lines 1 and 2.	Amount
1	
2	
All other program-related investments See instructions	
3	
Total. Add lines 1 through 3 . . . . .	

BAA

Form 990-PF (2013)



**Part X Minimum Investment Return** (All domestic foundations must complete this part. Foreign foundations, see instructions.)

<b>1</b> Fair market value of assets not used (or held for use) directly in carrying out charitable, etc., purposes		
<b>a</b> Average monthly fair market value of securities . . . . .	<b>1 a</b>	178,565.
<b>b</b> Average of monthly cash balances . . . . .	<b>1 b</b>	16,395.
<b>c</b> Fair market value of all other assets (see instructions) . . . . .	<b>1 c</b>	
<b>d Total</b> (add lines 1a, b, and c) . . . . .	<b>1 d</b>	194,960.
<b>e</b> Reduction claimed for blockage or other factors reported on lines 1a and 1c (attach detailed explanation) . . . . .	<b>1 e</b>	
<b>2</b> Acquisition indebtedness applicable to line 1 assets . . . . .	<b>2</b>	
<b>3</b> Subtract line 2 from line 1d . . . . .	<b>3</b>	194,960.
<b>4</b> Cash deemed held for charitable activities. Enter 1-1/2% of line 3 (for greater amount, see instructions) . . . . .	<b>4</b>	2,924.
<b>5 Net value of noncharitable-use assets.</b> Subtract line 4 from line 3. Enter here and on Part V, line 4 . . . . .	<b>5</b>	192,036.
<b>6 Minimum investment return.</b> Enter 5% of line 5 . . . . .	<b>6</b>	9,602.

**Part XI Distributable Amount** (see instructions) (Section 4942(j)(3) and (j)(5) private operating foundations and certain foreign organizations check here ☐ and do not complete this part.)

<b>1</b> Minimum investment return from Part X, line 6 . . . . .	<b>1</b>	9,602.
<b>2 a</b> Tax on investment income for 2013 from Part VI, line 5 . . . . .	<b>2 a</b>	0.
<b>b</b> Income tax for 2013. (This does not include the tax from Part VI) . . . . .	<b>2 b</b>	
<b>c</b> Add lines 2a and 2b . . . . .	<b>2 c</b>	0.
<b>3</b> Distributable amount before adjustments. Subtract line 2c from line 1 . . . . .	<b>3</b>	9,602.
<b>4</b> Recoveries of amounts treated as qualifying distributions . . . . .	<b>4</b>	
<b>5</b> Add lines 3 and 4 . . . . .	<b>5</b>	9,602.
<b>6</b> Deduction from distributable amount (see instructions) . . . . .	<b>6</b>	
<b>7 Distributable amount</b> as adjusted. Subtract line 6 from line 5. Enter here and on Part XIII, line 1 . . . . .	<b>7</b>	9,602.

**Part XII Qualifying Distributions** (see instructions)

<b>1</b> Amounts paid (including administrative expenses) to accomplish charitable, etc., purposes		
<b>a</b> Expenses, contributions, gifts, etc. — total from Part I, column (d), line 26 . . . . .	<b>1 a</b>	367.
<b>b</b> Program-related investments — total from Part IX-B. . . . .	<b>1 b</b>	
<b>2</b> Amounts paid to acquire assets used (or held for use) directly in carrying out charitable, etc., purposes . . . . .	<b>2</b>	
<b>3</b> Amounts set aside for specific charitable projects that satisfy the		
<b>a</b> Suitability test (prior IRS approval required) . . . . .	<b>3 a</b>	
<b>b</b> Cash distribution test (attach the required schedule) . . . . .	<b>3 b</b>	
<b>4 Qualifying distributions.</b> Add lines 1a through 3b. Enter here and on Part V, line 8, and Part XIII, line 4 . . . . .	<b>4</b>	367.
<b>5</b> Foundations that qualify under section 4940(e) for the reduced rate of tax on net investment income. Enter 1% of Part I, line 27b (see instructions) . . . . .	<b>5</b>	0.
<b>6 Adjusted qualifying distributions.</b> Subtract line 5 from line 4 . . . . .	<b>6</b>	367.

**Note.** The amount on line 6 will be used in Part V, column (b), in subsequent years when calculating whether the foundation qualifies for the section 4940(e) reduction of tax in those years.

**Part XIII Undistributed Income** (see instructions)

	(a) Corpus	(b) Years prior to 2012	(c) 2012	(d) 2013
1 Distributable amount for 2013 from Part XI, line 7 . . . . .				9,602.
2 Undistributed income, if any, as of the end of 2013				
a Enter amount for 2012 only . . . . .				
b Total for prior years 20 , 20 , 20				
3 Excess distributions carryover, if any, to 2013				
a From 2008 . . . . .				
b From 2009 . . . . .				
c From 2010 . . . . .				
d From 2011 . . . . .				
e From 2012 . . . . .				
f Total of lines 3a through e . . . . .				
4 Qualifying distributions for 2013 from Part XII, line 4: \$ 367.				
a Applied to 2012, but not more than line 2a . . . . .				
b Applied to undistributed income of prior years (Election required — see instructions) . . . . .				
c Treated as distributions out of corpus (Election required — see instructions) . . . . .				
d Applied to 2013 distributable amount . . . . .				
e Remaining amount distributed out of corpus . . . . .	367.			
5 Excess distributions carryover applied to 2013 (If an amount appears in column (d), the same amount must be shown in column (a).)				
6 Enter the net total of each column as indicated below:				
a Corpus Add lines 3f, 4c, and 4e. Subtract line 5 . . . . .	367.			
b Prior years' undistributed income Subtract line 4b from line 2b . . . . .		0.		
c Enter the amount of prior years' undistributed income for which a notice of deficiency has been issued, or on which the section 4942(a) tax has been previously assessed . . . . .				
d Subtract line 6c from line 6b Taxable amount — see instructions . . . . .		0.		
e Undistributed income for 2012. Subtract line 4a from line 2a Taxable amount — see instructions . . . . .			0.	
f Undistributed income for 2013 Subtract lines 4d and 5 from line 1. This amount must be distributed in 2014 . . . . .				9,602.
7 Amounts treated as distributions out of corpus to satisfy requirements imposed by section 170(b)(1)(F) or 4942(g)(3) (see instructions) . . . . .				
8 Excess distributions carryover from 2008 not applied on line 5 or line 7 (see instructions) . . . . .	0.			
9 Excess distributions carryover to 2014. Subtract lines 7 and 8 from line 6a . . . . .	367.			
10 Analysis of line 9:				
a Excess from 2009 . . . . .	0.			
b Excess from 2010 . . . . .	0.			
c Excess from 2011 . . . . .	0.			
d Excess from 2012 . . . . .	0.			
e Excess from 2013 . . . . .	367.			

BAA

Form 990-PF (2013)

**Part XIV Private Operating Foundations** (see instructions and Part VII-A, question 9)

N/A

1 a If the foundation has received a ruling or determination letter that it is a private operating foundation, and the ruling is effective for 2013, enter the date of the ruling. . . . .					
b Check box to indicate whether the foundation is a private operating foundation described in section 4942(j)(3) or 4942(j)(5)					
2 a Enter the lesser of the adjusted net income from Part I or the minimum investment return from Part X for each year listed . . . . .	Tax year	Prior 3 years			(e) Total
	(a) 2013	(b) 2012	(c) 2011	(d) 2010	
b 85% of line 2a . . . . .					
c Qualifying distributions from Part XII, line 4 for each year listed . . . . .					
d Amounts included in line 2c not used directly for active conduct of exempt activities . . . . .					
e Qualifying distributions made directly for active conduct of exempt activities. Subtract line 2d from line 2c . . . . .					
3 Complete 3a, b, or c for the alternative test relied upon:					
a 'Assets' alternative test — enter:					
(1) Value of all assets . . . . .					
(2) Value of assets qualifying under section 4942(j)(3)(B)(i) . . . . .					
b 'Endowment' alternative test — enter 2/3 of minimum investment return shown in Part X, line 6 for each year listed . . . . .					
c 'Support' alternative test — enter:					
(1) Total support other than gross investment income (interest, dividends, rents, payments on securities loans (section 512(a)(5)), or royalties) . . . . .					
(2) Support from general public and 5 or more exempt organizations as provided in section 4942(j)(3)(B)(iii) . . . . .					
(3) Largest amount of support from an exempt organization . . . . .					
(4) Gross investment income . . . . .					

**Part XV Supplementary Information** (Complete this part only if the foundation had \$5,000 or more in assets at any time during the year — see instructions.)**1 Information Regarding Foundation Managers:**

a List any managers of the foundation who have contributed more than 2% of the total contributions received by the foundation before the close of any tax year (but only if they have contributed more than \$5,000) (See section 507(d)(2) )

b List any managers of the foundation who own 10% or more of the stock of a corporation (or an equally large portion of the ownership of a partnership or other entity) of which the foundation has a 10% or greater interest.

**2 Information Regarding Contribution, Grant, Gift, Loan, Scholarship, etc, Programs:**

Check here ☒ if the foundation only makes contributions to preselected charitable organizations and does not accept unsolicited requests for funds. If the foundation makes gifts, grants, etc (see instructions) to individuals or organizations under other conditions, complete items 2a, b, c, and d.

a The name, address, and telephone number or e-mail of the person to whom applications should be addressed.

b The form in which applications should be submitted and information and materials they should include:

c Any submission deadlines.

d Any restrictions or limitations on awards, such as by geographical areas, charitable fields, kinds of institutions, or other factors:

**Part XV** Supplementary Information (continued)**3** Grants and Contributions Paid During the Year or Approved for Future Payment

Recipient	If recipient is an individual, show any relationship to any foundation manager or substantial contributor	Foundation status of recipient	Purpose of grant or contribution	Amount
Name and address (home or business)				
<b>a</b> Paid during the year				
<b>Total</b> . . . . .			<b>3 a</b>	
<b>b</b> Approved for future payment				
<b>Total</b> . . . . .			<b>3 b</b>	



<b>Part XVII</b>	<b>Information Regarding Transfers To and Transactions and Relationships With Noncharitable Exempt Organizations</b>
------------------	--

		Yes	No
1	Did the organization directly or indirectly engage in any of the following with any other organization described in section 501(c) of the Code (other than section 501(c)(3) organizations) or in section 527, relating to political organizations?		
a	Transfers from the reporting foundation to a noncharitable exempt organization of:		
	(1) Cash . . . . .	1 a (1)	X
	(2) Other assets . . . . .	1 a (2)	X
b	Other transactions.		
	(1) Sales of assets to a noncharitable exempt organization . . . . .	1 b (1)	X
	(2) Purchases of assets from a noncharitable exempt organization . . . . .	1 b (2)	X
	(3) Rental of facilities, equipment, or other assets . . . . .	1 b (3)	X
	(4) Reimbursement arrangements . . . . .	1 b (4)	X
	(5) Loans or loan guarantees . . . . .	1 b (5)	X
	(6) Performance of services or membership or fundraising solicitations . . . . .	1 b (6)	X
c	Sharing of facilities, equipment, mailing lists, other assets, or paid employees. . . . .	1 c	X

**d** If the answer to any of the above is 'Yes,' complete the following schedule. Column (b) should always show the fair market value of the goods, other assets, or services given by the reporting foundation. If the foundation received less than fair market value in any transaction or sharing arrangement, show in column (d) the value of the goods, other assets, or services received.



[illegible]

**2 a** Is the foundation directly or indirectly affiliated with, or related to, one or more tax-exempt organizations described in section 501(c) of the Code (other than section 501(c)(3)) or in section 527? ☐ Yes ☒ No

**b** If 'Yes,' complete the following schedule.

(a) Name of organization	(b) Type of organization	(c) Description of relationship

Under penalties of perjury, I declare that I have examined this return, including accompanying schedules and statements, and to the best of my knowledge and belief, it is true, correct, and complete. Declaration of preparer (other than taxpayer) is based on all information of which preparer has any knowledge.

Sign Here	 Signature of officer or trustee		5-9-14 Date	TRUSTEE Title	May the IRS discuss this return with the preparer shown below (see instructions)? <input checked="" type="checkbox"/> Yes <input type="checkbox"/> No
	Print/Type preparer's name LORRAINE A. TRAVERS		Preparer's signature  Date 05/08/14	Check <input checked="" type="checkbox"/> if self-employed PTIN P00074814	
Paid Preparer Use Only	Firm's name ▶ LORRAINE A. TRAVERS, CPA		Firm's EIN ▶ 04-2615159		
	Firm's address ▶ 97 HOLLISTER RD. SWANSEA MA 02777		Phone no (508) 336-6162		

Form 990-PF, Page 1, Part I

**Line 16b - Accounting Fees**

Name of Provider	Type of Service Provided	Amount Paid Per Books	Net Investment Income	Adjusted Net Income	Disbursements for Charitable Purposes
LORRAINE TRAVERS	PREP. TAX RET.	475.	427.	427.	48.
Total		<u>475.</u>	<u>427.</u>	<u>427.</u>	<u>48.</u>

Form 990-PF, Page 1, Part I

**Line 16c - Other Professional Fees**

Name of Provider	Type of Service Provided	Amount Paid Per Books	Net Investment Income	Adjusted Net Income	Disbursements for Charitable Purposes
LUKE TRAVIS	TRUSTEE FEES	3,186.	2,867.	2,867.	319.
GENWORTH FINANCIAL TRUST CO	INV. ADV. FEES	3,154.	3,154.	3,154.	
Total		<u>6,340.</u>	<u>6,021.</u>	<u>6,021.</u>	<u>319.</u>

Form 990-PF, Page 2, Part II, Line 10b

**L-10b Stmt**

Line 10b - Investments - Corporate Stock:	End of Year	
	Book Value	Fair Market Value
SEE ATTACHED STATEMENT I	48,702.	49,561.
SEE ATTACHED STATEMENT II	45,773.	50,641.
Total	<u>94,475.</u>	<u>100,202.</u>

Form 990-PF, Page 2, Part II, Line 10c

**L- 10c Stmt**

Line 10c - Investments - Corporate Bonds:	End of Year	
	Book Value	Fair Market Value
SEE ATTACHED STATEMENT II	90,911.	89,156.
Total	<u>90,911.</u>	<u>89,156.</u>

Luke P Travis TTEE  
Jeremiah Gray Trust Fund  
DTD 03/25/2011  
Account Number 1734609

Account Statement  
December 31, 2013

SCHEDULE I

FORM 99C-PF, PAGE 2, PART II, LINE 10(b)  
& 10 (c)

**Account Holdings and Valuations**

Security Name - Symbol	Shares	December 31 Price	December 31 Market Value	Cost Basis*	Unrealized Gain/Loss
<b>Cash and Cash Equivalents</b>					
BlackRock Liquidity T-Fund Mgmt	702 100	1 00	702 10	702 10	0 00
Cash Pending Settlement	89 980	1 00	89 98	89 98	0 00
<b>Equities</b>					
iShares Core S&P 500 ETF - IVV	68 000	185 65	12,624 20	12,507 21	116 99
PowerShares QQQ - QQQ	144 000	87 96	12,666 24	12,376 63	289 61
Guggenheim S&P 500 Equal Weight - RSP	71 000	71 25	5,058 75	5,033 86	24 89
Financial Select Sector SPDR - XLF	183 000	21 86	4,000 38	3,969 52	30 86
Industrial Select Sector SPDR - XLI	97 000	52 26	5,069 22	4,907 78	161 44
Vanguard Growth ETF - VUG	109 000	93 05	10,142 45	9,906 86	235 59
<b>Total</b>			<b>\$50,353.32</b>	<b>\$49,493.94</b>	<b>\$859.38</b>

\*First-In-First-Out (FIFO) is the default method used to calculate cost basis on all securities



Luke P Travis TTEE  
Jeremiah Gray Trust Fund  
DTD 03/25/2011  
Account Number 1734610

Account Statement  
December 31, 2013

FORM 990-PF, PAGE 2, PART II,  
LINES 10 (b) & 10 (c)

SCHEDULE II

**Account Holdings and Valuations**

Security Name - Symbol	Shares	December 31 Price	December 31 Market Value	Cost Basis*	Unrealized Gain/Loss
<b>Cash and Cash Equivalents</b>					
BlackRock Liquidity T-Fund Mgmt	2,999 930	1 00	2,999 93	2,999 93	0 00
Rydex U S Govt Money Market	1,952 270	1 00	1,952 27	1,952 27	0 00
Cash Pending Settlement	104 390	1 00	104 39	104 39	0 00
<b>Equities</b>					
Barclays ETN S&P Dynamic VEQTOR ETN - VQT	86 000	146 12	12,566 32	12,144 92	421 40
iPath S&P 500 VIX Short-Term Futures - VXX	5 000	42 55	212 75	494 80	-282 05
SPDR S&P 500 - SPY	205 000	184 69	37,861 45	33,132 91	4,728 54
<b>Mutual Funds</b>					
Aston/Optimum Mid Cap I - ABMIX	182 290	44 67	8,142 89	6,535 24	1,607 65
Aberdeen Asia Bond Institutional - CSABX	258 241	9 76	2,520 43	2,882 01	-361 58
Driehaus Active Income Fund - LCMAX	1,880 154	10 77	20,249 26	20,562 47	-313 21
Federated Short-Term Income Fund - FSISX	1,068 483	8 57	9,156 90	9,222 20	-65 30
Ramius Strategic Volatility I - RVOIX	625 431	5 21	3,258 50	5,749 91	-2,491 41
Ramius Trading Strat Managed Futures I - RTSIX	353 937	9 81	3,472 12	3,510 44	-38 32
Ramius Dynamic Replication Fund - RDRIX	357 029	9 84	3,513 17	3,433 33	79 84
JPMorgan Core Bond A - PGBOX	115 067	11 48	1,320 97	1,374 24	-53 27
Lazard US Global Listed Infrastructure - GLIFX	230 361	13 13	3,024 64	2,632 57	392 07
PIMCO Low Duration Admin - PLDAX	749 319	10 33	7,740 47	7,839 98	-99 51
PIMCO Investment Grade Corp Bd Admin - PGCAx	126 895	10 24	1,299 40	1,437 72	-138 32
PIMCO Income Administrative - PIINX	858 095	12 26	10,520 24	10,975 03	-454 79
T Rowe Price Int'l Discovery Fund - PRIDX	22 391	55 74	1,248 07	1,099 41	148 66
T Rowe Price Instl Floating Rate - RPIFX	408 656	10 29	4,205 07	4,190 49	14 58
<b>ETF - Fixed Income</b>					
iShares Floating Rate Note Fund - FLOT	187 000	50 72	9,484 64	9,466 83	17 81
<b>Total</b>			<b>\$144,853.88</b>	<b>\$141,741.09</b>	<b>\$3,112.79</b>

\*First-In-First-Out (FIFO) is the default method used to calculate cost basis on all securities

# 2013 Detailed listing of capital gains and losses

Custodian: Genworth Financial Trust Company

Page 1 of 3

FORM 990-PF, PART IV,  
PAGE 3, 1(a) to 1 (d)

Account number  
1734610

SCHEDULE 1

Legal name  
Jeremiah Gray Trust Fund

Tax ID  
45-6213640

Description	Quantity	CUSIP	Date Acquired or Transferred	Date Sold	Proceeds	Cost Basis	Form 9949 Adjustment Code	Wash Sale Loss Disallowed	Realized Gain (or Loss)
<b>Short-Term Transactions for Which Basis Was Reported to the IRS (Covered)</b>									
Aberdeen Asia Bond Institutional	165 468	003021847	Various	06/17/13	\$1 767 20	\$1,845 89		\$0 00	\$-78 69
Aberdeen Asia Bond Institutional	5 592	003021847	01/09/13	11/21/13	57 32	62 57		0 00	-5 25
American Century Real Estate Inv	51 301	025076886	05/20/13	06/17/13	1,269 18	1,404 11	W	134 93	0 00
American Century Real Estate Inv	110 235	025076886	Various	07/08/13	2,694 14	3,164 70		0 00	-470 56
American Century Real Estate Inv	71 974	025076886	05/20/13	07/08/13	1,759 05	1,969 93	W	25 01	-185 87
American Century Real Estate Inv	182 956	025076886	Various	07/09/13	4,535 48	4,764 97		0 00	-229 49
Federated Short Int Total Return Bond SS	315 531	314208508	04/27/12	01/07/13	3,376 18	3,354 09		0 00	22 09
Federated Short Int Total Return Bond SS	6 689	314208508	Various	06/25/13	69 10	71 66		0 00	-2 56
Federated Total Rtrn Govt Instl Svc	11 475	31429A204	Various	01/04/13	132 19	134 96		0 00	-2 77
Federated Total Rtrn Govt Instl Svc	11 681	31429A204	Various	06/14/13	131 06	135 66		0 00	-4 60
Lazard US Global Listed Infrastructure	131 854	52106N459	Various	06/18/13	1,633 67	1,463 27		0 00	170 40
Lazard US Global Listed Infrastructure	215 707	52106N459	Various	06/25/13	2,575 54	2,388 81		0 00	186 73
Lazard US Global Listed Infrastructure	4 987	52106N459	01/09/13	11/21/13	66 03	55 36		0 00	10 67
Market Vectors Gold Miners ETF Merger Fund	81 000	57060U100	04/08/13	04/16/13	2,381 36	2,825 11		0 00	-443 75
Merger Fund	61 817	589509108	08/06/12	01/24/13	972 38	981 04	W	0 51	-8 15
Merger Fund	121 541	589509108	Various	01/25/13	1,914 27	1,929 01		0 00	-14 74
PIMCO Income Administrative	18 518	72201F482	05/22/13	09/05/13	222 59	236 85		0 00	-14 26
PIMCO Income Administrative	19 170	72201F482	05/22/13	11/21/13	235 79	245 18		0 00	-9 39
PIMCO Investment Grade Corp Bd Admin	128 847	722005592	Various	06/25/13	1,350 32	1,456 18		0 00	-105 86
PIMCO Investment Grade Corp Bd Admin	2 820	722005592	05/06/13	11/21/13	29 95	31 95		0 00	-2 00
ProShares UltraPro Short S&P 500	204 000	74348A632	06/21/13	06/25/13	5 197 98	5,190 59		0 00	7 39
SPDR S&P 500	4 000	78462F103	06/25/13	11/21/13	718 59	633 68		0 00	84 91
T Rowe Price Int'l Discovery Fund	0 479	77956H302	04/11/13	11/21/13	26 40	23 48		0 00	2 92
T Rowe Price High Yield Adv	66 097	741481204	Various	05/20/13	479 86	449 45		0 00	30 41
T Rowe Price Instl Floating Rate	9 120	77958B402	02/27/13	11/21/13	93 75	93 48		0 00	0 27
T Rowe Price Short Term Bond Adv	290 550	77957P204	Various	01/16/13	1,406 26	1,406 26		0 00	0 00
T Rowe Price Short Term Bond Adv	44 031	77957P204	Various	06/25/13	210 47	213 65		0 00	-3 18
T Rowe Price U S Bond Index	28 916	741495105	Various	06/25/13	318 08	336 92		0 00	-18 84
Utilities Select Sector SPDR	141 000	81369Y886	05/20/13	05/29/13	5,304 21	5 679 14		0 00	-374 93
iShares Barclays 20+ Yr Trs Bond	13 000	464287432	11/08/12	01/08/13	1,547 52	1,609 01		0 00	-61 49
iShares Dow Jones US Home Construction	137 000	464288752	Various	02/22/13	3,030 45	2,836 64		0 00	193 81
iShares Dow Jones US Home Construction	42 000	464288752	Various	04/08/13	967 23	896 79		0 00	70 44
iShares Dow Jones US Real Estate	52 000	464287739	Various	05/16/13	3,899 78	3,324 43		0 00	575 35
iShares Dow Jones US Real Estate	41 000	464287739	Various	05/17/13	3 072 08	2,642 66		0 00	429 42
iShares Dow Jones US Real Estate	43 000	464287739	Various	05/22/13	3,250 35	2,804 46		0 00	445 89
iShares Dow Jones US Real Estate	24 000	464287739	01/04/13	05/23/13	1,733 15	1,581 12		0 00	152 03
iShares Dow Jones US Home Construction	57 000	464288752	Various	06/21/13	1,232 60	1,260 05		0 00	-27 45
iShares Floating Rate Note Fund	28 000	464298655	07/11/13	08/29/13	1 417 36	1 416 79		0 00	0 57

GWMTP00700220107090000



2013 Detailed listing of capital gains and losses  
Custodian: Genworth Financial Trust Company

Page 2 of 3

Account number 1734610 Legal Name Jeremiah Gray Trust Fund Tax ID 45-6213640

Description	Quantity	CUSIP	Date acquired or transferred	Date Sold	Proceeds	Cost Basis	Form 8949 Adjustment Code	Wash Sale Loss Disallowed	Realized Gain (or Loss)
<b>Short-Term Transactions for Which Basis Was Reported to the IRS (Covered)</b>									
iShares Floating Rate Note Fund	25 000	46429B655	Various	10/09/13	1 266 23	1,265 11		0 00	1 12
iShares Floating Rate Note Fund	4 000	46429B655	07/12/13	11/21/13	202 59	202 44		0 00	0 15
<b>Total Short-Term Covered:</b>					<b>62,547.74</b>	<b>62,387.45</b>		<b>160.45</b>	<b>320.74</b>
<b>Short-Term Transactions for Which Basis Was Not Reported to the IRS (Noncovered)</b>									
Barclays ETN S&P Dynamic VEQTOR ETN	2 000	06740C337	06/14/13	10/09/13	276 18	282 44		0 00	-6 26
Barclays ETN S&P Dynamic VEQTOR ETN	1 000	06740C337	06/14/13	11/21/13	143 79	141 22		0 00	2 57
iPath S&P 500 VIX Short-Term Futures	138 000	06740C188	06/25/13	07/09/13	2,443 30	3,085 15		0 00	-641 85
iPath S&P 500 VIX Short-Term Futures	77 000	06740C188	06/25/13	09/04/13	1,259 88	1,721 42		0 00	-461 54
iPath S&P 500 VIX Short-Term Futures	100 000	06740C188	06/25/13	10/14/13	1 455 11	2 235 62	W	780 51	0 00
iPath S&P 500 VIX Short-Term Futures	154 000	06740C188	Various	10/18/13	1,968 08	3 568 51		0 00	-1,600 43
iPath Seasonal Natural Gas ETN	44 000	06740P239	11/14/12	02/22/13	1,254 43	1,389 65	W	27 66	-107 56
iPath Seasonal Natural Gas ETN	42 000	06740P239	Various	04/08/13	1,350 88	1,266 23		0 00	84 65
iPath Seasonal Natural Gas ETN	85 000	06740P239	Various	05/31/13	2,643 44	2,714 08		0 00	-70 64
<b>Total Short-Term Noncovered:</b>					<b>12,795 09</b>	<b>16,404.32</b>		<b>808 17</b>	<b>-2,801 06</b>
<b>Total Short-Term:</b>					<b>75,342.83</b>	<b>78,791.77</b>		<b>968 62</b>	<b>-2,480.32</b>
<b>Long-Term Transactions for Which Basis Was Reported to the IRS (Covered)</b>									
Aberdeen Asia Bond Institutional	0 166	003021847	03/19/12	06/17/13	1 77	1 85		0 00	-0 08
Federated Short Int Total Return Bond SS	286 147	31420B508	04/27/12	06/14/13	3,030 30	3 041 74		0 00	-11 44
Federated Short Int Total Return Bond SS	276 638	31420B508	Various	06/25/13	2 857 67	2,938 52		0 00	-80 85
Federated Short-Term Income Fund	59 657	31420C308	Various	06/14/13	515 44	514 84		0 00	0 60
Federated Short-Term Income Fund	224 242	31420C308	04/04/12	06/25/13	1,926 24	1,935 21		0 00	-8 97
Federated Short-Term Income Fund	23 870	31420C308	04/04/12	11/21/13	205 04	205 99		0 00	-0 95
Federated Total Rtrn Govt Instl Svc	115 182	31429A204	04/05/12	05/06/13	1 326 90	1,349 93		0 00	-23 03
Federated Total Rtrn Govt Instl Svc	385 157	31429A204	Various	06/14/13	4,321 46	4,537 71		0 00	-216 25
JPMorgan Core Bond A	8 512	4812C0357	Various	06/17/13	100 87	101 44		0 00	-0 57
JPMorgan Core Bond A	225 050	4812C0357	Various	06/25/13	2 621 83	2 673 31		0 00	-51 48
JPMorgan Core Bond A	2 538	4812C0357	04/09/12	11/21/13	29 57	30 22	W	0 16	-0 49
PIMCO Investment Grade Corp Bd Admin	65 664	722005592	Various	06/25/13	688 16	697 41		0 00	-9 25
PIMCO Low Duration Admin	226 476	693390767	Various	06/25/13	2,307 79	2,352 71		0 00	-44 92
PIMCO Low Duration Admin	419 153	693390767	Various	07/08/13	4,279 55	4 359 63		0 00	-80 08
PIMCO Low Duration Admin	16 734	693390767	04/05/12	11/21/13	174 03	174 20		0 00	-0 17
Ramius Strategic Volatility I	13 970	461418147	10/25/12	11/21/13	75 58	139 70		0 00	-64 12
T Rowe Price High Yield Adv	246 966	741481204	01/13/12	02/27/13	1,738 64	1,615 16		0 00	123 48
T Rowe Price High Yield Adv	322 314	741481204	Various	03/04/13	2,275 54	2,135 47		0 00	140 07
T Rowe Price High Yield Adv	744 497	741481204	Various	05/20/13	5,405 05	4,953 81		0 00	451 24
T Rowe Price Short Term Bond Adv	1,358 739	77957P204	Various	05/06/13	6,562 71	6,576 30		0 00	-13 59
T Rowe Price Short Term Bond Adv	1,235 747	77957P204	Various	05/22/13	5,968 66	5,985 42		0 00	-16 76
T Rowe Price Short Term Bond Adv	865 927	77957P204	Various	06/25/13	4,139 13	4,196 38		0 00	-57 25
T Rowe Price U S Bond Index	9 870	741495105	Various	06/14/13	111 14	114 03		0 00	-2 89
T Rowe Price U S Bond Index	237 779	741495105	Various	06/25/13	2,615 57	2 740 91		0 00	-125 34
<b>Total Long-Term Covered:</b>					<b>53,278.64</b>	<b>53,371.89</b>		<b>0.16</b>	<b>-93.09</b>

## 2013 Detailed listing of capital gains and losses

Custodian: Genworth Financial Trust Company

Page 3 of 3

Account number  
1734610Legal Name  
Jeremiah Gray Trust  
FundTax ID  
45-6213640

Description	Quantity	CUSIP	Date acquired or transferred	Date Sold	Proceeds	Cost Basis	Form 8949 Adjustment Code	Wash Sale Loss Disallowed	Realized Gain (or Loss)
<b>Long-Term Transactions for Which Basis Was Not Reported to the IRS (Noncovered)</b>									
Aberdeen Asia Bond Institutional	257.814	003021847	Various	06/17/13	2,753.45	2,711.39		0.00	42.06
Aston/Optimum Mid Cap I	3.681	00078H158	10/13/11	11/21/13	172.50	103.84		0.00	68.66
Driehaus Active Income Fund	22.314	262028855	04/20/11	06/14/13	240.77	250.58	W	9.81	0.00
Driehaus Active Income Fund	41.981	262028855	04/20/11	11/21/13	452.98	471.45		0.00	-18.47
Federated Total Rtrn Govt Instl Svc	18.900	31429A204	Various	01/04/13	217.73	222.90		0.00	-5.17
Federated Total Rtrn Govt Instl Svc	7.389	31429A204	11/11/11	01/04/13	85.12	87.19	W	2.07	0.00
Federated Total Rtrn Govt Instl Svc	135.612	31429A204	11/17/11	01/04/13	1,562.25	1,607.00	W	1.74	-43.01
GLG International Small Cap	127.275	36179P202	Various	04/11/13	1,169.39	1,320.56		0.00	-151.17
JPMorgan Core Bond A	53.967	4812C0357	10/05/11	01/07/13	649.22	638.97		0.00	10.25
JPMorgan Core Bond A	105.793	4812C0357	Various	01/08/13	1,273.75	1,250.87		0.00	22.88
JPMorgan Core Bond A	79.894	4812C0357	10/06/11	01/09/13	962.72	944.35		0.00	18.37
JPMorgan Core Bond A	93.803	4812C0357	Various	01/11/13	1,130.33	1,108.36		0.00	21.97
JPMorgan Core Bond A	248.738	4812C0357	Various	06/17/13	2,947.54	2,936.73		0.00	10.81
PIMCO Investment Grade Corp Bd Admin	264.074	722005592	Various	06/14/13	2,873.13	2,779.41		0.00	93.72
PIMCO Investment Grade Corp Bd Admin	135.593	722005592	Various	06/25/13	1,421.01	1,441.47		0.00	-20.46
Ramius Dynamic Replication Fund	17.558	461418717	10/04/11	06/14/13	170.66	166.63		0.00	4.03
Ramius Dynamic Replication Fund	7.784	461418717	10/04/11	11/21/13	77.14	73.87		0.00	3.27
Ramius Trading Strat Managed Futures I	7.857	461418394	09/16/11	11/21/13	75.11	78.57		0.00	-3.46
T Rowe Price High Yield Adv	146.236	741481204	Various	02/27/13	1,029.50	930.36		0.00	99.14
T Rowe Price U S Bond Index	294.724	741495105	Various	01/04/13	3,383.43	3,330.15		0.00	53.28
T Rowe Price U S Bond Index	259.970	741495105	Various	06/14/13	2,927.26	2,954.65		0.00	-27.39
<b>Total Long-Term Noncovered</b>					<b>25,574.99</b>	<b>25,409.30</b>		<b>13.62</b>	<b>179.31</b>
<b>Total Long-Term:</b>					<b>78,853.63</b>	<b>78,781.19</b>		<b>13.78</b>	<b>86.22</b>

C:\WMT\007\002201080900000



# 2013 Detailed listing of capital gains and losses

Custodian: Genworth Financial Trust Company

Page 1 of 3

FORM 990-PF, PART IV, PAGE 3,  
1 (d)

Account number  
1734609

Financial Advisor

Legal name  
Jeremiah Gray Trust Fund

SCHEDULE 2

Tax ID  
45-6213640

Description	Quantity	CUSIP	Date Acquired or Transferred	Date Sold	Proceeds	Cost Basis	Form 8949 Adjustment Code	Wash Sale Loss Disallowed	Realized Gain (or Loss)
<b>Short-Term Transactions for Which Basis Was Reported to the IRS (Covered)</b>									
Consumer Discretionary SPDR	1 000	81369Y407	04/25/13	05/08/13	\$56 18	\$54 66		\$0 00	\$1 52
Consumer Discretionary SPDR	1 000	81369Y407	04/25/13	05/29/13	57 33	54 66		0 00	2 67
Consumer Discretionary SPDR	90 000	81369Y407	Various	06/05/13	4,981 55	5,005 23		0 00	-23 68
Consumer Discretionary SPDR	85 000	81369Y407	Various	08/15/13	4,955 63	4,965 02		0 00	-9 39
Consumer Discretionary SPDR	77 000	81369Y407	Various	12/18/13	5,009 15	4,897 71		0 00	111 44
Consumer Staples Select Sector SPDR	62 000	81369Y308	Various	05/09/13	2,546 01	2,542 90		0 00	3 11
Consumer Staples Select Sector SPDR	34 000	81369Y308	10/31/13	12/12/13	1,440 32	1,444 29		0 00	-3 97
Energy Select Sector SPDR	30 000	81369Y506	Various	10/03/13	2,485 96	2,525 33		0 00	-39 37
Financial Select Sector SPDR	5 000	81369Y605	12/19/12	02/28/13	88 51	82 81		0 00	5 70
Financial Select Sector SPDR	284 000	81369Y605	Various	04/05/13	5,085 96	4 712 24		0 00	373 72
Financial Select Sector SPDR	3 000	81369Y605	05/09/13	05/21/13	60 22	57 82		0 00	2 40
Financial Select Sector SPDR	1 000	81369Y605	05/09/13	05/28/13	19 93	19 27		0 00	0 66
Financial Select Sector SPDR	4 000	81369Y605	05/09/13	05/30/13	80 78	77 10		0 00	3 68
Financial Select Sector SPDR	257 000	81369Y605	Various	06/13/13	5,031 21	4,941 56		0 00	89 65
Financial Select Sector SPDR	1 000	81369Y605	07/09/13	07/10/13	19 96	20 10	W	0 14	0 00
Financial Select Sector SPDR	4 000	81369Y605	07/09/13	07/29/13	81 86	80 40		0 00	1 46
Financial Select Sector SPDR	121 000	81369Y605	Various	05/07/13	2,472 31	2,432 13		0 00	40 18
Financial Select Sector SPDR	124 000	81369Y605	07/11/13	08/12/13	2 517 49	2,497 71		0 00	19 78
Guggenheim S&P 500 Equal Weight	5 000	78355W106	12/10/12	02/28/13	288 57	264 63		0 00	23 94
Guggenheim S&P 500 Equal Weight	3 000	78355W106	12/10/12	04/12/13	180 38	158 77		0 00	21 61
Guggenheim S&P 500 Equal Weight	171 000	78355W106	Various	04/17/13	10,017 20	9,214 16		0 00	803 04
Guggenheim S&P 500 Equal Weight	65 000	78355W106	05/30/13	06/05/13	3,986 48	4,115 80		0 00	-129 32
Guggenheim S&P 500 Equal Weight	76 000	78355W106	09/16/13	10/08/13	4,892 81	5 017 25		0 00	-124 44
Health Care Select Sector SPDR	54 000	81369Y209	Various	05/08/13	2 565 92	2 570 89		0 00	-4 97
Health Care Select Sector SPDR	49 000	81369Y209	07/29/13	08/16/13	2,421 07	2 501 30		0 00	-80 23
Industrial Select Sector SPDR	4 000	81369Y704	12/19/12	02/28/13	164 81	153 63		0 00	11 18
Industrial Select Sector SPDR	60 000	81369Y704	Various	03/25/13	2,469 26	2,302 99		0 00	166 27
Industrial Select Sector SPDR	62 000	81369Y704	Various	04/05/13	2,527 32	2 380 79		0 00	146 53
Industrial Select Sector SPDR	54 000	81369Y704	09/16/13	10/08/13	2,462 08	2,530 87		0 00	-68 79
Materials Select Sector SPDR	59 000	81369Y100	09/13/13	10/03/13	2,470 29	2,490 39		0 00	-20 10
MidCap SPDRs	1 000	78467Y107	12/07/12	02/28/13	201 97	182 78		0 00	19 19
MidCap SPDRs	18 000	78467Y107	Various	03/04/13	3,598 96	3,298 50		0 00	300 46
MidCap SPDRs	19 000	78467Y107	12/10/12	04/16/13	3,891 96	3,495 81		0 00	396 15
MidCap SPDRs	23 000	78467Y107	07/09/13	08/15/13	5 068 05	5 026 18		0 00	41 87
MidCap SPDRs	21 000	78467Y107	10/21/13	12/18/13	4,996 48	4,925 70		0 00	70 78
PowerShares DB US Dollar Index Bullish	110 000	73936D107	Various	07/17/13	2,458 17	2,513 60		0 00	-55 43
PowerShares QQQ	36 000	73935A104	01/03/13	02/26/13	2,384 39	2,420 55		0 00	-36 16
PowerShares QQQ	37 000	73935A104	04/12/13	04/18/13	2,496 76	2,585 08		0 00	-88 32
PowerShares QQQ	105 000	73935A104	Various	06/06/13	7,516 53	7,797 72		0 00	-281 19
PowerShares QQQ	133 000	73935A104	Various	08/19/13	10,040 28	10,026 32		0 00	13 96
PowerShares QQQ	63 000	73935A104	10/03/13	10/09/13	4,854 32	4,954 36		0 00	-100 04
PowerShares S&P 500 Low Volatility	79 000	73937B779	03/04/13	05/08/13	2,532 87	2,366 95		0 00	165 92
PowerShares S&P 500 Low Volatility	79 000	73937B779	Various	05/09/13	2 523 50	2 434 49		0 00	89 01
PowerShares S&P 500 Low Volatility	79 000	73937B779	Various	05/21/13	2,563 67	2 530 47		0 00	33 20
PowerShares S&P 500 Low Volatility	81 000	73937B779	Various	05/28/13	2,573 14	2,595 42		0 00	-22 28

GWMTP00700220007090000



2013 Detailed listing of capital gains and losses  
Custodian: Genworth Financial Trust Company

Page 2 of 3

					Account number	Legal Name	Tax ID		
					1734609	Jeremiah Gray Trust Fund	45-6213640		
Description	Quantity	CUSIP	Date acquired or transferred	Date Sold	Proceeds	Cost Basis	Form 8949 Adjustment Code	Wash Sale Loss Disallowed	Realized Gain (or Loss)
<b>Short-Term Transactions for Which Basis Was Reported to the IRS (Covered)</b>									
SPDR Dow Jones Industrial Average	70 000	78467X109	Various	04/22/13	10,146 51	10,117 41		0 00	29 10
SPDR Dow Jones Industrial Average	67 000	78467X109	Various	06/06/13	9,964 37	10,302 50		0 00	-338 13
SPDR Dow Jones Industrial Average	31 000	78467X109	11/14/13	12/13/13	4,891 89	4,917 85		0 00	-25 96
SPDR Euro Stoxx 50	120 000	78463X202	10/21/13	11/09/13	4,774 07	4,980 95		0 00	-106 88
SPDR S&P 500	1 000	78462F103	05/02/13	05/21/13	167 50	159 73		0 00	7 77
SPDR S&P 500	78 000	78462F103	Various	06/05/13	12,613 38	12,570 04		0 00	43 34
SPDR S&P 500	1 000	78462F103	07/09/13	07/11/13	166 84	165 03		0 00	1 81
SPDR S&P 500	75 000	78462F103	Various	08/19/13	12,425 61	12,429 37		0 00	-3 76
SPDR S&P 500	1 000	78462F103	10/21/13	11/14/13	179 07	174 29		0 00	4 78
SPDR S&P 500	83 000	78462F103	10/21/13	12/18/13	14,918 23	14,465 85		0 00	452 38
Technology Select Sector SPDR	1 000	81369Y803	05/08/13	05/28/13	31 86	31 56		0 00	0 30
Technology Select Sector SPDR	162 000	81369Y803	Various	06/06/13	5 057 77	5 122 52		0 00	-64 75
Technology Select Sector SPDR	3 000	81369Y803	10/22/13	11/14/13	102 57	100 32		0 00	2 25
Technology Select Sector SPDR	143 000	81369Y803	10/22/13	12/18/13	4,923 82	4,781 82		0 00	142 00
Utilities Select Sector SPDR	63 000	81369Y886	Various	05/09/13	2,510 07	2,584 95		0 00	-74 88
Vanguard FTSE European ETF	92 000	922042874	09/13/13	10/09/13	4,933 13	4,958 67		0 00	-25 54
Vanguard Information Technology ETF	62 000	92204A702	09/12/13	10/09/13	4,917 74	4,990 94		0 00	-73 20
Vanguard MSCI EAFE ETF	119 000	921943858	10/22/13	11/13/13	4,794 10	4,939 89		0 00	-145 79
Vanguard S&P 500	178 000	922908413	Various	04/18/13	12,601 62	12,496 42		0 00	105 20
WisdomTree Japan Hedged Equity	2 000	97717VW851	12/13/12	01/03/13	75 60	68 46		0 00	7 14
WisdomTree Japan Hedged Equity	2 000	97717VW851	12/13/12	02/28/13	81 93	68 46		0 00	13 47
WisdomTree Japan Hedged Equity	62 000	97717VW851	12/13/12	04/01/13	2,556 89	2,122 25		0 00	434 64
WisdomTree Japan Hedged Equity	1 000	97717VW851	04/24/13	05/08/13	48 72	48 06		0 00	0 66
WisdomTree Japan Hedged Equity	3 000	97717VW851	04/24/13	05/21/13	158 83	144 16		0 00	14 67
WisdomTree Japan Hedged Equity	50 000	97717VW851	Various	05/23/13	2,481 00	2 407 92		0 00	73 08
WisdomTree Japan Hedged Equity	105 000	97717VW851	Various	07/26/13	4,820 89	5,027 06		0 00	-206 17
iShares Core S&P 500 ETF	34 000	464287200	09/12/13	10/08/13	5,671 22	5,782 37	W	29 42	-81 73
iShares Core S&P 500 ETF	33 000	464287200	Various	10/09/13	5,508 48	5,656 21		0 00	-147 73
iShares Dow Jones US Real Estate	35 000	464287739	04/25/13	05/28/13	2,499 01	2,545 43		0 00	-46 42
iShares Dow Jones US Healthcare Provider	17 000	464288828	07/11/13	03/15/13	1,467 43	1,474 92		0 00	-7 49
iShares High Dividend Equity	37 000	464298663	03/25/13	05/09/13	2,523 77	2,382 06		0 00	141 71
iShares High Dividend Equity	37 000	464298663	Various	05/21/13	2,563 05	2,480 56		0 00	82 49
iShares High Dividend Equity	1 000	464298663	04/12/13	05/29/13	68 92	67 19		0 00	1 73
iShares High Dividend Equity	37 000	464298663	Various	05/30/13	2,521 18	2,511 10		0 00	10 08
iShares MSCI Emerging Markets	2 000	464287234	12/10/12	01/03/13	90 50	86 19		0 00	4 31
iShares MSCI Emerging Markets	54 000	464287234	12/10/12	01/25/13	2,378 93	2,327 12		0 00	51 81
iShares MSCI Emerging Markets	54 000	464287234	12/10/12	01/28/13	2,365 52	2,327 11		0 00	38 41
iShares MSCI Emerging Markets	34 000	464287234	10/22/13	10/31/13	1,450 77	1,487 08		0 00	-36 31
iShares MSCI EAFE Index	127 000	464287465	Various	02/21/13	7,300 20	7,050 18		0 00	250 02
iShares MSCI EAFE Index	1 000	464287465	04/25/13	05/09/13	62 90	61 22		0 00	1 68
iShares MSCI EAFE Index	67 000	464287465	Various	05/30/13	4,107 92	4,118 91		0 00	-10 99
iShares MSCI EAFE Index	79 000	464287465	Various	10/09/13	4,971 97	4,979 73		0 00	-7 76
iShares MSCI Japan Index	244 000	464286848	11/29/12	01/17/13	2,394 92	2,280 08		0 00	114 84
iShares MSCI Japan Index	2 000	464286848	04/24/13	05/02/13	23 32	23 09		0 00	0 23
iShares MSCI Japan Index	1 000	464286848	04/24/13	05/08/13	11 83	11 55		0 00	0 28
iShares MSCI Japan Index	1 000	464286848	04/24/13	05/09/13	11 76	11 54		0 00	0 22
iShares MSCI Japan Index	2 000	464286848	04/24/13	05/21/13	24 53	23 10		0 00	1 43
iShares MSCI Japan Index	215 000	464286848	Various	05/23/13	2,458 83	2,490 16		0 00	-31 33
iShares Russell 1000 Growth Index	64 000	464287614	09/12/13	10/08/13	4 921 53	4,991 35		0 00	-69 82
iShares Russell 1000 Index	25 000	464287622	10/22/13	12/18/13	2 508 81	2,453 97		0 00	54 84
iShares Russell 2000 Index	17 000	464287655	01/03/13	04/08/13	1,559 25	1,482 20		0 00	77 05
iShares Russell 2000 Growth	24 000	464287648	01/17/13	04/08/13	2,499 60	2 414 40		0 00	85 20

## 2013 Detailed listing of capital gains and losses

Custodian: Genworth Financial Trust Company

Page 3 of 3

Account number  
1734609Legal Name  
Jeremiah Gray Trust  
FundTax ID  
45-6213640

Description	Quantity	CUSIP	Date acquired or transferred	Date Sold	Proceeds	Cost Basis	Form 8949 Adjustment Code	Wash Sale Loss Disallowed	Realized Gain (or Loss)
<b>Short-Term Transactions for Which Basis Was Reported to the IRS (Covered)</b>									
iShares Russell 2000 Growth	1 000	464287648	07/09/13	07/10/13	116 72	116 61		0 00	0 11
iShares Russell 2000 Value	28 000	464287630	07/10/13	08/07/13	2,540 96	2,495 77		0 00	45 19
iShares Russell 2000 Index	49 000	464287655	Various	08/15/13	4,997 96	4,936 36		0 00	61 60
iShares Russell 2000 Growth	21 000	464287648	07/09/13	08/16/13	2,487 53	2,448 80		0 00	38 73
iShares Russell 2000 Index	44 000	464287655	10/22/13	10/31/13	4,823 69	4,873 26		0 00	-49 57
iShares S&P 100 Index	67 000	464287101	08/07/13	08/15/13	5,001 48	5,090 02		0 00	-88 54
iShares S&P 100 Index	62 000	464287101	Various	12/17/13	4,945 68	4,889 31		0 00	56 37
iShares S&P Global 100 Index	36 000	464287572	01/25/13	02/21/13	2,371 98	2,421 06		0 00	-49 08
iShares S&P Small Cap 600 Barra Growth	47 000	464287887	09/13/13	10/09/13	4,974 33	5,007 76		0 00	-33 43
iShares iBoxx \$ Invest Grade Corp Bd	21 000	464287242	05/02/13	05/10/13	2,525 04	2,570 36		0 00	-45 32
<b>Total Short-Term Covered:</b>					<b>346,233 13</b>	<b>343,710 95</b>		<b>29.56</b>	<b>2,551.74</b>
<b>Total Short-Term:</b>					<b>346,233 13</b>	<b>343,710.95</b>		<b>29.56</b>	<b>2,551.74</b>

G:\WMTP007\0220\0080900000

