



See a Social Security Number? Say Something!  
Report Privacy Problems to <https://public.resource.org/privacy>  
Or call the IRS Identity Theft Hotline at 1-800-908-4490



Department of the Treasury Internal Revenue Service

Do not enter Social Security numbers on this form as it may be made public. Information about Form 990-PF and its separate instructions is at www.irs.gov/form990pf

Open to Public Inspection

For calendar year 2013 or tax year beginning 2013, and ending 20

ENVELOPE DATE MAY 05 2014

Name of foundation THE JACOB SILVERMAN CHARITABLE TRUST
P20403005
10 S DEARBORN IL1-0117
CHICAGO, IL 60603
G Check all that apply: Initial return, Final return, Address change
H Check type of organization: Section 501(c)(3) exempt private foundation
I Fair market value of all assets at end of year (from Part II, col. (c), line 16) \$ 2,790,817
J Accounting method: X Cash Accrual Other (specify)

Table with 5 columns: (a) Revenue and expenses per books, (b) Net investment income, (c) Adjusted net income, (d) Disbursements for charitable purposes (cash basis only). Rows include contributions, dividends, gross rents, net gain, other income, and total operating and administrative expenses.

RECEIVED SOCIAL SECURITY ADMINISTRATION MAY 09 2014 OGDEN, UT

UNSCANNED OPERATING AND ADMINISTRATIVE EXPENSES 4/10/14 11 AM

Part II Balance Sheets		Attached schedules and amounts in the description column should be for end-of-year amounts only (See instructions)		Beginning of year	End of year	
		(a) Book Value	(b) Book Value	(c) Fair Market Value		
Assets	1	Cash - non-interest-bearing . . . . .		48,036.	8,200.	8,200.
	2	Savings and temporary cash investments . . . . .		147,976.	152,597.	152,597.
	3	Accounts receivable ▶ . . . . .				
		Less: allowance for doubtful accounts ▶ . . . . .				
	4	Pledges receivable ▶ . . . . .				
		Less: allowance for doubtful accounts ▶ . . . . .				
	5	Grants receivable . . . . .				
	6	Receivables due from officers, directors, trustees, and other disqualified persons (attach schedule) (see instructions) . . . . .				
	7	Other notes and loans receivable (attach schedule) ▶ . . . . .				
		Less: allowance for doubtful accounts ▶ . . . . .	NONE			
	8	Inventories for sale or use . . . . .				
	9	Prepaid expenses and deferred charges . . . . .				
	10 a	Investments - U.S. and state government obligations (attach schedule) . . . . .				
	b	Investments - corporate stock (attach schedule) . . . . .		1,014,716.	1,233,714.	1,511,504.
	c	Investments - corporate bonds (attach schedule) . . . . .		1,073,146.	821,879.	796,433.
	11	Investments - land, buildings, and equipment basis . . . . .				
	Less: accumulated depreciation (attach schedule) ▶ . . . . .					
12	Investments - mortgage loans . . . . .					
13	Investments - other (attach schedule) . . . . .		331,397.	326,430.	322,083.	
14	Land, buildings, and equipment basis . . . . .					
	Less: accumulated depreciation (attach schedule) ▶ . . . . .					
15	Other assets (describe ▶ . . . . .)					
16	<b>Total assets</b> (to be completed by all filers - see the instructions. Also, see page 1, item I) . . . . .		2,615,271.	2,542,820.	2,790,817.	
Liabilities	17	Accounts payable and accrued expenses . . . . .				
	18	Grants payable . . . . .				
	19	Deferred revenue . . . . .				
	20	Loans from officers, directors, trustees, and other disqualified persons . . . . .				
	21	Mortgages and other notes payable (attach schedule) . . . . .				
	22	Other liabilities (describe ▶ . . . . .)				
23	<b>Total liabilities</b> (add lines 17 through 22) . . . . .				NONE	
Net Assets or Fund Balances	Foundations that follow SFAS 117, check here ▶ <input type="checkbox"/> and complete lines 24 through 26 and lines 30 and 31.					
	24	Unrestricted . . . . .				
	25	Temporarily restricted . . . . .				
	26	Permanently restricted . . . . .				
	Foundations that do not follow SFAS 117, . . . ▶ <input checked="" type="checkbox"/> check here and complete lines 27 through 31.					
	27	Capital stock, trust principal, or current funds . . . . .		2,615,271.	2,542,820.	
	28	Paid-in or capital surplus, or land, bldg, and equipment fund . . . . .				
	29	Retained earnings, accumulated income, endowment, or other funds . . . . .				
30	<b>Total net assets or fund balances</b> (see instructions) . . . . .		2,615,271.	2,542,820.		
31	<b>Total liabilities and net assets/fund balances</b> (see instructions) . . . . .		2,615,271.	2,542,820.		

**Part III Analysis of Changes in Net Assets or Fund Balances**

1	Total net assets or fund balances at beginning of year - Part II, column (a), line 30 (must agree with end-of-year figure reported on prior year's return) . . . . .	1	2,615,271.
2	Enter amount from Part I, line 27a . . . . .	2	-72,454.
3	Other increases not included in line 2 (itemize) ▶ PRIOR PERIOD ADJUSTMENT . . . . .	3	3.
4	Add lines 1, 2, and 3 . . . . .	4	2,542,820.
5	Decreases not included in line 2 (itemize) ▶ . . . . .	5	
6	<b>Total net assets or fund balances at end of year</b> (line 4 minus line 5) - Part II, column (b), line 30 . . . . .	6	2,542,820.

**Part IV Capital Gains and Losses for Tax on Investment Income**

(a) List and describe the kind(s) of property sold (e.g., real estate, 2-story brick warehouse; or common stock, 200 shs. MLC Co.)				(b) How acquired P - Purchase D - Donation	(c) Date acquired (mo, day, yr)	(d) Date sold (mo, day, yr.)
<b>1a PUBLICLY TRADED SECURITIES</b>						
<b>b</b>						
<b>c</b>						
<b>d</b>						
<b>e</b>						
(e) Gross sales price	(f) Depreciation allowed (or allowable)	(g) Cost or other basis plus expense of sale	(h) Gain or (loss) (e) plus (f) minus (g)			
<b>a</b> 546,189.		534,071.	12,118.			
<b>b</b>						
<b>c</b>						
<b>d</b>						
<b>e</b>						
Complete only for assets showing gain in column (h) and owned by the foundation on 12/31/69			(l) Gains (Col. (h) gain minus col. (k), but not less than -0-) or Losses (from col. (h))			
(i) F.M.V. as of 12/31/69	(j) Adjusted basis as of 12/31/69	(k) Excess of col. (i) over col (j), if any				
<b>a</b>			12,118.			
<b>b</b>						
<b>c</b>						
<b>d</b>						
<b>e</b>						
<b>2 Capital gain net income or (net capital loss)</b>				2	12,118.	
{ If gain, also enter in Part I, line 7 If (loss), enter -0- in Part I, line 7 }						
<b>3 Net short-term capital gain or (loss) as defined in sections 1222(5) and (6):</b>				3		
If gain, also enter in Part I, line 8, column (c) (see instructions). If (loss), enter -0- in Part I, line 8						

**Part V Qualification Under Section 4940(e) for Reduced Tax on Net Investment Income**

(For optional use by domestic private foundations subject to the section 4940(a) tax on net investment income.)

If section 4940(d)(2) applies, leave this part blank.

Was the foundation liable for the section 4942 tax on the distributable amount of any year in the base period?  Yes  No  
 If "Yes," the foundation does not qualify under section 4940(e). Do not complete this part.

**1 Enter the appropriate amount in each column for each year; see the instructions before making any entries.**

(a) Base period years Calendar year (or tax year beginning in)	(b) Adjusted qualifying distributions	(c) Net value of noncharitable-use assets	(d) Distribution ratio (col (b) divided by col (c))
2012	101,235.	2,595,639.	0.039002
2011	1,862.	2,503,243.	0.000744
2010			
2009			
2008			
<b>2 Total of line 1, column (d)</b>			0.039746
<b>3 Average distribution ratio for the 5-year base period - divide the total on line 2 by 5, or by the number of years the foundation has been in existence if less than 5 years</b>			0.019873
<b>4 Enter the net value of noncharitable-use assets for 2013 from Part X, line 5</b>			2,716,192.
<b>5 Multiply line 4 by line 3</b>			53,979.
<b>6 Enter 1% of net investment income (1% of Part I, line 27b)</b>			517.
<b>7 Add lines 5 and 6</b>			54,496.
<b>8 Enter qualifying distributions from Part XII, line 4</b>			127,224.

If line 8 is equal to or greater than line 7, check the box in Part VI, line 1b, and complete that part using a 1% tax rate. See the Part VI instructions.

Part VI Excise Tax Based on Investment Income (Section 4940(a), 4940(b), 4940(e), or 4948 - see instructions)

Table with 11 rows for excise tax calculations. Includes categories like 'Exempt operating foundations', 'Domestic foundations', 'Tax under section 511', and 'Credits/Payments'. Total amount owed is 43, with 43 refunded.

Part VII-A Statements Regarding Activities

Table with 10 rows for activity statements. Columns include question number, 'Yes', and 'No'. Questions cover political influence, tax on political expenditures, and substantial contributors.

Part VII-A Statements Regarding Activities (continued)

11 At any time during the year, did the foundation, directly or indirectly, own a controlled entity within the meaning of section 512(b)(13)? If "Yes," attach schedule (see instructions) . . . . . 11 X
12 Did the foundation make a distribution to a donor advised fund over which the foundation or a disqualified person had advisory privileges? If "Yes," attach statement (see instructions) . . . . . 12 X
13 Did the foundation comply with the public inspection requirements for its annual returns and exemption application? . . . . . 13 X
Website address N/A
14 The books are in care of JPMorgan Chase Bank, NA Telephone no. (866) 888-5157
Located at 10 S DEARBORN ST, FL 21, CHICAGO, IL ZIP+4 60603
15 Section 4947(a)(1) nonexempt charitable trusts filing Form 990-PF in lieu of Form 1041 - Check here . . . . . 15
16 At any time during calendar year 2013, did the foundation have an interest in or a signature or other authority over a bank, securities, or other financial account in a foreign country? . . . . . 16 Yes No X
See the instructions for exceptions and filing requirements for Form TD F 90-22.1. If "Yes," enter the name of the foreign country

Part VII-B Statements Regarding Activities for Which Form 4720 May Be Required

File Form 4720 if any item is checked in the "Yes" column, unless an exception applies.

1a During the year did the foundation (either directly or indirectly):
(1) Engage in the sale or exchange, or leasing of property with a disqualified person? . . . . . Yes X No
(2) Borrow money from, lend money to, or otherwise extend credit to (or accept it from) a disqualified person? . . . . . Yes X No
(3) Furnish goods, services, or facilities to (or accept them from) a disqualified person? . . . . . Yes X No
(4) Pay compensation to, or pay or reimburse the expenses of, a disqualified person? . . . . . X Yes No
(5) Transfer any income or assets to a disqualified person (or make any of either available for the benefit or use of a disqualified person)? . . . . . Yes X No
(6) Agree to pay money or property to a government official? (Exception. Check "No" if the foundation agreed to make a grant to or to employ the official for a period after termination of government service, if terminating within 90 days) . . . . . Yes X No
b If any answer is "Yes" to 1a(1)-(6), did any of the acts fail to qualify under the exceptions described in Regulations section 53.4941(d)-3 or in a current notice regarding disaster assistance (see instructions)? . . . . . 1b X
Organizations relying on a current notice regarding disaster assistance check here . . . . .
c Did the foundation engage in a prior year in any of the acts described in 1a, other than excepted acts, that were not corrected before the first day of the tax year beginning in 2013? . . . . . 1c X
2 Taxes on failure to distribute income (section 4942) (does not apply for years the foundation was a private operating foundation defined in section 4942(j)(3) or 4942(j)(5)):
a At the end of tax year 2013, did the foundation have any undistributed income (lines 6d and 6e, Part XIII) for tax year(s) beginning before 2013? . . . . . Yes X No
If "Yes," list the years
b Are there any years listed in 2a for which the foundation is not applying the provisions of section 4942(a)(2) (relating to incorrect valuation of assets) to the year's undistributed income? (If applying section 4942(a)(2) to all years listed, answer "No" and attach statement - see instructions.) . . . . . 2b X
c If the provisions of section 4942(a)(2) are being applied to any of the years listed in 2a, list the years here.
3a Did the foundation hold more than a 2% direct or indirect interest in any business enterprise at any time during the year? . . . . . Yes X No
b If "Yes," did it have excess business holdings in 2013 as a result of (1) any purchase by the foundation or disqualified persons after May 26, 1969, (2) the lapse of the 5-year period (or longer period approved by the Commissioner under section 4943(c)(7)) to dispose of holdings acquired by gift or bequest, or (3) the lapse of the 10-, 15-, or 20-year first phase holding period? (Use Schedule C, Form 4720, to determine if the foundation had excess business holdings in 2013.) . . . . . 3b
4a Did the foundation invest during the year any amount in a manner that would jeopardize its charitable purposes? . . . . . 4a X
b Did the foundation make any investment in a prior year (but after December 31, 1969) that could jeopardize its charitable purpose that had not been removed from jeopardy before the first day of the tax year beginning in 2013? . . . . . 4b X

**Part VII-B Statements Regarding Activities for Which Form 4720 May Be Required (continued)**

5a During the year did the foundation pay or incur any amount to:

(1) Carry on propaganda, or otherwise attempt to influence legislation (section 4945(e))?  Yes  No

(2) Influence the outcome of any specific public election (see section 4955); or to carry on, directly or indirectly, any voter registration drive?  Yes  No

(3) Provide a grant to an individual for travel, study, or other similar purposes?  Yes  No

(4) Provide a grant to an organization other than a charitable, etc., organization described in section 509(a)(1), (2), or (3), or section 4940(d)(2)? (see instructions)  Yes  No

(5) Provide for any purpose other than religious, charitable, scientific, literary, or educational purposes, or for the prevention of cruelty to children or animals?  Yes  No

b If any answer is "Yes" to 5a(1)-(5), did any of the transactions fail to qualify under the exceptions described in Regulations section 53.4945 or in a current notice regarding disaster assistance (see instructions)?  Yes  No

Organizations relying on a current notice regarding disaster assistance check here

c If the answer is "Yes" to question 5a(4), does the foundation claim exemption from the tax because it maintained expenditure responsibility for the grant?  Yes  No

If "Yes," attach the statement required by Regulations section 53.4945-5(d).

6a Did the foundation, during the year, receive any funds, directly or indirectly, to pay premiums on a personal benefit contract?  Yes  No

b Did the foundation, during the year, pay premiums, directly or indirectly, on a personal benefit contract?  Yes  No

If "Yes" to 6b, file Form 8870.

7a At any time during the tax year, was the foundation a party to a prohibited tax shelter transaction?  Yes  No

b If "Yes," did the foundation receive any proceeds or have any net income attributable to the transaction?  Yes  No

**Part VIII Information About Officers, Directors, Trustees, Foundation Managers, Highly Paid Employees, and Contractors**

**1 List all officers, directors, trustees, foundation managers and their compensation (see instructions).**

(a) Name and address	(b) Title, and average hours per week devoted to position	(c) Compensation (if not paid, enter -0-)	(d) Contributions to employee benefit plans and deferred compensation	(e) Expense account, other allowances
JPMorgan Chase Bank, NA 10 S Dearborn St. Fl 21, Chicago, IL 60603	trustee 2	20,039.	-0-	-0-
Benjamin Hering Esq 270 Park Ave. Fl 16, New York, NY 10017	trustee 1	3,857.	-0-	-0-

**2 Compensation of five highest-paid employees (other than those included on line 1 - see instructions). If none, enter "NONE."**

(a) Name and address of each employee paid more than \$50,000	(b) Title, and average hours per week devoted to position	(c) Compensation	(d) Contributions to employee benefit plans and deferred compensation	(e) Expense account, other allowances
NONE		NONE	NONE	NONE

Total number of other employees paid over \$50,000  NONE

**Part VIII Information About Officers, Directors, Trustees, Foundation Managers, Highly Paid Employees, and Contractors** (continued)

**3 Five highest-paid independent contractors for professional services** (see instructions). If none, enter "NONE."

(a) Name and address of each person paid more than \$50,000	(b) Type of service	(c) Compensation
NONE		NONE
-----		
-----		
-----		
-----		
-----		
<b>Total number of others receiving over \$50,000 for professional services</b> . . . . . ▶		NONE

**Part IX-A Summary of Direct Charitable Activities**

List the foundation's four largest direct charitable activities during the tax year. Include relevant statistical information such as the number of organizations and other beneficiaries served, conferences convened, research papers produced, etc	Expenses
1 NONE	
2	
3	
4	

**Part IX-B Summary of Program-Related Investments** (see instructions)

Describe the two largest program-related investments made by the foundation during the tax year on lines 1 and 2.	Amount
1 NONE	
2	
All other program-related investments See instructions 3 NONE	
<b>Total.</b> Add lines 1 through 3 . . . . . ▶	

**Part X Minimum Investment Return** (All domestic foundations must complete this part. Foreign foundations, see instructions.)

<b>1</b>	Fair market value of assets not used (or held for use) directly in carrying out charitable, etc., purposes:		
<b>a</b>	Average monthly fair market value of securities	<b>1a</b>	2,550,751.
<b>b</b>	Average of monthly cash balances	<b>1b</b>	206,804.
<b>c</b>	Fair market value of all other assets (see instructions)	<b>1c</b>	NONE
<b>d</b>	<b>Total</b> (add lines 1a, b, and c)	<b>1d</b>	2,757,555.
<b>e</b>	Reduction claimed for blockage or other factors reported on lines 1a and 1c (attach detailed explanation)	<b>1e</b>	
<b>2</b>	Acquisition indebtedness applicable to line 1 assets	<b>2</b>	NONE
<b>3</b>	Subtract line 2 from line 1d	<b>3</b>	2,757,555.
<b>4</b>	Cash deemed held for charitable activities. Enter 1 1/2% of line 3 (for greater amount, see instructions)	<b>4</b>	41,363.
<b>5</b>	<b>Net value of noncharitable-use assets.</b> Subtract line 4 from line 3. Enter here and on Part V, line 4	<b>5</b>	2,716,192.
<b>6</b>	<b>Minimum investment return.</b> Enter 5% of line 5	<b>6</b>	135,810.

**Part XI Distributable Amount** (see instructions) (Section 4942(j)(3) and (j)(5) private operating foundations and certain foreign organizations check here  and do not complete this part.)

<b>1</b>	Minimum investment return from Part X, line 6	<b>1</b>	135,810.
<b>2a</b>	Tax on investment income for 2013 from Part VI, line 5	<b>2a</b>	517.
<b>b</b>	Income tax for 2013. (This does not include the tax from Part VI.)	<b>2b</b>	
<b>c</b>	Add lines 2a and 2b	<b>2c</b>	517.
<b>3</b>	Distributable amount before adjustments. Subtract line 2c from line 1	<b>3</b>	135,293.
<b>4</b>	Recoveries of amounts treated as qualifying distributions	<b>4</b>	NONE
<b>5</b>	Add lines 3 and 4	<b>5</b>	135,293.
<b>6</b>	Deduction from distributable amount (see instructions)	<b>6</b>	NONE
<b>7</b>	<b>Distributable amount</b> as adjusted. Subtract line 6 from line 5. Enter here and on Part XIII, line 1.	<b>7</b>	135,293.

**Part XII Qualifying Distributions** (see instructions)

<b>1</b>	Amounts paid (including administrative expenses) to accomplish charitable, etc., purposes:		
<b>a</b>	Expenses, contributions, gifts, etc. - total from Part I, column (d), line 26	<b>1a</b>	127,224.
<b>b</b>	Program-related investments - total from Part IX-B	<b>1b</b>	
<b>2</b>	Amounts paid to acquire assets used (or held for use) directly in carrying out charitable, etc., purposes	<b>2</b>	NONE
<b>3</b>	Amounts set aside for specific charitable projects that satisfy the:		
<b>a</b>	Suitability test (prior IRS approval required)	<b>3a</b>	NONE
<b>b</b>	Cash distribution test (attach the required schedule)	<b>3b</b>	NONE
<b>4</b>	<b>Qualifying distributions.</b> Add lines 1a through 3b. Enter here and on Part V, line 8, and Part XIII, line 4.	<b>4</b>	127,224.
<b>5</b>	Foundations that qualify under section 4940(e) for the reduced rate of tax on net investment income. Enter 1% of Part I, line 27b (see instructions)	<b>5</b>	517.
<b>6</b>	<b>Adjusted qualifying distributions.</b> Subtract line 5 from line 4	<b>6</b>	126,707.

**Note.** The amount on line 6 will be used in Part V, column (b), in subsequent years when calculating whether the foundation qualifies for the section 4940(e) reduction of tax in those years.

**Part XIII Undistributed Income** (see instructions)

	(a) Corpus	(b) Years prior to 2012	(c) 2012	(d) 2013
<b>1</b> Distributable amount for 2013 from Part XI, line 7 . . . . .				135,293.
<b>2</b> Undistributed income, if any, as of the end of 2013				
<b>a</b> Enter amount for 2012 only . . . . .			120,570.	
<b>b</b> Total for prior years 20 <u>11</u> , 20 <u>  </u> , 20 <u>  </u>		NONE		
<b>3</b> Excess distributions carryover, if any, to 2013:				
<b>a</b> From 2008 . . . . .	NONE			
<b>b</b> From 2009 . . . . .	NONE			
<b>c</b> From 2010 . . . . .	NONE			
<b>d</b> From 2011 . . . . .	NONE			
<b>e</b> From 2012 . . . . .	NONE			
<b>f</b> Total of lines 3a through e . . . . .	NONE			
<b>4</b> Qualifying distributions for 2013 from Part XII, line 4: ► \$ <u>127,224.</u>				
<b>a</b> Applied to 2012, but not more than line 2a . . . . .			120,570.	
<b>b</b> Applied to undistributed income of prior years (Election required - see instructions) . . . . .		NONE		
<b>c</b> Treated as distributions out of corpus (Election required - see instructions) . . . . .	NONE			
<b>d</b> Applied to 2013 distributable amount . . . . .				6,654.
<b>e</b> Remaining amount distributed out of corpus . . . . .	NONE			
<b>5</b> Excess distributions carryover applied to 2013 . . . . . (If an amount appears in column (d), the same amount must be shown in column (a) )	NONE			NONE
<b>6</b> Enter the net total of each column as indicated below:				
<b>a</b> Corpus. Add lines 3f, 4c, and 4e Subtract line 5	NONE			
<b>b</b> Prior years' undistributed income. Subtract line 4b from line 2b . . . . .		NONE		
<b>c</b> Enter the amount of prior years' undistributed income for which a notice of deficiency has been issued, or on which the section 4942(a) tax has been previously assessed . . . . .		NONE		
<b>d</b> Subtract line 6c from line 6b. Taxable amount - see instructions . . . . .		NONE		
<b>e</b> Undistributed income for 2012 Subtract line 4a from line 2a Taxable amount - see instructions . . . . .				
<b>f</b> Undistributed income for 2013 Subtract lines 4d and 5 from line 1. This amount must be distributed in 2014 . . . . .				128,639.
<b>7</b> Amounts treated as distributions out of corpus to satisfy requirements imposed by section 170(b)(1)(F) or 4942(g)(3) (see instructions) . . . . .	NONE			
<b>8</b> Excess distributions carryover from 2008 not applied on line 5 or line 7 (see instructions) . . . . .	NONE			
<b>9</b> Excess distributions carryover to 2014. Subtract lines 7 and 8 from line 6a . . . . .	NONE			
<b>10</b> Analysis of line 9				
<b>a</b> Excess from 2009 . . . . .	NONE			
<b>b</b> Excess from 2010 . . . . .	NONE			
<b>c</b> Excess from 2011 . . . . .	NONE			
<b>d</b> Excess from 2012 . . . . .	NONE			
<b>e</b> Excess from 2013 . . . . .	NONE			

Part XIV Private Operating Foundations (see instructions and Part VII-A, question 9)

NOT APPLICABLE

**1a** If the foundation has received a ruling or determination letter that it is a private operating foundation, and the ruling is effective for 2013, enter the date of the ruling . . . . .

**b** Check box to indicate whether the foundation is a private operating foundation described in section 4942(j)(3) or 4942(j)(5)

	Tax year		Prior 3 years		(e) Total
	(a) 2013	(b) 2012	(c) 2011	(d) 2010	
<b>2a</b> Enter the lesser of the adjusted net income from Part I or the minimum investment return from Part X for each year listed . . . . .					
<b>b</b> 85% of line 2a . . . . .					
<b>c</b> Qualifying distributions from Part XII, line 4 for each year listed . . . . .					
<b>d</b> Amounts included in line 2c not used directly for active conduct of exempt activities . . . . .					
<b>e</b> Qualifying distributions made directly for active conduct of exempt activities Subtract line 2d from line 2c . . . . .					
<b>3</b> Complete 3a, b, or c for the alternative test relied upon					
<b>a</b> "Assets" alternative test - enter					
<b>(1)</b> Value of all assets . . . . .					
<b>(2)</b> Value of assets qualifying under section 4942(j)(3)(B)(i). . . . .					
<b>b</b> "Endowment" alternative test - enter 2/3 of minimum investment return shown in Part X, line 6 for each year listed . . . . .					
<b>c</b> "Support" alternative test - enter					
<b>(1)</b> Total support other than gross investment income (interest, dividends, rents, payments on securities loans (section 512(a)(5)), or royalties). . . . .					
<b>(2)</b> Support from general public and 5 or more exempt organizations as provided in section 4942(j)(3)(B)(iii). . . . .					
<b>(3)</b> Largest amount of support from an exempt organization. . . . .					
<b>(4)</b> Gross investment income . . . . .					

Part XV Supplementary Information (Complete this part only if the foundation had \$5,000 or more in assets at any time during the year - see instructions.)

**1 Information Regarding Foundation Managers:**

**a** List any managers of the foundation who have contributed more than 2% of the total contributions received by the foundation before the close of any tax year (but only if they have contributed more than \$5,000). (See section 507(d)(2).)

NONE

**b** List any managers of the foundation who own 10% or more of the stock of a corporation (or an equally large portion of the ownership of a partnership or other entity) of which the foundation has a 10% or greater interest.

NONE

**2 Information Regarding Contribution, Grant, Gift, Loan, Scholarship, etc., Programs:**

Check here  if the foundation only makes contributions to preselected charitable organizations and does not accept unsolicited requests for funds. If the foundation makes gifts, grants, etc. (see instructions) to individuals or organizations under other conditions, complete items 2a, b, c, and d.

**a** The name, address, and telephone number or e-mail address of the person to whom applications should be addressed:

**b** The form in which applications should be submitted and information and materials they should include

**c** Any submission deadlines.

**d** Any restrictions or limitations on awards, such as by geographical areas, charitable fields, kinds of institutions, or other factors:

**Part XV Supplementary Information (continued)**

**3 Grants and Contributions Paid During the Year or Approved for Future Payment**

Recipient Name and address (home or business)	If recipient is an individual, show any relationship to any foundation manager or substantial contributor	Foundation status of recipient	Purpose of grant or contribution	Amount
<b>a Paid during the year</b>				
Ramaz School 114 EAST 85 TH STREET New York NY 10028	NONE	PUBLIC CHA	CONTRIBUTION	15,000.
Salanter Akiba Riverdale Academy 655 WEST 254TH STREET Riverdale NY 10471	NONE	PUBLIC CHA	CONTRIBUTION	15,000.
Yeshivat Chovevei Torah Rabbinical 3700 HENRY HUDSON PARKWAY 2ND FL Riverdale N	NONE	PUBLIC CHA	CONTRIBUTION	10,000.
Matan Inc 333 MAMARONECK AVE. PMB 342 White Plains NY	NONE	PUBLIC CHA	CONTRIBUTION	23,500.
Educational Alliance Inc 197 EAST BROADWAY New York NY 10002	NONE	PUBLIC CHA	CONTRIBUTION	7,500.
Jewish Communal Fund 575 MADISON AVE. STE 703 New York NY 10022	NONE	PUBLIC CHA	CONTRIBUTION	50,000.
<b>Total</b> . . . . . ▶ <b>3a</b>				121,000.
<b>b Approved for future payment</b>				
<b>Total</b> . . . . . ▶ <b>3b</b>				





FORM 990PF, PART I - DIVIDENDS AND INTEREST FROM SECURITIES

DESCRIPTION	REVENUE AND EXPENSES PER BOOKS	NET INVESTMENT INCOME
DIVIDEND AND INTEREST FROM SECURITIES	61,099.	58,534.
TOTAL	61,099.	58,534.

FORM 990PF, PART I - OTHER INCOME  
=====

DESCRIPTION -----	REVENUE AND EXPENSES PER BOOKS -----
DEFERRED INCOME	521.
TOTALS	----- 521. =====

FORM 990PF, PART I - TAXES  
=====

DESCRIPTION -----	REVENUE AND EXPENSES PER BOOKS -----	NET INVESTMENT INCOME -----
FOREIGN TAXES ON QUALIFIED FOR	835.	835.
FOREIGN TAXES ON NONQUALIFIED	212.	212.
TOTALS	1,047.	1,047.
	=====	=====

FORM 990PF, PART I - OTHER EXPENSES

=====

REVENUE  
AND  
EXPENSES  
PER BOOKS  
-----

CHARITABLE  
PURPOSES  
-----

DESCRIPTION  
-----

OTHER EXPENSES

250.

250.

TOTALS

-----  
250.  
=====

-----  
250.  
=====

**SCHEDULE D  
(Form 1041)**

**Capital Gains and Losses**

OMB No 1545-0092

Department of the Treasury  
Internal Revenue Service

▶ Attach to Form 1041, Form 5227, or Form 990-T.  
▶ Use Form 8949 to list your transactions for lines 1b, 2, 3, 8b, 9 and 10.  
▶ Information about Schedule D and its separate instructions is at [www.irs.gov/form1041](http://www.irs.gov/form1041)

**2013**

Name of estate or trust

Employer identification number

THE JACOB SILVERMAN CHARITABLE TRUST

45-2494485

Note: Form 5227 filers need to complete only Parts I and II.

**Part I Short-Term Capital Gains and Losses - Assets Held One Year or Less**

See instructions for how to figure the amounts to enter on the lines below.

This form may be easier to complete if you round off cents to whole dollars.

	(d) Proceeds (sales price)	(e) Cost (or other basis)	(g) Adjustments to gain or loss from Form(s) 8949, Part I, line 2, column (g)	(h) Gain or (loss) Subtract column (e) from column (d) and combine the result with column (g)
<b>1a</b> Totals for all short-term transactions reported on Form 1099-B for which basis was reported to the IRS and for which you have no adjustments (see instructions). However, if you choose to report all these transactions on Form 8949, leave this line blank and go to line 1b				
<b>1b</b> Totals for all transactions reported on Form(s) 8949 with <b>Box A</b> checked . . . . .				
<b>2</b> Totals for all transactions reported on Form(s) 8949 with <b>Box B</b> checked . . . . .				
<b>3</b> Totals for all transactions reported on Form(s) 8949 with <b>Box C</b> checked . . . . .				
<b>4</b> Short-term capital gain or (loss) from Forms 4684, 6252, 6781, and 8824 . . . . .				<b>4</b>
<b>5</b> Net short-term gain or (loss) from partnerships, S corporations, and other estates or trusts . . . . .				<b>5</b>
<b>6</b> Short-term capital loss carryover. Enter the amount, if any, from line 9 of the 2012 Capital Loss Carryover Worksheet . . . . .				<b>6</b> ( )
<b>7</b> <b>Net short-term capital gain or (loss).</b> Combine lines 1a through 6 in column (h). Enter here and on line 17, column (3) on the back . . . . . ▶				<b>7</b>

**Part II Long-Term Capital Gains and Losses - Assets Held More Than One Year**

See instructions for how to figure the amounts to enter on the lines below.

This form may be easier to complete if you round off cents to whole dollars.

	(d) Proceeds (sales price)	(e) Cost (or other basis)	(g) Adjustments to gain or loss from Form(s) 8949, Part II, line 2, column (g)	(h) Gain or (loss) Subtract column (e) from column (d) and combine the result with column (g)
<b>8a</b> Totals for all long-term transactions reported on Form 1099-B for which basis was reported to the IRS and for which you have no adjustments (see instructions). However, if you choose to report all these transactions on Form 8949, leave this line blank and go to line 8b				
<b>8b</b> Totals for all transactions reported on Form(s) 8949 with <b>Box D</b> checked . . . . .				
<b>9</b> Totals for all transactions reported on Form(s) 8949 with <b>Box E</b> checked . . . . .				
<b>10</b> Totals for all transactions reported on Form(s) 8949 with <b>Box F</b> checked . . . . .	514,088.	534,071.		-19,983.
<b>11</b> Long-term capital gain or (loss) from Forms 2439, 4684, 6252, 6781, and 8824 . . . . .				<b>11</b>
<b>12</b> Net long-term gain or (loss) from partnerships, S corporations, and other estates or trusts. . . . .				<b>12</b>
<b>13</b> Capital gain distributions. . . . .				<b>13</b> 32,101.
<b>14</b> Gain from Form 4797, Part I. . . . .				<b>14</b>
<b>15</b> Long-term capital loss carryover. Enter the amount, if any, from line 14 of the 2012 Capital Loss Carryover Worksheet . . . . .				<b>15</b> ( )
<b>16</b> <b>Net long-term capital gain or (loss).</b> Combine lines 8a through 15 in column (h). Enter here and on line 18a, column (3) on the back . . . . . ▶				<b>16</b> 12,118.

For Paperwork Reduction Act Notice, see the Instructions for Form 1041.

Schedule D (Form 1041) 2013

JSA  
3F1210 1 000

Part III Summary of Parts I and II

Caution: Read the instructions before completing this part.

Table with 4 columns: (1) Beneficiaries' (see instr.), (2) Estate's or trust's, (3) Total. Rows include Net short-term gain or (loss), Net long-term gain or (loss) (Total for year, Unrecaptured section 1250 gain, 28% rate gain), and Total net gain or (loss).

Note: If line 19, column (3), is a net gain, enter the gain on Form 1041, line 4 (or Form 990-T, Part I, line 4a). If lines 18a and 19, column (2), are net gains, go to Part V, and do not complete Part IV. If line 19, column (3), is a net loss, complete Part IV and the Capital Loss Carryover Worksheet, as necessary.

Part IV Capital Loss Limitation

Table with 2 columns: (1) Beneficiaries' (see instr.), (2) Estate's or trust's. Row 20: Enter here and enter as a (loss) on Form 1041, line 4 (or Form 990-T, Part I, line 4c, if a trust), the smaller of a The loss on line 19, column (3) or b \$3,000.

Note: If the loss on line 19, column (3), is more than \$3,000, or if Form 1041, page 1, line 22 (or Form 990-T, line 34), is a loss, complete the Capital Loss Carryover Worksheet in the instructions to figure your capital loss carryover.

Part V Tax Computation Using Maximum Capital Gains Rates

Form 1041 filers. Complete this part only if both lines 18a and 19 in column (2) are gains, or an amount is entered in Part I or Part II and there is an entry on Form 1041, line 2b(2), and Form 1041, line 22, is more than zero.

Caution: Skip this part and complete the Schedule D Tax Worksheet in the instructions if:

- Either line 18b, col. (2) or line 18c, col. (2) is more than zero, or
• Both Form 1041, line 2b(1), and Form 4952, line 4g are more than zero.

Form 990-T trusts. Complete this part only if both lines 18a and 19 are gains, or qualified dividends are included in income in Part I of Form 990-T, and Form 990-T, line 34, is more than zero. Skip this part and complete the Schedule D Tax Worksheet in the instructions if either line 18b, col. (2) or line 18c, col. (2) is more than zero.

Table with 4 columns: (1) Beneficiaries' (see instr.), (2) Estate's or trust's, (3) Total, (4) Total. Rows 21-45: Tax computation steps including taxable income, qualified dividends, tax on dividends, and tax on all taxable income.





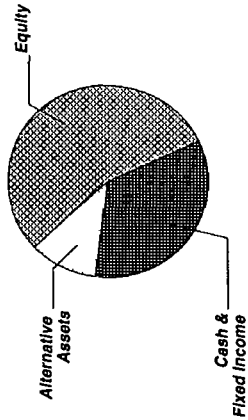
THE JACOB SILVERMAN CHARITABLE TRUST ACCT. P20403005  
For the Period 12/1/13 to 12/31/13

## Account Summary

### PRINCIPAL

Asset Allocation	Beginning Market Value	Ending Market Value	Change In Value	Estimated Annual Income	Current Allocation
Equity	1,514,726.43	1,511,503.81	(3,222.62)	23,461.98	55%
Alternative Assets	326,617.17	322,082.55	(4,534.62)	3,403.27	11%
Cash & Fixed Income	955,277.79	949,030.37	(6,247.42)	27,638.29	34%
<b>Market Value</b>	<b>\$2,796,621.39</b>	<b>\$2,782,616.73</b>	<b>(\$14,004.66)</b>	<b>\$54,503.54</b>	<b>100%</b>

### Asset Allocation



### INCOME

Cash Position	Beginning Market Value	Ending Market Value	Change In Value
Cash Balance	87,863.87	8,200.13	(79,663.74)
Accruals	1,587.96	2,142.63	554.67
<b>Market Value</b>	<b>\$89,451.83</b>	<b>\$10,342.76</b>	<b>(\$79,109.07)</b>

### PRINCIPAL

Portfolio Activity	Current Period Value	Year-to-Date Value
<b>Beginning Market Value</b>	<b>2,796,621.39</b>	<b>2,578,019.22</b>
Additions		
Withdrawals & Fees	(24,645.14)	(44,683.65)
<b>Net Additions/Withdrawals</b>	<b>(\$24,645.14)</b>	<b>(\$44,683.65)</b>
Income		
Change In Investment Value	10,640.48	249,281.16
<b>Ending Market Value</b>	<b>\$2,782,616.73</b>	<b>\$2,782,616.73</b>
Accruals		
<b>Market Value with Accruals</b>	<b>..</b>	<b>..</b>

### INCOME

Portfolio Activity	Current Period Value	Year-to-Date Value
<b>Beginning Market Value</b>	<b>87,863.87</b>	<b>48,036.25</b>
Additions	24,645.14	24,645.14
Withdrawals & Fees	(121,000.00)	(125,106.85)
<b>Net Additions/Withdrawals</b>	<b>(\$96,354.86)</b>	<b>(\$100,461.71)</b>
Income	16,691.12	60,625.59
Change In Investment Value	\$8,200.13	\$8,200.13
Accruals	2,142.63	2,142.63
<b>Market Value with Accruals</b>	<b>\$10,342.76</b>	<b>\$10,342.76</b>

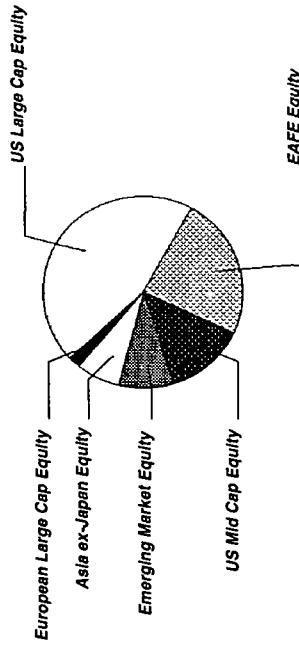


THE JACOB SILVERMAN CHARITABLE TRUST ACCT. P20403005  
For the Period 12/1/13 to 12/31/13

## Equity Summary

Asset Categories	Beginning Market Value	Ending Market Value	Change In Value	Current Allocation
US Large Cap Equity	679,009.51	688,218.36	9,208.85	25%
US Mid Cap Equity	193,196.83	185,627.51	(7,569.32)	7%
EAFE Equity	368,100.62	367,811.17	(289.45)	13%
European Large Cap Equity	30,859.68	31,634.40	774.72	1%
Asia ex-Japan Equity	111,397.18	108,020.71	(3,376.47)	4%
Emerging Market Equity	132,162.61	130,191.66	(1,970.95)	5%
<b>Total Value</b>	<b>\$1,514,726.43</b>	<b>\$1,511,503.81</b>	<b>(\$3,222.62)</b>	<b>55%</b>

### Asset Categories



Equity as a percentage of your portfolio - 55 %

Market Value/Cost	Current Period Value
Market Value	1,511,503.81
Tax Cost	1,233,714.18
Unrealized Gain/Loss	277,789.63
Estimated Annual Income	23,461.98
Yield	1.55%

## Equity Detail

US Large Cap Equity	Price	Quantity	Value	Adjusted Tax Cost Original Cost	Unrealized Gain/Loss	Est. Annual Inc. Accrued Div.	Yield
CULLEN HIGH DIVIDEND EQ-I 230001-40-6 CHDV X	16.73	3,517.638	58,850.08	46,837.39	12,012.69	1,442.23	2.45%

J.P. Morgan



THE JACOB SILVERMAN CHARITABLE TRUST ACCT. P20403005  
For the Period 12/1/13 to 12/31/13

	Price	Quantity	Value	Adjusted Tax Cost Original Cost	Unrealized Gain/Loss	Est. Annual Inc. Accrued Div.	Yield
<b>US Large Cap Equity</b>							
HARTFORD CAPITAL APPREC-I 416649-30-9 ITHI X	46.69	696 362	32,513.14	23,920.04	8,593.10	152.50	0.47%
JPM LARGE CAP GROWTH FD - SEL FUND 3118 4812CO-53-0 SEEG X	31.78	2,113 377	67,163.12	52,897.83	14,265.29		
JPM TAX AWARE EQUITY FD - INSTL FUND 1236 4812A1-65-4 JPDE X	26.53	5,698 999	151,194.44	102,500.00	48,694.44	1,533.03	1.01%
PARNASSUS EQTY INCOME FD-INS 701769-40-8 PRIL X	36.73	1,640 243	60,246.13	52,897.83	7,348.30	893.93	1.48%
SIT DIVIDEND GROWTH FUND-I 82980D-70-7 SDVG X	17.66	5,802 562	102,473.24	77,000.00	25,473.24	1,456.44	1.42%
SPDR S&P 500 ETF TRUST 78462F-10-3 SPY	184.69	976 000	180,257.44	125,513.60	54,743.84	3,270.57	1.81%
VICTORY DIVERSIFIED STOCK-I 92646A-85-6 VDSI X	21.80	1,629 393	35,520.77	25,500.00	10,020.77	345.43	0.97%
<b>Total US Large Cap Equity</b>			<b>\$688,218.36</b>	<b>\$507,066.69</b>	<b>\$181,151.67</b>	<b>\$9,094.13</b>	<b>1.32%</b>
<b>US Mid Cap Equity</b>							
ASTON/FAIRPOINTE MID CAP-I 00078H-15-8 ABMI X	44.67	2,007.693	89,683.65	68,720.77	20,962.88	122.46	0.14%
ISHARES CORE S&P MID-CAP ETF 464287-50-7 IJH	133.81	269 000	35,994.89	25,460.85	10,534.04	464.83	1.29%



THE JACOB SILVERMAN CHARITABLE TRUST ACCT. P20403005  
For the Period 12/1/13 to 12/31/13

	Price	Quantity	Value	Adjusted Tax Cost Original Cost	Unrealized Gain/Loss	Est. Annual Inc. Accrued Div.	Yield
<b>US Mid Cap Equity</b>							
JPM MKT EXP ENH INDEX FD - SEL FUND 3708 4812C1-63-7 PGMI X	13.13	4,565,801	59,948.97	51,000.00	8,948.97	547.89	0.91%
<b>Total US Mid Cap Equity</b>			<b>\$185,627.51</b>	<b>\$145,181.62</b>	<b>\$40,445.89</b>	<b>\$1,135.18</b>	<b>0.61%</b>
<b>EAFE Equity</b>							
DODGE & COX INTL STOCK FUND 256206-10-3 DODF X	43.04	1,453,406	62,554.59	51,000.00	11,554.59	1,010.11	1.61%
ISHARES MSCI EAFE INDEX FUND 464287-46-5 EFA	67.10	904,000	60,653.88	53,223.55	7,430.33	1,539.51	2.54%
JPM INTL VALUE FD - INSTL FUND 1375 4812A0-57-3 JNUS X	15.35	3,778,016	57,992.55	51,000.00	6,992.55	1,201.40	2.07%
MANNING & NAPIER WORLD OPPOR 563821-54-5 EXWA X	9.05	5,868,815	53,112.78	51,000.00	2,112.78	604.48	1.14%
MFS INTL VALUE-I 55273E-82-2 MINI X	35.18	1,158,159	40,744.03	35,706.03	5,038.00	765.54	1.88%
T ROWE PRICE OVERSEAS STOCK 77956H-75-7 TROS X	10.15	9,138,260	92,753.34	76,670.00	16,083.34	1,736.26	1.87%
<b>Total EAFE Equity</b>			<b>\$367,811.17</b>	<b>\$318,599.58</b>	<b>\$49,211.59</b>	<b>\$6,857.30</b>	<b>1.86%</b>



THE JACOB SILVERMAN CHARITABLE TRUST ACCT. P20403005  
For the Period 12/1/13 to 12/31/13

	Price	Quantity	Value	Adjusted Tax Cost Original Cost	Unrealized Gain/Loss	Est Annual Inc Accrued Div.	Yield
<b>European Large Cap Equity</b>							
VANGUARD FTSE EUROPE ETF 922042-87-4 VGK	58.80	538 000	31,634.40	26,107.15	5,527.25	876.40	2.77%
<b>Asia ex-Japan Equity</b>							
MATTHEWS ASIA DIVIDEND-INS 577130-75-0 MIPI X	15.59	3,733.384	58,203.46	51,000.00	7,203.46	2,329.63	4.00%
MATTHEWS PACIFIC TIGER FD-IS 577130-83-4 MIPT X	24.97	934.311	23,329.75	20,237.17	3,092.58		
T ROWE PRICE NEW ASIA 77956H-50-0 PRAS X	16.01	1,654.435	26,487.50	27,132.74	(645.24)	248.16	0.94%
<b>Total Asia ex-Japan Equity</b>			<b>\$108,020.71</b>	<b>\$98,369.91</b>	<b>\$9,650.80</b>	<b>\$2,577.79</b>	<b>2.39%</b>
<b>Emerging Market Equity</b>							
ISHARES MSCI CHINA INDEX FD 46429B-67-1 MCHI	48.22	598 000	28,835.56	25,848.61	2,986.95	684.11	2.37%
VANGUARD FTSE EMERGING MARKETS ETF 922042-85-8 VWO	41.14	1,669,000	68,662.66	76,834.59	(8,171.93)	1,877.62	2.73%
VIRTUS EMERGING MKTS OPPOR-I 92828T-88-9 HIEM X	9.55	3,423,397	32,693.44	35,706.03	(3,012.59)	359.45	1.10%
<b>Total Emerging Market Equity</b>			<b>\$130,191.66</b>	<b>\$138,389.23</b>	<b>(\$8,197.57)</b>	<b>\$2,921.18</b>	<b>2.24%</b>

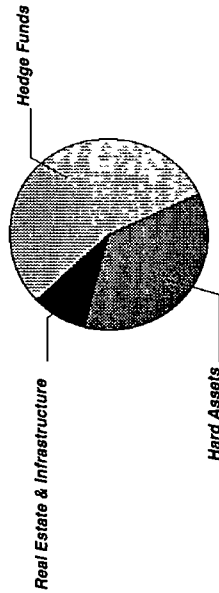


THE JACOB SILVERMAN CHARITABLE TRUST ACCT. P20403005  
For the Period 12/1/13 to 12/31/13

## Alternative Assets Summary

Asset Categories	Beginning Estimated Value	Ending Estimated Value	Change In Value	Current Allocation
Hedge Funds	173,670.26	170,163.30	(3,506.96)	6%
Real Estate & Infrastructure	29,770.79	28,964.07	(806.72)	1%
Hard Assets	123,176.12	122,955.18	(220.94)	4%
<b>Total Value</b>	<b>\$326,617.17</b>	<b>\$322,082.55</b>	<b>(\$4,534.62)</b>	<b>11%</b>

### Asset Categories



## Alternative Assets Detail

Alternative Assets as a percentage of your portfolio - 11 %

Hedge Funds	Price	Quantity	Estimated Value	Cost
EATON VANCE GLOBAL MACRO-I 277923-72-8 EIGM X	9.42	5,019.685	47,285.43	50,879.11
GATEWAY FUND-Y 367829-88-4 GTEY X	28.99	972.043	28,179.53	25,555.00
INV BALANCED-RISK ALLOC-Y 00141V-69-7 ABRY X	11.89	3,661.835	43,539.22	46,285.60



**THE JACOB SILVERMAN CHARITABLE TRUST ACCT. P20403005**  
**For the Period 12/1/13 to 12/31/13**

	Price	Quantity	Estimated Value	Cost
<b>Hedge Funds</b>				
THE ARBITRAGE FUND-I 03875R-20-5 ARBN X	12.86	3,978 159	51,159.12	51,000.00
<b>Total Hedge Funds</b>			<b>\$170,163.30</b>	<b>\$173,719.71</b>

	Quantity/Original Commitment Amount	Cost/Net Capital Called Since Inception	Net Distributions Since Inception	Estimated Value	Est Annual Inc Accrued Div.	Yield
<b>Real Estate &amp; Infrastructure</b>						
JPM REALTY INCOME FD - INSTL FUND 1372 904504-50-3 URTL X	2,602 34	25,555 00		28,964.07	757.28	2 61 %

Amounts shown above under "Estimated Value" for private equity funds are estimates based on the latest fund values received from each underlying fund, which value may be as of a date (underlying fund value date) prior to the period covered by this statement. The values provided by the underlying fund have been adjusted for any cash flows between your account and such fund that have occurred subsequent to the underlying fund value date to derive the "Estimated Value". Therefore, such "Estimated Value" may not reflect the value of your interest shown on any fund's actual books and records as of the date of this statement. For additional information, please contact your J.P. Morgan representative.

For private equity funds, Estimated Values are based on estimates provided by the underlying funds that are generally presented on a US GAAP basis, which records investments at fair value, or "marked-to-market". Most of these underlying funds also present their audited financial statements on a US GAAP basis (i.e., "marked-to-market"). However, some of these underlying funds present their audited financial statements using the Income Tax Basis of Accounting, which records investments "at cost" based on the accrual basis of accounting for Federal income taxes. Where the underlying fund provides periodic estimates on a "marked-to-market" basis but reflects investments "at cost" in its audited financial statements, the marked-to-market Estimated Value shown herein for a private equity fund may be materially different from the value reflected on such fund's audited financial statements (which are also based on the audited financial statements of the underlying fund).



THE JACOB SILVERMAN CHARITABLE TRUST ACCT. P20403005  
For the Period 12/1/13 to 12/31/13

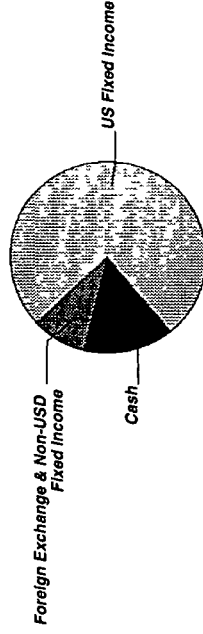
	Price	Quantity	Estimated Value	Cost	Est. Annual Income Accrued Income
<b>Hard Assets</b>					
PIMCO COMMODITYPL STRAT-P 72201P-16-7 PCLP X	10.67	7,703,567	82,197.06	79,346.74	261.92
SPDR GOLD TRUST 78463V-10-7 GLD	116.12	351,000	40,758.12	47,809.04	
<b>Total Hard Assets</b>			<b>\$122,955.18</b>	<b>\$127,155.78</b>	<b>\$261.92</b>



THE JACOB SILVERMAN CHARITABLE TRUST ACCT. P20403005  
For the Period 12/1/13 to 12/31/13

## Cash & Fixed Income Summary

Asset Categories	Beginning Market Value	Ending Market Value	Change In Value	Current Allocation
Cash	148,447.32	152,596.90	4,149.58	5%
US Fixed Income	733,252.37	723,067.76	(10,184.61)	26%
Foreign Exchange & Non-USD Fixed Income	73,578.10	73,365.71	(212.39)	3%
<b>Total Value</b>	<b>\$955,277.79</b>	<b>\$949,030.37</b>	<b>(\$6,247.42)</b>	<b>34%</b>



Market Value/Cost	Current Period Value
Market Value	949,030.37
Tax Cost	974,475.78
Unrealized Gain/Loss	(25,445.41)
Estimated Annual Income	27,638.29
Accrued Interest	2,142.63
Yield	2.91%

Cash & Fixed Income as a percentage of your portfolio - 34 %

### SUMMARY BY MATURITY

Cash & Fixed Income	Market Value	% of Bond Portfolio
0-6 months <sup>1</sup>	949,030.37	100%

<sup>1</sup> The years indicate the number of years until the bond is scheduled to mature based on the statement end date. Some bonds may be called, or paid in full, before their stated maturity

### SUMMARY BY TYPE

Cash & Fixed Income	Market Value	% of Bond Portfolio
Cash	152,596.90	16%
International Bonds	48,483.21	5%
Mutual Funds	697,703.86	74%
Other	50,246.40	5%
<b>Total Value</b>	<b>\$949,030.37</b>	<b>100%</b>



THE JACOB SILVERMAN CHARITABLE TRUST ACCT. P20403005  
For the Period 12/1/13 to 12/31/13

Note: <sup>1</sup> This is the Annual Percentage Yield (APY) which is the rate earned if balances remain on deposit for a full year with compounding, there is no change in the interest rate and all interest is left in the account.

### Cash & Fixed Income Detail

	Price	Quantity	Value	Adjusted Tax Cost Original Cost	Unrealized Gain/Loss	Est. Annual Income Accrued Interest	Yield
<b>Cash</b>							
US DOLLAR PRINCIPAL	1.00	233.50	233.50	233.50		0.07	0.03% <sup>1</sup>
JPM TRI TAX FREE PREMIER SWEEP FD 7-Day Annualized Yield. 01%	1.00	152,363.40	152,363.40	152,363.40		15.23 15.79	0.01%
<b>Total Cash</b>			<b>\$152,596.90</b>	<b>\$152,596.90</b>	<b>\$0.00</b>	<b>\$15.30 \$15.79</b>	<b>0.01%</b>
<b>US Fixed Income</b>							
EATON VANCE FLOATING RATE-I 277911-49-1	9.19	11,604.72	106,647.39	105,028.17	1,619.22	4,166.09	3.91%
JPM TOTAL RETURN FD - SEL FUND 3218 4812A4-43-5	9.87	29,196.74	288,171.77	305,689.82	(17,518.05)	9,664.11 1,255.46	3.35%
JPM HIGH YIELD FD - SEL FUND 3580 4812C0-80-3	7.98	12,872.35	102,721.36	107,097.96	(4,376.60)	6,461.92 617.87	6.29%
JPM SHORT DURATION BOND FD - SEL FUND 3133 4812C1-33-0	10.89	9,099.18	99,090.08	100,000.00	(909.92)	946.31 127.39	0.96%
RIDGEWORTH SEIX FLOATING-I 76628T-67-8	9.06	5,679.29	51,454.34	51,000.00	454.34	2,152.44	4.18%



THE JACOB SILVERMAN CHARITABLE TRUST ACCT. P20403005  
For the Period 12/1/13 to 12/31/13

	Price	Quantity	Value	Adjusted Tax Cost Original Cost	Unrealized Gain/Loss	Est Annual Income Accrued Interest	Yield
<b>US Fixed Income</b>							
VANGUARD INTM TRM INV G-INV 922031-88-5	9.67	2,558.06	24,736.42	25,555.00	(818.58)	813.46	3.29%
JPM TAX AWARE R/R FD - INSTL FUND 993 4812A2-53-8	9.96	5,044.82	50,246.40	50,952.93	(706.53)	1,261.20 126.12	2.51%
<b>Total US Fixed Income</b>			<b>\$723,067.76</b>	<b>\$745,323.88</b>	<b>(\$22,256.12)</b>	<b>\$25,465.53</b> <b>\$2,126.84</b>	<b>3.52%</b>
<b>Foreign Exchange &amp; Non-USD Fixed Income</b>							
JPM INTL CURR INCOME FD - SEL FUND 3831 4812A3-29-6	11.10	2,241.67	24,882.50	25,555.00	(672.50)	11.20	0.05%
DREYFUS EMG MKT DEBT LOC C-I 261980-49-4	13.87	3,495.55	48,483.21	51,000.00	(2,516.79)	2,146.26	4.43%
<b>Total Foreign Exchange &amp; Non-USD Fixed Income</b>			<b>\$73,365.71</b>	<b>\$76,555.00</b>	<b>(\$3,189.29)</b>	<b>\$2,157.46</b>	<b>2.94%</b>