



See a Social Security Number? Say Something!
Report Privacy Problems to <https://public.resource.org/privacy>
Or call the IRS Identity Theft Hotline at 1-800-908-4490



Return of Private Foundation
or Section 4947(a)(1) Trust Treated as Private Foundation

Department of the Treasury
Internal Revenue Service

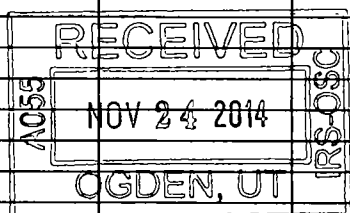
▶ Do not enter Social Security numbers on this form as it may be made public.
▶ Information about Form 990-PF and its separate instructions is at www.irs.gov/form990pf.

Open to Public Inspection

For calendar year **2013** or tax year beginning 01/01, **2013**, and ending 12/31, **20**

Name of foundation Danielle McKernan Riley Foundation		A Employer identification number 45-2484319
Number and street (or P O box number if mail is not delivered to street address) 20 West 72nd Street	Room/suite 500	B Telephone number (see instructions) 212-875-0012
City or town, state or province, country, and ZIP or foreign postal code New York, NY 10023		C If exemption application is pending, check here <input type="checkbox"/>
G Check all that apply: <input type="checkbox"/> Initial return <input type="checkbox"/> Initial return of a former public charity <input type="checkbox"/> Final return <input type="checkbox"/> Amended return <input type="checkbox"/> Address change <input type="checkbox"/> Name change		D 1. Foreign organizations, check here <input type="checkbox"/> 2. Foreign organizations meeting the 85% test, check here and attach computation <input type="checkbox"/>
H Check type of organization: <input checked="" type="checkbox"/> Section 501(c)(3) exempt private foundation <input type="checkbox"/> Section 4947(a)(1) nonexempt charitable trust <input type="checkbox"/> Other taxable private foundation		E If private foundation status was terminated under section 507(b)(1)(A), check here <input type="checkbox"/>
I Fair market value of all assets at end of year (from Part II, col. (c), line 16) ▶ \$ 584,801	J Accounting method: <input type="checkbox"/> Cash <input checked="" type="checkbox"/> Accrual <input type="checkbox"/> Other (specify) _____ <small>(Part I, column (d) must be on cash basis.)</small>	F If the foundation is in a 60-month termination under section 507(b)(1)(B), check here <input type="checkbox"/>

Part I Analysis of Revenue and Expenses <small>(The total of amounts in columns (b), (c), and (d) may not necessarily equal the amounts in column (a) (see instructions).)</small>		(a) Revenue and expenses per books	(b) Net investment income	(c) Adjusted net income	(d) Disbursements for charitable purposes (cash basis only)
Revenue	1 Contributions, gifts, grants, etc., received (attach schedule)	0			
	2 Check <input checked="" type="checkbox"/> if the foundation is not required to attach Sch B				
	3 Interest on savings and temporary cash investments				
	4 Dividends and interest from securities Statement 1	26,959	26,959		
	5a Gross rents				
	b Net rental income or (loss) N/A				
	6a Net gain or (loss) from sale of assets not on line 10	53,673			Statement 2
	b Gross sales price for all assets on line 6a 529,267				
	7 Capital gain net income (from Part IV, line 2)		53,673		
	8 Net short-term capital gain				
	9 Income modifications				
	10a Gross sales less returns and allowances				
b Less: Cost of goods sold					
c Gross profit or (loss) (attach schedule)					
11 Other income (attach schedule)					
12 Total. Add lines 1 through 11	80,632	80,632			
Operating and Administrative Expenses	13 Compensation of officers, directors, trustees, etc.				
	14 Other employee salaries and wages				
	15 Pension plans, employee benefits				
	16a Legal fees (attach schedule)				
	b Accounting fees (attach schedule)				
	c Other professional fees (attach schedule)				
	17 Interest				
	18 Taxes (attach schedule) (see instructions)				
	19 Depreciation (attach schedule) and depletion				
	20 Occupancy				
	21 Travel, conferences, and meetings				
	22 Printing and publications				
	23 Other expenses (attach schedule)	9423	9346		
	24 Total operating and administrative expenses. Add lines 13 through 23	9423			
	25 Contributions, gifts, grants paid	516,149			516,149
26 Total expenses and disbursements. Add lines 24 and 25	525,572	9346		516,149	
27 Subtract line 26 from line 12:					
a Excess of revenue over expenses and disbursements	-444,940				
b Net investment income (if negative, enter -0-)		71,286			
c Adjusted net income (if negative, enter -0-)			0		



SCANNED DEC 02 2014

519

Part II Balance Sheets		Attached schedules and amounts in the description column should be for end-of-year amounts only. (See instructions.)		Beginning of year	End of year	
		(a) Book Value	(b) Book Value	(c) Fair Market Value		
Assets	1	Cash—non-interest-bearing		11,432	7,696	7,696
	2	Savings and temporary cash investments				
	3	Accounts receivable ▶ Less: allowance for doubtful accounts ▶				
	4	Pledges receivable ▶ Less: allowance for doubtful accounts ▶				
	5	Grants receivable				
	6	Receivables due from officers, directors, trustees, and other disqualified persons (attach schedule) (see instructions)				
	7	Other notes and loans receivable (attach schedule) ▶ Less: allowance for doubtful accounts ▶				
	8	Inventories for sale or use				
	9	Prepaid expenses and deferred charges				
	10a	Investments—U.S. and state government obligations (attach schedule)				
	b	Investments—corporate stock (attach schedule)	918,596	477,392	583,819	
	c	Investments—corporate bonds (attach schedule)				
	11	Investments—land, buildings, and equipment: basis ▶ Less: accumulated depreciation (attach schedule) ▶				
	12	Investments—mortgage loans				
	13	Investments—other (attach schedule)				
	14	Land, buildings, and equipment: basis ▶ Less: accumulated depreciation (attach schedule) ▶				
15	Other assets (describe ▶)					
16	Total assets (to be completed by all filers—see the instructions. Also, see page 1, item I)	930,028	485,088			
Liabilities	17	Accounts payable and accrued expenses				
	18	Grants payable				
	19	Deferred revenue				
	20	Loans from officers, directors, trustees, and other disqualified persons				
	21	Mortgages and other notes payable (attach schedule)				
	22	Other liabilities (describe ▶)				
	23	Total liabilities (add lines 17 through 22)	0	0		
Net Assets or Fund Balances	Foundations that follow SFAS 117, check here and complete lines 24 through 26 and lines 30 and 31. <input type="checkbox"/>					
	24	Unrestricted				
	25	Temporarily restricted				
	26	Permanently restricted				
	Foundations that do not follow SFAS 117, check here and complete lines 27 through 31. <input checked="" type="checkbox"/>					
	27	Capital stock, trust principal, or current funds	930,028	485,088		
	28	Paid-in or capital surplus, or land, bldg., and equipment fund				
29	Retained earnings, accumulated income, endowment, or other funds	930,028	485,088			
30	Total net assets or fund balances (see instructions)					
31	Total liabilities and net assets/fund balances (see instructions)	930,028	485,088			

Part III Analysis of Changes in Net Assets or Fund Balances		
1	Total net assets or fund balances at beginning of year—Part II, column (a), line 30 (must agree with end-of-year figure reported on prior year's return)	1 930,028
2	Enter amount from Part I, line 27a	2 -444,940
3	Other increases not included in line 2 (itemize) ▶	3 0
4	Add lines 1, 2, and 3	4 485,088
5	Decreases not included in line 2 (itemize) ▶	5
6	Total net assets or fund balances at end of year (line 4 minus line 5)—Part II, column (b), line 30	6 485,088

Part IV Capital Gains and Losses for Tax on Investment Income

(a) List and describe the kind(s) of property sold (e.g., real estate, 2-story brick warehouse, or common stock, 200 shs MLC Co)		(b) How acquired P—Purchase D—Donation	(c) Date acquired (mo., day, yr.)	(d) Date sold (mo., day, yr.)
1a	UBS investments	P	01/01/13	12/31/13
b				
c				
d				
e				

(e) Gross sales price	(f) Depreciation allowed (or allowable)	(g) Cost or other basis plus expense of sale	(h) Gain or (loss) (e) plus (f) minus (g)
a 529,267	475,594		53,673
b			
c			
d			
e			

Complete only for assets showing gain in column (h) and owned by the foundation on 12/31/69

(i) FMV as of 12/31/69	(j) Adjusted basis as of 12/31/69	(k) Excess of col (f) over col (j), if any	(l) Gains (Col (h) gain minus col (k), but not less than -0-) or Losses (from col (h))
a			53,673
b			
c			
d			
e			

2 Capital gain net income or (net capital loss) { If gain, also enter in Part I, line 7 If (loss), enter -0- in Part I, line 7 }	2	53,673
3 Net short-term capital gain or (loss) as defined in sections 1222(5) and (6): If gain, also enter in Part I, line 8, column (c) (see instructions). If (loss), enter -0- in Part I, line 8	3	

Part V Qualification Under Section 4940(e) for Reduced Tax on Net Investment Income

(For optional use by domestic private foundations subject to the section 4940(a) tax on net investment income.)

If section 4940(d)(2) applies, leave this part blank.

Was the foundation liable for the section 4942 tax on the distributable amount of any year in the base period? Yes No
If "Yes," the foundation does not qualify under section 4940(e). Do not complete this part

1 Enter the appropriate amount in each column for each year; see the instructions before making any entries.

(a) Base period years Calendar year (or tax year beginning in)	(b) Adjusted qualifying distributions	(c) Net value of noncharitable-use assets	(d) Distribution ratio (col (b) divided by col (c))
2012	90,116	996,397	.0
2011			
2010			
2009			
2008			

2 Total of line 1, column (d)	2	.0
3 Average distribution ratio for the 5-year base period—divide the total on line 2 by 5, or by the number of years the foundation has been in existence if less than 5 years	3	.0
4 Enter the net value of noncharitable-use assets for 2013 from Part X, line 5	4	773,975
5 Multiply line 4 by line 3	5	0
6 Enter 1% of net investment income (1% of Part I, line 27b)	6	713
7 Add lines 5 and 6	7	713
8 Enter qualifying distributions from Part XII, line 4 If line 8 is equal to or greater than line 7, check the box in Part VI, line 1b, and complete that part using a 1% tax rate. See the Part VI instructions.	8	516,149

Part VI Excise Tax Based on Investment Income (Section 4940(a), 4940(b), 4940(e), or 4948—see instructions)

1d	Exempt operating foundations described in section 4940(d)(2), check here <input type="checkbox"/> and enter "N/A" on line 1. Date of ruling or determination letter: _____ (attach copy of letter if necessary—see instructions)			
b	Domestic foundations that meet the section 4940(e) requirements in Part V, check here <input checked="" type="checkbox"/> and enter 1% of Part I, line 27b	1	713	
c	All other domestic foundations enter 2% of line 27b. Exempt foreign organizations enter 4% of Part I, line 12, col. (b).			
2	Tax under section 511 (domestic section 4947(a)(1) trusts and taxable foundations only. Others enter -0-)	2	0	
3	Add lines 1 and 2	3	713	
4	Subtitle A (income) tax (domestic section 4947(a)(1) trusts and taxable foundations only. Others enter -0-)	4	0	
5	Tax based on investment income. Subtract line 4 from line 3. If zero or less, enter -0-	5	713	
6	Credits/Payments:			
a	2013 estimated tax payments and 2012 overpayment credited to 2013	6a		
b	Exempt foreign organizations—tax withheld at source	6b		
c	Tax paid with application for extension of time to file (Form 8868)	6c		
d	Backup withholding erroneously withheld	6d		
7	Total credits and payments. Add lines 6a through 6d	7	0	
8	Enter any penalty for underpayment of estimated tax. Check here <input type="checkbox"/> if Form 2220 is attached	8	0	
9	Tax due. If the total of lines 5 and 8 is more than line 7, enter amount owed	9	713	
10	Overpayment. If line 7 is more than the total of lines 5 and 8, enter the amount overpaid	10	0	
11	Enter the amount of line 10 to be: Credited to 2014 estimated tax <input type="checkbox"/> Refunded <input type="checkbox"/>	11	0	

Part VII-A Statements Regarding Activities

	Yes	No
1a During the tax year, did the foundation attempt to influence any national, state, or local legislation or did it participate or intervene in any political campaign?		<input checked="" type="checkbox"/>
b Did it spend more than \$100 during the year (either directly or indirectly) for political purposes (see Instructions for the definition)? <i>If the answer is "Yes" to 1a or 1b, attach a detailed description of the activities and copies of any materials published or distributed by the foundation in connection with the activities.</i>		<input checked="" type="checkbox"/>
c Did the foundation file Form 1120-POL for this year?		<input checked="" type="checkbox"/>
d Enter the amount (if any) of tax on political expenditures (section 4955) imposed during the year: (1) On the foundation. ▶ \$ _____ (2) On foundation managers. ▶ \$ _____		
e Enter the reimbursement (if any) paid by the foundation during the year for political expenditure tax imposed on foundation managers. ▶ \$ _____		
2 Has the foundation engaged in any activities that have not previously been reported to the IRS? <i>If "Yes," attach a detailed description of the activities.</i>		<input checked="" type="checkbox"/>
3 Has the foundation made any changes, not previously reported to the IRS, in its governing instrument, articles of incorporation, or bylaws, or other similar instruments? <i>If "Yes," attach a conformed copy of the changes.</i>		<input checked="" type="checkbox"/>
4a Did the foundation have unrelated business gross income of \$1,000 or more during the year?		<input checked="" type="checkbox"/>
b If "Yes," has it filed a tax return on Form 990-T for this year?		<input checked="" type="checkbox"/>
5 Was there a liquidation, termination, dissolution, or substantial contraction during the year? <i>If "Yes," attach the statement required by General Instruction T.</i>		<input checked="" type="checkbox"/>
6 Are the requirements of section 508(e) (relating to sections 4941 through 4945) satisfied either: • By language in the governing instrument, or • By state legislation that effectively amends the governing instrument so that no mandatory directions that conflict with the state law remain in the governing instrument?	<input checked="" type="checkbox"/>	
7 Did the foundation have at least \$5,000 in assets at any time during the year? <i>If "Yes," complete Part II, col. (c), and Part XV</i>	<input checked="" type="checkbox"/>	
8a Enter the states to which the foundation reports or with which it is registered (see instructions) ▶		
b If the answer is "Yes" to line 7, has the foundation furnished a copy of Form 990-PF to the Attorney General (or designate) of each state as required by <i>General Instruction G</i> ? <i>If "No," attach explanation</i>	<input checked="" type="checkbox"/>	
9 Is the foundation claiming status as a private operating foundation within the meaning of section 4942(j)(3) or 4942(j)(5) for calendar year 2013 or the taxable year beginning in 2013 (see instructions for Part XIV)? <i>If "Yes," complete Part XIV</i>		<input checked="" type="checkbox"/>
10 Did any persons become substantial contributors during the tax year? <i>If "Yes," attach a schedule listing their names and addresses</i>		<input checked="" type="checkbox"/>

Part VII-A Statements Regarding Activities (continued)

11	At any time during the year, did the foundation, directly or indirectly, own a controlled entity within the meaning of section 512(b)(13)? If "Yes," attach schedule (see instructions)			<input checked="" type="checkbox"/>
12	Did the foundation make a distribution to a donor advised fund over which the foundation or a disqualified person had advisory privileges? If "Yes," attach statement (see instructions)			<input checked="" type="checkbox"/>
13	Did the foundation comply with the public inspection requirements for its annual returns and exemption application? Website address ▶ <u>N/A</u>	<input checked="" type="checkbox"/>		
14	The books are in care of ▶ <u>The Foundation</u> Telephone no. ▶ <u>212-875-0012</u> Located at ▶ <u>20 West 72nd St, apt 500, New York, NY</u> ZIP+4 ▶ <u>10023</u>			
15	Section 4947(a)(1) nonexempt charitable trusts filing Form 990-PF in lieu of Form 1041—Check here. and enter the amount of tax-exempt interest received or accrued during the year ▶ <u>N/A</u>			<input type="checkbox"/>
16	At any time during calendar year 2013, did the foundation have an interest in or a signature or other authority over a bank, securities, or other financial account in a foreign country? See the instructions for exceptions and filing requirements for Form TD F 90-22.1. If "Yes," enter the name of the foreign country ▶		Yes	No <input checked="" type="checkbox"/>

Part VII-B Statements Regarding Activities for Which Form 4720 May Be Required

File Form 4720 if any item is checked in the "Yes" column, unless an exception applies.

		Yes	No
1a	During the year did the foundation (either directly or indirectly):		
(1)	Engage in the sale or exchange, or leasing of property with a disqualified person? <input type="checkbox"/> Yes <input checked="" type="checkbox"/> No		
(2)	Borrow money from, lend money to, or otherwise extend credit to (or accept it from) a disqualified person? <input type="checkbox"/> Yes <input checked="" type="checkbox"/> No		
(3)	Furnish goods, services, or facilities to (or accept them from) a disqualified person? <input type="checkbox"/> Yes <input checked="" type="checkbox"/> No		
(4)	Pay compensation to, or pay or reimburse the expenses of, a disqualified person? <input type="checkbox"/> Yes <input checked="" type="checkbox"/> No		
(5)	Transfer any income or assets to a disqualified person (or make any of either available for the benefit or use of a disqualified person)? <input type="checkbox"/> Yes <input checked="" type="checkbox"/> No		
(6)	Agree to pay money or property to a government official? (Exception. Check "No" if the foundation agreed to make a grant to or to employ the official for a period after termination of government service, if terminating within 90 days.) <input type="checkbox"/> Yes <input checked="" type="checkbox"/> No		
b	If any answer is "Yes" to 1a(1)–(6), did any of the acts fail to qualify under the exceptions described in Regulations section 53.4941(d)-3 or in a current notice regarding disaster assistance (see instructions)? <u>N/A</u>		
	Organizations relying on a current notice regarding disaster assistance check here <input type="checkbox"/>		
c	Did the foundation engage in a prior year in any of the acts described in 1a, other than excepted acts, that were not corrected before the first day of the tax year beginning in 2013?		<input checked="" type="checkbox"/>
2	Taxes on failure to distribute income (section 4942) (does not apply for years the foundation was a private operating foundation defined in section 4942(j)(3) or 4942(j)(5)):		
a	At the end of tax year 2013, did the foundation have any undistributed income (lines 6d and 6e, Part XIII) for tax year(s) beginning before 2013? <input type="checkbox"/> Yes <input checked="" type="checkbox"/> No If "Yes," list the years ▶ 20____, 20____, 20____, 20____		
b	Are there any years listed in 2a for which the foundation is not applying the provisions of section 4942(a)(2) (relating to incorrect valuation of assets) to the year's undistributed income? (If applying section 4942(a)(2) to all years listed, answer "No" and attach statement—see instructions.) <u>N/A</u>		
c	If the provisions of section 4942(a)(2) are being applied to any of the years listed in 2a, list the years here. ▶ 20____, 20____, 20____, 20____		
3a	Did the foundation hold more than a 2% direct or indirect interest in any business enterprise at any time during the year? <input type="checkbox"/> Yes <input checked="" type="checkbox"/> No		
b	If "Yes," did it have excess business holdings in 2013 as a result of (1) any purchase by the foundation or disqualified persons after May 26, 1969; (2) the lapse of the 5-year period (or longer period approved by the Commissioner under section 4943(c)(7)) to dispose of holdings acquired by gift or bequest; or (3) the lapse of the 10-, 15-, or 20-year first phase holding period? (<i>Use Schedule C, Form 4720, to determine if the foundation had excess business holdings in 2013.</i>) <u>N/A</u>		
4a	Did the foundation invest during the year any amount in a manner that would jeopardize its charitable purposes?		<input checked="" type="checkbox"/>
b	Did the foundation make any investment in a prior year (but after December 31, 1969) that could jeopardize its charitable purpose that had not been removed from jeopardy before the first day of the tax year beginning in 2013?		<input checked="" type="checkbox"/>

Part VII-B Statements Regarding Activities for Which Form 4720 May Be Required (continued)

5a During the year did the foundation pay or incur any amount to:

(1) Carry on propaganda, or otherwise attempt to influence legislation (section 4945(e))? Yes No

(2) Influence the outcome of any specific public election (see section 4955); or to carry on, directly or indirectly, any voter registration drive? Yes No

(3) Provide a grant to an individual for travel, study, or other similar purposes? Yes No

(4) Provide a grant to an organization other than a charitable, etc., organization described in section 509(a)(1), (2), or (3), or section 4940(d)(2)? (see instructions) Yes No

(5) Provide for any purpose other than religious, charitable, scientific, literary, or educational purposes, or for the prevention of cruelty to children or animals? Yes No

b If any answer is "Yes" to 5a(1)–(5), did any of the transactions fail to qualify under the exceptions described in Regulations section 53.4945 or in a current notice regarding disaster assistance (see instructions)? **N/A** Yes No

Organizations relying on a current notice regarding disaster assistance check here

c If the answer is "Yes" to question 5a(4), does the foundation claim exemption from the tax because it maintained expenditure responsibility for the grant? **N/A** Yes No

If "Yes," attach the statement required by Regulations section 53.4945–5(d).

6a Did the foundation, during the year, receive any funds, directly or indirectly, to pay premiums on a personal benefit contract? Yes No

b Did the foundation, during the year, pay premiums, directly or indirectly, on a personal benefit contract? Yes No

If "Yes" to 6b, file Form 8870.

7a At any time during the tax year, was the foundation a party to a prohibited tax shelter transaction? Yes No

b If "Yes," did the foundation receive any proceeds or have any net income attributable to the transaction? **N/A** Yes No

Part VIII Information About Officers, Directors, Trustees, Foundation Managers, Highly Paid Employees, and Contractors

1 List all officers, directors, trustees, foundation managers and their compensation (see instructions).

(a) Name and address	(b) Title, and average hours per week devoted to position	(c) Compensation (if not paid, enter -0-)	(d) Contributions to employee benefit plans and deferred compensation	(e) Expense account, other allowances
Danielle M. Riley 20 West 72nd St. apt 500, NY, NY 10023	President 1.0	0	0	0
Heather J. Suhmann 551 Third Ave, NY, NY 10016	Director 1.0	0	0	0
Patrick Kretz 2 Nassau Road, Montclair, NJ 07043	Director 1.0	0	0	0

2 Compensation of five highest-paid employees (other than those included on line 1—see instructions). If none, enter "NONE."

(a) Name and address of each employee paid more than \$50,000	(b) Title, and average hours per week devoted to position	(c) Compensation	(d) Contributions to employee benefit plans and deferred compensation	(e) Expense account, other allowances

Total number of other employees paid over \$50,000

Part VIII Information About Officers, Directors, Trustees, Foundation Managers, Highly Paid Employees, and Contractors (continued)

3 Five highest-paid independent contractors for professional services (see instructions). If none, enter "NONE."

(a) Name and address of each person paid more than \$50,000	(b) Type of service	(c) Compensation
none		

Total number of others receiving over \$50,000 for professional services ▶

Part IX-A Summary of Direct Charitable Activities

List the foundation's four largest direct charitable activities during the tax year. Include relevant statistical information such as the number of organizations and other beneficiaries served, conferences convened, research papers produced, etc	Expenses
1 N/A	
2	
3	
4	

Part IX-B Summary of Program-Related Investments (see instructions)

Describe the two largest program-related investments made by the foundation during the tax year on lines 1 and 2	Amount
1 N/A	
2	
3 All other program-related investments. See instructions	

Total. Add lines 1 through 3 ▶

Part X Minimum Investment Return (All domestic foundations must complete this part. Foreign foundations, see instructions.)

1	Fair market value of assets not used (or held for use) directly in carrying out charitable, etc., purposes:		
a	Average monthly fair market value of securities	1a	781,670
b	Average of monthly cash balances	1b	4,000
c	Fair market value of all other assets (see instructions)	1c	
d	Total (add lines 1a, b, and c)	1d	785,670
e	Reduction claimed for blockage or other factors reported on lines 1a and 1c (attach detailed explanation)	1e	0
2	Acquisition indebtedness applicable to line 1 assets	2	0
3	Subtract line 2 from line 1d	3	785,670
4	Cash deemed held for charitable activities. Enter 1 1/2 % of line 3 (for greater amount, see instructions)	4	11,785
5	Net value of noncharitable-use assets. Subtract line 4 from line 3. Enter here and on Part V, line 4	5	773,975
6	Minimum investment return. Enter 5% of line 5	6	38,699

Part XI Distributable Amount (see instructions) (Section 4942(j)(3) and (j)(5) private operating foundations and certain foreign organizations check here and do not complete this part.)

1	Minimum investment return from Part X, line 6	1	38,699
2a	Tax on investment income for 2013 from Part VI, line 5	2a	0
b	Income tax for 2013. (This does not include the tax from Part VI.)	2b	
c	Add lines 2a and 2b	2c	0
3	Distributable amount before adjustments. Subtract line 2c from line 1	3	38,699
4	Recoveries of amounts treated as qualifying distributions	4	0
5	Add lines 3 and 4	5	38,699
6	Deduction from distributable amount (see instructions)	6	0
7	Distributable amount as adjusted. Subtract line 6 from line 5. Enter here and on Part XIII, line 1	7	38,699

Part XII Qualifying Distributions (see instructions)

1	Amounts paid (including administrative expenses) to accomplish charitable, etc., purposes:		
a	Expenses, contributions, gifts, etc.—total from Part I, column (d), line 26	1a	525,572
b	Program-related investments—total from Part IX-B	1b	0
2	Amounts paid to acquire assets used (or held for use) directly in carrying out charitable, etc., purposes	2	
3	Amounts set aside for specific charitable projects that satisfy the:		
a	Suitability test (prior IRS approval required)	3a	
b	Cash distribution test (attach the required schedule)	3b	
4	Qualifying distributions. Add lines 1a through 3b. Enter here and on Part V, line 8, and Part XIII, line 4	4	525,572
5	Foundations that qualify under section 4940(e) for the reduced rate of tax on net investment income. Enter 1% of Part I, line 27b (see instructions)	5	0
6	Adjusted qualifying distributions. Subtract line 5 from line 4	6	525,572

Note. The amount on line 6 will be used in Part V, column (b), in subsequent years when calculating whether the foundation qualifies for the section 4940(e) reduction of tax in those years.

Part XIII Undistributed Income (see instructions)

	(a) Corpus	(b) Years prior to 2012	(c) 2012	(d) 2013
1 Distributable amount for 2013 from Part XI, line 7				38,699
2 Undistributed income, if any, as of the end of 2013:				
a Enter amount for 2012 only			0	
b Total for prior years: 20__,20__,20__		0		
3 Excess distributions carryover, if any, to 2013:				
a From 2008				
b From 2009				
c From 2010				
d From 2011				
e From 2012				
f Total of lines 3a through e	0			
4 Qualifying distributions for 2013 from Part XII, line 4: ▶ \$ <u>525,572</u>				
a Applied to 2012, but not more than line 2a			0	
b Applied to undistributed income of prior years (Election required—see instructions)		0		
c Treated as distributions out of corpus (Election required—see instructions)	0			
d Applied to 2013 distributable amount				38,699
e Remaining amount distributed out of corpus	486,873			
5 Excess distributions carryover applied to 2013 (If an amount appears in column (d), the same amount must be shown in column (a).)				
6 Enter the net total of each column as indicated below:				
a Corpus. Add lines 3f, 4c, and 4e. Subtract line 5	486,873			
b Prior years' undistributed income. Subtract line 4b from line 2b		0		
c Enter the amount of prior years' undistributed income for which a notice of deficiency has been issued, or on which the section 4942(a) tax has been previously assessed		0		
d Subtract line 6c from line 6b. Taxable amount—see instructions		0		
e Undistributed income for 2012. Subtract line 4a from line 2a. Taxable amount—see instructions			0	
f Undistributed income for 2013. Subtract lines 4d and 5 from line 1. This amount must be distributed in 2014				0
7 Amounts treated as distributions out of corpus to satisfy requirements imposed by section 170(b)(1)(F) or 4942(g)(3) (see instructions)	0			
8 Excess distributions carryover from 2008 not applied on line 5 or line 7 (see instructions)	0			
9 Excess distributions carryover to 2014. Subtract lines 7 and 8 from line 6a	486,873			
10 Analysis of line 9:				
a Excess from 2009				
b Excess from 2010				
c Excess from 2011				
d Excess from 2012				
e Excess from 2013	486,873			

Part XIV Private Operating Foundations (see instructions and Part VII-A, question 9)

N/A

- 1a** If the foundation has received a ruling or determination letter that it is a private operating foundation, and the ruling is effective for 2013, enter the date of the ruling ▶
- b** Check box to indicate whether the foundation is a private operating foundation described in section 4942(j)(3) or 4942(j)(5)

	Tax year	Prior 3 years			(e) Total
	(a) 2013	(b) 2012	(c) 2011	(d) 2010	
2a Enter the lesser of the adjusted net income from Part I or the minimum investment return from Part X for each year listed					
b 85% of line 2a					
c Qualifying distributions from Part XII, line 4 for each year listed					
d Amounts included in line 2c not used directly for active conduct of exempt activities					
e Qualifying distributions made directly for active conduct of exempt activities. Subtract line 2d from line 2c					
3 Complete 3a, b, or c for the alternative test relied upon:					
a "Assets" alternative test—enter:					
(1) Value of all assets					
(2) Value of assets qualifying under section 4942(j)(3)(B)(i)					
b "Endowment" alternative test—enter ² / ₃ of minimum investment return shown in Part X, line 6 for each year listed					
c "Support" alternative test—enter:					
(1) Total support other than gross investment income (interest, dividends, rents, payments on securities loans (section 512(a)(5)), or royalties)					
(2) Support from general public and 5 or more exempt organizations as provided in section 4942(j)(3)(B)(iii)					
(3) Largest amount of support from an exempt organization					
(4) Gross investment income					

Part XV Supplementary Information (Complete this part only if the foundation had \$5,000 or more in assets at any time during the year—see instructions.)

- 1 Information Regarding Foundation Managers:**
- a** List any managers of the foundation who have contributed more than 2% of the total contributions received by the foundation before the close of any tax year (but only if they have contributed more than \$5,000). (See section 507(d)(2).)

Danielle M. Riley

- b** List any managers of the foundation who own 10% or more of the stock of a corporation (or an equally large portion of the ownership of a partnership or other entity) of which the foundation has a 10% or greater interest.

None

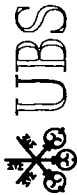
- 2 Information Regarding Contribution, Grant, Gift, Loan, Scholarship, etc., Programs:**
- Check here if the foundation only makes contributions to preselected charitable organizations and does not accept unsolicited requests for funds. If the foundation makes gifts, grants, etc. (see instructions) to individuals or organizations under other conditions, complete items 2a, b, c, and d.

- a** The name, address, and telephone number or e-mail address of the person to whom applications should be addressed:
-
- b** The form in which applications should be submitted and information and materials they should include:
-
- c** Any submission deadlines:
-
- d** Any restrictions or limitations on awards, such as by geographical areas, charitable fields, kinds of institutions, or other factors:

Part XV Supplementary Information (continued)

3 Grants and Contributions Paid During the Year or Approved for Future Payment

Recipient Name and address (home or business)	If recipient is an individual, show any relationship to any foundation manager or substantial contributor	Foundation status of recipient	Purpose of grant or contribution	Amount
a Paid during the year				
1 - Metropolitan Opera Lincoln Center New York, NY 10023	none	public charity	general support	2,500.00
2 - Girls on the Run 120 Cottage Place Charlotte, NC 28207	none	public charity	general support	250.00
3 - Community of Courage 243 Fifth Avenue, Suite 217 New York, NY 10016	none	public charity	general support	513,399
Total				3a 516,149
b Approved for future payment				
None				
Total				3b



UBS Financial Services Inc
299 Park Avenue
25th Floor
New York NY 10171-0002

CPZ6002923735 1213 X1 Y1 0

Portfolio Management Program

December 2013

Statement 1

Your Financial Advisor:

THE SAGER SWASEY GROUP
Phone 212-821-7000/800-308-3140

Questions about your statement?

Call your Financial Advisor or the
ResourceLine at 800-762-1000,
account 029017275

Visit our website:

www.ubs.com/financialservices

Your investment objectives:

You have identified the following investment objectives for this account if you have questions about these objectives, disagree with them, or wish to change them, please contact your Financial Advisor or Branch Manager. You can find a full description of the alternative investment objectives in *Important information about your statement* at the end of this document.

Your return objective:

Current income & capital appreciation

Your risk profile:

Primary - Moderate
Investment eligibility consideration - None selected

Account name: THE DANIELLE MICKERNAN RILEY

FOUNDATION INC

Friendly account name: Foundation

Account number: Y1 17275 SH

Value of your account

	on November 29 (\$)	on December 31 (\$)
Your assets	605,521.14	591,486.37
Your liabilities	0.00	-7,667.71
Value of your account	\$605,521.14	\$583,818.66

Your account instructions

- Your account is managed by your Financial Advisor under the Portfolio Management Program
- Your account cost basis default closing method is FIFO, First In, First Out.

Change in the value of your account

	December 2013 (\$)	Year to date (\$)
Opening account value	\$605,521.14	\$945,699.20
Deposits, including investments transferred in	20,000.00	20,000.00
Withdrawals and fees, including investments transferred out	-52,340.26	-535,108.90
Dividend and interest income	5,035.81	26,958.50
Change in market value	5,601.97	126,269.86
Closing account value	\$583,818.66	\$583,818.66



Portfolio Management Program
December 2013

Account name:
Friendly account name: Foundation
Account number: Y1 17275 SH

THE DANIELLE MCKERMAN RILEY

Your Financial Advisor:
THE SAGER SWASEY GROUP
212-821-7000/800-308-3140

Cash activity summary

See Account activity this month for details. Balances in your Sweep Options are included in the opening and closing balances value. FDIC insurance applies only to deposits at UBS Bank USA, not to deposits at UBS AG, Stamford Branch or bank deposits placed through the UBS International Deposit Account program. SIPC protection applies to money market sweep fund holdings but not bank deposits. See important information about your statement on the last two pages of this document for details.

	December 2013 (\$)	Year to date (\$)
Opening balances	\$981.53	\$3,140.99
<i>Additions</i>		
Deposits and other funds credited	20,000.00	20,000.00
Dividend and interest income	5,035.81	26,958.50
Proceeds from investment transactions	21,939.87	588,208.43
Total additions	\$46,975.68	\$635,166.93
<i>Subtractions</i>		
Checks and bill payments	-6,300.00	-7,680.24
Card payments	-50.00	-11,033.77
Professional management fees and related services	30.02	-9,299.42
Other fees	0.00	-46.26
Other funds debited	-46,020.28	-507,049.21
Funds withdrawn for investments bought	-3,284.66	-110,866.73
Total subtractions	-\$55,624.92	-\$645,975.63
Net cash flow	-\$8,649.24	-\$10,808.70
Closing balances	-\$7,667.71	-\$7,667.71

Handwritten notes: 5.68, 1, 2

Dividend and interest income earned

For purposes of this statement, taxability of interest and dividend income has been determined from a US tax reporting perspective. Based upon the residence of the account holder, account type, or product type, some interest and/or dividend payments may not be subject to United States (US) and/or Puerto Rico (PR) income taxes. The client monthly statement is not intended to be used and cannot be relied upon for tax purposes. Clients should refer to the applicable tax reporting forms they receive from UBS annually, such as the Forms 1099 and the Forms 480, for tax reporting information. It is the practice of UBS to file the applicable tax reporting forms with the US Internal Revenue Service and PR Treasury Department, and in such forms accurately classify dividends and/or interest as tax exempt or taxable income. Please consult your individual tax preparer.

	December 2013 (\$)	Year to date (\$)
Taxable dividends	5,035.81	26,732.05
Taxable interest	0.00	0.22
Total current year	\$5,035.81	\$26,732.27
Prior year adjustment	0.00	226.23
Total dividend & interest	\$5,035.81	\$26,958.50

Summary of gains and losses

Values reported below exclude products for which gains and losses are not classified

	Realized gains and losses		Unrealized gains and losses (\$)
	December 2013 (\$)	Year to date (\$)	
Short term	249.83	6,597.72	2,353.11
Long term	10,767.37	47,075.36	104,074.38
Total	\$11,017.20	\$53,673.08	\$106,427.49

Withholdings and tax summary

	December 2013 (\$)	Year to date (\$)
Foreign taxes paid	-20.28	-969.55



Portfolio Management Program
December 2013

Account name: THE DANIELLE MCKERNAN RILEY
Friendly account name: Foundation
Account number: Y1 17275 SH

Your Financial Advisor:
THE SAGER SWASEY GROUP
212-821-7000/800-308-3140

UBS Bank USA Business Account APY

Interest period Nov 7 - Dec 5

Opening UBS Bank USA Business balance Nov 7	\$994.29
Closing UBS Bank USA Business balance Dec 5	\$1,473.44
Number of days in interest period	29
Average daily balance	\$856.08
Interest earned	\$0.00
Annual percentage yield earned	0.00%



Portfolio Management Program
December 2013

Account name: THE DANIELLE MCKERNAN RILEY
Friendly account name: Foundation
Account number: Y1 17275 SH

Your Financial Advisor:
THE SAGER SWASEY GROUP
212-821-7000/800-308-3140

Your assets

Some prices, income and current values shown may be approximate. As a result, gains and losses may not be accurately reflected. See *important information about your statement* at the end of this document for more information.

Cash

Cash and money balances

Holding	Opening balance on Dec 1 (\$)	Closing balance on Dec 31 (\$)	Price per share on Dec 31 (\$)	Average rate	Dividend/Interest period	Days in period	Cap amount (\$)
Cash	0 00	-7,667 71					
UBS BANK USA BUS ACCT	981 53	0 00					250,000 00
Total	\$981.53	-\$7,667.71					

Equities

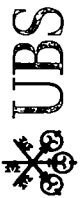
Common stock

Holding	Trade date	Number of shares	Purchase price/Average price per share (\$)	Cost basis (\$)	Price per share on Dec 31 (\$)	Value on Dec 31 (\$)	Unrealized gain or loss (\$)	Holding period
AFLAC INC								
Symbol AFL Exchange NYSE	Mar 6, 12	39,000	45 247	1,764 66	66 800	2,605 20	840 54	LT
EAI \$371 Current yield 2.21%	Mar 6, 12	17,000	45 247	769 21	66 800	1,135 60	366 39	LT
	Apr 10, 12	141,000	42 887	6,047 17	66 800	9,418 80	3,371 63	LT
	Apr 23, 12	41,000	41 110	1,685 51	66 800	2,738 80	1,053 29	LT
	Nov 12, 12	5,000	49 590	247 95	66 800	334 00	86 05	LT
	Aug 12, 13	8,000	61 460	491 68	66 800	534 40	42 72	ST
Security total		251,000	43 849	11,006 18		16,766 80	5,760 62	

BOEING COMPANY

Symbol BA Exchange NYSE	Mar 6, 12	25,000	72 400	1,810 00	136 490	3,412 25	1,602 25	LT
EAI \$432 Current yield 2.14%	Mar 6, 12	10,000	72 400	724 00	136 490	1,364 90	640 90	LT
	Apr 10, 12	77,000	72 040	5,547 08	136 490	10,509 73	4,962 65	LT
	Apr 23, 12	23,000	72 350	1,664 05	136 490	3,139 27	1,475 22	LT
	Oct 8, 12	13,000	70 980	922 74	136 490	1,774 37	851 63	LT
Security total		148,000	72 080	10,667 87		20,200 52	9,532 65	

continued next page



Portfolio Management Program
December 2013

Account name: THE DANIELLE MCKERNAN RILEY
Friendly account name: Foundation
Account number: Y1 17275 SH

Your Financial Advisor:
THE SAGER SWASEY GROUP
212-821-7000/800-308-3140

Your assets • Equities • Common stock (continued)

Holding	Trade date	Number of shares	Purchase price/Average price per share (\$)	Cost basis (\$)	Price per share on Dec 31 (\$)	Value on Dec 31 (\$)	Unrealized gain or loss (\$)	Holding period
BRITISH AMER TOBACCO PLC GB								
SPON ADR								
Symbol BTI Exchange AMEX								
EAI \$627 Current yield 4.03%								
	Mar 6, 12	25,000	100.300	2,507.50	107.420	2,685.50	178.00	LT
	Mar 6, 12	10,000	100.300	1,003.00	107.420	1,074.20	71.20	LT
	Apr 10, 12	55,000	100.130	5,507.15	107.420	5,908.10	400.95	LT
	Apr 23, 12	16,000	103.500	1,656.00	107.420	1,718.72	62.72	LT
	Nov 12, 12	10,000	102.340	1,023.40	107.420	1,074.20	50.80	LT
	Aug 12, 13	29,000	106.760	3,096.04	107.420	3,115.18	19.14	ST
Security total		145,000	102.021	14,793.09		15,575.90	782.81	
CLOROX CO								
Symbol CLX Exchange NYSE								
EAI \$514 Current yield 3.06%								
	Oct 8, 12	140,000	74.500	10,430.00	92.760	12,986.40	2,556.40	LT
	Oct 8, 12	12,000	74.500	894.00	92.760	1,113.12	219.12	LT
	Nov 12, 12	13,000	72.800	946.40	92.760	1,205.88	259.48	LT
	Aug 12, 13	16,000	85.750	1,372.00	92.760	1,484.16	112.16	ST
Security total		181,000	75.372	13,642.40		16,789.56	3,147.16	
COCA COLA CO COM								
Symbol KO Exchange NYSE								
EAI \$435 Current yield 2.71%								
	Mar 6, 12	79,000	34.394	2,717.20	41.310	3,263.49	546.29	LT
	Mar 6, 12	26,000	34.395	894.27	41.310	1,074.06	179.79	LT
	Apr 10, 12	134,000	36.305	4,864.87	41.310	5,535.54	670.67	LT
	Apr 23, 12	46,000	36.735	1,689.81	41.310	1,900.26	210.45	LT
	Nov 12, 12	47,000	36.150	1,699.05	41.310	1,941.57	242.52	LT
	Aug 12, 13	56,000	39.740	2,225.44	41.310	2,313.36	87.92	ST
Security total		388,000	36.316	14,090.64		16,028.28	1,937.64	
COLGATE PALMOLIVE CO								
Symbol CL Exchange NYSE								
EAI \$345 Current yield 2.08%								
	Mar 6, 12	51,000	46.720	2,382.72	65.210	3,325.71	942.99	LT
	Mar 6, 12	17,000	46.720	794.24	65.210	1,108.57	314.33	LT
	Apr 10, 12	104,000	48.269	5,020.07	65.210	6,781.84	1,761.77	LT
	Apr 23, 12	34,000	48.790	1,658.86	65.210	2,217.14	558.28	LT
	Nov 12, 12	24,000	52.165	1,251.96	65.210	1,565.04	313.08	LT

continued next page



Portfolio Management Program
December 2013

Account name: THE DANIELLE MCKERNAN RILEY
Friendly account name: Foundation
Account number: Y1 17275 SH

Your Financial Advisor:
THE SAGER SWASEY GROUP
212-821-7000/800-308-3140

Your assets • Equities • Common stock (continued)

Holding	Trade date	Number of shares	Purchase price/Average price per share (\$)	Cost basis (\$)	Price per share on Dec 31 (\$)	Value on Dec 31 (\$)	Unrealized gain or loss (\$)	Holding period
Security total	Aug 12, 13	24,000	60.730	1,457.52	65.210	1,565.04	107.52	ST
254,000			49.470	12,565.37		16,563.34	3,997.97	
CSX CORPORATION								
Symbol CSX Exchange NYSE								
EAI \$364 Current yield 2.09%								
	Jun 12, 12	464,000	21.340	9,901.76	28.770	13,349.28	3,447.52	LT
	Jun 12, 12	41,000	21.340	874.94	28.770	1,179.57	304.63	LT
	Oct 8, 12	3,000	21.686	65.06	28.770	86.31	21.25	LT
	Nov 12, 12	96,000	20.009	1,920.95	28.770	2,761.92	840.97	LT
	Aug 12, 13	2,000	25.450	50.90	28.770	57.54	6.64	ST
Security total		606,000	21.145	12,813.61		17,434.62	4,621.01	
DIAGEO PLC NEW GB SPON ADR								
Symbol DEO Exchange NYSE								
EAI \$360 Current yield 2.27%								
	Mar 6, 12	19,000	94.930	1,803.67	132.420	2,515.98	712.31	LT
	Mar 6, 12	8,000	94.930	759.44	132.420	1,059.36	299.92	LT
	Apr 10, 12	56,000	96.159	5,384.95	132.420	7,415.52	2,030.57	LT
	Apr 23, 12	17,000	100.580	1,709.86	132.420	2,251.14	541.28	LT
	Nov 12, 12	5,000	114.920	574.60	132.420	662.10	87.50	LT
	Aug 12, 13	15,000	129.190	1,937.85	132.420	1,986.30	48.45	ST
Security total		120,000	101.420	12,170.37		15,890.40	3,720.03	
EMERSON ELECTRIC CO								
Symbol EMR Exchange NYSE								
EAI \$427 Current yield 2.45%								
	Mar 6, 12	63,000	48.810	3,075.03	70.180	4,421.34	1,346.31	LT
	Mar 6, 12	17,000	48.810	829.77	70.180	1,193.06	363.29	LT
	Apr 10, 12	105,000	50.067	5,257.10	70.180	7,368.90	2,111.80	LT
	Apr 23, 12	33,000	49.880	1,646.04	70.180	2,315.94	669.90	LT
	Oct 8, 12	20,000	49.080	981.60	70.180	1,403.60	422.00	LT
	Nov 12, 12	2,000	50.430	100.86	70.180	140.36	39.50	LT
	Aug 12, 13	8,000	62.400	499.20	70.180	561.44	62.24	ST
Security total		248,000	49.958	12,389.60		17,404.64	5,015.04	
ILLINOIS TOOL WORKS INC								
Symbol ITW Exchange NYSE								
EAI \$351 Current yield 2.00%								
	Mar 6, 12	51,000	53.940	2,750.94	84.080	4,288.08	1,537.14	LT

continued next page



Portfolio Management Program
December 2013

Account name: THE DANIELLE MCKERNAN RILEY
Friendly account name: Foundation
Account number: Y1 17275 SH

Your Financial Advisor:
THE SAGER SWASEY GROUP
212-821-7000/800-308-3140

Your assets ▶ Equities ▶ Common stock (continued)

Holding	Trade date	Number of shares	Purchase price/Average price per share (\$)	Cost basis (\$)	Price per share on Dec 31 (\$)	Value on Dec 31 (\$)	Unrealized gain or loss (\$)	Holding period
	Mar 6, 12	14,000	53.940	755.16	84.080	1,177.12	421.96	LT
	Apr 10, 12	96,000	55.230	5,302.08	84.080	8,071.68	2,769.60	LT
	Apr 23, 12	30,000	55.060	1,651.80	84.080	2,522.40	870.60	LT
	Nov 12, 12	8,000	60.820	486.56	84.080	672.64	186.08	LT
	Aug 12, 13	10,000	73.700	737.00	84.080	840.80	103.80	ST
Security total		209,000	55.902	11,683.54		17,572.72	5,889.18	
INTEL CORP								
Symbol INTC Exchange OTC								
EAI \$614 Current yield 3.47%								
	Mar 6, 12	46,000	26.347	1,212.00	25.955	1,193.93	-18.07	LT
	Mar 6, 12	32,000	26.347	843.13	25.955	830.56	-12.57	LT
	Apr 10, 12	177,000	27.806	4,921.77	25.955	4,594.04	-327.73	LT
	Apr 23, 12	61,000	27.370	1,669.57	25.955	1,583.26	-86.31	LT
	Oct 8, 12	170,000	22.477	3,821.16	25.955	4,412.35	591.19	LT
	Nov 12, 12	89,000	20.860	1,856.54	25.955	2,310.00	453.46	LT
	Aug 12, 13	107,000	22.655	2,424.19	25.955	2,777.19	353.00	ST
Security total		682,000	24.558	16,748.36		17,701.31	952.97	
JOHNSON & JOHNSON COM								
Symbol JNJ Exchange NYSE								
EAI \$444 Current yield 2.89%								
	Mar 6, 12	38,000	64.260	2,441.88	91.590	3,480.42	1,038.54	LT
	Mar 6, 12	11,000	64.260	706.86	91.590	1,007.49	300.63	LT
	Apr 10, 12	84,000	64.510	5,418.84	91.590	7,693.56	2,274.72	LT
	Apr 23, 12	26,000	63.450	1,649.70	91.590	2,381.34	731.64	LT
	Nov 12, 12	9,000	69.530	625.77	91.590	824.31	198.54	LT
Security total		168,000	64.542	10,843.05		15,387.12	4,544.07	
MEDTRONIC INC								
Symbol MDT Exchange NYSE								
EAI \$314 Current yield 1.95%								
	Mar 6, 12	28,000	37.416	1,047.66	57.390	1,606.92	559.26	LT
	Mar 6, 12	19,000	37.416	710.92	57.390	1,090.41	379.49	LT
	Apr 10, 12	144,000	37.707	5,429.91	57.390	8,264.16	2,834.25	LT
	Apr 23, 12	45,000	37.190	1,673.55	57.390	2,582.55	909.00	LT
	Nov 12, 12	44,000	41.186	1,812.22	57.390	2,525.16	712.94	LT
Security total		280,000	38.122	10,674.26		16,069.20	5,394.94	

continued next page



Portfolio Management Program
December 2013

Account name: THE DANIELLE MCKERNAN RILEY
Friendly account name: Foundation
Account number: Y1 17275 SH

Your Financial Advisor:
THE SAGER SWASEY GROUP
212-821-7000/800-308-3140

Your assets • Equities • Common stock (continued)

Holding	Trade date	Number of shares	Purchase price/Average price per share (\$)	Cost basis (\$)	Price per share on Dec 31 (\$)	Value on Dec 31 (\$)	Unrealized gain or loss (\$)	Holding period
NEXTERA ENERGY INC COM								
Symbol NEE Exchange NYSE								
EAI \$478 Current yield 3 08%	Mar 6, 12	40 000	59 550	2,382 00	85 620	3,424 80	1,042 80	LT
	Mar 6, 12	12 000	59 550	714 60	85 620	1,027 44	312 84	LT
	Apr 10, 12	80 000	62 329	4,986 39	85 620	6,849 60	1,863.21	LT
	Apr 23, 12	26 000	63 300	1,645 80	85 620	2,226.12	580 32	LT
	Nov 12, 12	23 000	67 030	1,541 69	85 620	1,969 26	427 57	LT
Security total		181 000	62.268	11,270 48		15,497 22	4,226 74	
NORDSTROM INC								
Symbol JWN Exchange NYSE								
EAI \$308 Current yield 1 94%	Aug 12, 13	240 000	60 168	14,440 36	61 800	14,832 00	391.64	ST
	Aug 12, 13	17 000	60 168	1,022 86	61 800	1,050 60	27.74	ST
Security total		257 000	60 168	15,463 22		15,882 60	419 38	
NORTHEAST UTILITIES								
Symbol NU Exchange NYSE								
EAI \$523 Current yield 3 47%	Mar 6, 12	70 000	35 966	2,517 66	42 390	2,967 30	449 64	LT
	Mar 6, 12	24 000	35 966	863 20	42 390	1,017 36	154 16	LT
	Apr 10, 12	149 000	36 106	5,379.88	42,390	6,316 11	936 23	LT
	Apr 23, 12	46 000	36 100	1,660 60	42,390	1,949 94	289 34	LT
	Nov 12, 12	28 000	38 020	1,064 56	42 390	1,186 92	122 36	LT
	Aug 12, 13	39 000	43 330	1,689 87	42 390	1,653 21	-36 66	ST
Security total		356 000	37.011	13,175 77		15,090 84	1,915 07	
NOVARTIS AG SPON ADR								
Symbol NVS Exchange NYSE								
EAI \$434 Current yield 2 56%	Mar 6, 12	40 000	53 250	2,130 00	80 380	3,215 20	1,085 20	LT
	Mar 6, 12	14 000	53 249	745 49	80 380	1,125 32	379 83	LT
	Apr 10, 12	97 000	54 630	5,299 11	80 380	7,796 86	2,497 75	LT
	Apr 23, 12	30 000	55 700	1,671 00	80 380	2,411 40	740 40	LT
	Nov 12, 12	19 000	60 490	1,149 31	80 380	1,527 22	377.91	LT
	Aug 12, 13	11 000	73 220	805 42	80 380	884 18	78 76	ST
Security total		211 000	55.926	11,800 33		16,960.18	5,159.85	

continued next page



Portfolio Management Program
December 2013

Account name: THE DANIELLE MCKERNAN RILEY
Friendly account name: Foundation
Account number: Y1 17275 SH

Your Financial Advisor:
THE SAGER SWASEY GROUP
212-821-7000/800-308-3140

Your assets • Equities • Common stock (continued)

Holding	Trade date	Number of shares	Purchase price/Average price per share (\$)	Cost basis (\$)	Price per share on Dec 31 (\$)	Value on Dec 31 (\$)	Unrealized gain or loss (\$)	Holding period
OCCIDENTAL PETROLEUM CRP								
Symbol OXY Exchange NYSE								
EAI \$448 Current yield 2.69%								
	Apr 10, 12	78,000	90.263	7,040.53	95.100	7,417.80	377.27	LT
	Apr 10, 12	12,000	90.263	1,083.16	95.100	1,141.20	58.04	LT
	Apr 23, 12	19,000	87.600	1,664.40	95.100	1,806.90	142.50	LT
	Oct 8, 12	20,000	84.440	1,688.80	95.100	1,902.00	213.20	LT
	Nov 12, 12	28,000	76.750	2,149.00	95.100	2,662.80	513.80	LT
	Aug 12, 13	18,000	88.010	1,584.18	95.100	1,711.80	127.62	ST
Security total		175,000	86.915	15,210.07		16,642.50	1,432.43	

PEARSON PLC SPON ADR								
Symbol PSO Exchange NYSE								
EAI \$535 Current yield 3.21%								
	Mar 6, 12	81,000	18.726	1,516.81	22.400	1,814.40	297.59	LT
	Mar 6, 12	50,000	18.726	936.30	22.400	1,120.00	183.70	LT
	Apr 10, 12	334,000	17.844	5,960.06	22.400	7,481.60	1,521.54	LT
	Apr 23, 12	93,000	17.980	1,672.14	22.400	2,083.20	411.06	LT
	Nov 12, 12	55,000	19.559	1,075.79	22.400	1,232.00	156.21	LT
	Aug 12, 13	132,000	20.711	2,733.98	22.400	2,956.80	222.82	ST
Security total		745,000	18.651	13,895.08		16,688.00	2,792.92	

SANOFI SPON ADR								
Symbol SNO Exchange NYSE								
EAI \$374 Current yield 2.34%								
	Mar 6, 12	39,000	36.997	1,442.91	53.630	2,091.57	648.66	LT
	Mar 6, 12	20,000	36.997	739.95	53.630	1,072.60	332.65	LT
	Apr 10, 12	153,000	36.770	5,625.81	53.630	8,205.39	2,579.58	LT
	Apr 23, 12	45,000	36.660	1,649.70	53.630	2,413.35	763.65	LT
	Nov 12, 12	21,000	43.460	912.66	53.630	1,126.23	213.57	LT
	Aug 12, 13	20,000	51.913	1,038.27	53.630	1,072.60	34.33	ST
Security total		298,000	38.286	11,409.30		15,981.74	4,572.44	

STANLEY BLACK & DECKER INC COM								
Symbol SWK Exchange NYSE								
EAI \$354 Current yield 2.48%								
	Aug 12, 13	165,000	87.704	14,471.27	80.690	13,313.85	-1,157.42	ST
	Aug 12, 13	12,000	87.705	1,052.46	80.690	968.28	-84.18	ST
Security total		177,000	87.705	15,523.73		14,282.13	-1,241.60	

continued next page



Portfolio Management Program
December 2013

Account name: THE DANIELLE MCKERNAN RILEY
Friendly account name: Foundation
Account number: Y1 17275 SH

Your Financial Advisor:
THE SAGER SWASEY GROUP
212-821-7000/800-308-3140

Your assets • Equities • Common stock (continued)

Holding	Trade date	Number of shares	Purchase price/ Average price per share (\$)	Cost basis (\$)	Price per share on Dec 31 (\$)	Value on Dec 31 (\$)	Unrealized gain or loss (\$)	Holding period
TEVA PHARMACEUTICALS IND LTD								
ISRAEL ADR								
Symbol TEVA Exchange OTC								
EAI \$424 Current yield 2.71%	Feb 11, 13	304,000	38.395	11,672.23	40.080	12,184.32	512.09	ST
	Feb 11, 13	26,000	38.395	998.28	40.080	1,042.08	43.80	ST
	Aug 12, 13	60,000	39.650	2,379.00	40.080	2,404.80	25.80	ST
Security total		390,000	38.588	15,049.51		15,631.20	581.69	
UNILEVER PLC AMER SHS NEW SPON								
ADR								
Symbol UL Exchange NYSE								
EAI \$536 Current yield 3.39%	Oct 8, 12	277,000	37.356	10,347.66	41.200	11,412.40	1,064.74	LT
	Oct 8, 12	26,000	37.356	971.26	41.200	1,071.20	99.94	LT
	Nov 12, 12	22,000	36.860	810.92	41.200	906.40	95.48	LT
	Aug 12, 13	59,000	40.120	2,367.08	41.200	2,430.80	63.72	ST
Security total		384,000	37.752	14,496.92		15,820.80	1,323.88	
UNITED PARCEL SERVICE INC CL B								
Symbol UPS Exchange NYSE								
EAI \$434 Current yield 2.36%	Apr 10, 12	98,000	78.767	7,719.22	105.080	10,297.84	2,578.62	LT
	Apr 10, 12	12,000	78.768	945.22	105.080	1,260.96	315.74	LT
	Apr 23, 12	21,000	78.630	1,651.23	105.080	2,206.68	555.45	LT
	Oct 8, 12	24,000	73.510	1,764.24	105.080	2,521.92	757.68	LT
	Nov 12, 12	12,000	72.560	870.72	105.080	1,260.96	390.24	LT
	Aug 12, 13	8,000	87.880	703.04	105.080	840.64	137.60	ST
Security total		175,000	78.021	13,653.67		18,389.00	4,735.33	
UNITD TECHNOLOGIES CORP								
Symbol UTX Exchange NYSE								
EAI \$345 Current yield 2.08%	Mar 6, 12	17,000	81.490	1,385.33	113.800	1,934.60	549.27	LT
	Mar 6, 12	10,000	81.490	814.90	113.800	1,138.00	323.10	LT
	Apr 10, 12	73,000	79.490	5,802.77	113.800	8,307.40	2,504.63	LT
	Apr 23, 12	21,000	79.610	1,671.81	113.800	2,389.80	717.99	LT
	Oct 8, 12	11,000	78.230	860.53	113.800	1,251.80	391.27	LT
	Nov 12, 12	14,000	76.370	1,069.18	113.800	1,593.20	524.02	LT

continued next page



Your assets • Equities • Common stock (continued)

Holding	Trade date	Number of shares	Purchase price/Average price per share (\$)	Cost basis (\$)	Price per share on Dec 31 (\$)	Value on Dec 31 (\$)	Unrealized gain or loss (\$)	Holding period
Security total		146,000	79,483	11,604,52		16,614,80	5,010,28	
VF CORP								
Symbol VFC Exchange NYSE								
EAI \$328 Current yield 1.69%	Nov 12, 12	287,000	39,310	11,281,97	62,340	17,891,58	6,609,61	LT
	Nov 12, 12	21,000	39,310	825,51	62,340	1,309,14	483,63	LT
	Aug 12, 13	4,000	49,530	198,12	62,340	249,36	51,24	ST
Security total		312,000	39,441	12,305,60		19,450,08	7,144,48	
YUM! BRANDS INC								
Symbol YUM Exchange NYSE								
EAI \$327 Current yield 1.96%	Nov 11, 13	206,000	71,634	14,756,66	75,610	15,575,66	819,00	ST
	Nov 11, 13	15,000	71,634	1,074,51	75,610	1,134,15	59,64	ST
Security total		221,000	71,634	15,831,17		16,709,81	878,64	
Total				\$354,777.71		\$449,025.31	\$94,247.62	
Total estimated annual income: \$11,446								

Mutual funds

Total reinvested is the total of all reinvested dividends. It does not include any cash dividends. It is not a tax lot for the purposes of determining holding periods or cost basis. The shares you receive each time you reinvest dividends become a separate tax lot.

Cost basis is the total purchase cost of the security, including reinvested dividends. The cost basis may need to be adjusted for return of capital payments in order to determine the adjusted cost basis for tax reporting purposes.

Unrealized (tax) gain or loss is the difference between the current value and the cost basis and would generally be your taxable gain or loss if the security was sold on this date. The unrealized (tax) gain or loss may need to be adjusted for return of capital payments in order to determine the realized gain or loss for tax reporting purposes.

Investment return is the current value minus the amount you invested. It does not include shares that are not reflected on your statement, including shares that have been realized as either a gain or a loss. It also does not include cash dividends that were not reinvested.

Holding	Trade date	Number of shares	Purchase price/Average price per share (\$)	Client investment (\$)	Cost basis (\$)	Price per share on Dec 31 (\$)	Value on Dec 31 (\$)	Unrealized (tax) gain or loss (\$)	Investment return (\$)	Holding period
MILLER CONVERTIBLE FUND										
CLASS A										
Symbol MCFAX										
Trade date Mar 6, 12		1,580,964	10,950	17,311,56	12,410	19,619,76	2,308,20			LT
Trade date Apr 23, 12		3,686,636	10,849	40,000,00	12,410	45,751,16	5,751,16			LT
Total reinvested		526,048	11,789	6,201,98	12,410	6,528,26	326,28			
EAI \$1,808 Current yield 2.51%										
Security total		5,793,648	10,963	57,311,56	71,899,18	8,385,64	14,587,62			
OPPENHEIMER DEVELOPING										

continued next page



Portfolio Management Program
December 2013

Account name: THE DANIELLE MCKERNAN RILEY
Friendly account name: Foundation
Account number: Y1 17275 SH

Your Financial Advisor:
THE SAGER SWASEY GROUP
212-821-7000/800-308-3140

Your assets • Equities • Mutual funds (continued)

Holding	Number of shares	Purchase price/ Average price per share (\$)	Client investment (\$)	Cost basis (\$)	Price per share on Dec 31 (\$)	Value on Dec 31 (\$)	Unrealized (tax) gain or loss (\$)	Investment return (\$)	Holding period
MARKETS FUND CL A									
Symbol	ODMAX								
Trade date	Mar 5, 12	30 794	33 569	1,033 75	38 020	1,170 79	137 04		LT
Trade date	Mar 6, 12	359 455	32 760	11,775 76	38 020	13,666 48	1,890 72		LT
Trade date	Mar 6, 12	37 370	32 759	1,224 24	38 020	1,420 81	196 57		LT
Trade date	Apr 23, 12	577 508	32 899	19,000 00	38 020	21,956 85	2,956 85		LT
Total reinvested	11 313	35 925		406 42	38 020	430 12	23 70		
EAI \$37 Current yield	0	10%							
Security total	1,016 440	32 899	33,033 75	33,440 17		38,645 04	5,204 88	5,611 30	
Total			\$90,345.31	\$96,953.71		\$110,544.22	\$13,590.52	\$20,198.91	

Total estimated annual income: \$1,845

Fixed income

Mutual funds

Total reinvested is the total of all reinvested dividends. It does not include any cash dividends. It is not a tax lot for the purposes of determining holding periods or cost basis. The shares you receive each time you reinvest dividends become a separate tax lot.

Cost basis is the total purchase cost of the security, including reinvested dividends. The cost basis may need to be adjusted for return of capital payments in order to determine the adjusted cost basis for tax reporting purposes.

Unrealized (tax) gain or loss is the difference between the current value and the cost basis and would generally be your taxable gain or loss if the security was sold on this date. The unrealized (tax) gain or loss may need to be adjusted for return of capital payments in order to determine the realized gain or loss for tax reporting purposes.

Investment return is the current value minus the amount you invested. It does not include shares that are not reflected on your statement, including shares that have been realized as either a gain or a loss. It also does not include cash dividends that were not reinvested.

Holding	Number of shares	Purchase price/ Average price per share (\$)	Client investment (\$)	Cost basis (\$)	Price per share on Dec 31 (\$)	Value on Dec 31 (\$)	Unrealized (tax) gain or loss (\$)	Investment return (\$)	Holding period
DELAWARE DIVERSIFIED									
INCOME FUND CLASS A									
Symbol	DPDFX								
Trade date	Apr 23, 12	2,302 026	9 269	21,339 78	8 890	20,465 01	-874 77		LT
Trade date	Apr 23, 12	224 961	9 270	2,085 39	8 890	1,999 90	-85 49		LT
Total reinvested	1,063 209	9 313		9,902 32 ²	8 890	9,451 93	-450 39		
EAI \$1,185 Current yield	3	71%							
Security total	3,590 196	9 283	23,425 17	33,327 49		31,916 84	-1,410 65	8,491 67	

² Value has been adjusted to include the amount of the disallowed loss as a result of a Wash Sale transaction



Portfolio Management Program
December 2013

Account name: THE DANIELLE MCKERNAN RILEY
Friendly account name: Foundation
Account number: Y1 17275 SH

Your Financial Advisor:
THE SAGER SWASEY GROUP
212-821-7000/800-308-3140

Your assets (continued)

Your total assets

Cash	Value on Dec 31 (\$)	Percentage of your account	Cost basis (\$)	Estimated annual income (\$)	Unrealized gain or loss (\$)
1 Cash and money balances					
Equities					
Common stock	449,025.31		354,777.71	11,446.00	94,247.62
Mutual funds	110,544.22		96,953.71	1,845.00	13,590.52
Total equities	559,569.53	94.60%	451,731.42	13,291.00	107,838.14
Mutual funds	31,916.84	5.40%	33,327.49	1,185.00	-1,410.65
Total	\$591,486.37	100.00%	\$485,058.91	\$14,476.00	\$106,427.49

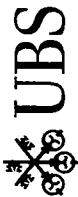
¹ Values in Cash and money balances exclude any outstanding margin loan or unsecured debit balance. These balances are reflected as liabilities in the balance sheet section of the statement

Account activity this month

For more information about the price/value shown for restricted securities, see *Important information about your statement* at the end of this document

Date	Activity	Description	Your expense code	Quantity/Face value	Price/Value (\$)	Cash amount (\$)	Cash and money balance (\$)
Nov 29	Cash and money balance						
Dec 2	Dividend	INTEL CORP PAID ON	724 AS OF 12/01/13			162.90	
Dec 2	Dividend	AFLAC INC PAID ON	267			98.79	1,243.22
Dec 3	Foreign Dividend	TEVA PHARMACEUTICALS IND LTD ISRAEL ADR PAID ON	414			135.18	
		CUSIP 881624209					
Dec 3	Foreign Tax Withheld	TEVA PHARMACEUTICALS IND LTD ISRAEL ADR				-20.28	1,358.12
		CUSIP 881624209					
Dec 4	Dividend	UNITED PARCEL SERVICE INC CL B PAID ON				115.32	1,473.44
		186					
Dec 6	Bsa Check	BOWERY F&B LLC CHECK PAID	001154			-6,300.00	
Dec 6	Dividend	BOEING COMPANY PAID ON	157			76.15	-4,750.41
Dec 9	Dividend	OPPENHEIMER DEVELOPING MARKETS FUND CL A				36.81	
Dec 9	Lt Cap Gain	OPPENHEIMER DEVELOPING MARKETS FUND CL A				181.13	
		LONG TERM CAPITAL GAIN					
Dec 9	Reinvestment	OPPENHEIMER DEVELOPING MARKETS FUND CL A LT		4.826		-181.13	
		CAP GAINS REINVESTED AT 37 53 NAV ON 12/06/13					

continued next page



Portfolio Management Program
December 2013

Account name: THE DANIELLE MCKERNAN RILEY
Friendly account name: Foundation
Account number: Y1 17275 SH

Your Financial Advisor:
THE SAGER SWASEY GROUP
212-821-7000/800-308-3140

Account activity this month (continued)

Date	Activity	Description	Your expense code	Quantity/ Face value	Price/Value (\$)	Cash amount (\$)	Cash and money balance (\$)
Dec 9	Reinvestment	OPPENHEIMER DEVELOPING MARKETS FUND CL A DIVIDEND REINVESTED AT 37.53 NAV ON 12/06/13		0.981		-36.81	-4,750.41
Dec 10	Dividend	EMERSON ELECTRIC CO PAID ON 263				113.09	
Dec 10	Dividend	JOHNSON & JOHNSON COM PAID ON 168				110.88	
Dec 10	Dividend	STANLEY BLACK & DECKER INC COM PAID ON 177				88.50	
Dec 10	Dividend	UNTD TECHNOLOGIES CORP PAID ON 155				91.45	-4,346.49
Dec 11	Foreign Dividend	UNILEVER PLC AMER SHS NEW SPON ADR PAID ON 408 CUSIP 904767704				150.06	-4,196.43
Dec 12	Sold	TOTAL S A FRANCE SPON ADR DE Other fees and charges \$.29 SYMBOL TOT ▶ CUSIP NO 89151E109 ▶ Location of Execution 01 ▶ Capacity Agent		-288.000	58.82	16,939.87	12,743.44
Dec 13	Dividend	CSX CORPORATION PAID ON 606				90.90	12,834.34
Dec 16	Dividend	COCA COLA CO COM PAID ON 388				108.64	
Dec 16	Dividend	NORDSTROM INC PAID ON 257				77.10	
Dec 16	Dividend	NEXTERA ENERGY INC COM PAID ON 181				119.46	13,139.54
Dec 17	Dividend	MILLER CONVERTIBLE FUND CLASS A AS OF 12/16/13				44.06	
Dec 17	St Cap Gain	MILLER CONVERTIBLE FUND CLASS A SHORT TERM CAPITAL GAIN AS OF 12/16/13				213.74	
Dec 17	Lt Cap Gain	MILLER CONVERTIBLE FUND CLASS A LONG TERM CAPITAL GAIN AS OF 12/16/13				2,708.37	
Dec 17	Reinvestment	MILLER CONVERTIBLE FUND CLASS A DIVIDEND REINVESTED AT 12.12 NAV ON 12/16/13 AS OF 12/16/13		3.635		-44.06	
Dec 17	Reinvestment	MILLER CONVERTIBLE FUND CLASS A ST CAP GAINS REINVESTED AT 12.12 NAV ON 12/16/13 AS OF 12/16/13		17.635		-213.74	
Dec 17	Reinvestment	MILLER CONVERTIBLE FUND CLASS A LT CAP GAINS REINVESTED AT 12.12 NAV ON 12/16/13 AS OF 12/16/13		223.463		-2,708.37	13,139.54
Dec 19	Fee Rebate	MILLER CONVERTIBLE FUND CLASS A 12B-1 FEE REBATE AS OF 12/16/13				15.67	
Dec 19	Fee Rebate	OPPENHEIMER DEVELOPING MARKETS FUND CL A 12B-1 FEE REBATE AS OF 12/16/13				7.81	

continued next page



Portfolio Management Program
December 2013

Account name: THE DANIELLE MCKERNAN RILEY
Friendly account name: Foundation
Account number: Y1 17275 SH

Your Financial Advisor:
THE SAGER SWASEY GROUP
212-821-7000/800-308-3140

Account activity this month (continued)

Date	Activity	Description	Your expense code	Quantity/ Face value	Price/Value (\$)	Cash amount (\$)	Cash and money balance (\$)
Dec 19	Fee Rebate	DELAWARE DIVERSIFIED INCOME FUND CLASS A 12B-1 FEE REBATE AS OF 12/16/13				6.54	13,169.56
Dec 20	Dividend	VF CORP PAID ON	78			81.90	13,251.46
Dec 23	Dividend	DELAWARE DIVERSIFIED INCOME FUND CLASS A AS OF 12/20/13		100.55			
Dec 23	Reinvestment	DELAWARE DIVERSIFIED INCOME FUND CLASS A DIVIDEND REINVESTED AT 8.90 NAV ON 12/20/13 AS OF 12/20/13		11,298		-100.55	
Dec 23	Dividend	VF CORP STOCK SPLIT SYMBOL VFC RATE PAID ON	3.00 78	234,000			13,251.46
Dec 26	Withdrawal	FEDERAL FUNDS TO Roots and Wings AT CITIBANK, N.A.				-15,000.00	-1,748.54
Dec 27	Bank Card	DEBIT CARD ACTIVITY				-50.00	-1,798.54
Dec 30	Dividend	NORTHEAST UTILITIES PAID ON	356			130.83	-1,667.71
Dec 31	Deposit	FEDERAL FUNDS DEPOSIT BY DANIELLE MCKERNAN RILEY AT CITIBANK N.A.				20,000.00	
Dec 31	Withdrawal	FEDERAL FUNDS TO Roots and Wings AT CITIBANK, N.A.				-31,000.00	
Dec 31	Sold	MILLER CONVERTIBLE FUND CLASS A FB0ID 33603321855		-404,858	12,350	5,000.00	-7,667.71
		SOLICITED / DE ▶ The symbol displayed is the Mutual Fund ticker ▶ SYMBOL MCFAX ▶ CUSIP NO 60055P102 ▶ Capacity Agent					
Dec 31		Closing cash and money balance					-\$7,667.71
		Proceeds from investment transactions					\$21,939.87
		Funds used for investment transactions					-\$3,284.66

Amount (\$)

Card purchases

UBS Visa debit XXX2 6046
DANIELLE MCKERNAN RILEY
Professional services

Date	Description	Amount (\$)
Dec 20	MAILCHIMP MAILCHIMP COM GA 163354000079807401	\$50.00
	Total - Professional services	\$50.00
	Total Card charges	\$50.00



Portfolio Management Program
December 2013

Account name: THE DANIELLE MCKERNAN RILEY
Friendly account name: Foundation
Account number: Y1 17275 SH

Your Financial Advisor:
THE SAGER SWASEY GROUP
212-821-7000/800-308-3140

Account activity this month (continued)

Category	Current period(\$)	Year to date (\$)
Card purchase summary		
UBS Visa debit XXX2 6046		
DANIELLE MCKERNAN RILEY		
Purchases	\$0.00	\$4,604.90
Transportation	\$0.00	\$5,603.27
Professional services	\$50.00	\$825.60
Total card purchases	\$50.00	\$11,033.77

Date	Activity	Description	Amount (\$)
Nov 29	Balance forward		\$981.53
Dec 3	Deposit	UBS BANK USA BUSINESS ACCOUNT	261.69
Dec 4	Deposit	UBS BANK USA BUSINESS ACCOUNT	114.90
Dec 5	Deposit	UBS BANK USA BUSINESS ACCOUNT	115.32
Dec 9	Withdrawal	UBS BANK USA BUSINESS ACCOUNT AS OF 12/06/13	-1,473.44
Dec 13	Deposit	UBS BANK USA BUSINESS ACCOUNT	12,743.44
Dec 16	Deposit	UBS BANK USA BUSINESS ACCOUNT	90.90
Dec 17	Deposit	UBS BANK USA BUSINESS ACCOUNT	305.20
Dec 20	Deposit	UBS BANK USA BUSINESS ACCOUNT	30.02
Dec 23	Deposit	UBS BANK USA BUSINESS ACCOUNT	81.90
Dec 27	Withdrawal	UBS BANK USA BUSINESS ACCOUNT AS OF 12/26/13	-13,251.46
Dec 31	Closing UBS Bank USA Business Account		\$0.00

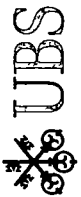
The UBS Bank USA Business Account is your primary sweep option

Unsettled transaction activity

The following transaction(s) are pending settlement

Trade date	Settlement date	Activity	Description	Quantity	Price / Value (\$)	Amount (\$)
Dec 31, 13	Jan 06, 14	Sold	BOEING COMPANY DE	-10 000	136 371700	1,363 70
Dec 31, 13	Jan 06, 14	Sold	BRITISH AMER TOBACCO PLC GB SPON ADR DE	-10 000	106 74	1,067 38
Dec 31, 13	Jan 06, 14	Sold	CSX CORPORATION DE	-41 000	28 613100	1,173 12
Dec 31, 13	Jan 06, 14	Sold	CLOROX CO DE	-12 000	93 07	1,116 82
Dec 31, 13	Jan 06, 14	Sold	COCA COLA CO COM DE	-26 000	41 04	1,067 02

continued next page



Portfolio Management Program
December 2013

Account name: THE DANIELLE MCKERNAN RILEY
Friendly account name: Foundation
Account number: Y1 17275 SH

Your Financial Advisor:
THE SAGER SWASEY GROUP
212-821-7000/800-308-3140

Unsettled transaction activity (continued)

Trade date	Settlement date	Activity	Description	Quantity	Price / Value (\$)	Amount (\$)
Dec 31, 13	Jan 06, 14	Sold	COLGATE PALMOLIVE CO DE	-17 000	65 01	1,105 15
Dec 31, 13	Jan 06, 14	Sold	DIAGEO PLC NEW GB SPON ADR DE	-8 000	131 900100	1,055 18
Dec 31, 13	Jan 06, 14	Sold	EMERSON ELECTRIC CO DE	-17 000	70 30	1,195 08
Dec 31, 13	Jan 06, 14	Sold	AFLAC INC DE	-17 000	66 74	1,134 56
Dec 31, 13	Jan 06, 14	Sold	ILLINOIS TOOL WORKS INC DE	-14 000	84 22	1,179 06
Dec 31, 13	Jan 06, 14	Sold	INTEL CORP DE	-46 000	26 01	1,196 44
Dec 31, 13	Jan 06, 14	Sold	JOHNSON & JOHNSON COM DE	-11 000	91 62	1,007 80
Dec 31, 13	Jan 06, 14	Sold	MEDTRONIC INC DE	-19 000	57 39	1,090 39
Dec 31, 13	Jan 06, 14	Sold	NORDSTROM INC DE	-17 000	62 030100	1,054 49
Dec 31, 13	Jan 06, 14	Sold	NOVARTIS AG SPON ADR DE	-14 000	80 07	1,120 96
Dec 31, 13	Jan 06, 14	Sold	NORTHEAST UTILITIES DE	-24 000	42 266200	1,014 37
Dec 31, 13	Jan 06, 14	Sold	NEXTERA ENERGY INC COM DE	-12 000	85 16	1,021 90
Dec 31, 13	Jan 06, 14	Sold	OCCIDENTAL PETROLEUM CRP DE	-12 000	94 92	1,139 02
Dec 31, 13	Jan 06, 14	Sold	PEARSON PLC SPON ADR DE	-50 000	22 23	1,111 48
Dec 31, 13	Jan 06, 14	Sold	SANOFI SPON ADR DE	-20 000	53 21	1,064 18
Dec 31, 13	Jan 06, 14	Sold	STANLEY BLACK & DECKER INC COM DE	-12 000	81 29	975 46
Dec 31, 13	Jan 06, 14	Sold	TEVA PHARMACEUTICALS IND LTD ISRAEL ADR DE	-26 000	40 00	1,039 98
Dec 31, 13	Jan 06, 14	Sold	UNILEVER PLC AMER SHS NEW SPON ADR DE	-26 000	41 07	1,067 80
Dec 31, 13	Jan 06, 14	Sold	UNITED PARCEL SERVICE INC CL B DE	-12 000	105 09	1,261 06
Dec 31, 13	Jan 06, 14	Sold	UNTD TECHNOLOGIES CORP DE	-10 000	113 19	1,131 88
Dec 31, 13	Jan 06, 14	Sold	VF CORP DE	-21 000	62 386600	1,309 09
Dec 31, 13	Jan 06, 14	Sold	YUM! BRANDS INC DE	-15 000	75 382400	1,130 72
Dec 31, 13	Jan 06, 14	Sold	OPPENHEIMER DEVELOPING MARKETS FUND CL A FB0ID 33655449133	-68 164	38 020	2,591 60
Dec 31, 13	Jan 06, 14	Sold	DELAWARE DIVERSIFIED INCOME FUND CLASS A FB0ID 33655449117	-224 961	8 890	1,999 90
Total pending investments sold						\$34,785.59



Portfolio Management Program
December 2013

Account name: THE DANIELLE MCKERNAN RILEY
Friendly account name: Foundation
Account number: Y1 17275 SH

Your Financial Advisor:
THE SAGER SWASEY GROUP
212-821-7000/800-308-3140

Realized gains and losses

The estimated realized gains and losses shown below are not for tax purposes. Please note that gain or loss recognized on the sale or redemption of certain Structured Products, like Contingent Debt Securities, may be ordinary, and not capital, gain or loss. Please check with your tax advisor. To calculate gains and losses, we liquidate the oldest security lot first. This is known as the first-in, first-out or FIFO accounting method. We use this method unless you specified which tax lot to close when you placed your order. This is known as a versus purchases or VSP order. See *important information about your statement* at the end of this document for more information.

We may not adjust gains and losses for all capital changes. We automatically adjust cost basis for tax-exempt and AMT coupon municipal securities for estimated amortization of bond premiums and for accreted OID for securities issued at a discount. If you requested that UBS adjust cost basis for the bond premium amortization on taxable debt securities then cost basis reflected for these securities has been adjusted. Estimates in the *Unclassified* section can not be classified as short term or long term because information is missing, or the product is one in which the gain/loss calculation is not provided.

Short-term capital gains and losses

Security description	Method	Quantity or face value	Purchase date	Sale date	Sale amount (\$)	Cost basis (\$)	Wash sale cost basis adjustment(\$)	Loss (\$)	Gain (\$)
NORDSTROM INC	FIFO	17 000	Aug 12, 13	Dec 31, 13	1,054.49	1,022.86			31.63
STANLEY BLACK & DECKER INC COM	FIFO	12 000	Aug 12, 13	Dec 31, 13	975.46	1,052.46		-77.00	
TEVA PHARMACEUTICALS IND LTD ISRAEL ADR	FIFO	26 000	Feb 11, 13	Dec 31, 13	1,039.98	998.28			41.70
TOTAL S A FRANCE SPON ADR	FIFO	38 000	Aug 12, 13	Dec 09, 13	2,235.12	2,037.83			197.29
YUM! BRANDS INC	FIFO	15 000	Nov 11, 13	Dec 31, 13	1,130.72	1,074.51			56.21
Total					\$6,435.77	\$6,185.94		-\$77.00	\$326.83

Net short-term capital gains and losses

\$249.83

Long-term capital gains and losses

Security description	Method	Quantity or face value	Purchase date	Sale date	Sale amount (\$)	Cost basis (\$)	Wash sale cost basis adjustment(\$)	Loss (\$)	Gain (\$)
AFLAC INC	FIFO	17 000	Mar 06, 12	Dec 31, 13	1,134.56	769.21			365.35
BOEING COMPANY	FIFO	10 000	Mar 06, 12	Dec 31, 13	1,363.70	724.00			639.70
BRITISH AMER TOBACCO PLC GB SPON ADR	FIFO	10 000	Mar 06, 12	Dec 31, 13	1,067.38	1,003.00			64.38
CLOROX CO	FIFO	12 000	Oct 08, 12	Dec 31, 13	1,116.82	894.00			222.82
COCA COLA CO COM	FIFO	26 000	Mar 06, 12	Dec 31, 13	1,067.02	894.27			172.75
COLGATE PALMOLIVE CO	FIFO	17 000	Mar 06, 12	Dec 31, 13	1,105.15	794.24			310.91
CXS CORPORATION	FIFO	41 000	Jun 12, 12	Dec 31, 13	1,173.12	874.94			298.18
DELAWARE DIVERSIFIED INCOME FUND CLASS A	FIFO	224 961	Apr 23, 12	Dec 31, 13	1,999.90	2,081.10	-4.29	-81.20	
*DIAGEO PLC NEW GB SPON ADR	FIFO	8 000	Mar 06, 12	Dec 31, 13	1,055.18	759.44			295.74

continued next page



Portfolio Management Program
December 2013

Account name: THE DANIELLE MCKERMAN RILEY
Friendly account name: Foundation
Account number: Y1 17275 SH

Your Financial Advisor:
THE SAGER SWASEY GROUP
212-821-7000/800-308-3140

Realized gains and losses (continued)

Long-term capital gains and losses (continued)

Security description	Method	Quantity or face value	Purchase date	Sale date	Sale amount (\$)	Cost basis (\$)	Wash sale cost basis adjustment (\$)	Loss (\$)	Gain (\$)
EMERSON ELECTRIC CO	FIFO	17 000	Mar 06, 12	Dec 31, 13	1,195 08	829 77			365 31
ILLINOIS TOOL WORKS INC	FIFO	14 000	Mar 06, 12	Dec 31, 13	1,179 06	755 16			423 90
INTEL CORP	FIFO	46 000	Mar 06, 12	Dec 31, 13	1,196 44	1,212 00		-15 56	
JOHNSON & JOHNSON COM	FIFO	11 000	Mar 06, 12	Dec 31, 13	1,007 80	706 86			300 94
MEDTRONIC INC	FIFO	19 000	Mar 06, 12	Dec 31, 13	1,090 39	710 92			379 47
MILLER CONVERTIBLE FUND CLASS A	FIFO	404 858	Mar 06, 12	Dec 26, 13	5,000 00	4,433 19			566 81
NEXTERA ENERGY INC COM	FIFO	12 000	Mar 06, 12	Dec 31, 13	1,021 90	714 60			307 30
NORTHEAST UTILITIES	FIFO	24 000	Mar 06, 12	Dec 31, 13	1,014 37	863 20			151 17
NOVARTIS AG SPON ADR	FIFO	14 000	Mar 06, 12	Dec 31, 13	1,120 96	745 49			375 47
OCCIDENTAL PETROLEUM CRP	FIFO	12 000	Apr 10, 12	Dec 31, 13	1,139 02	1,083 16			55 86
OPPENHEIMER DEVELOPING MARKETS FUND CL A	FIFO	30 794	Mar 05, 12	Dec 31, 13	1,170 79	1,033 75			137 04
PEARSON PLC SPON ADR	FIFO	37 370	Mar 06, 12	Dec 31, 13	1,420 81	1,224 24			196 57
SANOFI SPON ADR	FIFO	50 000	Mar 06, 12	Dec 31, 13	1,111 48	936 30			175 18
TOTAL S A FRANCE SPON ADR	FIFO	20 000	Mar 06, 12	Dec 31, 13	1,064 18	739 95			324 23
UNILEVER PLC AMER SHS NEW SPON ADR	FIFO	225 000	Jul 09, 12	Dec 09, 13	13,234 27	9,978 14			3,256 13
UNITED PARCEL SERVICE INC CL B	FIFO	25 000	Nov 12, 12	Dec 09, 13	1,470 48	1,204 50			265 98
UNITD TECHNOLOGIES CORP	FIFO	26 000	Oct 08, 12	Dec 31, 13	1,067 80	971 26			96 54
VF CORP	FIFO	12 000	Apr 10, 12	Dec 31, 13	1,261 06	945 22			315 84
	FIFO	10 000	Mar 06, 12	Dec 31, 13	1,131 88	814 90			316 98
	FIFO	21 000	Nov 12, 12	Dec 31, 13	1,309 09	825 51			483 58
Total					\$50,289.69	\$39,522.32		-\$96.76	\$10,864.13
Net long-term capital gains or losses									\$10,767.37
Net capital gains/losses:									\$11,017.20



Portfolio Management Program
December 2013

Account name: THE DANIELLE MCKERNAN RILEY
Friendly account name: Foundation
Account number: Y1 17275 SH

Your Financial Advisor:
THE SAGER SWASEY GROUP
212-821-7000/800-308-3140

Summary of approved payees and recurring payments

Based on your instructions, the following payees and recurring payments are considered "approved payees". As a result, (1) you may authorize additional transfers to these payees verbally and (2) you are no longer receiving individual confirmations for payments to these payees

The payees and recurring payments listed below do not include Bill Payments, Electronic Funds Transfers and certain other transfers between accounts at UBS. If you have additional payees and/or recurring instructions on file, you will receive separate confirmations from your Financial Advisor.

To update or cancel any of these instructions, please contact your Financial Advisor

Payee description	Amount (\$)	Disbursement method	Type/Event	Frequency	Start date	End date	Last used date
Edwards Wildman BANK OF AMERICA, N.A., NY	varied	Federal Funds	Payee on file	Upon request	n/a	n/a	Nov 21, 13
Karakol Orphanage ULSTER BANK IRELAND LTD DUBLIN	varied	Federal Funds	Payee on file	Upon request	n/a	n/a	Apr 23, 13
Roots and Wings CITIBANK, N.A.	varied	Federal Funds	Payee on file	Upon request	n/a	n/a	Dec 31, 13
The Community of Courage CITIBANK, N.A.	varied	Federal Funds	Payee on file	Upon request	n/a	n/a	Jul 18, 13
The Danielle McKernan Riley Foundation Inc West 70th Street CITIBANK, N.A.	varied	Federal Funds	Payee on file	Upon request	n/a	n/a	Mar 14, 13
TM Design JPMORGAN CHASE BANK, NA	varied	Federal Funds	Payee on file	Upon request	n/a	n/a	Apr 17, 13



UBS Financial Services Inc
 299 Park Avenue
 25th Floor
 New York NY 10171-0002
 CPZ6002923777 1213 X1 Y1 0

2013 Year End Summary

Statement 2

Account name: THE DANIELLE MCKERNAN RILEY
 FOUNDATION INC

Friendly account name: Foundation

Account number: Y1 17275 SH

Your Financial Advisor:

THE SAGER SWASEY GROUP
 Phone 212-821-7000/800-308-3140

THE DANIELLE MCKERNAN RILEY
 FOUNDATION INC
 20 WEST 72ND STREET
 APT 500
 NEW YORK NY 10023-4100

Summary of banking activity

	Year to date (\$)
Checks	-7,680.24
Debit card purchases	-11,033.77
Total	\$-18,714.01

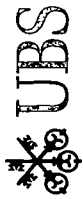
Checks

Check number	Date cleared	Description	Amount (\$)
001151	May 20, 13	JANICE PAPPAS	420.05
001152	Jun 7, 13	DIMITRA KOTANIDES	710.19

Summary of gains and losses

	Amount (\$)
Short term	6,597.72
Long term	47,075.36
Total	\$53,673.08

Check number	Date cleared	Description	Amount (\$)
001154	Dec 6, 13	BOWERY F&B LLC	6,300.00
001175	Nov 1, 13	NYS DEPT OF LAW	250.00
Total			\$7,680.24
Total Checks			\$7,680.24



Portfolio Management Program

Account name: THE DANIELLE MCKERNAN RILEY
Friendly account name: Foundation
Account number: Y1 17275 SH

Your Financial Advisor:
THE SAGER SWASEY GROUP
212-821-7000/800-308-3140

Debit cards summary

DANIELLE MCKERNAN RILEY

Category	Total (\$)
Purchases	4,604.90
Transportation	5,603.27
Professional services	825.60
Total charges	\$11,033.77

UBS Visa debit card

This summary contains all debit card detail processed through 12/27/13

DANIELLE MCKERNAN RILEY - XXX2 6046

Purchases

Transaction date	Description	Amount (\$)
Apr 11, 13	RUSHORDERTEES/PRINTF	2,380.00
Apr 12, 13	RUSHORDERTEES/PRINTF	725.90
May 16, 13	RUSHORDERTEES/PRINTF	1,499.00
Total		\$4,604.90

Transportation

Transaction date	Description	Amount (\$)
May 17, 13	AGENT FEE 8900603814	210.47
May 17, 13	AGENT FEE 8900603814	57.20
May 17, 13	AIR FRANCE 057724978	2,237.80

Transportation (continued)

Transaction date	Description	Amount (\$)
May 17, 13	AIR FRANCE 057724978	2,695.53
May 31, 13	AGENT FEE 8900603944	50.00
May 31, 13	AIR FRANCE 057725046	352.27
Total		\$5,603.27

Professional services

Transaction date	Description	Amount (\$)
Apr 19, 13	OUTDOOR AMERICA IMAG	480.65
Jul 3, 13	THE UPS STORE 0526	44.95

Professional services (continued)

Transaction date	Description	Amount (\$)
Sep 23, 13	RACEPLANNER COM	250.00
Dec 20, 13	MAILCHIMP	50.00
Total		\$825.60



Portfolio Management Program

Account name: THE DANIELLE MCKERNAN RILEY
 Friendly account name: Foundation
 Account number: Y1 17275 SH

Your Financial Advisor:
 THE SAGER SWASEY GROUP
 212-821-7000/800-308-3140

Realized gains and losses

Estimated 2013 gains and losses for transactions with trade dates through 12/31/13 have been incorporated into this statement. Please note that gain or loss recognized on the sale or redemption of certain Structured Products, like Contingent Debt Securities, may be ordinary, and not capital, gain or loss. Please check with your tax advisor. To calculate gains and losses, we liquidate the oldest security lot first. This is known as the first-in, first-out or FIFO accounting method. We use this method unless you specified which tax lot to close when you placed your order. This is known as a versus purchases or VSP order.

See important information about your statement on the last page of this statement for more information. We may not adjust gains and losses for all capital changes. Cost basis for coupon tax-exempt municipal securities, include securities subject to AMT, has been adjusted for mandatory amortization of bond premium. Estimates in the Unclassified section can not be classified as short term or long term because information is missing, or the product is one in which the gain/loss calculation is not provided.

Short-term capital gains and losses

Security description	Method	Quantity or face value	Purchase date	Sale date	Sale amount (\$)	Cost basis (\$)	Wash sale cost basis adjustment(\$)	Loss (\$)	Gain (\$)
AIR PROD & CHEMICAL INC	FIFO	17 000	Oct 08, 12	Aug 12, 13	1,771.36	1,425.11			346.25
	FIFO	18 000	Nov 12, 12	Aug 12, 13	1,875.56	1,436.94			438.62
ASTRAZENECA PLC SPON ADR	FIFO	22 000	Nov 12, 12	Nov 11, 13	1,149.18	999.68			149.50
	FIFO	40 000	Aug 12, 13	Nov 11, 13	2,089.41	2,030.40			59.01
BANK OF NOVA SCOTIA CANADA CAD	FIFO	10 000	Oct 08, 12	Aug 12, 13	561.71	550.17			11.54
	FIFO	15 000	Nov 12, 12	Aug 12, 13	842.57	812.25			30.32
CLOROX CO	FIFO	70 000	Oct 08, 12	May 28, 13	6,077.29	5,215.00			862.29
CSX CORPORATION	FIFO	255,000	Jun 12, 12	May 28, 13	6,525.37	5,441.70			1,083.67
DOUBLE LINE TOTAL RETURN FUND N	FIFO	19 577	Jul 31, 12	Jul 18, 13	215.73	220.44		-4.71	
	FIFO	20 053	Aug 31, 12	Jul 18, 13	220.99	227.20		-6.21	
	FIFO	18 474	Sep 28, 12	Jul 18, 13	203.58	210.42		-6.84	
	FIFO	18 374	Oct 31, 12	Jul 18, 13	202.48	208.73		-6.25	
	FIFO	17 758	Nov 30, 12	Jul 18, 13	195.70	201.55		-5.85	
	FIFO	19 967	Dec 31, 12	Jul 18, 13	220.03	226.23		-6.20	
	FIFO	16 146	Jan 31, 13	Jul 18, 13	177.93	182.93		-5.00	
	FIFO	15 082	Feb 28, 13	Jul 18, 13	166.21	171.18		-4.97	
	FIFO	15 654	Mar 28, 13	Jul 18, 13	172.50	177.36		-4.86	
	FIFO	15 137	Apr 30, 13	Jul 18, 13	166.81	172.71		-5.90	
	FIFO	11 901	May 31, 13	Jul 18, 13	131.15	134.01		-2.86	
	FIFO	12 214	Jun 28, 13	Jul 18, 13	134.60	134.60			
GENL MILLS INC	FIFO	138 000	Apr 10, 12	Mar 11, 13	6,352.00	5,335.99			1,016.01
	FIFO	43 000	Apr 23, 12	Mar 11, 13	1,979.24	1,658.94			320.30
	FIFO	3 000	Oct 08, 12	Mar 11, 13	138.09	119.61			18.48

continued next page



Portfolio Management Program

Account name: THE DANIELLE MCKERNAN RILEY
 Friendly account name: Foundation
 Account number: Y1 17275 SH

Your Financial Advisor:
 THE SAGER SWASEY GROUP
 212-821-7000/800-308-3140

Realized gains and losses (continued)

Short-term capital gains and losses (continued)

Security description	Method	Quantity or face value	Purchase date	Sale date	Sale amount (\$)	Cost basis (\$)	Wash sale cost basis adjustment(\$)	Loss (\$)	Gain (\$)
NORDSTROM INC	FIFO	20 000	Nov 12, 12	Mar 11, 13	920 58	786 80			133 78
	FIFO	16 000	Aug 12, 13	Nov 21, 13	994 70	962 69			32 01
	FIFO	17 000	Aug 12, 13	Dec 31, 13	1,054 49	1,022 86			31 63
RAYTHEON CO NEW	FIFO	106 000	Apr 10, 12	Mar 18, 13	6,066 24	5,436 74			629 50
	FIFO	32 000	Apr 23, 12	Mar 18, 13	1,831 32	1,685 12			146 20
	FIFO	9 000	Nov 12, 12	Mar 18, 13	515 06	501 12			13 94
STANLEY BLACK & DECKER INC COM	FIFO	11 000	Aug 12, 13	Nov 21, 13	895 82	964 75		-68 93	
	FIFO	12 000	Aug 12, 13	Dec 31, 13	975 46	1,052 46		-77 00	
TEVA PHARMACEUTICALS IND LTD ISRAEL ADR	FIFO	141 000	Feb 11, 13	May 28, 13	5,526 25	5,413 76			112 49
	FIFO	24 000	Feb 11, 13	Nov 21, 13	963 34	921 50			41.84
	FIFO	26 000	Feb 11, 13	Dec 31, 13	1,039 98	998 28			41 70
TORONTO DOMINION BK NEW CANADA CAD	FIFO	6 000	Oct 08, 12	Aug 12, 13	504 22	500 94			3 28
	FIFO	15 000	Nov 12, 12	Aug 12, 13	1,260 53	1,209 30			51.23
TOTAL S A FRANCE SPON ADR	FIFO	106 000	Jul 09, 12	May 28, 13	5,428 76	4,700 81			727 95
	FIFO	38 000	Aug 12, 13	Dec 09, 13	2,235 12	2,037 83			197 29
UNILEVER PLC AMER SHS NEW SPON ADR	FIFO	139 000	Oct 08, 12	May 28, 13	6,005 28	5,192 51			812 77
VF CORP	FIFO	32 000	Nov 12, 12	May 28, 13	5,888 54	5,031 68			856 86
VODAFONE GROUP PLC NEW SPON ADR	FIFO	60 000	Apr 23, 12	Jan 14, 13	1,583 97	1,662 00		-78 03	
	FIFO	540 000	Oct 08, 12	Jan 14, 13	14,255 74	15,631 11		-1,375 37	
	FIFO	77 000	Nov 12, 12	Jan 14, 13	2,032 76	2,046 66		-13 90	
YUM! BRANDS INC	FIFO	14 000	Nov 11, 13	Nov 21, 13	1,048 81	1,002 88			45 93
	FIFO	15 000	Nov 11, 13	Dec 31, 13	1,130 72	1,074 51			56.21
Total					\$93,727.18	\$87,129.46		-\$1,672.88	\$8,270.60
Net short-term capital gains and losses									\$6,597.72

continued next page



Portfolio Management Program

Account name: THE DANIELLE MCKERNAN RILEY
 Friendly account name: Foundation
 Account number: Y1 17275 SH

Your Financial Advisor:
 THE SAGER SWASEY GROUP
 212-821-7000/800-308-3140

Realized gains and losses (continued)

Long-term capital gains and losses

Security description	Method	Quantity or face value	Purchase date	Sale date	Sale amount (\$)	Cost basis (\$)	Wash sale cost basis adjustment(\$)	Loss (\$)	Gain (\$)
AFLAC INC	FIFO	68 000	Mar 05, 12	May 28, 13	3,750.14	3,207.33			542.81
	FIFO	35 000	Mar 06, 12	May 28, 13	1,930.22	1,583.67			346.55
	FIFO	16 000	Mar 06, 12	Nov 21, 13	1,065.90	723.96			341.94
	FIFO	17 000	Mar 06, 12	Dec 31, 13	1,134.56	769.21			365.35
AIR PROD & CHEMICAL INC	FIFO	53 000	Mar 05, 12	May 28, 13	5,005.76	4,813.98			191.78
	FIFO	11 000	Mar 06, 12	May 28, 13	1,038.93	976.36			62.57
	FIFO	44 000	Mar 06, 12	Aug 12, 13	4,584.70	3,905.44			679.26
	FIFO	63 000	Apr 10, 12	Aug 12, 13	6,564.47	5,555.34			1,009.13
	FIFO	19 000	Apr 23, 12	Aug 12, 13	1,979.76	1,686.63			293.13
ASTRAZENECA PLC SPON ADR	FIFO	103 000	Mar 05, 12	May 28, 13	5,452.42	4,678.94			773.48
	FIFO	9 000	Mar 06, 12	May 28, 13	476.42	398.48			77.94
	FIFO	100 000	Mar 06, 12	Nov 11, 13	5,223.53	4,427.51			796.02
	FIFO	124 000	Apr 10, 12	Nov 11, 13	6,477.18	5,486.50			990.68
	FIFO	37 000	Apr 23, 12	Nov 11, 13	1,932.70	1,683.13			249.57
BANK OF NOVA SCOTIA CANADA CAD	FIFO	94 000	Mar 12, 12	May 28, 13	5,374.84	5,085.97			288.87
	FIFO	86 000	Mar 12, 12	Aug 12, 13	4,830.73	4,653.12			177.61
	FIFO	95 000	Apr 10, 12	Aug 12, 13	5,336.26	5,205.81			130.45
	FIFO	31 000	Apr 23, 12	Aug 12, 13	1,741.31	1,688.88			52.43
BOEING COMPANY	FIFO	63 000	Mar 05, 12	May 28, 13	6,325.29	4,716.18			1,609.11
	FIFO	6 000	Mar 06, 12	May 28, 13	602.41	434.40			168.01
	FIFO	17 000	Mar 06, 12	Aug 12, 13	1,776.64	1,230.80			545.84
	FIFO	9 000	Mar 06, 12	Nov 21, 13	1,195.54	651.60			543.94
	FIFO	10 000	Mar 06, 12	Dec 31, 13	1,363.70	724.00			639.70
BRITISH AMER TOBACCO PLC GB SPON ADR	FIFO	46 000	Mar 05, 12	May 28, 13	5,232.88	4,710.86			522.02
	FIFO	4 000	Mar 06, 12	May 28, 13	455.03	401.20			53.83
	FIFO	9 000	Mar 06, 12	Nov 21, 13	952.45	902.70			49.75
	FIFO	10 000	Mar 06, 12	Dec 31, 13	1,067.38	1,003.00			64.38

continued next page



Portfolio Management Program

Account name: THE DANIELLE MCKERNAN RILEY
Friendly account name: Foundation
Account number: Y1 17275 SH

Your Financial Advisor:
THE SAGER SWASEY GROUP
212-821-7000/800-308-3140

Realized gains and losses (continued)

Long-term capital gains and losses (continued)

Security description	Method	Quantity or face value	Purchase date	Sale date	Sale amount (\$)	Cost basis (\$)	Wash sale cost basis adjustment (\$)	Loss (\$)	Gain (\$)
CLOROX CO	FIFO	11 000	Oct 08, 12	Nov 21, 13	1,031 56	819 50			212 06
	FIFO	12 000	Oct 08, 12	Dec 31, 13	1,116 82	894 00			222 82
COCA COLA CO COM	FIFO	130 000	Mar 05, 12	May 28, 13	5,515 23	4,503 20			1,012 03
	FIFO	11 000	Mar 06, 12	May 28, 13	466 67	378 34			88 33
	FIFO	24 000	Mar 06, 12	Nov 21, 13	969 17	825 48			143 69
	FIFO	26 000	Mar 06, 12	Dec 31, 13	1,067 02	894 27			172 75
COLGATE PALMOLIVE CO	FIFO	78 000	Mar 05, 12	May 28, 13	4,791 46	3,630 51			1,160 95
	FIFO	20 000	Mar 06, 12	May 28, 13	1,228 58	934 40			294 18
	FIFO	16 000	Mar 06, 12	Nov 21, 13	1,053 74	747 52			306 22
	FIFO	17 000	Mar 06, 12	Dec 31, 13	1,105 15	794 24			310 91
CSX CORPORATION	FIFO	38 000	Jun 12, 12	Nov 21, 13	1,023 70	810 92			212 78
	FIFO	41 000	Jun 12, 12	Dec 31, 13	1,173 12	874 94			298 18
DELAWARE DIVERSIFIED INCOME FUND CLASS A	FIFO	1,923,077	Mar 05, 12	Apr 17, 13	18,000 00	17,826 93			173 07
	FIFO	2,659 574	Mar 05, 12	Apr 29, 13	25,000 00	24,654 25			345 75
	FIFO	530 223	Mar 05, 12	May 02, 13	5,000 00	4,915 17			84 83
	Adjustment	68 555	Mar 05, 12	May 28, 13	632 76	632 76	-2 74	-169 76	
	Adjustment	4,265,139	Mar 06, 12	May 28, 13	39,367 24	39,537 00	-0 84	-372 53	
	FIFO	1,128 604	Mar 06, 12	Jul 18, 13	10,078 43	10,450 96	-11 20		
	FIFO	14 219	Mar 22, 12	Jul 18, 13	126 98	130 39		-3 41	
	FIFO	33 010	Apr 20, 12	Jul 18, 13	294 78	305 67		-10 89	
	FIFO	6,103 002	Apr 23, 12	Jul 18, 13	54,499 81	56,574 83		-2,075 02	
	FIFO	224 961	Apr 23, 12	Dec 31, 13	1,999 90	2,081 10	-4 29	-81 20	
DIAGEO PLC NEW GB SPON ADR	FIFO	27 000	Mar 05, 12	May 28, 13	3,315 54	2,624 13			691 41
	FIFO	17 000	Mar 06, 12	May 28, 13	2,087 57	1,613 81			473 76
	FIFO	7 000	Mar 06, 12	Nov 21, 13	900 88	664 51			236 37
	FIFO	8 000	Mar 06, 12	Dec 31, 13	1,055 18	759 44			295 74
DOUBLE LINE TOTAL RETURN FUND N	FIFO	1,060 071	Mar 05, 12	May 28, 13	12,000 00	11,851 59			148 41
	FIFO	102 720	Mar 05, 12	Jul 18, 13	1,131 97	1,148 41		-16 44	

continued next page



Portfolio Management Program

Account name: THE DANIELLE MCKERNAN RILEY
 Friendly account name: Foundation
 Account number: Y1 17275 SH

Your Financial Advisor:
 THE SAGER SWASEY GROUP
 212-821-7000/800-308-3140

Realized gains and losses (continued)

Long-term capital gains and losses (continued)

Security description	Method	Quantity or face value	Purchase date	Sale date	Sale amount (\$)	Cost basis (\$)	Wash sale cost basis adjustment(\$)	Loss (\$)	Gain (\$)
	FIFO	1,160 714	Mar 06, 12	Jul 18, 13	12,791 07	13,000 00		-208 93	
	FIFO	12 208	Mar 30, 12	Jul 18, 13	134 53	136 24		-1 71	
	FIFO	1,690 391	Apr 23, 12	Jul 18, 13	18,628 11	19,000 00		-371 89	
	FIFO	19 578	Apr 30, 12	Jul 18, 13	215 75	219 27		-3 52	
	FIFO	20 638	May 31, 12	Jul 18, 13	227 43	230 94		-3 51	
	FIFO	20 201	Jun 29, 12	Jul 18, 13	222 62	225 85		-3 23	
EMERSON ELECTRIC CO	FIFO	97 000	Mar 05, 12	May 28, 13	5,579 11	4,845 15			733.96
	FIFO	4 000	Mar 06, 12	May 28, 13	230 07	195 24			34.83
	FIFO	15 000	Mar 06, 12	Nov 21, 13	1,015 78	732 15			283 63
	FIFO	17 000	Mar 06, 12	Dec 31, 13	1,195 08	829 77			365 31
GENL MILLS INC	FIFO	126 000	Mar 05, 12	Mar 11, 13	5,799 65	4,839 14			960 51
	FIFO	126 000	Mar 06, 12	Mar 11, 13	5,799 65	4,834 19			965 46
ILLINOIS TOOL WORKS INC	FIFO	72 000	Mar 05, 12	May 28, 13	5,077 36	3,996 72			1,080.64
	FIFO	12 000	Mar 06, 12	May 28, 13	846 23	647 28			198 95
	FIFO	13 000	Mar 06, 12	Nov 21, 13	1,031 22	701 22			330.00
	FIFO	14 000	Mar 06, 12	Dec 31, 13	1,179 06	755.16			423 90
INTEL CORP	FIFO	181.000	Mar 05, 12	May 28, 13	4,357 32	4,851 99		-494.67	
	FIFO	64 000	Mar 06, 12	May 28, 13	1,540 71	1,686 26		-145.55	
	FIFO	42 000	Mar 06, 12	Nov 21, 13	1,053 50	1,106 62		-53 12	
	FIFO	46 000	Mar 06, 12	Dec 31, 13	1,196 44	1,212 00		-15 56	
JOHNSON & JOHNSON COM	FIFO	65 000	Mar 05, 12	May 28, 13	5,677 86	4,211 34			1,466 52
	FIFO	9 000	Mar 06, 12	May 28, 13	786 17	578 34			207 83
	FIFO	7 000	Mar 06, 12	Aug 12, 13	643 45	449 82			193 63
	FIFO	10 000	Mar 06, 12	Nov 21, 13	952 49	642 60			309 89
	FIFO	11 000	Mar 06, 12	Dec 31, 13	1,007 80	706 86			300 94
MEDTRONIC INC	FIFO	75 000	Mar 05, 12	May 28, 13	3,895 43	2,828 25			1,067 18
	FIFO	49 000	Mar 06, 12	May 28, 13	2,545 02	1,833 41			711 61
	FIFO	16 000	Mar 06, 12	Aug 12, 13	882 86	598 67			284 19
	FIFO	17 000	Mar 06, 12	Nov 21, 13	970 68	636 08			334 60

continued next page



Portfolio Management Program

Account name: THE DANIELLE MCKERMAN RILEY

Friendly account name: Foundation

Account number: Y1 17275 SH

Your Financial Advisor:
THE SAGER SWASEY GROUP
212-821-7000/800-308-3140

Realized gains and losses (continued)

Long-term capital gains and losses (continued)

Security description	Method	Quantity or face value	Purchase date	Sale date	Sale amount (\$)	Cost basis (\$)	Wash sale cost basis adjustment(\$)	Loss (\$)	Gain (\$)
MILLER CONVERTIBLE FUND CLASS A	FIFO	19 000	Mar 06, 12	Dec 31, 13	1,090 39	710 92			379 47
	FIFO	410 172	Mar 05, 12	May 21, 13	5,000 00	4,532 41			467 59
	FIFO	1,758 638	Mar 05, 12	May 28, 13	21,385 04	19,432 95			1,952 09
	FIFO	297 283	Mar 06, 12	May 28, 13	3,614 96	3,255 25			359 71
	FIFO	404 858	Mar 06, 12	Dec 26, 13	5,000 00	4,433 19			566 81
NEXTERA ENERGY INC COM	FIFO	59 000	Mar 05, 12	May 28, 13	4,527 37	3,518 75			1,008 62
	FIFO	17 000	Mar 06, 12	May 28, 13	1,304 50	1,012 35			292 15
	FIFO	1 000	Mar 06, 12	Aug 12, 13	85 49	59 55			25 94
	FIFO	11 000	Mar 06, 12	Nov 21, 13	957 15	655 05			302 10
	FIFO	12 000	Mar 06, 12	Dec 31, 13	1,021 90	714 60			307 30
NORTHEAST UTILITIES	FIFO	116 000	Mar 05, 12	May 28, 13	4,904 77	4,195 45			709 32
	FIFO	18 000	Mar 06, 12	May 28, 13	761 08	647 40			113 68
	FIFO	22 000	Mar 06, 12	Nov 21, 13	931 24	791 26			139 98
	FIFO	24 000	Mar 06, 12	Dec 31, 13	1,014 37	863 20			151 17
NOVARTIS AG SPON ADR	FIFO	60 000	Mar 05, 12	May 28, 13	4,390 72	3,273 60			1,117 12
	FIFO	24 000	Mar 06, 12	May 28, 13	1,756 29	1,278 00			478 29
	FIFO	13 000	Mar 06, 12	Nov 21, 13	1,029 45	692 25			337 20
	FIFO	14 000	Mar 06, 12	Dec 31, 13	1,120 96	745 49			375 47
OCCIDENTAL PETROLEUM CRP	FIFO	66 000	Apr 10, 12	May 28, 13	6,096 98	5,957 37			139 61
	FIFO	11 000	Apr 10, 12	Nov 21, 13	1,083 84	992 90			90 94
	FIFO	12 000	Apr 10, 12	Dec 31, 13	1,139 02	1,083 16			55 86
OPPENHEIMER DEVELOPING MARKETS FUND CL A	FIFO	356 457	Mar 05, 12	May 28, 13	13,000 00	11,966 25			1,033 75
	FIFO	30 794	Mar 05, 12	Dec 31, 13	1,170 79	1,033 75			137 04
	FIFO	37 370	Mar 06, 12	Dec 31, 13	1,420 81	1,224 24			196 57
PEARSON PLC SPON ADR	FIFO	180 000	Mar 05, 12	May 28, 13	3,354 35	3,458 70		-104 35	
	FIFO	81 000	Mar 06, 12	May 28, 13	1,509 46	1,516 81		-7 35	
	FIFO	46 000	Mar 06, 12	Nov 21, 13	1,000 33	861 39			138 94
	FIFO	50 000	Mar 06, 12	Dec 31, 13	1,111 48	936 30			175 18

continued next page



Portfolio Management Program

Account name: THE DANIELLE MCKERNAN RILEY
 Friendly account name: Foundation
 Account number: Y1 17275 SH

Your Financial Advisor:
 THE SAGER SWASEY GROUP
 212-821-7000/800-308-3140

Realized gains and losses (continued)

Long-term capital gains and losses (continued)

Security description	Method	Quantity or face value	Purchase date	Sale date	Sale amount (\$)	Cost basis (\$)	Wash sale cost basis adjustment(\$)	Loss (\$)	Gain (\$)
RAYTHEON CO NEW	FIFO	81 000	Mar 05, 12	Mar 18, 13	4,635.53	4,186.08			449.45
	FIFO	95 000	Mar 06, 12	Mar 18, 13	5,436.73	4,820.30			616.43
SANOFI SPON ADR	FIFO	64 000	Mar 05, 12	May 28, 13	3,557.28	2,443.37			1,113.91
	FIFO	54 000	Mar 06, 12	May 28, 13	3,001.46	1,997.87			1,003.59
	FIFO	18 000	Mar 06, 12	Nov 21, 13	946.06	665.96			280.10
	FIFO	20 000	Mar 06, 12	Dec 31, 13	1,064.18	739.95			324.23
TORONTO DOMINION BK NEW CANADA CAD	FIFO	63 000	Mar 12, 12	May 28, 13	5,092.86	5,204.11		-111.25	
	FIFO	54 000	Mar 12, 12	Aug 12, 13	4,537.92	4,460.67			77.25
	FIFO	65 000	Apr 10, 12	Aug 12, 13	5,462.31	5,389.80			72.51
	FIFO	20,000	Apr 23, 12	Aug 12, 13	1,680.71	1,664.60			16.11
TOTAL S A FRANCE SPON ADR	FIFO	18 000	Jul 09, 12	Nov 21, 13	1,079.98	798.26			281.72
	FIFO	225 000	Jul 09, 12	Dec 09, 13	13,234.27	9,978.14			3,256.13
	FIFO	25 000	Nov 12, 12	Dec 09, 13	1,470.48	1,204.50			265.98
UNILEVER PLC AMER SHS NEW SPON ADR	FIFO	24 000	Oct 08, 12	Nov 21, 13	961.42	896.55			64.87
	FIFO	26 000	Oct 08, 12	Dec 31, 13	1,067.80	971.26			96.54
UNITED PARCEL SERVICE INC CL B	FIFO	70 000	Apr 10, 12	May 28, 13	6,059.80	5,513.73			546.07
	FIFO	11 000	Apr 10, 12	Nov 21, 13	1,111.64	866.44			245.20
	FIFO	12 000	Apr 10, 12	Dec 31, 13	1,261.06	945.22			315.84
UNTD TECHNOLOGIES CORP	FIFO	58 000	Mar 05, 12	May 28, 13	5,547.21	4,854.02			693.19
	FIFO	9 000	Mar 06, 12	May 28, 13	860.77	733.41			127.36
	FIFO	14 000	Mar 06, 12	Aug 12, 13	1,476.55	1,140.86			335.69
	FIFO	9 000	Mar 06, 12	Nov 21, 13	986.47	733.40			253.07
	FIFO	10 000	Mar 06, 12	Dec 31, 13	1,131.88	814.90			316.98

continued next page



Portfolio Management Program

Account name: THE DANIELLE MCKERNAN RILEY
Friendly account name: Foundation
Account number: Y1 17275 SH

Your Financial Advisor:
THE SAGER SWASEY GROUP
212-821-7000/800-308-3140

Realized gains and losses (continued)

Long-term capital gains and losses (continued)

Security description	Method	Quantity or face value	Purchase date	Sale date	Sale amount (\$)	Cost basis (\$)	Wash sale cost basis adjustment(\$)	Loss (\$)	Gain (\$)
VF CORP	FIFO	5 000	Nov 12, 12	Nov 21, 13	1,123.78	786 20			337 58
	FIFO	21 000	Nov 12, 12	Dec 31, 13	1,309 09	825 51			483 58
Total					\$529,266.84	\$482,191.48		-\$4,253.89	\$51,329.25
Net long-term capital gains or losses									\$47,075.36
Net capital gains/losses:									\$53,673.08