



See a Social Security Number? Say Something!
Report Privacy Problems to <https://public.resource.org/privacy>
Or call the IRS Identity Theft Hotline at 1-800-908-4490



Form **990-PF**Department of the Treasury
Internal Revenue Service**Return of Private Foundation**

or Section 4947(a)(1) Trust Treated as Private Foundation

Do not enter Social Security numbers on this form as it may be made public.

Information about Form 990-PF and its separate instructions is at www.irs.gov/form990pf

OMB No 1545-0052

2013

Open to Public Inspection

For calendar year 2013 or tax year beginning , and ending

Name of foundation DELPHINE HAGENSON TRUST 430424005		A Employer identification number 43-6909947
Number and street (or P.O. box number if mail is not delivered to street address) C/O EDWARD JONES TRUST CO. PO BOX 66916	Room/suite	B Telephone number 314-515-4948
City or town, state or province, country, and ZIP or foreign postal code ST. LOUIS, MO 63166-6916		C If exemption application is pending, check here <input type="checkbox"/>
G Check all that apply: <input checked="" type="checkbox"/> Initial return <input type="checkbox"/> Final return <input type="checkbox"/> Address change <input type="checkbox"/> Initial return of a former public charity <input type="checkbox"/> Amended return <input type="checkbox"/> Name change		D 1. Foreign organizations, check here <input type="checkbox"/> 2. Foreign organizations meeting the 85% test, check here and attach computation <input type="checkbox"/>
H Check type of organization. <input type="checkbox"/> Section 501(c)(3) exempt private foundation <input checked="" type="checkbox"/> Section 4947(a)(1) nonexempt charitable trust <input type="checkbox"/> Other taxable private foundation		E If private foundation status was terminated under section 507(b)(1)(A), check here <input type="checkbox"/>
I Fair market value of all assets at end of year (from Part II, col (c), line 16) \$ 636,978.	J Accounting method: <input checked="" type="checkbox"/> Cash <input type="checkbox"/> Accrual <input type="checkbox"/> Other (specify) _____	F If the foundation is in a 60-month termination under section 507(b)(1)(B), check here <input type="checkbox"/>

Part I Analysis of Revenue and Expenses (The total of amounts in columns (b), (c), and (d) may not necessarily equal the amounts in column (a))		(a) Revenue and expenses per books	(b) Net investment income	(c) Adjusted net income	(d) Disbursements for charitable purposes (cash basis only)
1 Contributions, gifts, grants, etc., received				N/A	
2 Check <input checked="" type="checkbox"/> if the foundation is not required to attach Sch. B					
3 Interest on savings and temporary cash investments					
4 Dividends and interest from securities		14,568.	14,568.		STATEMENT 1
5a Gross rents					
b Net rental income or (loss)					
6a Net gain or (loss) from sale of assets not on line 10		28,076.			
b Gross sales price for all assets on line 6a 166,719.					
7 Capital gain net income (from Part IV, line 2)			28,076.		
8 Net short-term capital gain					
9 Income modifications					
10a Gross sales less returns and allowances					
b Less: Cost of goods sold					
c Gross profit or (loss)					
11 Other income		-451.	0.		STATEMENT 2
12 Total. Add lines 1 through 11		42,193.	42,644.		
13 Compensation of officers, directors, trustees, etc		9,572.	7,179.		2,393.
14 Other employee salaries and wages					
15 Pension plans, employee benefits					
16a Legal fees					
b Accounting fees STMT 3		500.	0.		500.
c Other professional fees					
17 Interest					
18 Taxes STMT 4		143.	143.		0.
19 Depreciation and depletion					
20 Occupancy					
21 Travel, conferences, and meetings					
22 Printing and publications					
23 Other expenses					
24 Total operating and administrative expenses. Add lines 13 through 23		10,215.	7,322.		2,893.
25 Contributions, gifts, grants paid		8,877.			8,877.
26 Total expenses and disbursements. Add lines 24 and 25		19,092.	7,322.		11,770.
27 Subtract line 26 from line 12:					
a Excess of revenue over expenses and disbursements		23,101.			
b Net investment income (if negative, enter -0-)			35,322.		
c Adjusted net income (if negative, enter -0-)				N/A	

323501
10-10-13

LHA For Paperwork Reduction Act Notice, see instructions.

Form **990-PF** (2013)

SCANNED OCT 05 2016

AUG 12 2016

RECEIVED

RECEIVED

SEALED
AUG 28 2016

IRS Ogden, UT

656

3

Part II Balance Sheets

Attached schedules and amounts in the description column should be for end-of-year amounts only

		Beginning of year	End of year	
		(a) Book Value	(b) Book Value	(c) Fair Market Value
Assets	1 Cash - non-interest-bearing	109.		
	2 Savings and temporary cash investments			
	3 Accounts receivable ▶			
	Less: allowance for doubtful accounts ▶			
	4 Pledges receivable ▶			
	Less: allowance for doubtful accounts ▶			
	5 Grants receivable			
	6 Receivables due from officers, directors, trustees, and other disqualified persons			
	7 Other notes and loans receivable ▶			
	Less: allowance for doubtful accounts ▶			
	8 Inventories for sale or use			
	9 Prepaid expenses and deferred charges			
	10a Investments - U.S. and state government obligations			
	b Investments - corporate stock STMT 5	234,551.	234,250.	351,311.
	c Investments - corporate bonds STMT 6	6,893.	6,422.	6,422.
	Liabilities	11 Investments - land, buildings, and equipment basis ▶		
Less: accumulated depreciation ▶				
12 Investments - mortgage loans				
13 Investments - other STMT 7		250,184.	274,166.	279,245.
14 Land, buildings, and equipment: basis ▶				
Less: accumulated depreciation ▶				
15 Other assets (describe ▶)				
16 Total assets (to be completed by all filers - see the instructions. Also, see page 1, item 1)		491,737.	514,838.	636,978.
17 Accounts payable and accrued expenses				
18 Grants payable				
19 Deferred revenue				
20 Loans from officers, directors, trustees, and other disqualified persons				
21 Mortgages and other notes payable				
22 Other liabilities (describe ▶)				
23 Total liabilities (add lines 17 through 22)	0.	0.		
Net Assets or Fund Balances	Foundations that follow SFAS 117, check here and complete lines 24 through 26 and lines 30 and 31. ▶ <input type="checkbox"/>			
	24 Unrestricted			
	25 Temporarily restricted			
	26 Permanently restricted			
	Foundations that do not follow SFAS 117, check here and complete lines 27 through 31. ▶ <input checked="" type="checkbox"/>			
	27 Capital stock, trust principal, or current funds	491,737.	514,838.	
	28 Paid-in or capital surplus, or land, bldg., and equipment fund	0.	0.	
	29 Retained earnings, accumulated income, endowment, or other funds	0.	0.	
30 Total net assets or fund balances	491,737.	514,838.		
31 Total liabilities and net assets/fund balances	491,737.	514,838.		

Part III Analysis of Changes in Net Assets or Fund Balances

1 Total net assets or fund balances at beginning of year - Part II, column (a), line 30 (must agree with end-of-year figure reported on prior year's return)	1	491,737.
2 Enter amount from Part I, line 27a	2	23,101.
3 Other increases not included in line 2 (itemize) ▶	3	0.
4 Add lines 1, 2, and 3	4	514,838.
5 Decreases not included in line 2 (itemize) ▶	5	0.
6 Total net assets or fund balances at end of year (line 4 minus line 5) - Part II, column (b), line 30	6	514,838.

Part IV Capital Gains and Losses for Tax on Investment Income

(a) List and describe the kind(s) of property sold (e.g., real estate, 2-story brick warehouse; or common stock, 200 shs. MLC Co.)	(b) How acquired P - Purchase D - Donation	(c) Date acquired (mo., day, yr.)	(d) Date sold (mo., day, yr.)
1a PUBLICLY TRADED SECURITIES	P	VARIOUS	VARIOUS
b			
c			
d			
e			

(e) Gross sales price	(f) Depreciation allowed (or allowable)	(g) Cost or other basis plus expense of sale	(h) Gain or (loss) (e) plus (f) minus (g)
a 166,719.		138,643.	28,076.
b			
c			
d			
e			

Complete only for assets showing gain in column (h) and owned by the foundation on 12/31/69			(i) Gains (Col. (h) gain minus col. (k), but not less than -0-) or Losses (from col. (h))
(i) F.M.V. as of 12/31/69	(j) Adjusted basis as of 12/31/69	(k) Excess of col. (i) over col. (j), if any	
a			28,076.
b			
c			
d			
e			

2 Capital gain net income or (net capital loss)	{ If gain, also enter in Part I, line 7 If (loss), enter -0- in Part I, line 7 }	2	28,076.
3 Net short-term capital gain or (loss) as defined in sections 1222(5) and (6): If gain, also enter in Part I, line 8, column (c). If (loss), enter -0- in Part I, line 8	{ }	3	N/A

Part V Qualification Under Section 4940(e) for Reduced Tax on Net Investment Income

(For optional use by domestic private foundations subject to the section 4940(a) tax on net investment income.)

N/A

If section 4940(d)(2) applies, leave this part blank.

Was the foundation liable for the section 4942 tax on the distributable amount of any year in the base period?

☐ Yes ☐ No

If "Yes," the foundation does not qualify under section 4940(e). Do not complete this part.

1 Enter the appropriate amount in each column for each year; see the instructions before making any entries.

(a) Base period years Calendar year (or tax year beginning in)	(b) Adjusted qualifying distributions	(c) Net value of noncharitable-use assets	(d) Distribution ratio (col. (b) divided by col. (c))
2012			
2011			
2010			
2009			
2008			

2 Total of line 1, column (d)	2	
3 Average distribution ratio for the 5-year base period - divide the total on line 2 by 5, or by the number of years the foundation has been in existence if less than 5 years	3	
4 Enter the net value of noncharitable-use assets for 2013 from Part X, line 5	4	
5 Multiply line 4 by line 3	5	
6 Enter 1% of net investment income (1% of Part I, line 27b)	6	
7 Add lines 5 and 6	7	
8 Enter qualifying distributions from Part XII, line 4	8	

If line 8 is equal to or greater than line 7, check the box in Part VI, line 1b, and complete that part using a 1% tax rate. See the Part VI instructions.

Part VI Excise Tax Based on Investment Income (Section 4940(a), 4940(b), 4940(e), or 4948 - see instructions)

1a Exempt operating foundations described in section 4940(d)(2), check here <input type="checkbox"/> and enter "N/A" on line 1. Date of ruling or determination letter: _____ (attach copy of letter if necessary-see instructions)			
b Domestic foundations that meet the section 4940(e) requirements in Part V, check here <input type="checkbox"/> and enter 1% of Part I, line 27b		1	706.
c All other domestic foundations enter 2% of line 27b. Exempt foreign organizations enter 4% of Part I, line 12, col. (b).			
2 Tax under section 511 (domestic section 4947(a)(1) trusts and taxable foundations only. Others enter -0-)		2	0.
3 Add lines 1 and 2		3	706.
4 Subtitle A (income) tax (domestic section 4947(a)(1) trusts and taxable foundations only. Others enter -0-)		4	0.
5 Tax based on investment income. Subtract line 4 from line 3. If zero or less, enter -0-		5	706.
6 Credits/Payments:			
a 2013 estimated tax payments and 2012 overpayment credited to 2013	6a		
b Exempt foreign organizations - tax withheld at source	6b		
c Tax paid with application for extension of time to file (Form 8868)	6c		
d Backup withholding erroneously withheld	6d		
7 Total credits and payments. Add lines 6a through 6d	7		0.
8 Enter any penalty for underpayment of estimated tax. Check here <input checked="" type="checkbox"/> if Form 2220 is attached	8		16.
9 Tax due. If the total of lines 5 and 8 is more than line 7, enter amount owed	9		722.
10 Overpayment. If line 7 is more than the total of lines 5 and 8, enter the amount overpaid	10		
11 Enter the amount of line 10 to be: Credited to 2014 estimated tax <input type="checkbox"/> Refunded <input type="checkbox"/>	11		

Part VII-A Statements Regarding Activities

	Yes	No
1a During the tax year, did the foundation attempt to influence any national, state, or local legislation or did it participate or intervene in any political campaign?		X
b Did it spend more than \$100 during the year (either directly or indirectly) for political purposes (see instructions for the definition)? If the answer is "Yes" to 1a or 1b, attach a detailed description of the activities and copies of any materials published or distributed by the foundation in connection with the activities		X
c Did the foundation file Form 1120-POL for this year?		X
d Enter the amount (if any) of tax on political expenditures (section 4955) imposed during the year: (1) On the foundation. <input type="checkbox"/> \$ 0. (2) On foundation managers. <input type="checkbox"/> \$ 0.		
e Enter the reimbursement (if any) paid by the foundation during the year for political expenditure tax imposed on foundation managers. <input type="checkbox"/> \$ 0.		
2 Has the foundation engaged in any activities that have not previously been reported to the IRS? If "Yes," attach a detailed description of the activities		X
3 Has the foundation made any changes, not previously reported to the IRS, in its governing instrument, articles of incorporation, or bylaws, or other similar instruments? If "Yes," attach a conformed copy of the changes		X
4a Did the foundation have unrelated business gross income of \$1,000 or more during the year?		X
b If "Yes," has it filed a tax return on Form 990-T for this year?		
5 Was there a liquidation, termination, dissolution, or substantial contraction during the year? If "Yes," attach the statement required by General Instruction T.		X
6 Are the requirements of section 508(e) (relating to sections 4941 through 4945) satisfied either: • By language in the governing instrument, or • By state legislation that effectively amends the governing instrument so that no mandatory directions that conflict with the state law remain in the governing instrument?		X
7 Did the foundation have at least \$5,000 in assets at any time during the year? If "Yes," complete Part II, col (c), and Part XV		X
8a Enter the states to which the foundation reports or with which it is registered (see instructions) <input type="checkbox"/> SD		
b If the answer is "Yes" to line 7, has the foundation furnished a copy of Form 990-PF to the Attorney General (or designate) of each state as required by General Instruction G? If "No," attach explanation		X
9 Is the foundation claiming status as a private operating foundation within the meaning of section 4942(j)(3) or 4942(j)(5) for calendar year 2013 or the taxable year beginning in 2013 (see instructions for Part XIV)? If "Yes," complete Part XIV		X
10 Did any persons become substantial contributors during the tax year? If "Yes," attach a schedule listing their names and addresses		X

Part VII-A Statements Regarding Activities (continued)

11	At any time during the year, did the foundation, directly or indirectly, own a controlled entity within the meaning of section 512(b)(13)? If "Yes," attach schedule (see instructions)	11		X
12	Did the foundation make a distribution to a donor advised fund over which the foundation or a disqualified person had advisory privileges? If "Yes," attach statement (see instructions)	12		X
13	Did the foundation comply with the public inspection requirements for its annual returns and exemption application? Website address ► N/A	13	X	
14	The books are in care of ► EDWARD JONES TRUST COMPANY Telephone no. ► 314-515-4948 Located at ► 12555 MANCHESTER ROAD, ST. LOUIS, MO ZIP+4 ► 63131			
15	Section 4947(a)(1) nonexempt charitable trusts filing Form 990-PF in lieu of Form 1041 - Check here and enter the amount of tax-exempt interest received or accrued during the year ► 15 N/A			
16	At any time during calendar year 2013, did the foundation have an interest in or a signature or other authority over a bank, securities, or other financial account in a foreign country? See the instructions for exceptions and filing requirements for Form TD F 90-22.1. If "Yes," enter the name of the foreign country ►	16	Yes	No X

Part VII-B Statements Regarding Activities for Which Form 4720 May Be Required

File Form 4720 if any item is checked in the "Yes" column, unless an exception applies.

		Yes	No
1a	During the year did the foundation (either directly or indirectly):		
(1)	Engage in the sale or exchange, or leasing of property with a disqualified person? <input type="checkbox"/> Yes <input checked="" type="checkbox"/> No		
(2)	Borrow money from, lend money to, or otherwise extend credit to (or accept it from) a disqualified person? <input type="checkbox"/> Yes <input checked="" type="checkbox"/> No		
(3)	Furnish goods, services, or facilities to (or accept them from) a disqualified person? <input type="checkbox"/> Yes <input checked="" type="checkbox"/> No		
(4)	Pay compensation to, or pay or reimburse the expenses of, a disqualified person? <input checked="" type="checkbox"/> Yes <input type="checkbox"/> No		
(5)	Transfer any income or assets to a disqualified person (or make any of either available for the benefit or use of a disqualified person)? <input type="checkbox"/> Yes <input checked="" type="checkbox"/> No		
(6)	Agree to pay money or property to a government official? (Exception. Check "No" if the foundation agreed to make a grant to or to employ the official for a period after termination of government service, if terminating within 90 days.) <input type="checkbox"/> Yes <input checked="" type="checkbox"/> No		
b	If any answer is "Yes" to 1a(1)-(6), did any of the acts fail to qualify under the exceptions described in Regulations section 53.4941(d)-3 or in a current notice regarding disaster assistance (see instructions)? Organizations relying on a current notice regarding disaster assistance check here ► <input type="checkbox"/>	1b	X
c	Did the foundation engage in a prior year in any of the acts described in 1a, other than excepted acts, that were not corrected before the first day of the tax year beginning in 2013?	1c	X
2	Taxes on failure to distribute income (section 4942) (does not apply for years the foundation was a private operating foundation defined in section 4942(j)(3) or 4942(j)(5)):		
a	At the end of tax year 2013, did the foundation have any undistributed income (lines 6d and 6e, Part XIII) for tax year(s) beginning before 2013? <input type="checkbox"/> Yes <input checked="" type="checkbox"/> No If "Yes," list the years ► , , ,		
b	Are there any years listed in 2a for which the foundation is not applying the provisions of section 4942(a)(2) (relating to incorrect valuation of assets) to the year's undistributed income? (If applying section 4942(a)(2) to all years listed, answer "No" and attach statement - see instructions.) N/A	2b	
c	If the provisions of section 4942(a)(2) are being applied to any of the years listed in 2a, list the years here. ► , , ,		
3a	Did the foundation hold more than a 2% direct or indirect interest in any business enterprise at any time during the year? <input type="checkbox"/> Yes <input checked="" type="checkbox"/> No		
b	If "Yes," did it have excess business holdings in 2013 as a result of (1) any purchase by the foundation or disqualified persons after May 26, 1969; (2) the lapse of the 5-year period (or longer period approved by the Commissioner under section 4943(c)(7)) to dispose of holdings acquired by gift or bequest; or (3) the lapse of the 10-, 15-, or 20-year first phase holding period? (Use Schedule C, Form 4720, to determine if the foundation had excess business holdings in 2013) N/A	3b	
4a	Did the foundation invest during the year any amount in a manner that would jeopardize its charitable purposes?	4a	X
b	Did the foundation make any investment in a prior year (but after December 31, 1969) that could jeopardize its charitable purpose that had not been removed from jeopardy before the first day of the tax year beginning in 2013?	4b	X

Part VII-B Statements Regarding Activities for Which Form 4720 May Be Required (continued)

5a During the year did the foundation pay or incur any amount to:

(1) Carry on propaganda, or otherwise attempt to influence legislation (section 4945(e))?

☐ Yes ☒ No

(2) Influence the outcome of any specific public election (see section 4955); or to carry on, directly or indirectly, any voter registration drive?

☐ Yes ☒ No

(3) Provide a grant to an individual for travel, study, or other similar purposes?

☐ Yes ☒ No

(4) Provide a grant to an organization other than a charitable, etc., organization described in section 509(a)(1), (2), or (3), or section 4940(d)(2)?

☐ Yes ☒ No

(5) Provide for any purpose other than religious, charitable, scientific, literary, or educational purposes, or for the prevention of cruelty to children or animals?

☐ Yes ☒ No

b If any answer is "Yes" to 5a(1)-(5), did any of the transactions fail to qualify under the exceptions described in Regulations section 53.4945 or in a current notice regarding disaster assistance (see instructions)?

N/A

5b

Organizations relying on a current notice regarding disaster assistance check here

☒

c If the answer is "Yes" to question 5a(4), does the foundation claim exemption from the tax because it maintained expenditure responsibility for the grant?

N/A

☐ Yes ☐ No

If "Yes," attach the statement required by Regulations section 53.4945-5(d)

6a Did the foundation, during the year, receive any funds, directly or indirectly, to pay premiums on a personal benefit contract?

☐ Yes ☒ No

6b

X

b Did the foundation, during the year, pay premiums, directly or indirectly, on a personal benefit contract?

If "Yes" to 6b, file Form 8870

7a At any time during the tax year, was the foundation a party to a prohibited tax shelter transaction?

☐ Yes ☒ No

7b

b If "Yes," did the foundation receive any proceeds or have any net income attributable to the transaction?

N/A

Part VIII Information About Officers, Directors, Trustees, Foundation Managers, Highly Paid Employees, and Contractors

1 List all officers, directors, trustees, foundation managers and their compensation.

(a) Name and address	(b) Title, and average hours per week devoted to position	(c) Compensation (If not paid, enter -0-)	(d) Contributions to employee benefit plans and deferred compensation	(e) Expense account, other allowances
EDWARD JONES TRUST COMPANY	TRUSTEE			
12555 MANCHESTER ROAD				
ST. LOUIS, MO 63131	2.00	9,572.	0.	0.

2 Compensation of five highest-paid employees (other than those included on line 1). If none, enter "NONE."

(a) Name and address of each employee paid more than \$50,000	(b) Title, and average hours per week devoted to position	(c) Compensation	(d) Contributions to employee benefit plans and deferred compensation	(e) Expense account, other allowances
NONE				

Total number of other employees paid over \$50,000

0

Part VIII Information About Officers, Directors, Trustees, Foundation Managers, Highly Paid Employees, and Contractors *(continued)***3** Five highest-paid independent contractors for professional services. If none, enter "NONE."

(a) Name and address of each person paid more than \$50,000	(b) Type of service	(c) Compensation
NONE		

Total number of others receiving over \$50,000 for professional services

0

Part IX-A Summary of Direct Charitable Activities

List the foundation's four largest direct charitable activities during the tax year. Include relevant statistical information such as the number of organizations and other beneficiaries served, conferences convened, research papers produced, etc.

	Expenses
1 N/A	
2	
3	
4	

Part IX-B Summary of Program-Related Investments

Describe the two largest program-related investments made by the foundation during the tax year on lines 1 and 2.

	Amount
1 N/A	
2	
All other program-related investments. See instructions.	
3	

Total. Add lines 1 through 3

0.

Form 990-PF (2013)

Part X**Minimum Investment Return** (All domestic foundations must complete this part. Foreign foundations, see instructions.)

1	Fair market value of assets not used (or held for use) directly in carrying out charitable, etc., purposes:		
a	Average monthly fair market value of securities	1a	605,844.
b	Average of monthly cash balances	1b	23.
c	Fair market value of all other assets	1c	0.
d	Total (add lines 1a, b, and c)	1d	605,867.
e	Reduction claimed for blockage or other factors reported on lines 1a and 1c (attach detailed explanation)	1e	0.
2	Acquisition indebtedness applicable to line 1 assets	2	0.
3	Subtract line 2 from line 1d	3	605,867.
4	Cash deemed held for charitable activities. Enter 1 1/2% of line 3 (for greater amount, see instructions)	4	9,088.
5	Net value of noncharitable-use assets. Subtract line 4 from line 3. Enter here and on Part V, line 4	5	596,779.
6	Minimum investment return. Enter 5% of line 5	6	29,839.

Part XI**Distributable Amount** (see instructions) (Section 4942(j)(3) and (j)(5) private operating foundations and certain foreign organizations check here ☐ and do not complete this part.)

1	Minimum investment return from Part X, line 6	1	29,839.
2a	Tax on investment income for 2013 from Part VI, line 5	2a	706.
b	Income tax for 2013. (This does not include the tax from Part VI.)	2b	
c	Add lines 2a and 2b	2c	706.
3	Distributable amount before adjustments. Subtract line 2c from line 1	3	29,133.
4	Recoveries of amounts treated as qualifying distributions	4	0.
5	Add lines 3 and 4	5	29,133.
6	Deduction from distributable amount (see instructions)	6	0.
7	Distributable amount as adjusted. Subtract line 6 from line 5. Enter here and on Part XIII, line 1	7	29,133.

Part XII**Qualifying Distributions** (see instructions)

1	Amounts paid (including administrative expenses) to accomplish charitable, etc., purposes:		
a	Expenses, contributions, gifts, etc. - total from Part I, column (d), line 26	1a	11,770.
b	Program-related investments - total from Part IX-B	1b	0.
2	Amounts paid to acquire assets used (or held for use) directly in carrying out charitable, etc., purposes	2	
3	Amounts set aside for specific charitable projects that satisfy the:		
a	Suitability test (prior IRS approval required)	3a	
b	Cash distribution test (attach the required schedule)	3b	
4	Qualifying distributions. Add lines 1a through 3b. Enter here and on Part V, line 8, and Part XIII, line 4	4	11,770.
5	Foundations that qualify under section 4940(e) for the reduced rate of tax on net investment income. Enter 1% of Part I, line 27b	5	0.
6	Adjusted qualifying distributions. Subtract line 5 from line 4	6	11,770.

Note. The amount on line 6 will be used in Part V, column (b), in subsequent years when calculating whether the foundation qualifies for the section 4940(e) reduction of tax in those years.

Part XIII Undistributed Income (see instructions)

	(a) Corpus	(b) Years prior to 2012	(c) 2012	(d) 2013
1 Distributable amount for 2013 from Part XI, line 7				29,133.
2 Undistributed income, if any, as of the end of 2013				
a Enter amount for 2012 only			0.	
b Total for prior years:		0.		
3 Excess distributions carryover, if any, to 2013:				
a From 2008				
b From 2009				
c From 2010				
d From 2011				
e From 2012				
f Total of lines 3a through e	0.			
4 Qualifying distributions for 2013 from Part XII, line 4: \blacktriangleright \$ 11,770.				
a Applied to 2012, but not more than line 2a			0.	
b Applied to undistributed income of prior years (Election required - see instructions)		0.		
c Treated as distributions out of corpus (Election required - see instructions)	0.			
d Applied to 2013 distributable amount				11,770.
e Remaining amount distributed out of corpus	0.			
5 Excess distributions carryover applied to 2013 (If an amount appears in column (d), the same amount must be shown in column (a).)	0.			0.
6 Enter the net total of each column as indicated below:	0.			
a Corpus Add lines 3f, 4c, and 4e Subtract line 5	0.			
b Prior years' undistributed income. Subtract line 4b from line 2b		0.		
c Enter the amount of prior years' undistributed income for which a notice of deficiency has been issued, or on which the section 4942(a) tax has been previously assessed		0.		
d Subtract line 6c from line 6b. Taxable amount - see instructions		0.		
e Undistributed income for 2012. Subtract line 4a from line 2a. Taxable amount - see instr.			0.	
f Undistributed income for 2013. Subtract lines 4d and 5 from line 1. This amount must be distributed in 2014				17,363.
7 Amounts treated as distributions out of corpus to satisfy requirements imposed by section 170(b)(1)(F) or 4942(g)(3)	0.			
8 Excess distributions carryover from 2008 not applied on line 5 or line 7	0.			
9 Excess distributions carryover to 2014. Subtract lines 7 and 8 from line 6a	0.			
10 Analysis of line 9:				
a Excess from 2009				
b Excess from 2010				
c Excess from 2011				
d Excess from 2012				
e Excess from 2013				

Part XIV	Private Operating Foundations (see instructions and Part VII-A, question 9)
-----------------	--

N/A

- 1 a** If the foundation has received a ruling or determination letter that it is a private operating foundation, and the ruling is effective for 2013, enter the date of the ruling

- b**
- Check box to indicate whether the foundation is a private operating foundation described in section

☐ 4942(j)(3) or ☐ 4942(j)(5)

- 2 a** Enter the lesser of the adjusted net income from Part I or the minimum investment return from Part X for each year listed

- b** 85% of line 2a

- c** Qualifying distributions from Part XII,
line 4 for each year listed

- d** Amounts included in line 2c not used directly for active conduct of exempt activities

- e** Qualifying distributions made directly for active conduct of exempt activities.

- 3 Complete 3a, b, or c for the alternative test relied upon:

- a "Assets" alternative test - enter:
(1) Value of all assets

- (2) Value of assets qualifying under section 4942(j)(3)(B)(i)**

- b** "Endowment" alternative test - enter 2/3 of minimum investment return shown in Part X, line 6 for each year listed

- c "Support" alternative test - enter:**

- (1) Total support other than gross investment income (interest, dividends, rents, payments on securities loans (section 512(a)(5)), or royalties)**

- (2) Support from general public and 5 or more exempt organizations as provided in section 4942(j)(3)(B)(iii)

- (3) Largest amount of support from an exempt organization**

- (4) Gross investment income

Part XV **Supplementary Information** (Complete this part only if the foundation had \$5,000 or more in assets at any time during the year-see instructions.)

1 Information Regarding Foundation Managers:

- a List any managers of the foundation who have contributed more than 2% of the total contributions received by the foundation before the close of any tax year (but only if they have contributed more than \$5,000). (See section 507(d)(2).)

NONE

- b** List any managers of the foundation who own 10% or more of the stock of a corporation (or an equally large portion of the ownership of a partnership or other entity) of which the foundation has a 10% or greater interest.

NONE

2 Information Regarding Contribution, Grant, Gift, Loan, Scholarship, etc., Programs:

Check here ☒ if the foundation only makes contributions to preselected charitable organizations and does not accept unsolicited requests for funds. If the foundation makes gifts, grants, etc. (see instructions) to individuals or organizations under other conditions, complete items 2a, b, c, and d.

- a The name, address, and telephone number or e-mail address of the person to whom applications should be addressed:

- b. The form in which applications should be submitted and information and materials they should include:

- c** Any submission deadlines:

- d Any restrictions or limitations on awards, such as by geographical areas, charitable fields, kinds of institutions, or other factors:

Part XV Supplementary Information (continued)**3 Grants and Contributions Paid During the Year or Approved for Future Payment**

Recipient Name and address (home or business)	If recipient is an individual, show any relationship to any foundation manager or substantial contributor	Foundation status of recipient	Purpose of grant or contribution	Amount
a Paid during the year				
BETHLEHEM LUTHERAN CHURCH 1620 MILWAUKEE AVE NE ABERDEEN, SD 57401	NONE	PC	PROGRAM SUPPORT	8,877.
Total			3a	8,877.
b Approved for future payment				
NONE				
Total			3b	0.

FORM 990-PF	DIVIDENDS AND INTEREST FROM SECURITIES	STATEMENT 1
-------------	--	-------------

SOURCE	GROSS AMOUNT	CAPITAL GAINS DIVIDENDS	(A) REVENUE PER BOOKS	(B) NET INVEST- MENT INCOME	(C) ADJUSTED NET INCOME
DIVIDENDS	13,176.	0.	13,176.	13,176.	
INTEREST	1,392.	0.	1,392.	1,392.	
TO PART I, LINE 4	14,568.	0.	14,568.	14,568.	

FORM 990-PF	OTHER INCOME	STATEMENT 2
-------------	--------------	-------------

DESCRIPTION	(A) REVENUE PER BOOKS	(B) NET INVEST- MENT INCOME	(C) ADJUSTED NET INCOME
DEFERRED INCOME	-451.	0.	
TOTAL TO FORM 990-PF, PART I, LINE 11	-451.	0.	

FORM 990-PF	ACCOUNTING FEES	STATEMENT 3
-------------	-----------------	-------------

DESCRIPTION	(A) EXPENSES PER BOOKS	(B) NET INVEST- MENT INCOME	(C) ADJUSTED NET INCOME	(D) CHARITABLE PURPOSES
TAX PREPARATION FEES	500.	0.		500.
TO FORM 990-PF, PG 1, LN 16B	500.	0.		500.

FORM 990-PF	TAXES	STATEMENT 4
-------------	-------	-------------

DESCRIPTION	(A) EXPENSES PER BOOKS	(B) NET INVEST- MENT INCOME	(C) ADJUSTED NET INCOME	(D) CHARITABLE PURPOSES
FOREIGN TAX WITHHELD	143.	143.		0.
TO FORM 990-PF, PG 1, LN 18	143.	143.		0.

FORM 990-PF	CORPORATE STOCK	STATEMENT 5
-------------	-----------------	-------------

DESCRIPTION	BOOK VALUE	FAIR MARKET VALUE
CORPORATE STOCK	234,250.	351,311.
TOTAL TO FORM 990-PF, PART II, LINE 10B	234,250.	351,311.

FORM 990-PF	CORPORATE BONDS	STATEMENT 6
-------------	-----------------	-------------

DESCRIPTION	BOOK VALUE	FAIR MARKET VALUE
CORPORATE BONDS	6,422.	6,422.
TOTAL TO FORM 990-PF, PART II, LINE 10C	6,422.	6,422.

FORM 990-PF	OTHER INVESTMENTS	STATEMENT 7
-------------	-------------------	-------------

DESCRIPTION	VALUATION METHOD	BOOK VALUE	FAIR MARKET VALUE
INVESTMENTS-OTHER	COST	274,166.	279,245.
TOTAL TO FORM 990-PF, PART II, LINE 13		274,166.	279,245.

Edward Jones

Trust Company

P.O. Box 66916, St. Louis, MO 63166

Call Toll Free
888-566-3747

Cover Page

Statement of Value and Activity

January 1 2013 - December 31 2013

Delphine Hagenson Trust FBO
Bethlehem Lutheran Church
430424005

We've changed our cost basis reporting for fixed-income securities in response to new IRS regulations. Edward Jones Trust Company implemented these changes during November 2013. If your account holds affected bonds, the cost basis adjustments are reflected in the Transaction Detail Section of this statement. Going forward, any cost basis adjustments will be reported annually on your year-end statement. Please let us know if you have any questions. It is our privilege to serve you.

Table of Contents

Account Summary Section	1
Analysis Section	2
Asset Detail Section	3
Transaction Summary Section	6
Transaction Detail Section	7
Pending Trades Section	39
Messages and Notices Section	40

If you have any questions about your account, please call us toll free at 888-566-3747.

Bill Edwards
Edward Jones
14 6th Avenue Sw, Suite 3
Aberdeen, SD 57401-4162

Edward Jones

Trust Company

P.O. Box 66916, St. Louis, MO 63166

Market Value Reconciliation

	<i>This Period</i>	<i>1/1/13 to 12/31/13</i>
Beginning Market Value	\$572,915.79	\$572,915.79
Income	\$13,379.76	\$13,379.76
Additions	\$14,023.47	\$14,023.47
Disbursements	-\$19,233.13	-\$19,233.13
Security Transfers	\$0.00	\$0.00
Other	\$284.46	\$284.46
Change in Market Value	\$55,607.49	\$55,607.49
Ending Market Value	\$636,977.84	\$636,977.84
Realized Gains/Losses (Included in Total Above)	\$28,670.11	\$28,670.11


Account Summary Section

Statement of Value and Activity

January 1, 2013 - December 31, 2013

Asset Allocation Summary

	<i>Asset Class</i>	<i>Balance</i>
55%	Equity Mutual Funds and Unit Trusts	\$351,310.87
41%	Fixed Income Mutual Funds and Unit Trusts	\$258,261.64
3%	Taxable Fixed Income	\$20,983.80
1%	Cash Equivalents	\$6,421.53
100%	Total Assets Value	\$636,977.84



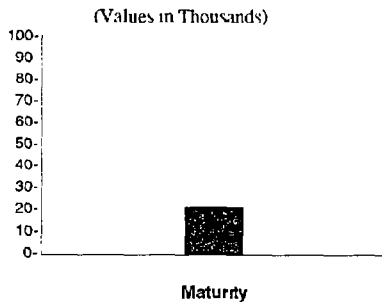
Investment Objective: Balanced - A portfolio that blends current income with long-term growth potential

Analysis Section

Statement of Value and Activity


January 1 2013 - December 31 2013

Bond Maturity Schedule



	Bond Maturity	Market Value
0%	Less than 1 year	\$0.00
100%	1 to 5 years	\$20,983.80
0%	5 to 10 years	\$0.00
0%	10 to 15 years	\$0.00
0%	15 to 20 years	\$0.00
0%	20 + years	\$0.00
100%	Total	\$20,983.80

Bond Quality Ratings



	Quality Rating	Market Value
0%	Aaa	\$0.00
0%	Aa1	\$0.00
100%	A1	\$20,983.80
0%	Baa1	\$0.00
0%	NON INVESTMENT GRADE	\$0.00
0%	Not Rated	\$0.00
100%	Total	\$20,983.80

Asset Detail Section**Statement of Value and Activity**

January 1 2013 - December 31 2013

Asset Detail

Description	Shares/Par Value	Current Price	Market Value	Tax Cost	Unrealized G/L	Est. Ann. Income
Cash Equivalents						
Federated Govt Obli Fund-Inst SHS	6 421 53	1 00	\$6,421 53	\$6,421 53	\$0.00	\$0 63
Total Cash Equivalents			\$6,421 53	\$6,421 53	\$0.00	\$0 63
Equity Mutual Funds and Unit Trusts						
American Amcap Fund CL F	1 801 63	27 16	\$48,932 30	\$33,231 98	\$15,700 32	\$147 19
American Europacific Growth Fd CL F2	365.94	48 98	\$17,923 89	\$15,000 00	\$2,923 89	\$210 05
American Mutual Fund Inc CL F	1 161 60	34 69	\$40,295 90	\$29,102 05	\$11,193 85	\$755 04
BlackRock Equity Divid Instl CL	1,278 35	24 33	\$31,102 18	\$25,034 80	\$6,067 58	\$576 53
Capital Wrlld Grth & Inc Fd CL F2	731 15	45 29	\$33,113 60	\$22,198 42	\$10,915 18	\$723 10
Goldman Sachs Mid Cap Equity CL I	278.99	44 43	\$12,395 66	\$6,736 36	\$5,659 30	\$115 78
Harbor Cap Appreciation Instlt CL	246 28	56 69	\$13,961 84	\$10,412 76	\$3,549 08	\$11 11
Invesco Sm Cap Equity Fund-Y	107.21	17 27	\$1,851 50	\$1,605.59	\$245.91	\$0 00
Lord Abbett S/C Value Ser-F	553.59	33 40	\$18,489 91	\$12,011 29	\$6,478 62	\$9 19
MFS Intl Value Fund CL I	890 47	35 18	\$31,326 66	\$24,042 54	\$7,284 12	\$588 60
MFS Value Fd CL I	1,846 28	33 36	\$54,919 93	\$22,358 53	\$32,561 40	\$916 98
Oppenheimer Developing Mkt CL I	221 85	37 57	\$8,334 90	\$7,539 57	\$795 33	\$47 25
T Rowe Price Equity Inc ADV Fd	1,179 82	32 77	\$38,662 60	\$24,976 54	\$13,686 06	\$534 46
Total Equity Mutual Funds and Unit Trusts			\$351,310 87	\$284,250 23	\$117,060 64	\$4,635 28

Asset Detail Section (continued)**Statement of Value and Activity**

January 1 2013 - December 31, 2013

Description	Shares/Par Value	Current Price	Market Value	Tax Cost	Unrealized G/L	Est. Ann. Income
Taxable Fixed Income						
Vodafone Group PLC DTD 12/18/2002 5.375% 01/30/2015	20,000.00	104.92	\$20,983.80	\$19,950.00	\$1,033.80	\$1,075.00
Total Taxable Fixed Income			\$20,983.80	\$19,950.00	\$1,033.80	\$1,075.00
Fixed Income Mutual Funds and Unit Trusts						
American Capital World Bond Fund	1,408.92	20.08	\$28,291.05	\$26,390.73	\$1,900.32	\$646.69
Baird Short Term Bond Fund Institutional Class	1,289.76	9.69	\$12,497.79	\$12,523.52	-\$25.73	\$219.26
Dodge & Cox Income Fd Com	1,638.12	13.53	\$22,163.82	\$22,000.00	\$163.82	\$679.82
Dreyfus Bond Market Index Fd Basic Class Fd #710	3,920.22	10.33	\$40,495.86	\$43,050.30	-\$2,554.44	\$1,195.67
Janus Inv't Fd Flexbl Bnd I SHS	3,634.90	10.37	\$37,693.95	\$38,500.00	-\$806.05	\$1,166.80
JPMorgan TR II	2,077.24	7.98	\$16,576.41	\$15,897.19	\$679.22	\$1,042.78
High Yield Bd Fd Select CL						
JPMorgan TR II Core Bd Select	2,124.75	11.47	\$24,370.89	\$25,132.37	-\$761.48	\$669.30
MFS Fixed Income TR	4,358.83	10.68	\$46,552.28	\$40,722.11	\$5,830.17	\$1,468.93
Research Bd Fd CL I						

Asset Detail Section (continued)**Statement of Value and Activity**

January 1, 2013 - December 31 2013

Description	Shares/Par Value	Current Price	Market Value	Tax Cost	Unrealized G/L	Est. Ann. Income
T Rowe Price Short Term Bond Fund	6,183.63	4.79	\$29,619.59	\$30,000.00	-\$380.41	\$380.36
Total Fixed Income Mutual Funds and Unit Trusts			\$258,261.64	\$254,216.22	\$4,045.42	\$7,469.61
Total All Assets			\$636,977.84	\$514,837.98	\$122,139.86	\$13,180.52

Transaction Summary Section**Statement of Value and Activity**

January 1 2013 - December 31 2013

Transaction Summary

Transaction Category	Principal Cash	Income Cash
Beginning Cash Balance on 1/1/13	-\$2,533.31	\$2,642.20
Receipts		
Additions	\$14,023.47	\$0.00
Interest Income	\$0.00	\$1,075.10
Dividend Income	\$0.00	\$12,166.79
Transfers within account	\$0.00	\$0.00
Other Receipts	\$284.46	\$0.00
Other Income	\$0.00	\$137.87
Total Receipts	\$14,307.93	\$13,379.76
Disbursements		
Distributions	\$0.00	-\$8,877.11
Fees	-\$4,928.04	-\$4,927.98
Fiduciary Taxes	\$0.00	\$0.00
Administrative Expenses	-\$250.00	-\$250.00
Transfers within account	\$0.00	\$0.00
Other Disbursements	\$0.00	\$0.00
Total Disbursements	-\$5,178.04	-\$14,055.09
Security Purchases	-\$161,853.39	\$0.00
Security Sales	\$153,289.94	\$0.00
Maturities	\$0.00	\$0.00
Other	\$0.00	\$0.00
Ending Cash Balance on 12/31/13	-\$1,966.87	\$1,966.87

Transaction Detail Section**Statement of Value and Activity**

January 1 2013 - December 31, 2013

Transaction Details By Category

<i>Date</i>	<i>Transaction Description</i>	<i>Principal Cash</i>	<i>Income Cash</i>	<i>Tax Cost</i>
1/1/13	Beginning Balance	-2,533.31	\$2,642.20	
Additions				
3/28/13	Receive LT Capital Gains Distribution on MFS Value Fd CL I \$0.004/Unit on 1,854.582 Units Due 3/27/13 LT Capital Gain of \$7.33 on Federal Cost LT Capital Gain of \$7.33 on State Cost	\$7.33	\$0.00	\$0.00
6/17/13	Receive LT Capital Gains Distribution on American Amcap Fund CL F \$0.46/Unit on 1,815.963 Units Due 6/17/13 LT Capital Gain of \$835.34 on Federal Cost LT Capital Gain of \$835.34 on State Cost	\$835.34	\$0.00	\$0.00
12/2/13	Receive LT Capital Gains Distribution on MFS Research Bond Fd CL I \$0.0047/Unit on 4,356.933 Units Due 12/2/13 LT Capital Gain of \$20.35 on Federal Cost LT Capital Gain of \$20.35 on State Cost	\$20.35	\$0.00	\$0.00
12/6/13	Receive LT Capital Gains Distribution on Goldman Sachs Mid Cap Equity CL I \$5.7205/Unit on 239.234 Units Due 12/6/13 LT Capital Gain of \$1,368.54 on Federal Cost LT Capital Gain of \$1,368.54 on State Cost	\$1,368.54	\$0.00	\$0.00
12/6/13	Receive St Capital Gains Distribution on Goldman Sachs Mid Cap Equity CL I \$1.3875/Unit on 239.234 Units Due 12/6/13 St Capital Gain of \$331.94 on Federal Cost St Capital Gain of \$331.94 on State Cost	\$331.94	\$0.00	\$0.00

Transaction Detail Section (continued)**Statement of Value and Activity**

January 1, 2013 - December 31 2013

<i>Date</i>	<i>Transaction Description</i>	<i>Principal Cash</i>	<i>Income Cash</i>	<i>Tax Cost</i>
12/10/13	Receive LT Capital Gains Distribution on Oppenheimer Developing Mkt CL I \$0 1792/Unit on 220 783 Units Due 12/9/13 LT Capital Gain of \$39 57 on Federal Cost LT Capital Gain of \$39 57 on State Cost	\$39.57	\$0 00	\$0 00
12/11/13	Receive LT Capital Gains Distribution on MFS Value Fd CL I \$0.4417/Unit on 1,617 23 Units Due 12/10/13 LT Capital Gain of \$714 36 on Federal Cost LT Capital Gain of \$714 36 on State Cost	\$714 36	\$0.00	\$0 00
12/11/13	Receive St Capital Gains Distribution on MFS Value Fd CL I \$0 1392/Unit on 1,617 23 Units Due 12/10/13 St Capital Gain of \$225.15 on Federal Cost St Capital Gain of \$225 15 on State Cost	\$225.15	\$0 00	\$0 00
12/13/13	Receive LT Capital Gains Distribution on JPMorgan Core Bond Fund \$0 0615/Unit on 2,113 271 Units Due 12/13/13 LT Capital Gain of \$129 90 on Federal Cost LT Capital Gain of \$129 90 on State Cost	\$129 90	\$0 00	\$0 00
12/13/13	Receive St Capital Gains Distribution on JPMorgan Core Bond Fund \$0 0012/Unit on 2,113 271 Units Due 12/13/13 St Capital Gain of \$2 47 on Federal Cost St Capital Gain of \$2 47 on State Cost	\$2 47	\$0 00	\$0 00
12/13/13	Receive LT Capital Gains Distribution on JPMorgan High Yield Bond Fund \$0 1846/Unit on 2,023 726 Units Due 12/13/13 LT Capital Gain of \$373 60 on Federal Cost LT Capital Gain of \$373 60 on State Cost	\$373 60	\$0.00	\$0 00

Transaction Detail Section (continued)**Statement of Value and Activity**

January 1 2013 - December 31 2013

<i>Date</i>	<i>Transaction Description</i>	<i>Principal Cash</i>	<i>Income Cash</i>	<i>Tax Cost</i>
12/13/13	Receive St Capital Gains Distribution on JPMorgan High Yield Bond Fund \$0.027/Unit on 2,023 726 Units Due 12/13/13 St Capital Gain of \$54.54 on Federal Cost St Capital Gain of \$54.54 on State Cost	\$54.54	\$0.00	\$0.00
12/13/13	Receive LT Capital Gains Distribution on MFS Intl Value Fund CL I \$0.0958/Unit on 887 971 Units Due 12/12/13 LT Capital Gain of \$85.09 on Federal Cost LT Capital Gain of \$85.09 on State Cost	\$85.09	\$0.00	\$0.00
12/13/13	Receive LT Capital Gains Distribution on T Rowe Price Equity Inc ADV Fd \$0.85/Unit on 1,148 875 Units Due 12/13/13 LT Capital Gain of \$976.54 on Federal Cost LT Capital Gain of \$976.54 on State Cost	\$976.54	\$0.00	\$0.00
12/16/13	Receive LT Capital Gains Distribution on Invesco Sm Cap Equity Fund-Y \$1.0067/Unit on 100 806 Units Due 12/13/13 LT Capital Gain of \$101.48 on Federal Cost LT Capital Gain of \$101.48 on State Cost	\$101.48	\$0.00	\$0.00
12/16/13	Receive St Capital Gains Distribution on Invesco Sm Cap Equity Fund-Y \$0.0408/Unit on 100 806 Units Due 12/13/13 St Capital Gain of \$4.11 on Federal Cost St Capital Gain of \$4.11 on State Cost	\$4.11	\$0.00	\$0.00

Transaction Detail Section (continued)**Statement of Value and Activity**

January 1 2013 - December 31 2013

Date	Transaction Description	Principal Cash	Income Cash	Tax Cost
12/16/13	Receive LT Capital Gains Distribution on BlackRock Equity Divid Instl CL \$0.0217/Unit on 1,277 156 Units Due 12/16/13 LT Capital Gain of \$27.74 on Federal Cost LT Capital Gain of \$27.74 on State Cost	\$27.74	\$0.00	\$0.00
12/18/13	Receive LT Capital Gains Distribution on Harbor Cap Appreciation Instit CL \$1.7291/Unit on 238.72 Units Due 12/17/13 LT Capital Gain of \$412.76 on Federal Cost LT Capital Gain of \$412.76 on State Cost	\$412.76	\$0.00	\$0.00
12/19/13	Receive LT Capital Gains Distribution on Lord Abbett S/C Value Ser-F \$8.5155/Unit on 430.048 Units Due 12/18/13 LT Capital Gain of \$3,662.07 on Federal Cost LT Capital Gain of \$3,662.07 on State Cost	\$3,662.07	\$0.00	\$0.00
12/19/13	Receive St Capital Gains Distribution on Lord Abbett S/C Value Ser-F \$0.8956/Unit on 430.048 Units Due 12/18/13 St Capital Gain of \$385.15 on Federal Cost St Capital Gain of \$385.15 on State Cost	\$385.15	\$0.00	\$0.00
12/23/13	Receive LT Capital Gains Distribution on American Amcap Fund CL F \$1.703/Unit on 1,693.949 Units Due 12/23/13 LT Capital Gain of \$2,884.80 on Federal Cost LT Capital Gain of \$2,884.80 on State Cost	\$2,884.80	\$0.00	\$0.00
12/23/13	Receive LT Capital Gains Distribution on American Mutual Fund Inc CL F \$0.709/Unit on 1,137.974 Units Due 12/23/13 LT Capital Gain of \$806.82 on Federal Cost LT Capital Gain of \$806.82 on State Cost	\$806.82	\$0.00	\$0.00

Transaction Detail Section (continued)**Statement of Value and Activity**

January 1 2013 - December 31 2013

Date	Transaction Description	Principal Cash	Income Cash	Tax Cost
12/23/13	Receive LT Capital Gains Distribution on Dreyfus Bd Mkt Index-Basic CL #710 \$0.1373/Unit on 3,867.152 Units Due 12/20/13 LT Capital Gain of \$530.96 on Federal Cost LT Capital Gain of \$530.96 on State Cost	\$530.96	\$0.00	\$0.00
12/23/13	Receive St Capital Gains Distribution on Dreyfus Bd Mkt Index-Basic CL #710 \$0.005/Unit on 3,867.152 Units Due 12/20/13 St Capital Gain of \$19.34 on Federal Cost St Capital Gain of \$19.34 on State Cost	\$19.34	\$0.00	\$0.00
12/27/13	Receive LT Capital Gains Distribution on Baird Short Term Bond Fd Instl CL \$0.016/Unit on 1,287.332 Units Due 12/27/13 LT Capital Gain of \$20.61 on Federal Cost LT Capital Gain of \$20.61 on State Cost	\$20.61	\$0.00	\$0.00
12/27/13	Receive St Capital Gains Distribution on Baird Short Term Bond Fd Instl CL \$0.0023/Unit on 1,287.332 Units Due 12/27/13 St Capital Gain of \$2.91 on Federal Cost St Capital Gain of \$2.91 on State Cost	\$2.91	\$0.00	\$0.00
		<hr/> \$14,023.47	<hr/> \$0.00	
	Interest Income			
1/2/13	Cash Receipt of Dividend Earned on Federated Govt Obl Fund-Instl SHS Dividend from 12/1/12 to 12/31/12	\$0.00	\$0.06	\$0.00
1/30/13	Cash Receipt of Interest Earned on Vodafone Group 5 375% 1/30/15 \$0.026875/\$1 PV on 20,000 Par Value Due 1/30/13	\$0.00	\$537.50	\$0.00

Transaction Detail Section (continued)**Statement of Value and Activity**

January 1 2013 - December 31 2013

<i>Date</i>	<i>Transaction Description</i>	<i>Principal Cash</i>	<i>Income Cash</i>	<i>Tax Cost</i>
2/1/13	Cash Receipt of Dividend Earned on Federated Govt Obli Fund-Inst SHS Dividend from 1/1/13 to 1/31/13	\$0 00	\$0 01	\$0 00
7/30/13	Cash Receipt of Interest Earned on Vodafone Group 5 375% 1/30/15 \$0 026875/S1 PV on 20,000 Par Value Due 7/30/13	\$0.00	\$537 50	\$0 00
8/1/13	Cash Receipt of Dividend Earned on Federated Govt Obli Fund-Inst SHS Dividend from 7/1/13 to 7/31/13	\$0 00	\$0 01	\$0 00
10/1/13	Cash Receipt of Dividend Earned on Federated Govt Obli Fund-Inst SHS Dividend from 9/1/13 to 9/30/13	\$0 00	\$0 01	\$0 00
11/1/13	Cash Receipt of Dividend Earned on Federated Govt Obli Fund-Inst SHS Dividend from 10/1/13 to 10/31/13	\$0 00	\$0 01	\$0 00
		\$0 00	\$1,075 10	
	Dividend Income			
1/2/13	Cash Receipt of Dividend Earned on Federated Total Return Instl CL \$0 0077/Unit on 4,948 877 Units Due 12/28/12	\$0 00	\$38 11	\$0 00
1/2/13	Cash Receipt of Dividend Earned on Federated Total Return Instl CL Dividend from 12/1/12 to 12/31/12	\$0 00	\$178 46	\$0 00
1/2/13	Cash Receipt of Dividend Earned on JPMorgan High Yield Bond Fund \$0 052/Unit on 2,023 726 Units Due 1/2/13	\$0 00	\$105 23	\$0 00

Transaction Detail Section (continued)**Statement of Value and Activity**

January 1 2013 - December 31 2013

<i>Date</i>	<i>Transaction Description</i>	<i>Principal Cash</i>	<i>Income Cash</i>	<i>Tax Cost</i>
1/2/13	Cash Receipt of Dividend Earned on T Rowe Price Short Term Bond Fund Dividend from 12/1/12 to 12/31/12	\$0.00	\$27.34	\$0.00
1/3/13	Cash Receipt of Dividend Earned on MFS Research Bond Fd CL I Dividend from 12/1/12 to 12/31/12	\$0.00	\$160.57	\$0.00
2/1/13	Cash Receipt of Dividend Earned on Federated Total Return Instl CL Dividend from 1/1/13 to 1/31/13	\$0.00	\$130.31	\$0.00
2/1/13	Cash Receipt of Dividend Earned on JPMorgan High Yield Bond Fund \$0.041/Unit on 2,023,726 Units Due 2/1/13	\$0.00	\$82.97	\$0.00
2/1/13	Cash Receipt of Dividend Earned on MFS Research Bond Fd CL I Dividend from 1/1/13 to 1/31/13	\$0.00	\$157.93	\$0.00
2/1/13	Cash Receipt of Dividend Earned on T Rowe Price Short Term Bond Fund Dividend from 1/1/13 to 1/31/13	\$0.00	\$23.66	\$0.00
2/4/13	Cash Receipt of Dividend Earned on Franklin US Govt Secs Fd CL A \$0.0199/Unit on 747,384 Units Due 2/4/13	\$0.00	\$14.87	\$0.00
2/4/13	Cash Receipt of Dividend Earned on Franklin US Govt Fd Advisor CL \$0.0208/Unit on 4,545,455 Units Due 2/4/13	\$0.00	\$94.55	\$0.00
2/4/13	Cash Receipt of Dividend Earned on Loomis Sayles INV Grade Bd Fd CL Y \$0.0439/Unit on 785,949 Units Due 2/4/13	\$0.00	\$34.50	\$0.00
3/1/13	Cash Receipt of Dividend Earned on Federated Total Return Instl CL Dividend from 2/1/13 to 2/28/13	\$0.00	\$128.89	\$0.00

Transaction Detail Section (continued)**Statement of Value and Activity**

January 1 2013 - December 31 2013

<i>Date</i>	<i>Transaction Description</i>	<i>Principal Cash</i>	<i>Income Cash</i>	<i>Tax Cost</i>
3/1/13	Cash Receipt of Dividend Earned on JPMorgan High Yield Bond Fund \$0.041/Unit on 2,023 726 Units Due 3/1/13	\$0 00	\$82.97	\$0 00
3/1/13	Cash Receipt of Dividend Earned on MFS Research Bond Fd CL I Dividend from 2/1/13 to 2/28/13	\$0 00	\$149 91	\$0 00
3/1/13	Cash Receipt of Dividend Earned on T Rowe Price Short Term Bond Fund Dividend from 2/1/13 to 2/28/13	\$0 00	\$26 45	\$0 00
3/4/13	Cash Receipt of Dividend Earned on Franklin US Govt Secs Fd CL A \$0.0197/Unit on 747 384 Units Due 3/4/13	\$0 00	\$14.72	\$0 00
3/4/13	Cash Receipt of Dividend Earned on Franklin US Govt Fd Advisor CL \$0.0205/Unit on 4,545 455 Units Due 3/4/13	\$0 00	\$93 18	\$0 00
3/4/13	Cash Receipt of Dividend Earned on Loomis Sayles INV Grade Bd Fd CL Y \$0.0457/Unit on 785 949 Units Due 3/4/13	\$0 00	\$35.92	\$0 00
3/18/13	Cash Receipt of Dividend Earned on American Mutual Fund Inc CL F \$0.1597/Unit on 1,137 974 Units Due 3/18/13	\$0 00	\$181 73	\$0 00
3/18/13	Cash Receipt of Dividend Earned on Capital Wld Grth & Inc Fd CL F2 \$0.1963/Unit on 851 802 Units Due 3/18/13	\$0.00	\$167 21	\$0 00
3/27/13	Cash Receipt of Dividend Earned on American Cap World Bond F2 \$0.114/Unit on 1,408 917 Units Due 3/27/13	\$0 00	\$160 62	\$0 00
3/27/13	Cash Receipt of Dividend Earned on Dodge & Cox Income Fd \$0.105/Unit on 1,638 124 Units Due 3/27/13	\$0.00	\$172 00	\$0 00

Transaction Detail Section (continued)**Statement of Value and Activity**

January 1 2013 - December 31 2013

<i>Date</i>	<i>Transaction Description</i>	<i>Principal Cash</i>	<i>Income Cash</i>	<i>Tax Cost</i>
3/27/13	Cash Receipt of Dividend Earned on T Rowe Price Equity Inc ADV Fd \$0.11/Unit on 1,148 875 Units Due 3/27/13	\$0.00	\$126 38	\$0 00
3/28/13	Cash Receipt of Dividend Earned on MFS Value Fd CL I \$0.11783/Unit on 1,854 582 Units Due 3/27/13	\$0 00	\$218 53	\$0 00
4/1/13	Cash Receipt of Dividend Earned on Federated Total Return Instl CL Dividend from 3/1/13 to 3/31/13	\$0 00	\$143 64	\$0 00
4/1/13	Cash Receipt of Dividend Earned on JPMorgan High Yield Bond Fund \$0 042/Unit on 2,023,726 Units Due 4/1/13	\$0 00	\$85 00	\$0 00
4/1/13	Cash Receipt of Dividend Earned on T Rowe Price Short Term Bond Fund Dividend from 3/1/13 to 3/31/13	\$0 00	\$27 47	\$0 00
4/2/13	Cash Receipt of Dividend Earned on Franklin US Govt Secs Fd CL A \$0.0176/Unit on 747 384 Units Due 4/2/13	\$0 00	\$13 15	\$0 00
4/2/13	Cash Receipt of Dividend Earned on Franklin US Govt Fd Advisor CL \$0 0184/Unit on 4,545 455 Units Due 4/2/13	\$0 00	\$83 64	\$0 00
4/2/13	Cash Receipt of Dividend Earned on Loomis Sayles INV Grade Bd Fd CL Y \$0.0451/Unit on 785 949 Units Due 4/2/13	\$0.00	\$35.45	\$0 00
4/2/13	Cash Receipt of Dividend Earned on MFS Research Bond Fd CL I Dividend from 3/1/13 to 3/31/13	\$0.00	\$144 57	\$0 00
4/18/13	Cash Receipt of Dividend Earned on BlackRock Equity Divid Instl CL \$0.109927/Unit on 1,277 156 Units Due 4/18/13	\$0.00	\$140 39	\$0 00

Transaction Detail Section (continued)**Statement of Value and Activity**

January 1 2013 - December 31 2013

Date	Transaction Description	Principal Cash	Income Cash	Tax Cost
5/1/13	Cash Receipt of Dividend Earned on MFS Research Bond Fd CL I Dividend from 4/1/13 to 4/30/13	\$0.00	\$144.64	\$0.00
5/1/13	Cash Receipt of Dividend Earned on T Rowe Price Short Term Bond Fund Dividend from 4/1/13 to 4/30/13	\$0.00	\$30.23	\$0.00
5/1/13	Cash Receipt of Dividend Earned on Federated Total Return Instl CL Dividend from 4/1/13 to 4/30/13	\$0.00	\$164.43	\$0.00
5/1/13	Cash Receipt of Dividend Earned on Dreyfus Bd Mkt Index-Basic CL #710 Dividend from 4/1/13 to 4/30/13	\$0.00	\$13.12	\$0.00
5/1/13	Cash Receipt of Dividend Earned on JPMorgan High Yield Bond Fund \$0.046/Unit on 2,023.726 Units Due 5/1/13	\$0.00	\$93.09	\$0.00
6/3/13	Cash Receipt of Dividend Earned on Dreyfus Bd Mkt Index-Basic CL #710 Dividend from 5/1/13 to 5/31/13	\$0.00	\$99.23	\$0.00
6/3/13	Cash Receipt of Dividend Earned on Federated Total Return Instl CL Dividend from 5/1/13 to 5/31/13	\$0.00	\$148.56	\$0.00
6/3/13	Cash Receipt of Dividend Earned on JPMorgan High Yield Bond Fund \$0.04/Unit on 2,023.726 Units Due 6/3/13	\$0.00	\$80.95	\$0.00
6/3/13	Cash Receipt of Dividend Earned on MFS Research Bond Fd CL I Dividend from 5/1/13 to 5/31/13	\$0.00	\$141.99	\$0.00
6/3/13	Cash Receipt of Dividend Earned on T Rowe Price Short Term Bond Fund Dividend from 5/1/13 to 5/31/13	\$0.00	\$34.85	\$0.00

Transaction Detail Section (continued)**Statement of Value and Activity**

January 1, 2013 - December 31 2013

<i>Date</i>	<i>Transaction Description</i>	<i>Principal Cash</i>	<i>Income Cash</i>	<i>Tax Cost</i>
6/17/13	Cash Receipt of Dividend Earned on American Amcap Fund CL F \$0 0817/Unit on 1,815 963 Units Due 6/17/13	\$0.00	\$148.36	\$0.00
6/17/13	Cash Receipt of Dividend Earned on American Mutual Fund Inc CL F \$0 1621/Unit on 1,137 974 Units Due 6/17/13	\$0.00	\$184.47	\$0.00
6/17/13	Cash Receipt of Dividend Earned on Capital Wld Grth & Inc Fd CL F2 \$0 4488/Unit on 851 802 Units Due 6/17/13	\$0.00	\$382.29	\$0.00
6/26/13	Cash Receipt of Dividend Earned on American Cap World Bond F2 \$0.1151/Unit on 1,408 917 Units Due 6/26/13	\$0.00	\$162.17	\$0.00
6/26/13	Cash Receipt of Dividend Earned on Dodge & Cox Income Fd \$0 095/Unit on 1,638 124 Units Due 6/26/13	\$0.00	\$155.62	\$0.00
6/27/13	Cash Receipt of Dividend Earned on MFS Value Fd CL I \$0 14968/Unit on 1,681 23 Units Due 6/26/13	\$0.00	\$251.65	\$0.00
6/27/13	Cash Receipt of Dividend Earned on T Rowe Price Equity Inc ADV Fd \$0 11/Unit on 1,148 875 Units Due 6/27/13	\$0.00	\$126.38	\$0.00
7/1/13	Cash Receipt of Dividend Earned on Dreyfus Bd Mkt Index-Basic CL #710 Dividend from 6/1/13 to 6/30/13	\$0.00	\$90.08	\$0.00
7/1/13	Cash Receipt of Dividend Earned on Federated Total Return Instl CL Dividend from 6/1/13 to 6/30/13	\$0.00	\$62.37	\$0.00
7/1/13	Cash Receipt of Dividend Earned on Janus Invst Fd Dividend from 6/1/13 to 6/30/13	\$0.00	\$43.50	\$0.00

Transaction Detail Section (continued)**Statement of Value and Activity**

January 1 2013 - December 31 2013

<i>Date</i>	<i>Transaction Description</i>	<i>Principal Cash</i>	<i>Income Cash</i>	<i>Tax Cost</i>
7/1/13	Cash Receipt of Dividend Earned on JPMorgan Core Bond Fund \$0.026/Unit on 2,113 271 Units Due 7/1/13	\$0.00	\$54.95	\$0.00
7/1/13	Cash Receipt of Dividend Earned on JPMorgan High Yield Bond Fund \$0.04/Unit on 2,023 726 Units Due 7/1/13	\$0.00	\$80.95	\$0.00
7/1/13	Cash Receipt of Dividend Earned on MFS Research Bond Fd CL I Dividend from 6/1/13 to 6/30/13	\$0.00	\$127.87	\$0.00
7/1/13	Cash Receipt of Dividend Earned on T Rowe Price Short Term Bond Fund Dividend from 6/1/13 to 6/30/13	\$0.00	\$31.70	\$0.00
7/19/13	Cash Receipt of Dividend Earned on BlackRock Equity Divd Instl CL \$0.101089/Unit on 1,277 156 Units Due 7/19/13	\$0.00	\$129.11	\$0.00
8/1/13	Cash Receipt of Dividend Earned on Dreyfus Bd Mkt Index-Basic CL #710 Dividend from 7/1/13 to 7/31/13	\$0.00	\$103.80	\$0.00
8/1/13	Cash Receipt of Dividend Earned on Janus Invst Fd Dividend from 7/1/13 to 7/31/13	\$0.00	\$91.41	\$0.00
8/1/13	Cash Receipt of Dividend Earned on JPMorgan Core Bond Fund \$0.026/Unit on 2,113 271 Units Due 8/1/13	\$0.00	\$54.95	\$0.00
8/1/13	Cash Receipt of Dividend Earned on JPMorgan High Yield Bond Fund \$0.039/Unit on 2,023 726 Units Due 8/1/13	\$0.00	\$78.93	\$0.00
8/1/13	Cash Receipt of Dividend Earned on MFS Research Bond Fd CL I Dividend from 7/1/13 to 7/31/13	\$0.00	\$117.03	\$0.00

Transaction Detail Section (continued)**Statement of Value and Activity**

January 1, 2013 - December 31, 2013

<i>Date</i>	<i>Transaction Description</i>	<i>Principal Cash</i>	<i>Income Cash</i>	<i>Tax Cost</i>
8/1/13	Cash Receipt of Dividend Earned on T Rowe Price Short Term Bond Fund Dividend from 7/1/13 to 7/31/13	\$0.00	\$38.76	\$0.00
8/27/13	Cash Receipt of Dividend Earned on Baird Short Term Bond Fd Instl CL \$0.01251/Unit on 1,287,332 Units Due 8/27/13	\$0.00	\$16.10	\$0.00
9/3/13	Cash Receipt of Dividend Earned on T Rowe Price Short Term Bond Fund Dividend from 8/1/13 to 8/31/13	\$0.00	\$15.94	\$0.00
9/3/13	Cash Receipt of Dividend Earned on T Rowe Price Short Term Bond Fund-Ad Dividend from 8/1/13 to 8/31/13	\$0.00	\$19.78	\$0.00
9/3/13	Cash Receipt of Dividend Earned on Dreyfus Bd Mkt Index-Basic CL #710 Dividend from 8/1/13 to 8/31/13	\$0.00	\$92.78	\$0.00
9/3/13	Cash Receipt of Dividend Earned on Janus Invt Fd Dividend from 8/1/13 to 8/31/13	\$0.00	\$103.66	\$0.00
9/3/13	Cash Receipt of Dividend Earned on JPMorgan Core Bond Fund \$0.026/Unit on 2,113,271 Units Due 9/3/13	\$0.00	\$54.95	\$0.00
9/3/13	Cash Receipt of Dividend Earned on JPMorgan High Yield Bond Fund \$0.042/Unit on 2,023,726 Units Due 9/3/13	\$0.00	\$85.00	\$0.00
9/3/13	Cash Receipt of Dividend Earned on MFS Research Bond Fd CL I Dividend from 8/1/13 to 8/31/13	\$0.00	\$119.25	\$0.00
9/16/13	Cash Receipt of Dividend Earned on American Mutual Fund Inc CL F \$0.1648/Unit on 1,137,974 Units Due 9/16/13	\$0.00	\$187.54	\$0.00

Transaction Detail Section (continued)**Statement of Value and Activity**

January 1, 2013 - December 31 2013

<i>Date</i>	<i>Transaction Description</i>	<i>Principal Cash</i>	<i>Income Cash</i>	<i>Tax Cost</i>
9/23/13	Cash Receipt of Dividend Earned on Capital Wld Grth & Inc Fd CL F2 \$0 1979/Unit on 731 146 Units Due 9/23/13	\$0 00	\$144.69	\$0 00
9/26/13	Cash Receipt of Dividend Earned on Baird Short Term Bond Fd Instl CL \$0 013544/Unit on 1,287 332 Units Due 9/26/13	\$0 00	\$17.44	\$0 00
9/26/13	Cash Receipt of Dividend Earned on Dodge & Cox Income Fd \$0.10/Unit on 1,638 124 Units Due 9/26/13	\$0 00	\$163.81	\$0 00
9/26/13	Cash Receipt of Dividend Earned on MFS Value Fd CL I \$0 12164/Unit on 1,617.23 Units Due 9/25/13	\$0 00	\$196 72	\$0 00
10/1/13	Cash Receipt of Dividend Earned on Dreyfus Bd Mkt Index-Basic CL #710 Dividend from 9/1/13 to 9/30/13	\$0 00	\$96 76	\$0 00
10/1/13	Cash Receipt of Dividend Earned on Janus Invt Fd Dividend from 9/1/13 to 9/30/13	\$0 00	\$88 98	\$0 00
10/1/13	Cash Receipt of Dividend Earned on JPMorgan Core Bond Fund \$0 026/Unit on 2,113 271 Units Due 10/1/13	\$0 00	\$54.95	\$0 00
10/1/13	Cash Receipt of Dividend Earned on JPMorgan High Yield Bond Fund \$0 038/Unit on 2,023 726 Units Due 10/1/13	\$0 00	\$76.90	\$0 00
10/1/13	Cash Receipt of Dividend Earned on MFS Research Bond Fd CL I Dividend from 9/1/13 to 9/30/13	\$0 00	\$119 16	\$0 00
10/1/13	Cash Receipt of Dividend Earned on T Rowe Price Short Term Bond Fund-Ad Dividend from 9/1/13 to 9/30/13	\$0 00	\$28 30	\$0 00

Transaction Detail Section (continued)**Statement of Value and Activity**

January 1 2013 - December 31 2013

<i>Date</i>	<i>Transaction Description</i>	<i>Principal Cash</i>	<i>Income Cash</i>	<i>Tax Cost</i>
10/8/13	Cash Receipt of Dividend Earned on American Cap World Bond F2 \$0 1137/Unit on 1,408 917 Units Due 10/8/13	\$0 00	\$160.19	\$0 00
10/18/13	Cash Receipt of Dividend Earned on BlackRock Equity Divid Instl CL \$0 127/Unit on 1,277 156 Units Due 10/18/13	\$0.00	\$162 20	\$0 00
10/28/13	Cash Receipt of Dividend Earned on Baird Short Term Bond Fd Instl CL \$0.013154/Unit on 1,287 332 Units Due 10/28/13	\$0 00	\$16 93	\$0 00
11/1/13	Cash Receipt of Dividend Earned on Dreyfus Bd Mkt Index-Basic CL #710 Dividend from 10/1/13 to 10/31/13	\$0 00	\$94 41	\$0 00
11/1/13	Cash Receipt of Dividend Earned on Janus Invt Fd Dividend from 10/1/13 to 10/31/13	\$0 00	\$102 25	\$0 00
11/1/13	Cash Receipt of Dividend Earned on JPMorgan Core Bond Fund \$0 03/Unit on 2,113 271 Units Due 11/1/13	\$0 00	\$63 40	\$0 00
11/1/13	Cash Receipt of Dividend Earned on JPMorgan High Yield Bond Fund \$0 041/Unit on 2,023 726 Units Due 11/1/13	\$0 00	\$82 97	\$0 00
11/1/13	Cash Receipt of Dividend Earned on MFS Research Bond Fd CL I Dividend from 10/1/13 to 10/31/13	\$0 00	\$123 56	\$0 00
11/1/13	Cash Receipt of Dividend Earned on T Rowe Price Short Term Bond Fund-Ad Dividend from 10/1/13 to 10/31/13	\$0 00	\$30 38	\$0 00
11/26/13	Cash Receipt of Dividend Earned on Baird Short Term Bond Fd Instl CL \$0 013002/Unit on 1,287 332 Units Due 11/26/13	\$0 00	\$16.74	\$0 00

Transaction Detail Section (continued)**Statement of Value and Activity**

January 1 2013 - December 31 2013

<i>Date</i>	<i>Transaction Description</i>	<i>Principal Cash</i>	<i>Income Cash</i>	<i>Tax Cost</i>
12/2/13	Cash Receipt of Dividend Earned on Dreyfus Bd Mkt Index-Basic CL #710 Dividend from 11/1/13 to 11/30/13	\$0 00	\$89.62	\$0 00
12/2/13	Cash Receipt of Dividend Earned on Janus Inv't Fd Dividend from 11/1/13 to 11/30/13	\$0 00	\$104.43	\$0 00
12/2/13	Cash Receipt of Dividend Earned on JPMorgan Core Bond Fund \$0 026/Unit on 2,113 271 Units Due 12/2/13	\$0 00	\$54 95	\$0 00
12/2/13	Cash Receipt of Dividend Earned on JPMorgan High Yield Bond Fund \$0.04/Unit on 2,023 726 Units Due 12/2/13	\$0 00	\$80 95	\$0 00
12/2/13	Cash Receipt of Dividend Earned on MFS Research Bond Fd CL I Dividend from 11/1/13 to 11/30/13	\$0 00	\$130.05	\$0 00
12/2/13	Cash Receipt of Dividend Earned on T Rowe Price Short Term Bond Fund-Ad Dividend from 11/1/13 to 11/30/13	\$0 00	\$30 92	\$0 00
12/6/13	Cash Receipt of Dividend Earned on Goldman Sachs Mid Cap Equity CL I \$0 4146/Unit on 239 234 Units Due 12/6/13	\$0 00	\$99 19	\$0 00
12/10/13	Cash Receipt of Dividend Earned on Oppenheimer Developing Mkt CL I \$0.21293/Unit on 220.783 Units Due 12/9/13	\$0 00	\$47.01	\$0 00
12/11/13	Cash Receipt of Dividend Earned on MFS Value Fd CL I \$0.16778/Unit on 1,617 23 Units Due 12/10/13	\$0 00	\$271 34	\$0 00
12/13/13	Cash Receipt of Dividend Earned on MFS Intl Value Fund CL I \$0 61461/Unit on 887.971 Units Due 12/12/13	\$0.00	\$545.76	\$0 00

Transaction Detail Section (continued)**Statement of Value and Activity**

January 1, 2013 - December 31 2013

<i>Date</i>	<i>Transaction Description</i>	<i>Principal Cash</i>	<i>Income Cash</i>	<i>Tax Cost</i>
12/13/13	Cash Receipt of Dividend Earned on T Rowe Price Equity Inc ADV Fd \$0.12/Unit on 1,148 875 Units Due 12/13/13	\$0 00	\$137.87	\$0 00
12/16/13	Cash Receipt of Dividend Earned on BlackRock Equity Divid Instl CL \$0.114972/Unit on 1,277 156 Units Due 12/16/13	\$0 00	\$146 84	\$0 00
12/16/13	Cash Receipt of Dividend Earned on Capital Wrlld Grth & Inc Fd CL F2 \$0.2756/Unit on 731,146 Units Due 12/16/13	\$0 00	\$201 50	\$0 00
12/18/13	Cash Receipt of Dividend Earned on Harbor Cap Appreciation Instit CL \$0 0451/Unit on 238 72 Units Due 12/17/13	\$0 00	\$10 77	\$0 00
12/19/13	Cash Receipt of Dividend Earned on Lord Abbett S/C Value Ser-F \$0 0166/Unit on 430 048 Units Due 12/18/13	\$0 00	\$7.14	\$0 00
12/20/13	Cash Receipt of Dividend Earned on American Cap World Bond F2 \$0 1858/Unit on 1,408 917 Units Due 12/20/13	\$0.00	\$261 78	\$0 00
12/20/13	Cash Receipt of Dividend Earned on Dodge & Cox Income Fd \$0 115/Unit on 1,638 124 Units Due 12/20/13	\$0 00	\$188 38	\$0 00
12/23/13	Cash Receipt of Dividend Earned on American Mutual Fund Inc CL F \$0.1738/Unit on 1,137 974 Units Due 12/23/13	\$0 00	\$197.78	\$0 00
12/27/13	Cash Receipt of Dividend Earned on Baird Short Term Bond Fd Instl CL \$0 019444/Unit on 1,287 332 Units Due 12/27/13	\$0.00	\$25 03	\$0 00
12/27/13	Cash Receipt of Dividend Earned on American Europacific Growth Fd CL F2 \$0 5745/Unit on 365 943 Units Due 12/27/13	\$0.00	\$210.23	\$0 00

Transaction Detail Section (continued)**Statement of Value and Activity**

January 1 2013 - December 31 2013

Date	Transaction Description	Principal Cash	Income Cash	Tax Cost
12/30/13	Cash Receipt of Dividend Earned on MFS Intl Value Fund CL I \$0.04689/Unit on 890.468 Units Due 12/27/13	\$0 00	\$41.75	\$0 00
		\$0 00	\$12,166 79	
	Other Receipts			
1/10/13	Cash Receipt 12B-1 Fee Offset American Amcap Fund CL F for 09/12 Thru 11/12	\$23 86	\$0.00	\$0 00
1/10/13	Cash Receipt 12B-1 Fee Offset American Mutual Fund Inc CL F for 09/12 Thru 11/12	\$9 79	\$0 00	\$0 00
1/10/13	Cash Receipt 12B-1 Fee Offset T Rowe Price Equity Inc ADV Fd for The Month of 11/12	\$6 06	\$0 00	\$0 00
2/11/13	Cash Receipt 12B-1 Fee Offset T Rowe Price Equity Inc ADV Fd for The Month of 12/12	\$6 39	\$0 00	\$0 00
3/8/13	Cash Receipt 12B-1 Fee Offset Franklin US Govt Secs Fd CL A for 11/12 Thru 01/13	\$1 92	\$0 00	\$0 00
3/8/13	Cash Receipt 12B-1 Fee Offset T Rowe Price Equity Inc ADV Fd for The Month of 01/13	\$6 68	\$0 00	\$0 00

Transaction Detail Section (continued)**Statement of Value and Activity**

January 1 2013 - December 31 2013

Date	Transaction Description	Principal Cash	Income Cash	Tax Cost
4/8/13	Cash Receipt 12B-1 Fee Offset American Amcap Fund CL F for 12/12 Thru 02/13	\$24.88	\$0.00	\$0 00
4/8/13	Cash Receipt 12B-1 Fee Offset American Mutual Fund Inc CL F for 12/12 Thru 02/13	\$20.36	\$0 00	\$0 00
4/8/13	Cash Receipt 12B-1 Fee Offset T Rowe Price Equity Inc ADV Fd for The Month of 02/13	\$6.20	\$0 00	\$0 00
5/10/13	Cash Receipt 12B-1 Fee Offset T Rowe Price Equity Inc ADV Fd for The Month of 03/13	\$7.07	\$0 00	\$0 00
6/10/13	Cash Receipt 12B-1 Fee Offset Franklin US Govt Secs Fd CL A for 02/13 Thru 04/13	\$1.72	\$0 00	\$0 00
6/10/13	Cash Receipt 12B-1 Fee Offset T Rowe Price Equity Inc ADV Fd for The Month of 04/13	\$6.88	\$0 00	\$0 00
7/8/13	Cash Receipt 12B-1 Fee Offset American Amcap Fund CL F for 03/13 Thru 05/13	\$27.58	\$0 00	\$0 00
7/8/13	Cash Receipt 12B-1 Fee Offset American Mutual Fund Inc CL F for 03/13 Thru 05/13	\$22.55	\$0 00	\$0 00

Transaction Detail Section (continued)**Statement of Value and Activity**

January 1 2013 - December 31 2013

Date	Transaction Description	Principal Cash	Income Cash	Tax Cost
7/8/13	Cash Receipt 12B-1 Fee Offset T Rowe Price Equity Inc ADV Fd for The Month of 05/13	\$7.42	\$0 00	\$0 00
8/9/13	Cash Receipt 12B-1 Fee Offset T Rowe Price Equity Inc ADV Fd for The Month of 06/13	\$7.11	\$0 00	\$0 00
9/10/13	Cash Receipt 12B-1 Fee Offset T Rowe Price Equity Inc ADV Fd for The Month of 07/13	\$7 55	\$0 00	\$0 00
10/8/13	Cash Receipt 12B-1 Fee Offset American Amcap Fund CL F for 06/13 Thru 08/13	\$28 42	\$0 00	\$0 00
10/8/13	Cash Receipt 12B-1 Fee Offset American Mutual Fund Inc CL F for 06/13 Thru 08/13	\$23.13	\$0 00	\$0 00
10/8/13	Cash Receipt 12B-1 Fee Offset T Rowe Price Equity Inc ADV Fd for The Month of 08/13	\$7 57	\$0 00	\$0 00
10/8/13	Cash Receipt 12B-1 Fee Offset T Rowe Price Short Term Bond Fund-Ad for The Month of 08/13	\$3 85	\$0 00	\$0 00
11/12/13	Cash Receipt 12B-1 Fee Offset T Rowe Price Equity Inc ADV Fd for The Month of 09/13	\$7 36	\$0 00	\$0 00

Transaction Detail Section (continued)**Statement of Value and Activity**

January 1 2013 - December 31 2013

Date	Transaction Description	Principal Cash	Income Cash	Tax Cost
11/12/13	Cash Receipt 12B-1 Fee Offset T Rowe Price Short Term Bond Fund-Ad for The Month of 09/13	\$6.07	\$0 00	\$0 00
12/5/13	Cash Receipt 12B-1 Fee Offset T Rowe Price Equity Inc ADV Fd for The Month of 10/13	\$7.75	\$0 00	\$0 00
12/5/13	Cash Receipt 12B-1 Fee Offset T Rowe Price Short Term Bond Fund-Ad for The Month of 10/13	\$6 29	\$0 00	\$0 00
		<hr/>	<hr/>	
		\$284 46	\$0 00	
	Other Income			
9/27/13	Cash Receipt of Dividend Earned on T Rowe Price Equity Inc ADV Fd \$0.12/Unit on 1,148 875 Units Due 9/27/13	\$0.00	\$137 87	\$0 00
		<hr/>	<hr/>	
		\$0 00	\$137.87	
Total Receipts		\$14,307.93	\$13,379.76	
	Distributions			
1/7/13	Cash Disbursement Paid to Bethlehem Lutheran Church Income Distribution RE Monthly Income Distribution	\$0 00	-\$3,151.97	\$0 00

Transaction Detail Section (continued)**Statement of Value and Activity**

January 1 2013 - December 31 2013

Date	Transaction Description	Principal Cash	Income Cash	Tax Cost
2/6/13	Cash Disbursement Paid to Bethlehem Lutheran Church Income Distribution RE Monthly Income Distribution	\$0 00	-\$678 86	\$0 00
3/6/13	Cash Disbursement Paid to Bethlehem Lutheran Church Income Distribution RE Monthly Income Distribution	\$0 00	-\$129.46	\$0 00
4/8/13	Cash Disbursement Paid to Bethlehem Lutheran Church Income Distribution RE Monthly Income Distribution	\$0 00	-\$1,156 04	\$0 00
5/6/13	Cash Disbursement Paid to Bethlehem Lutheran Church Income Distribution RE Monthly Income Distribution	\$0 00	-\$177 94	\$0 00
6/6/13	Cash Disbursement Paid to Bethlehem Lutheran Church Income Distribution RE Monthly Income Distribution	\$0 00	-\$93 44	\$0 00
7/8/13	Cash Disbursement Paid to Bethlehem Lutheran Church Income Distribution RE Monthly Income Distribution	\$0 00	-\$1,491 10	\$0 00
8/6/13	Cash Disbursement Paid to Bethlehem Lutheran Church Income Distribution RE Monthly Income Distribution	\$0 00	-\$494 72	\$0 00
9/6/13	Cash Disbursement Paid to Bethlehem Lutheran Church Income Distribution RE Monthly Income Distribution	\$0 00	-\$93 52	\$0 00

Transaction Detail Section (continued)**Statement of Value and Activity**

January 1, 2013 - December 31, 2013

Date	Transaction Description	Principal Cash	Income Cash	Tax Cost
10/7/13	Cash Disbursement Paid to Bethlehem Lutheran Church Income Distribution RE Monthly Income Distribution	\$0 00	-\$904.37	\$0 00
11/6/13	Cash Disbursement Paid to Bethlehem Lutheran Church Income Distribution RE Monthly Income Distribution	\$0 00	-\$420.32	\$0 00
12/6/13	Cash Disbursement Paid to Bethlehem Lutheran Church Income Distribution RE Monthly Income Distribution	\$0 00	-\$85 37	\$0 00
		<hr/>	<hr/>	
		\$0 00	-\$8,877 11	
	Fees			
1/15/13	2009 Published Fee Collected Based on A Market Value of \$572,915 79	-\$397 44	\$0 00	\$0 00
1/15/13	2009 Published Fee Collected Based on A Market Value of \$572,915 79	\$0 00	-\$397 44	\$0 00
2/15/13	2009 Published Fee Collected Based on A Market Value of \$583,653 15	-\$402 59	\$0 00	\$0 00
2/15/13	2009 Published Fee Collected Based on A Market Value of \$583,653 15	\$0.00	-\$402.58	\$0 00
3/15/13	2009 Published Fee Collected Based on A Market Value of \$585,256 20	-\$403.35	\$0 00	\$0 00
3/15/13	2009 Published Fee Collected Based on A Market Value of \$585,256 20	\$0.00	-\$403 35	\$0 00
4/15/13	2009 Published Fee Collected Based on A Market Value of \$594,879 62	-\$407.97	\$0 00	\$0 00
4/15/13	2009 Published Fee Collected Based on A Market Value of \$594,879 62	\$0 00	-\$407.96	\$0 00

Transaction Detail Section (continued)**Statement of Value and Activity**

January 1 2013 - December 31 2013

Date	Transaction Description	Principal Cash	Income Cash	Tax Cost
5/15/13	2009 Published Fee Collected Based on A Market Value of \$603,602 57	-\$412.15	\$0 00	\$0 00
5/15/13	2009 Published Fee Collected Based on A Market Value of \$603,602 57	\$0.00	-\$412 14	\$0 00
6/14/13	2009 Published Fee Collected Based on A Market Value of \$601,764 06	-\$411.26	\$0 00	\$0 00
6/14/13	2009 Published Fee Collected Based on A Market Value of \$601,764 06	\$0 00	-\$411 26	\$0 00
7/15/13	2009 Published Fee Collected Based on A Market Value of \$592,421 90	-\$406.79	\$0.00	\$0 00
7/15/13	2009 Published Fee Collected Based on A Market Value of \$592,421 90	\$0 00	-\$406 78	\$0 00
8/15/13	2009 Published Fee Collected Based on A Market Value of \$607,352 96	-\$413.94	\$0.00	\$0 00
8/15/13	2009 Published Fee Collected Based on A Market Value of \$607,352 96	\$0 00	-\$413 94	\$0 00
9/13/13	2009 Published Fee Collected Based on A Market Value of \$596,549 11	-\$408 77	\$0.00	\$0 00
9/13/13	2009 Published Fee Collected Based on A Market Value of \$596,549 11	\$0 00	-\$408.76	\$0 00
10/15/13	2009 Published Fee Collected Based on A Market Value of \$611,606 27	-\$415.98	\$0.00	\$0 00
10/15/13	2009 Published Fee Collected Based on A Market Value of \$611,606 27	\$0 00	-\$415.98	\$0 00
11/15/13	2009 Published Fee Collected Based on A Market Value of \$624,778 35	-\$422.29	\$0 00	\$0 00
11/15/13	2009 Published Fee Collected Based on A Market Value of \$624,778 35	\$0 00	-\$422 29	\$0 00
12/13/13	2009 Published Fee Collected Based on A Market Value of \$631,486 52	-\$425 51	\$0 00	\$0 00

Transaction Detail Section (continued)**Statement of Value and Activity**

January 1, 2013 - December 31, 2013

Date	Transaction Description	Principal Cash	Income Cash	Tax Cost
12/13/13	2009 Published Fee Collected Based on A Market Value of \$631,486 52	\$0 00	-\$425 50	\$0 00
		-\$4,928 04	-\$4,927 98	
	Administrative Expenses			
7/30/13	Cash Disbursement Paid to # 999999188 Prof Services-Trust Tax Prep	-\$250 00	\$0 00	\$0 00
7/30/13	2012 Tax Return Preparation Fee Cash Disbursement Paid to # 999999188 Prof Services-Trust Tax Prep 2012 Tax Return Preparation Fee	\$0 00	-\$250 00	\$0 00
		-\$250 00	-\$250 00	
Total Disbursements		-\$5,178.04	-\$14,055.09	
	Security Purchases			
	Combined Purchases for the Period 1/1/13 - 12/31/13 of Federated Govt Obli Fund-Inst SHS	-\$17,829.92	\$0 00	\$17,829 92
3/28/13	Purchased 0 259 Units MFS Value Fd CL I @ \$28 26 through Reinvestment of Cap Gain Dist 3/27/13	-\$7 33	\$0 00	\$7 33
4/26/13	Purchased 3,867 152 Units of Dreyfus Bd Mkt Index-Basic CL #710 Trade Date 4/25/13 Theor Settlement Date 4/26/13 Taxable to Federal and State 3,867 152 Units at \$10 99	-\$42,500 00	\$0 00	\$42,500 00

Transaction Detail Section (continued)**Statement of Value and Activity**

January 1, 2013 - December 31 2013

<i>Date</i>	<i>Transaction Description</i>	<i>Principal Cash</i>	<i>Income Cash</i>	<i>Tax Cost</i>
4/26/13	Purchased 1,033 058 Units of T Rowe Price Short Term Bond Fund Trade Date 4/25/13 Theor Settlement Date 4/26/13 Taxable to Federal and State 1,033 058 Units at \$4 84	-\$5,000 00	\$0.00	\$5,000 00
4/26/13	Purchased 100 806 Units of Invesco Sm Cap Equity Fund-Y Trade Date 4/25/13 Theor Settlement Date 4/26/13 Taxable to Federal and State 100,806 Units at \$14.88	-\$1,500 00	\$0 00	\$1,500 00
6/14/13	Purchased 3,301 888 Units of Janus Invst Fd Trade Date 6/13/13 Theor Settlement Date 6/14/13 Taxable to Federal and State 3,301 888 Units at \$10 60	-\$35,000 00	\$0 00	\$35,000 00
6/14/13	Purchased 2,113 271 Units of JPMorgan Core Bond Fund Trade Date 6/13/13 Theor Settlement Date 6/14/13 Taxable to Federal and State 2,113 271 Units at \$11 83	-\$25,000.00	\$0.00	\$25,000 00
6/14/13	Purchased 1,039 501 Units of T Rowe Price Short Term Bond Fund Trade Date 6/13/13 Theor Settlement Date 6/14/13 Taxable to Federal and State 1,039 501 Units at \$4 81	-\$5,000 00	\$0 00	\$5,000 00

Transaction Detail Section (continued)**Statement of Value and Activity**

January 1, 2013 - December 31 2013

<i>Date</i>	<i>Transaction Description</i>	<i>Principal Cash</i>	<i>Income Cash</i>	<i>Tax Cost</i>
6/17/13	Purchased 34.419 Units American Amcap Fund CL F @ \$24.27 through Reinvestment of Cap Gain Dist 6/17/13	-\$835.34	\$0.00	\$835.34
8/9/13	Purchased 1,287.332 Units of Baird Short Term Bond Fd Instl CL Trade Date 8/8/13 Theor. Settlement Date 8/9/13 Taxable to Federal and State 1,287.332 Units at \$9.71	-\$12,500.00	\$0.00	\$12,500.00
8/9/13	Purchased 333.016 Units of Janus Invst Fd Trade Date 8/8/13 Theor. Settlement Date 8/9/13 Taxable to Federal and State 333.016 Units at \$10.51	-\$3,500.00	\$0.00	\$3,500.00
12/2/13	Purchased 1.895 Units MFS Research Bond Fd CL I @ \$10.74 through Reinvestment of Cap Gain Dist 12/2/13	-\$20.35	\$0.00	\$20.35
12/6/13	Purchased 39.759 Units Goldman Sachs Mid Cap Equity CL I @ \$42.77 through Reinvestment of Cap Gain Dist 12/6/13	-\$1,700.48	\$0.00	\$1,700.48
12/10/13	Purchased 1.067 Units Oppenheimer Developing Mkt CL I @ \$37.07 through Reinvestment of Cap Gain Dist 12/9/13	-\$39.57	\$0.00	\$39.57
12/11/13	Purchased 29.051 Units MFS Value Fd CL I @ \$32.34 through Reinvestment of Cap Gain Dist 12/10/13	-\$939.51	\$0.00	\$939.51
12/13/13	Purchased 11.48 Units JPMorgan Core Bond Fund @ \$11.53 through Reinvestment of Cap Gain Dist 12/13/13	-\$132.37	\$0.00	\$132.37

Transaction Detail Section (continued)**Statement of Value and Activity**

January 1, 2013 - December 31 2013

<i>Date</i>	<i>Transaction Description</i>	<i>Principal Cash</i>	<i>Income Cash</i>	<i>Tax Cost</i>
12/13/13	Purchased 53 518 Units JPMorgan High Yield Bond Fund @ \$8 00 through Reinvestment of Cap Gain Dist 12/13/13	-\$428.14	\$0 00	\$428 14
12/13/13	Purchased 2 497 Units MFS Intl Value Fund CL I @ \$34 08 through Reinvestment of Cap Gain Dist 12/12/13	-\$85 09	\$0 00	\$85 09
12/13/13	Purchased 30 942 Units T Rowe Price Equity Inc ADV Fd @ \$31.56 through Reinvestment of Cap Gain Dist 12/13/13	-\$976 54	\$0.00	\$976 54
12/16/13	Purchased 6 403 Units Invesco Sm Cap Equity Fund-Y @ \$16 49 through Reinvestment of Cap Gain Dist 12/13/13	-\$105.59	\$0 00	\$105 59
12/16/13	Purchased 1 191 Units BlackRock Equity Divid Instl CL @ \$23 30 through Reinvestment of Cap Gain Dist 12/16/13	-\$27 74	\$0 00	\$27 74
12/18/13	Purchased 7 564 Units Harbor Cap Appreciation Instit CL @ \$54 57 through Reinvestment of Cap Gain Dist 12/17/13	-\$412.76	\$0 00	\$412.76
12/19/13	Purchased 123 542 Units Lord Abbett S/C Value Ser-F @ \$32.76 through Reinvestment of Cap Gain Dist 12/18/13	-\$4,047.22	\$0 00	\$4,047 22
12/23/13	Purchased 107 682 Units American Amcap Fund CL F @ \$26 79 through Reinvestment of Cap Gain Dist 12/23/13	-\$2,884 80	\$0 00	\$2,884 80
12/23/13	Purchased 23 626 Units American Mutual Fund Inc CL F @ \$34 15 through Reinvestment of Cap Gain Dist 12/23/13	-\$806 82	\$0 00	\$806 82
12/23/13	Purchased 53 067 Units Dreyfus Bd Mkt Index-Basic CL #710 @ \$10 37 through Reinvestment of Cap Gain Dist 12/20/13	-\$550.30	\$0 00	\$550 30

Transaction Detail Section (continued)**Statement of Value and Activity**

January 1, 2013 - December 31, 2013

<i>Date</i>	<i>Transaction Description</i>	<i>Principal Cash</i>	<i>Income Cash</i>	<i>Tax Cost</i>
12/27/13	Purchased 2.43 Units Baird Short Term Bond Fd Instl CL @ \$9.68 through Reinvestment of Cap Gain Dist 12/27/13	-\$23.52	\$0.00	\$23.52
Total Security Purchases		-\$161,853.39	\$0.00	
Security Sales				
	Combined Sales for the Period 1/1/13 - 12/31/13 of Federated Govt Obl Fund-Inst SHS	\$18,301.62	\$0.00	-\$18,301.62
4/26/13	Sold 173,611 Units of MFS Value Fd CL I Trade Date 4/25/13 Theor. Settlement Date 4/26/13 Taxable to Federal and State 173,611 Units at \$28.92	\$5,020.83	\$0.00	-\$2,281.25
4/26/13	Sold 4,545,455 Units of Franklin US Govt Fd Advisor CL Trade Date 4/25/13 Theor. Settlement Date 4/26/13 Taxable to Federal and State 4,545,455 Units at \$6.78	\$30,818.18	\$0.00	-\$30,000.00
4/26/13	Sold 747,384 Units of Franklin US Govt Secs Fd CL A Trade Date 4/25/13 Theor. Settlement Date 4/26/13 Taxable to Federal and State 747,384 Units at \$6.76	\$5,052.32	\$0.00	-\$5,000.00

Transaction Detail Section (continued)**Statement of Value and Activity**

January 1, 2013 - December 31 2013

<i>Date</i>	<i>Transaction Description</i>	<i>Principal Cash</i>	<i>Income Cash</i>	<i>Tax Cost</i>
4/26/13	Sold 785 949 Units of Loomis Sayles INV Grade Bd Fd CL Y Trade Date 4/25/13 Theor Settlement Date 4/26/13 Taxable to Federal and State 785 949 Units at \$12 80	\$10,060 15	\$0 00	-\$10,089 95
6/14/13	Sold 5,018 922 Units of Federated Total Return Instl CL Trade Date 6/13/13 Theor Settlement Date 6/14/13 Non-Taxable to Federal and State 5,018.922 Units at \$11.15	\$55,960 98	\$0 00	-\$51,284 11
6/14/13	Sold 923 361 Units of MFS Research Bond Fd CL I Trade Date 6/13/13 Theor Settlement Date 6/14/13 Taxable to Federal and State 923 361 Units at \$10 85	\$10,018 47	\$0 00	-\$9,298 24
8/9/13	Sold 149 835 Units of MFS Intl Value Fund CL I Trade Date 8/8/13 Theor Settlement Date 8/9/13 Taxable to Federal and State 149 835 Units at \$33 38	\$5,001 49	\$0 00	-\$4,042 55
8/9/13	Sold 156 433 Units of American Amcap Fund CL F Trade Date 8/8/13 Theor Settlement Date 8/9/13 Taxable to Federal and State 156 433 Units at \$25 68	\$4,017 20	\$0 00	-\$2,892 45

Transaction Detail Section (continued)**Statement of Value and Activity**

January 1 2013 - December 31 2013

Date	Transaction Description	Principal Cash	Income Cash	Tax Cost
8/9/13	Sold 41 675 Units of Goldman Sachs Mid Cap Equity CL I Trade Date 8/8/13 Theor Settlement Date 8/9/13 Taxable to Federal and State 41.675 Units at \$48 25	\$2,010.82	\$0.00	-\$877 26
8/9/13	Sold 64 Units of MFS Value Fd CL I Trade Date 8/8/13 Theor Settlement Date 8/9/13 Taxable to Federal and State 64 Units at \$31 29	\$2,002.56	\$0 00	-\$840 96
8/9/13	Sold 120 656 Units of Capital Wrld Grth & Inc Fd CL F2 Trade Date 8/8/13 Theor Settlement Date 8/9/13 Taxable to Federal and State 120 656 Units at \$41 65	\$5,025 32	\$0 00	-\$3,734 91
Total Security Sales		\$153,289.94	\$0.00	
Other				
8/15/13	Share Conversion Delivered 6,183 63 Units of T Rowe Price Short Term Bond Fund Effective Date 08/13/13	\$0.00	\$0.00	-\$30,000.00

Transaction Detail Section (continued)

Statement of Value and Activity

January 1, 2013 - December 31, 2013

<i>Date</i>	<i>Transaction Description</i>	<i>Principal Cash</i>	<i>Income Cash</i>	<i>Tax Cost</i>
8/15/13	Share Conversion Received 6,183.63 Units of T Rowe Price Short Term Bond Fund-Ad Effective Date 08/13/13 Distribution 08/15/13 1 Units for Each Unit Held of T Rowe Price Short Term Bond Fund	\$0.00	\$0.00	\$30,000.00
Total Other		\$0.00	\$0.00	
12/31/13	Ending Balance	-\$1,966.87	\$1,966.87	

Pending Trades Section

Statement of Value and Activity

January 1, 2013 - December 31, 2013

No pending trades.