









See a Social Security Number? Say Something!
Report Privacy Problems to <https://public.resource.org/privacy>
Or call the IRS Identity Theft Hotline at 1-800-908-4490





For calendar year 2013, or tax year beginning 01-01-2013 , and ending 12-31-2013

Name of foundation CLOUD L CRAY FOUNDATION 100250 CO THOMAS M CRAY		A Employer identification number 43-6077249	
Number and street (or P O box number if mail is not delivered to street address) 800 WEST 47TH STREET NO 711		B Telephone number (see instructions) (816) 860-1933	
City or town, state or province, country, and ZIP or foreign postal code KANSAS CITY, MO 641121249		C If exemption application is pending, check here <input type="checkbox"/>	
G Check all that apply <input type="checkbox"/> Initial return <input type="checkbox"/> Initial return of a former public charity <input type="checkbox"/> Final return <input type="checkbox"/> Amended return <input type="checkbox"/> Address change <input type="checkbox"/> Name change		D 1. Foreign organizations, check here <input type="checkbox"/> 2. Foreign organizations meeting the 85% test, check here and attach computation <input type="checkbox"/>	
H Check type of organization <input checked="" type="checkbox"/> Section 501(c)(3) exempt private foundation <input type="checkbox"/> Section 4947(a)(1) nonexempt charitable trust <input type="checkbox"/> Other taxable private foundation		E If private foundation status was terminated under section 507(b)(1)(A), check here <input type="checkbox"/>	
I Fair market value of all assets at end of year (from Part II, col. (c), line 16) \$ 8,695,376	J Accounting method <input checked="" type="checkbox"/> Cash <input type="checkbox"/> Accrual <input type="checkbox"/> Other (specify) _____ (Part I, column (d) must be on cash basis.)	F If the foundation is in a 60-month termination under section 507(b)(1)(B), check here <input type="checkbox"/>	

Part I Analysis of Revenue and Expenses (The total of amounts in columns (b), (c), and (d) may not necessarily equal the amounts in column (a) (see instructions))		(a) Revenue and expenses per books	(b) Net investment income	(c) Adjusted net income	(d) Disbursements for charitable purposes (cash basis only)
Revenue	1 Contributions, gifts, grants, etc , received (attach schedule)				
	2 Check <input checked="" type="checkbox"/> if the foundation is not required to attach Sch B				
	3 Interest on savings and temporary cash investments				
	4 Dividends and interest from securities.	143,125	143,125		
	5a Gross rents				
	b Net rental income or (loss) _____				
	6a Net gain or (loss) from sale of assets not on line 10	248,313			
	b Gross sales price for all assets on line 6a 1,253,676				
	7 Capital gain net income (from Part IV, line 2) . . .		248,313		
	8 Net short-term capital gain				
	9 Income modifications				
	10a Gross sales less returns and allowances				
Operating and Administrative Expenses	b Less Cost of goods sold				
	c Gross profit or (loss) (attach schedule)				
	11 Other income (attach schedule)	1,537	1,537		
	12 Total. Add lines 1 through 11	392,975	392,975		
	13 Compensation of officers, directors, trustees, etc	0	0		0
	14 Other employee salaries and wages				
	15 Pension plans, employee benefits				
	16a Legal fees (attach schedule)				
	b Accounting fees (attach schedule)	11,000	0		11,000
	c Other professional fees (attach schedule)	109,951	57,923		52,028
	17 Interest	18,633	18,633		0
	18 Taxes (attach schedule) (see instructions)	25,722	23,022		0
	19 Depreciation (attach schedule) and depletion . . .				
	20 Occupancy	23,739	0		23,739
	21 Travel, conferences, and meetings	115	0		115
	22 Printing and publications				
	23 Other expenses (attach schedule)	1,450	0		1,450
	24 Total operating and administrative expenses. Add lines 13 through 23	190,610	99,578		88,332
	25 Contributions, gifts, grants paid	448,820			432,070
	26 Total expenses and disbursements. Add lines 24 and 25	639,430	99,578		520,402
	27 Subtract line 26 from line 12				
	a Excess of revenue over expenses and disbursements	-246,455			
	b Net investment income (if negative, enter -0-)		293,397		
	c Adjusted net income (if negative, enter -0-)				

Part II Balance Sheets		Attached schedules and amounts in the description column should be for end-of-year amounts only (See instructions)	Beginning of year	End of year	
			(a) Book Value	(b) Book Value	(c) Fair Market Value
Assets	1	Cash—non-interest-bearing			
	2	Savings and temporary cash investments	156,344	133,742	133,742
	3	Accounts receivable ▶ _____ Less allowance for doubtful accounts ▶ _____			
	4	Pledges receivable ▶ _____ Less allowance for doubtful accounts ▶ _____			
	5	Grants receivable			
	6	Receivables due from officers, directors, trustees, and other disqualified persons (attach schedule) (see instructions)			
	7	Other notes and loans receivable (attach schedule) ▶ _____ Less allowance for doubtful accounts ▶ _____			
	8	Inventories for sale or use			
	9	Prepaid expenses and deferred charges			
	10a	Investments—U S and state government obligations (attach schedule)	327,657	 272,858	273,647
	b	Investments—corporate stock (attach schedule)	2,870,123	 2,659,808	3,999,248
	c	Investments—corporate bonds (attach schedule).	489,631	 479,541	478,514
	11	Investments—land, buildings, and equipment basis ▶ _____ 2,954,226 Less accumulated depreciation (attach schedule) ▶ _____			
			2,954,226	2,954,226	2,954,226
	12	Investments—mortgage loans			
	13	Investments—other (attach schedule)			
14	Land, buildings, and equipment basis ▶ _____ Less accumulated depreciation (attach schedule) ▶ _____				
15	Other assets (describe ▶ _____)	 701,334	 855,999	 855,999	
16	Total assets (to be completed by all filers—see the instructions Also, see page 1, item I)	7,499,315	7,356,174	8,695,376	
Liabilities	17	Accounts payable and accrued expenses			
	18	Grants payable			
	19	Deferred revenue			
	20	Loans from officers, directors, trustees, and other disqualified persons			
	21	Mortgages and other notes payable (attach schedule)	500,000	500,000	
	22	Other liabilities (describe ▶ _____)			
	23	Total liabilities (add lines 17 through 22)	500,000	500,000	
Net Assets or Fund Balances	Foundations that follow SFAS 117, check here ▶ <input type="checkbox"/> and complete lines 24 through 26 and lines 30 and 31.				
	24	Unrestricted			
	25	Temporarily restricted			
	26	Permanently restricted			
	Foundations that do not follow SFAS 117, check here ▶ <input checked="" type="checkbox"/> and complete lines 27 through 31.				
	27	Capital stock, trust principal, or current funds	6,999,315	6,856,174	
	28	Paid-in or capital surplus, or land, bldg , and equipment fund	0	0	
	29	Retained earnings, accumulated income, endowment, or other funds	0	0	
	30	Total net assets or fund balances (see page 17 of the instructions)	6,999,315	6,856,174	
	31	Total liabilities and net assets/fund balances (see page 17 of the instructions)	7,499,315	7,356,174	

Part III Analysis of Changes in Net Assets or Fund Balances			
1	Total net assets or fund balances at beginning of year—Part II, column (a), line 30 (must agree with end-of-year figure reported on prior year’s return)	1	6,999,315
2	Enter amount from Part I, line 27a	2	-246,455
3	Other increases not included in line 2 (itemize) ▶ _____ 	3	159,843
4	Add lines 1, 2, and 3	4	6,912,703
5	Decreases not included in line 2 (itemize) ▶ _____ 	5	56,529
6	Total net assets or fund balances at end of year (line 4 minus line 5)—Part II, column (b), line 30	6	6,856,174

Part IV Capital Gains and Losses for Tax on Investment Income

(a) List and describe the kind(s) of property sold (e g , real estate, 2-story brick warehouse, or common stock, 200 shs MLC Co)		(b) How acquired P—Purchase D—Donation	(c) Date acquired (mo , day, yr)	(d) Date sold (mo , day, yr)
1a	See Additional Data Table			
b				
c				
d				
e				

(e) Gross sales price	(f) Depreciation allowed (or allowable)	(g) Cost or other basis plus expense of sale	(h) Gain or (loss) (e) plus (f) minus (g)
a	See Additional Data Table		
b			
c			
d			
e			

Complete only for assets showing gain in column (h) and owned by the foundation on 12/31/69			(l) Gains (Col (h) gain minus col (k), but not less than -0-) or Losses (from col (h))
(i) F M V as of 12/31/69	(j) Adjusted basis as of 12/31/69	(k) Excess of col (i) over col (j), if any	
a	See Additional Data Table		
b			
c			
d			
e			

2	Capital gain net income or (net capital loss)	{ If gain, also enter in Part I, line 7 If (loss), enter -0- in Part I, line 7 }	2	248,313
3	Net short-term capital gain or (loss) as defined in sections 1222(5) and (6) If gain, also enter in Part I, line 8, column (c) (see instructions) If (loss), enter -0- in Part I, line 8		3	

Part V Qualification Under Section 4940(e) for Reduced Tax on Net Investment Income

(For optional use by domestic private foundations subject to the section 4940(a) tax on net investment income)

If section 4940(d)(2) applies, leave this part blank

Was the foundation liable for the section 4942 tax on the distributable amount of any year in the base period? ☐ Yes ☒ No

If "Yes," the foundation does not qualify under section 4940(e) Do not complete this part

1 Enter the appropriate amount in each column for each year, see page 18 of the instructions before making any entries

(a) Base period years Calendar year (or tax year beginning in)	(b) Adjusted qualifying distributions	(c) Net value of noncharitable-use assets	(d) Distribution ratio (col (b) divided by col (c))
2012	491,727	8,171,440	0 060176
2011	530,621	8,609,991	0 061629
2010	392,599	8,583,322	0 045740
2009	469,357	10,015,514	0 046863
2008	627,597	9,852,682	0 063698

2	Total of line 1, column (d).	2	0 278106
3	Average distribution ratio for the 5-year base period—divide the total on line 2 by 5, or by the number of years the foundation has been in existence if less than 5 years	3	0 055621
4	Enter the net value of noncharitable-use assets for 2013 from Part X, line 5.	4	8,454,295
5	Multiply line 4 by line 3.	5	470,236
6	Enter 1% of net investment income (1% of Part I, line 27b).	6	2,934
7	Add lines 5 and 6.	7	473,170
8	Enter qualifying distributions from Part XII, line 4. If line 8 is equal to or greater than line 7, check the box in Part VI, line 1b, and complete that part using a 1% tax rate See the Part VI instructions	8	520,402

Part VI Excise Tax Based on Investment Income (Section 4940(a), 4940(b), 4940(e), or 4948—see page 18 of the instructions)			
1a Exempt operating foundations described in section 4940(d)(2), check here <input type="checkbox"/> and enter "N/A" on line 1		1	2,934
Date of ruling or determination letter _____ (attach copy of letter if necessary—see instructions)			
b Domestic foundations that meet the section 4940(e) requirements in Part V, check here <input checked="" type="checkbox"/> and enter 1% of Part I, line 27b			
c All other domestic foundations enter 2% of line 27b Exempt foreign organizations enter 4% of Part I, line 12, col (b)			
2 Tax under section 511 (domestic section 4947(a)(1) trusts and taxable foundations only Others enter -0-)		2	0
3 Add lines 1 and 2.		3	2,934
4 Subtitle A (income) tax (domestic section 4947(a)(1) trusts and taxable foundations only Others enter -0-)		4	0
5 Tax based on investment income. Subtract line 4 from line 3 If zero or less, enter -0-		5	2,934
6 Credits/Payments			
a 2013 estimated tax payments and 2012 overpayment credited to 2013	6a	2,200	
b Exempt foreign organizations—tax withheld at source	6b		
c Tax paid with application for extension of time to file (Form 8868)	6c	1,700	
d Backup withholding erroneously withheld	6d		
7 Total credits and payments Add lines 6a through 6d.		7	3,900
8 Enter any penalty for underpayment of estimated tax Check here <input type="checkbox"/> if Form 2220 is attached		8	17
9 Tax due. If the total of lines 5 and 8 is more than line 7, enter amount owed		9	
10 Overpayment. If line 7 is more than the total of lines 5 and 8, enter the amount overpaid.		10	949
11 Enter the amount of line 10 to be Credited to 2014 estimated tax 949 Refunded		11	0

Part VII-A Statements Regarding Activities			
1a During the tax year, did the foundation attempt to influence any national, state, or local legislation or did it participate or intervene in any political campaign?		1a	No
b Did it spend more than \$100 during the year (either directly or indirectly) for political purposes (see page 19 of the instructions for definition)?		1b	No
If the answer is "Yes" to 1a or 1b, attach a detailed description of the activities and copies of any materials published or distributed by the foundation in connection with the activities.			
c Did the foundation file Form 1120-POL for this year?.		1c	No
d Enter the amount (if any) of tax on political expenditures (section 4955) imposed during the year (1) On the foundation \$ 0 (2) On foundation managers \$ 0			
e Enter the reimbursement (if any) paid by the foundation during the year for political expenditure tax imposed on foundation managers \$ 0			
2 Has the foundation engaged in any activities that have not previously been reported to the IRS?		2	No
If "Yes," attach a detailed description of the activities.			
3 Has the foundation made any changes, not previously reported to the IRS, in its governing instrument, articles of incorporation, or bylaws, or other similar instruments? If "Yes," attach a conformed copy of the changes		3	No
4a Did the foundation have unrelated business gross income of \$1,000 or more during the year?.		4a	No
b If "Yes," has it filed a tax return on Form 990-T for this year?.		4b	
5 Was there a liquidation, termination, dissolution, or substantial contraction during the year?		5	No
If "Yes," attach the statement required by General Instruction T.			
6 Are the requirements of section 508(e) (relating to sections 4941 through 4945) satisfied either			
• By language in the governing instrument, or			
• By state legislation that effectively amends the governing instrument so that no mandatory directions that conflict with the state law remain in the governing instrument?		6	Yes
7 Did the foundation have at least \$5,000 in assets at any time during the year? If "Yes," complete Part II, col. (c), and Part XV.		7	Yes
8a Enter the states to which the foundation reports or with which it is registered (see instructions)			
MO			
b If the answer is "Yes" to line 7, has the foundation furnished a copy of Form 990-PF to the Attorney General (or designate) of each state as required by General Instruction G? If "No," attach explanation .		8b	Yes
9 Is the foundation claiming status as a private operating foundation within the meaning of section 4942(j)(3) or 4942(j)(5) for calendar year 2013 or the taxable year beginning in 2013 (see instructions for Part XIV)?			
If "Yes," complete Part XIV		9	No
10 Did any persons become substantial contributors during the tax year? If "Yes," attach a schedule listing their names and addresses.		10	No

Part VII-A

Statements Regarding Activities *(continued)*

11	At any time during the year, did the foundation, directly or indirectly, own a controlled entity within the meaning of section 512(b)(13)? If "Yes," attach schedule (see instructions).	11		No
12	Did the foundation make a distribution to a donor advised fund over which the foundation or a disqualified person had advisory privileges? If "Yes," attach statement (see instructions)	12		No
13	Did the foundation comply with the public inspection requirements for its annual returns and exemption application?	13	Yes	
Website address ▶N/A				
14	The books are in care of ▶THOMAS M CRAY Telephone no ▶(816) 860-1933			
Located at ▶800 W 47TH STREET SUITE 71 KANSAS CITY MO ZIP +4 ▶641121249				
15	Section 4947(a)(1) nonexempt charitable trusts filing Form 990-PF in lieu of Form 1041 —Check here ▶ <input type="checkbox"/>			
and enter the amount of tax-exempt interest received or accrued during the year ▶		15		
16	At any time during calendar year 2013, did the foundation have an interest in or a signature or other authority over a bank, securities, or other financial account in a foreign country?	16	Yes	No
See instructions for exceptions and filing requirements for Form TD F 90-22.1 If "Yes", enter the name of the foreign country ▶				

Part VII-B

Statements Regarding Activities for Which Form 4720 May Be Required

File Form 4720 if any item is checked in the "Yes" column, unless an exception applies.			Yes	No
1a	During the year did the foundation (either directly or indirectly)			
(1) Engage in the sale or exchange, or leasing of property with a disqualified person? <input type="checkbox"/> Yes <input checked="" type="checkbox"/> No				
(2) Borrow money from, lend money to, or otherwise extend credit to (or accept it from) a disqualified person?. <input type="checkbox"/> Yes <input checked="" type="checkbox"/> No				
(3) Furnish goods, services, or facilities to (or accept them from) a disqualified person? <input type="checkbox"/> Yes <input checked="" type="checkbox"/> No				
(4) Pay compensation to, or pay or reimburse the expenses of, a disqualified person? <input type="checkbox"/> Yes <input checked="" type="checkbox"/> No				
(5) Transfer any income or assets to a disqualified person (or make any of either available for the benefit or use of a disqualified person)?. <input type="checkbox"/> Yes <input checked="" type="checkbox"/> No				
(6) Agree to pay money or property to a government official? (Exception. Check "No" if the foundation agreed to make a grant to or to employ the official for a period after termination of government service, if terminating within 90 days). <input type="checkbox"/> Yes <input checked="" type="checkbox"/> No				
b	If any answer is "Yes" to 1a(1)–(6), did any of the acts fail to qualify under the exceptions described in Regulations section 53.4941(d)-3 or in a current notice regarding disaster assistance (see page 20 of the instructions)?. . . Organizations relying on a current notice regarding disaster assistance check here. ▶ <input type="checkbox"/>	1b		
c	Did the foundation engage in a prior year in any of the acts described in 1a, other than excepted acts, that were not corrected before the first day of the tax year beginning in 2013?.	1c		No
2	Taxes on failure to distribute income (section 4942) (does not apply for years the foundation was a private operating foundation defined in section 4942(j)(3) or 4942(j)(5))			
a	At the end of tax year 2013, did the foundation have any undistributed income (lines 6d and 6e, Part XIII) for tax year(s) beginning before 2013?. <input type="checkbox"/> Yes <input checked="" type="checkbox"/> No			
If "Yes," list the years ▶ 20____, 20____, 20____, 20____				
b	Are there any years listed in 2a for which the foundation is not applying the provisions of section 4942(a)(2) (relating to incorrect valuation of assets) to the year's undistributed income? (If applying section 4942(a)(2) to all years listed, answer "No" and attach statement—see instructions).	2b		
c	If the provisions of section 4942(a)(2) are being applied to any of the years listed in 2a, list the years here ▶ 20____, 20____, 20____, 20____			
3a	Did the foundation hold more than a 2% direct or indirect interest in any business enterprise at any time during the year?. <input type="checkbox"/> Yes <input checked="" type="checkbox"/> No			
b	If "Yes," did it have excess business holdings in 2013 as a result of (1) any purchase by the foundation or disqualified persons after May 26, 1969, (2) the lapse of the 5-year period (or longer period approved by the Commissioner under section 4943(c)(7)) to dispose of holdings acquired by gift or bequest, or (3) the lapse of the 10-, 15-, or 20-year first phase holding period? (<i>Use Schedule C, Form 4720, to determine if the foundation had excess business holdings in 2013.</i>).	3b		
4a	Did the foundation invest during the year any amount in a manner that would jeopardize its charitable purposes?	4a		No
b	Did the foundation make any investment in a prior year (but after December 31, 1969) that could jeopardize its charitable purpose that had not been removed from jeopardy before the first day of the tax year beginning in 2013?	4b		No

Part VII-B

Statements Regarding Activities for Which Form 4720 May Be Required (continued)

5a	During the year did the foundation pay or incur any amount to			
	(1) Carry on propaganda, or otherwise attempt to influence legislation (section 4945(e))?	<input type="checkbox"/> Yes	<input checked="" type="checkbox"/> No	
	(2) Influence the outcome of any specific public election (see section 4955), or to carry on, directly or indirectly, any voter registration drive?	<input type="checkbox"/> Yes	<input checked="" type="checkbox"/> No	
	(3) Provide a grant to an individual for travel, study, or other similar purposes?	<input type="checkbox"/> Yes	<input checked="" type="checkbox"/> No	
	(4) Provide a grant to an organization other than a charitable, etc , organization described in section 509(a)(1), (2), or (3), or section 4940(d)(2)? (see instructions).	<input type="checkbox"/> Yes	<input checked="" type="checkbox"/> No	
	(5) Provide for any purpose other than religious, charitable, scientific, literary, or educational purposes, or for the prevention of cruelty to children or animals?	<input type="checkbox"/> Yes	<input checked="" type="checkbox"/> No	
b	If any answer is "Yes" to 5a(1)–(5), did any of the transactions fail to qualify under the exceptions described in Regulations section 53.4945 or in a current notice regarding disaster assistance (see instructions)?	5b		
	Organizations relying on a current notice regarding disaster assistance check here.	<input type="checkbox"/>		
c	If the answer is "Yes" to question 5a(4), does the foundation claim exemption from the tax because it maintained expenditure responsibility for the grant?	<input type="checkbox"/> Yes	<input type="checkbox"/> No	
	If "Yes," attach the statement required by Regulations section 53.4945–5(d).			
6a	Did the foundation, during the year, receive any funds, directly or indirectly, to pay premiums on a personal benefit contract?	<input type="checkbox"/> Yes	<input checked="" type="checkbox"/> No	
b	Did the foundation, during the year, pay premiums, directly or indirectly, on a personal benefit contract?	6b		No
	If "Yes" to 6b, file Form 8870.			
7a	At any time during the tax year, was the foundation a party to a prohibited tax shelter transaction?	<input type="checkbox"/> Yes	<input checked="" type="checkbox"/> No	
b	If yes, did the foundation receive any proceeds or have any net income attributable to the transaction?	7b		

Part VIII

Information About Officers, Directors, Trustees, Foundation Managers, Highly Paid Employees, and Contractors

1 List all officers, directors, trustees, foundation managers and their compensation (see instructions).				
(a) Name and address	(b) Title, and average hours per week devoted to position	(c) Compensation (If not paid, enter -0-)	(d) Contributions to employee benefit plans and deferred compensation	(e) Expense account, other allowances
THOMAS M CRAY	TRUSTEE	0	0	0
800 WEST 47TH STREET SUITE 711	0 00			
KANSAS CITY,MO 64112				
2 Compensation of five highest-paid employees (other than those included on line 1—see instructions). If none, enter "NONE."				
(a) Name and address of each employee paid more than \$50,000	(b) Title, and average hours per week devoted to position	(c) Compensation	(d) Contributions to employee benefit plans and deferred compensation	(e) Expense account, other allowances
NONE				
Total number of other employees paid over \$50,000.				0

Part VIII

Information About Officers, Directors, Trustees, Foundation Managers, Highly Paid Employees, and Contractors (continued)

3 Five highest-paid independent contractors for professional services (see instructions). If none, enter "NONE".		
(a) Name and address of each person paid more than \$50,000	(b) Type of service	(c) Compensation
NONE		
Total number of others receiving over \$50,000 for professional services.		0

Part IX-A

Summary of Direct Charitable Activities

List the foundation's four largest direct charitable activities during the tax year. Include relevant statistical information such as the number of organizations and other beneficiaries served, conferences convened, research papers produced, etc.	Expenses
1	
2	
3	
4	

Part IX-B

Summary of Program-Related Investments (see instructions)

Describe the two largest program-related investments made by the foundation during the tax year on lines 1 and 2	Amount
1	
2	
All other program-related investments. See page 24 of the instructions.	
3	
Total. Add lines 1 through 3.	0

Part X

Minimum Investment Return (All domestic foundations must complete this part. Foreign foundations, see instructions.)

1	Fair market value of assets not used (or held for use) directly in carrying out charitable, etc , purposes		
a	Average monthly fair market value of securities.	1a	4,605,594
b	Average of monthly cash balances.	1b	167,401
c	Fair market value of all other assets (see instructions).	1c	3,810,046
d	Total (add lines 1a, b, and c).	1d	8,583,041
e	Reduction claimed for blockage or other factors reported on lines 1a and 1c (attach detailed explanation).	1e	0
2	Acquisition indebtedness applicable to line 1 assets.	2	0
3	Subtract line 2 from line 1d.	3	8,583,041
4	Cash deemed held for charitable activities Enter 1 1/2% of line 3 (for greater amount, see instructions).	4	128,746
5	Net value of noncharitable-use assets. Subtract line 4 from line 3 Enter here and on Part V, line 4	5	8,454,295
6	Minimum investment return. Enter 5% of line 5.	6	422,715

Part XI

Distributable Amount (see instructions) (Section 4942(j)(3) and (j)(5) private operating foundations and certain foreign organizations check here ☐ and do not complete this part.)

1	Minimum investment return from Part X, line 6.	1	422,715
2a	Tax on investment income for 2013 from Part VI, line 5.	2a	2,934
b	Income tax for 2013 (This does not include the tax from Part VI).	2b	
c	Add lines 2a and 2b.	2c	2,934
3	Distributable amount before adjustments Subtract line 2c from line 1.	3	419,781
4	Recoveries of amounts treated as qualifying distributions.	4	0
5	Add lines 3 and 4.	5	419,781
6	Deduction from distributable amount (see instructions).	6	0
7	Distributable amount as adjusted Subtract line 6 from line 5 Enter here and on Part XIII, line 1.	7	419,781

Part XII

Qualifying Distributions (see instructions)

1	Amounts paid (including administrative expenses) to accomplish charitable, etc , purposes		
a	Expenses, contributions, gifts, etc —total from Part I, column (d), line 26.	1a	520,402
b	Program-related investments—total from Part IX-B.	1b	0
2	Amounts paid to acquire assets used (or held for use) directly in carrying out charitable, etc , purposes.	2	
3	Amounts set aside for specific charitable projects that satisfy the		
a	Suitability test (prior IRS approval required).	3a	
b	Cash distribution test (attach the required schedule).	3b	
4	Qualifying distributions. Add lines 1a through 3b Enter here and on Part V, line 8, and Part XIII, line 4	4	520,402
5	Foundations that qualify under section 4940(e) for the reduced rate of tax on net investment income Enter 1% of Part I, line 27b (see instructions).	5	2,934
6	Adjusted qualifying distributions. Subtract line 5 from line 4.	6	517,468
Note: The amount on line 6 will be used in Part V, column (b), in subsequent years when calculating whether the foundation qualifies for the section 4940(e) reduction of tax in those years			

Part XIII

Undistributed Income (see instructions)

	(a) Corpus	(b) Years prior to 2012	(c) 2012	(d) 2013
1 Distributable amount for 2013 from Part XI, line 7				419,781
2 Undistributed income, if any, as of the end of 2013				
a Enter amount for 2012 only.			0	
b Total for prior years 20____, 20____, 20____		0		
3 Excess distributions carryover, if any, to 2013				
a From 2008.	138,437			
b From 2009.				
c From 2010.				
d From 2011.	103,755			
e From 2012.	88,739			
f Total of lines 3a through e.	330,931			
4 Qualifying distributions for 2013 from Part XII, line 4 ▶ \$ 520,402				
a Applied to 2012, but not more than line 2a			0	
b Applied to undistributed income of prior years (Election required—see instructions).		0		
c Treated as distributions out of corpus (Election required—see instructions).	0			
d Applied to 2013 distributable amount.				419,781
e Remaining amount distributed out of corpus	100,621			
5 Excess distributions carryover applied to 2013 (If an amount appears in column (d), the same amount must be shown in column (a).)	0			0
6 Enter the net total of each column as indicated below:				
a Corpus Add lines 3f, 4c, and 4e Subtract line 5	431,552			
b Prior years' undistributed income Subtract line 4b from line 2b.		0		
c Enter the amount of prior years' undistributed income for which a notice of deficiency has been issued, or on which the section 4942(a) tax has been previously assessed.		0		
d Subtract line 6c from line 6b Taxable amount—see instructions		0		
e Undistributed income for 2012 Subtract line 4a from line 2a Taxable amount—see instructions			0	
f Undistributed income for 2013 Subtract lines 4d and 5 from line 1 This amount must be distributed in 2014				0
7 Amounts treated as distributions out of corpus to satisfy requirements imposed by section 170(b)(1)(F) or 4942(g)(3) (see instructions).	0			
8 Excess distributions carryover from 2008 not applied on line 5 or line 7 (see instructions). . .	138,437			
9 Excess distributions carryover to 2014. Subtract lines 7 and 8 from line 6a	293,115			
10 Analysis of line 9				
a Excess from 2009. . . .				
b Excess from 2010. . . .				
c Excess from 2011. . . .	103,755			
d Excess from 2012. . . .	88,739			
e Excess from 2013. . . .	100,621			

Part XIVPrivate Operating Foundations (see instructions and Part VII-A, question 9)

1a

If the foundation has received a ruling or determination letter that it is a private operating foundation, and the ruling is effective for 2013, enter the date of the ruling.

b

Check box to indicate whether the organization is a private operating foundation described in section 4942(j)(3) or 4942(j)(5)

☐ 4942(j)(3) or ☐ 4942(j)(5)

2a	Enter the lesser of the adjusted net income from Part I or the minimum investment return from Part X for each year listed.	Tax year	Prior 3 years			(e) Total
		(a) 2013	(b) 2012	(c) 2011	(d) 2010	
b	85% of line 2a					
c	Qualifying distributions from Part XII, line 4 for each year listed.					
d	Amounts included in line 2c not used directly for active conduct of exempt activities.					
e	Qualifying distributions made directly for active conduct of exempt activities. Subtract line 2d from line 2c.					
3	Complete 3a, b, or c for the alternative test relied upon					
a	"Assets" alternative test—enter					
	(1) Value of all assets					
	(2) Value of assets qualifying under section 4942(j)(3)(B)(i)					
b	"Endowment" alternative test— enter 2/3 of minimum investment return shown in Part X, line 6 for each year listed.					
c	"Support" alternative test—enter					
	(1) Total support other than gross investment income (interest, dividends, rents, payments on securities loans (section 512(a)(5)), or royalties).					
	(2) Support from general public and 5 or more exempt organizations as provided in section 4942(j)(3)(B)(iii).					
	(3) Largest amount of support from an exempt organization					
	(4) Gross investment income					

Part XVSupplementary Information (Complete this part only if the organization had \$5,000 or more in assets at any time during the year—see instructions.)

1

Information Regarding Foundation Managers:

a

List any managers of the foundation who have contributed more than 2% of the total contributions received by the foundation before the close of any tax year (but only if they have contributed more than \$5,000) (See section 507(d)(2))

b

List any managers of the foundation who own 10% or more of the stock of a corporation (or an equally large portion of the ownership of a partnership or other entity) of which the foundation has a 10% or greater interest

2

Information Regarding Contribution, Grant, Gift, Loan, Scholarship, etc., Programs:

Check here ☒ if the foundation only makes contributions to preselected charitable organizations and does not accept unsolicited requests for funds. If the foundation makes gifts, grants, etc. (see instructions) to individuals or organizations under other conditions, complete items 2a, b, c, and d.

a

The name, address, and telephone number of the person to whom applications should be addressed

b

The form in which applications should be submitted and information and materials they should include

c

Any submission deadlines

d

Any restrictions or limitations on awards, such as by geographical areas, charitable fields, kinds of institutions, or other factors

Part XV

Supplementary Information (continued)

3 Grants and Contributions Paid During the Year or Approved for Future Payment

Recipient	If recipient is an individual, show any relationship to any foundation manager or substantial contributor	Foundation status of recipient	Purpose of grant or contribution	Amount
Name and address (home or business)				
<div>a Paid during the year</div> See Additional Data Table				
<div>Total</div>			<div>3a</div>	448,820
<div>b Approved for future payment</div>				
<div>Total</div>			<div>3b</div>	0

Enter gross amounts unless otherwise indicated

Part XVI-B Relationship of Activities to the Accomplishment of Exempt Purposes

Form **990-PF** (2013)

Form 990PF Part IV - Capital Gains and Losses for Tax on Investment Income - Columns a - d

(a) List and describe the kind(s) of property sold (e g , real estate, 2-story brick warehouse, or common stock, 200 shs MLC Co)	(b) How acquired P—Purchase D—Donation	(c) Date acquired (mo , day, yr)	(d) Date sold (mo , day, yr)
FIDELITY - SALE OF PUBLICLY TRADED SECURITIES	P	2013-01-01	2013-12-31
FIDELITY - SALE OF PUBLICLY TRADED SECURITIES	P	2012-12-31	2013-12-31
MIDWEST TRUST - SALE OF PUBLICLY TRADED SECURITIES	P	2012-12-31	2013-12-31
UMB ACCT #100250 - SALE OF PUBLICLY TRADED SECURITIES	P	2013-01-01	2013-12-31
UMB ACCT #4320 - SALE OF PUBLICLY TRADED SECURITIES	P	2013-01-01	2013-12-31
UMB ACCT #4320 - SALE OF PUBLICLY TRADED SECURITIES	P	2012-12-31	2013-12-31
UMB ACCT #6459 - SALE OF PUBLICLY TRADED SECURITIES	P	2013-01-01	2013-12-31
UMB ACCT #6459 - SALE OF PUBLICLY TRADED SECURITIES	P	2012-12-31	2013-12-31
UMB ACCT #9350 - SALE OF PUBLICLY TRADED SECURITIES	P	2013-01-01	2013-12-31
CLASS ACTION SETTLEMENTS	P	2012-12-31	2013-12-31
CAPITAL GAINS DIVIDENDS	P		


Form 990PF Part IV - Capital Gains and Losses for Tax on Investment Income - Columns e - h

(e) Gross sales price	(f) Depreciation allowed (or allowable)	(g) Cost or other basis plus expense of sale	(h) Gain or (loss) (e) plus (f) minus (g)
119,969		129,314	-9,345
333,130		325,371	7,759
157,102		112,981	44,121
266,726		215,710	51,016
20,000		20,024	-24
119,686		97,545	22,141
1,654		1,561	93
130,616		81,163	49,453
25,316		21,694	3,622
1,040			1,040
78,437			78,437


Form 990PF Part IV - Capital Gains and Losses for Tax on Investment Income - Columns i - l

Complete only for assets showing gain in column (h) and owned by the foundation on 12/31/69			(l) Gains (Col (h) gain minus col (k), but not less than -0-) or Losses (from col (h))
(i) F M V as of 12/31/69	(j) Adjusted basis as of 12/31/69	(k) Excess of col (i) over col (j), if any	
			-9,345
			7,759
			44,121
			51,016
			-24
			22,141
			93
			49,453
			3,622
			1,040
			78,437

Form 990PF Part XV Line 3 - Grants and Contributions Paid During the Year or Approved for Future Payment

Recipient	If recipient is an individual, show any relationship to any foundation manager or substantial contributor	Foundation status of recipient	Purpose of grant or contribution	Amount
Name and address (home or business)				
a Paid during the year				
AMELIA EARHART FESTIVAL PO BOX 126 ATCHISON,KS 66002	NONE	PC	FOR THE EXEMPT PURPOSES OF THIS ORGANIZATION	15,000
AMERICAN RED CROSS 211 W ARMOUR BLVD KANSAS CITY,MO 64111	NONE	PC	FOR THE EXEMPT PURPOSES OF THIS ORGANIZATION	2,500
ATCHISON AREA UNITED WAY 710 SOUTH 9TH STREET ATCHISON,KS 66002	NONE	PC	FOR THE EXEMPT PURPOSES OF THIS ORGANIZATION	5,000
ATCHISON FAMILY YMCA 321 COMMERCIAL STREET ATCHISON,KS 66002	NONE	PC	FOR THE EXEMPT PURPOSES OF THIS ORGANIZATION	10,000
BENEDICTINE COLLEGE 1020 N 2ND ST ATCHISON,KS 66002	NONE	PC	FOR THE EXEMPT PURPOSES OF THIS ORGANIZATION	15,000
CAMPS FOR KIDS 7095 W 399TH STREET LACYGNE,KS 66040	NONE	PC	FOR THE EXEMPT PURPOSES OF THIS ORGANIZATION	1,500
DELASALLE EDUCATION 3740 FOREST AVE KANSAS CITY,MO 64109	NONE	PC	FOR THE EXEMPT PURPOSES OF THIS ORGANIZATION	10,000
GENESIS PROMISE ACADEMY 3800 E 44TH ST KANSAS CITY,MO 64130	NONE	PC	FOR THE EXEMPT PURPOSES OF THIS ORGANIZATION	5,000
KANSAS UNIVERSITY ENDOWMENT ASSOCIATION PO BOX 928 LAWRENCE,KS 66045	NONE	PC	FOR THE EXEMPT PURPOSES OF THIS ORGANIZATION	78,500
SYNERGY SERVICE DRIVE 400 E 6TH ST PARKVILLE,MO 64152	NONE	PC	FOR THE EXEMPT PURPOSES OF THIS ORGANIZATION	500
TEACH & LEARN EXPERIENTIALLY 8300 NE UNDERGROUND DRIVE PILLAR 108H KANSAS CITY,MO 64161	NONE	PC	FOR THE EXEMPT PURPOSES OF THIS ORGANIZATION	10,750
THEATRE ATCHISON 401 SANTA FE ATCHISON,KS 66002	NONE	PC	FOR THE EXEMPT PURPOSES OF THIS ORGANIZATION	10,000
UNIVERSITY OF MISSOURI-KANSAS CITY 5100 ROCKHILL ROAD KANSAS CITY,MO 64110	NONE	PC	FOR THE EXEMPT PURPOSES OF THIS ORGANIZATION	212,500
WILDWOOD OUTDOOR EDUCATION CENTER 7905 W 399TH ST LACYGNE,KS 66040	NONE	PC	FOR THE EXEMPT PURPOSES OF THIS ORGANIZATION	110
ATCHISON AREA CHAMBER OF COMMERCE EDUCATIONAL FOUNDATION 200 S 10TH STREET ATCHISON,KS 66002	NONE	PC	FOR THE EXEMPT PURPOSES OF THIS ORGANIZATION	6,750
Total  3a				448,820

Form 990PF Part XV Line 3 - Grants and Contributions Paid During the Year or Approved for Future Payment

Recipient	If recipient is an individual, show any relationship to any foundation manager or substantial contributor	Foundation status of recipient	Purpose of grant or contribution	Amount
Name and address (home or business)				
a <i>Paid during the year</i>				
ATCHISON AREA EDUCATION CORPORATION 200 S 10TH STREET ATCHISON,KS 66002	NONE	PC	FOR THE EXEMPT PURPOSES OF THIS ORGANIZATION	2,000
AWARE INC 205 E PARK AVE ANACONDA,MT 59711	NONE	PC	FOR THE EXEMPT PURPOSES OF THIS ORGANIZATION	5,000
BOYS & GIRLS CLUBS OF ATCHISON 103 S 7TH ST ATCHISON,KS 66002	NONE	PC	FOR THE EXEMPT PURPOSES OF THIS ORGANIZATION	6,250
COMMUNITIES IN SCHOOLS OF KANSAS 2721 W 6TH ST LAWRENCE,KS 66049	NONE	PC	FOR THE EXEMPT PURPOSES OF THIS ORGANIZATION	12,460
FREEWHEELS FOR KIDS INC 1403 SOUTHWEST BLVD KANSAS CITY,KS 66103	NONE	PC	FOR THE EXEMPT PURPOSES OF THIS ORGANIZATION	5,000
HARVESTERS COMMUNITY FOOD NETWORK 3801 TOPPING AVENUE KANSAS CITY,MO 64129	NONE	PC	FOR THE EXEMPT PURPOSES OF THIS ORGANIZATION	20,000
HIGHLAND COMMUNITY COLLEGE FOUNDATION PO BOX 68 HIGHLAND,KS 66035	NONE	PC	FOR THE EXEMPT PURPOSES OF THIS ORGANIZATION	5,000
THE HUMANE SOCIETY OF ATCHISON INC 125 N 21ST ST ATCHISON,KS 66002	NONE	PC	FOR THE EXEMPT PURPOSES OF THIS ORGANIZATION	5,000
KANSAS CITY COMMUNITY GARDENS 6917 KENSINGTON KANSAS CITY,MO 64132	NONE	PC	FOR THE EXEMPT PURPOSES OF THIS ORGANIZATION	5,000
Total  3a				448,820

TY 2013 Accounting Fees Schedule**Name:** CLOUD L CRAY FOUNDATION 100250 CO THOMAS M CRAY**EIN:** 43-6077249

Category	Amount	Net Investment Income	Adjusted Net Income	Disbursements for Charitable Purposes
ACCOUNTING FEES	11,000	0		11,000

TY 2013 Investments Corporate Bonds Schedule

Name: CLOUD L CRAY FOUNDATION 100250 CO THOMAS M CRAY

EIN: 43-6077249

Name of Bond	End of Year Book Value	End of Year Fair Market Value
GENERAL MILLS INC NOTES 5.2% 03/15/2015	26,350	26,359
COOPER U S INC GTD NT 5.45% 04/01/2015	26,433	26,429
GENERAL ELECTRIC CO NT 5% 2/1/2013	0	0
HEWLETT PACKARD 4.500% 03/01/2013	0	0
AVON PRODS INC NT 4.625% 5/15/2013	0	0
COCA-COLA CO NOTES 3.62500% 03/15/2014	0	0
BP CAP MKTS P L C GTD SR 3.875% 3/10/2015	46,337	46,814
APACHE CORP NT 6.00000% 09/15/2013	0	0
DEVON ENERGY CORP NEW 5.62500% 01/15/2014	30,058	30,052
POTASH CORP SASK INC SR NT 5.25000% 05/15/2014	27,100	25,429
AT&T INC GLBL NT 2.50000% 08/15/2015	25,692	25,668
FPL GROUP CAP INC 2.60000% 09/01/2015	30,742	30,797
SOUTHERN CO SR NT-A 2.37500% 09/15/2015	30,596	30,702
DELL INC NT 3.10000% 04/01/2016	0	0
EXPRESS SCRIPTS INC 3.12500% 05/15/2016	31,257	31,311
CATERPILLAR FINL SVCS MTNS BE 2.05000% 08/01/2016	30,764	30,796
VERIZON COMMUNICATIONS INC	30,496	30,695
LOWES COS INC SRNT 2.12500% 04/15/2016	25,620	25,642
PEPSICO INC NOTE 2.500000% 05/10/2016	25,942	25,938
MATTEL INC NOTE	31,052	30,773
GENERAL ELECTRIC CAP CORP MTN BE 5.9% 05/13/2014	35,701	35,708
HEWLETT PACKARD CO GLBL NT 4.75000% 06/02/2014	25,401	25,401

TY 2013 Investments Corporate
 Stock Schedule

Name: CLOUD L CRAY FOUNDATION 100250 CO THOMAS M CRAY
 EIN: 43-6077249

Name of Stock	End of Year Book Value	End of Year Fair Market Value
ABBOTT LABORATORIES INC	3,105	5,749
ABBVIE INC	3,367	7,921
ADT CORP	931	2,023
ALCOA INCORPORATED	7,912	3,720
AMEREN CORP	4,300	3,616
APPLIED MATERIALS INC	4,784	7,072
AT&T INC COM	6,979	12,306
AVERY DENNISON CORP	12,563	12,547
B P PLC-SPONS ADR	6,649	6,076
BANCO SANTANDER	2,785	1,814
BAXTER INTL INC	3,798	10,432
BLACK HILLS CORP	6,169	10,502
BLOCK H & R INCORPORATED	6,965	13,068
BRISTOL-MYERS-SQUIBB COMPANY	3,918	7,972
CPFL ENERGIA S A SPONSORED ADR	4,133	3,202
CSX CORP	3,182	4,315
CALGON CARBON CORP	0	0
CALIFORNIA WTR SVC GROUP	6,013	8,074
CAMPBELL SOUP CO	5,590	7,574
CATERPILLAR INC	5,205	11,351
CHEVRON CORPORATION	2,895	9,368
CISCO SYSTEMS INC	6,390	6,729
CLP HLDG LTD ADR	4,576	6,272
COMMERCE BANCSHARES INC	3,698	7,051
CONAGRA FOODS INC	7,157	11,795
CONOCOPHILLIPS	3,709	10,597
CORNING INC	6,436	8,910
DARDEN RESTAURANTS INC	4,931	5,437
DIEBOLD INC	11,529	11,553
DU PONT E I DE NEMOURS & COM	6,224	11,370

Name of Stock	End of Year Book Value	End of Year Fair Market Value
DUKE ENERGY CORP	5,474	8,626
EMERSON ELECTRIC COMPANY	5,637	12,281
EMPIRE DIST ELEC CO	3,732	4,538
ENCANA CORP	5,570	3,610
ENTERGY CORP	9,789	9,490
EXELON CORP	15,574	10,956
FEDERAL SIGNAL CORP	5,280	5,128
FIRSTENERGY CORP	4,143	4,123
GANNETT INC	11,125	5,916
GENERAL ELECTRIC CORPORATION	19,337	16,818
GENUINE PARTS CO	3,125	8,319
GLAXOSMITHKLINE PLC - SPONS ADR	6,971	9,343
GREAT PLAINS ENERGY INC	3,585	3,636
HELMERICH & PAYNE INC	2,462	8,408
HILLENBRAND INC	9,617	13,239
HILLSHIRE BRANDS CO	2,380	3,344
HONEYWELL INTL INC	2,889	9,137
INTEL CORP	6,504	7,787
INTEGRYS ENERGY GROUP INC	7,488	8,162
JAPAN EQUITY FUND	2,985	3,495
KIMBALL INTL INC	9,975	10,521
KONINKLIJKE PHILIPS ELECTRONICS	4,623	9,243
LAWSON PRODS INC	0	0
LAYNE CHRISTENSEN CO	2,715	1,708
LEGGETT & PLATT INC	8,773	12,376
LILLY ELI & CO	6,968	10,200
MARATHON OIL CORPORATION	1,611	7,060
MCDONALDS CORP	7,200	7,277
MEDTRONIC INC	5,548	10,043
MERCK & CO INC	7,843	10,010

Name of Stock	End of Year Book Value	End of Year Fair Market Value
MICROSOFT CORPORATION	2,455	3,741
MYLAN INC	1,847	6,510
NEWMONT MINING CORP	7,422	5,758
NOKIA CORP-SPON ADR	3,325	2,028
NOVARTIS AG SPON ADR	7,831	12,057
NYSE EURONEXT	0	0
OI S A SPONSORED ADR	1,277	123
OI S A SPONSORED ADR PFD	0	0
PANASONIC CORP ADR	9,448	5,830
PAYCHEX INCORPORATED	4,815	9,106
PEPSICO INC	3,140	4,147
PHILLIPS 66	780	3,857
RAYTHEON CO COM	4,674	15,873
ROYAL DUTCH SHELL PLC ADR B	8,631	13,144
SCLUMBERGER	5,183	6,758
SENSIENT TECHNOLOGIES CORP	0	0
SONOCO PRODS CO	12,077	16,688
SOUTHWEST AIRLINES CO	6,696	9,420
SPECTRA ENERGY CORP	5,510	12,467
TARGET CORP	2,623	3,164
TECO ENERGY INC	13,536	13,792
TEVA PHARMACEUTICAL INDS LTD ADR	5,932	6,012
TIME WARNER INC	4,886	10,458
TYCO INTERNATIONAL LTD	1,440	4,104
UNILEVER PLC - SPONS ADR	5,951	8,240
UNION PACIFIC CORP	1,389	4,200
UNITED PARCEL SERVICE INC	10,831	15,762
VERIZON COMMUNICATIONS COM	4,806	8,600
VODAFONE GROUP PLC - SPONS ADR	9,328	13,759
WALGREEN CO	7,415	14,360

Name of Stock	End of Year Book Value	End of Year Fair Market Value
WAL-MART STORES INC	7,622	11,804
WASTE MANAGEMENT INC	9,518	15,705
WILLIAMS COS INC	2,964	9,643
WORTHINGTON INDS INC	0	0
WPX ENERGY INC	658	1,692
PENTAIR LTD	0	0
DE MASTER BLENDERS 1753 NV ORD	0	0
3M CO	9,396	18,233
ALTRIA GROUP INC	10,152	22,074
ASTRAZENECA PLC SPON ADR	14,164	17,811
AT & T INC	13,102	17,580
BCE INC COM NPV ISIN	19,869	19,048
BOEING CO	6,373	19,791
CHEVRON CORPORATION	11,993	21,235
CISCO SYS INC	15,773	17,495
CONOCOPHILLIPS	11,821	21,195
DIAGEO PLC SPONSORED ORD	7,875	16,553
DIAMOND OFFSHORE DRILLING INC	19,414	15,653
DOMINION RES INC VA NEW	9,053	14,232
DU PONT E.I. DE NEMOURS AND COMPANY	8,958	17,217
GENERAL ELECTRIC COMPANY	9,680	19,761
GENUINE PARTS CO	6,944	16,222
HCP INC	12,788	14,891
HEALTH CARE REIT INC	11,397	16,071
HEINZ H J CO COMMON	0	0
HSBC HOLDINGS PLC-SPON ADR	14,714	14,885
INTEL CORP	16,547	20,764
JOHNSON & JOHNSON	13,465	20,150
JPMORGAN CHASE & CO	10,702	13,742
KIMBERLY-CLARK CORP	9,598	17,236

Name of Stock	End of Year Book Value	End of Year Fair Market Value
KRAFT FOODS INC CL A	5,758	10,405
LILLY ELI & CO	12,058	17,595
MERCK & CO INC NEW COM	14,111	22,773
METLIFE INC COM	12,716	17,254
MICROSOFT CORP	15,383	22,633
MONDELEZ INTL INC COM	0	0
NEXTERA ENERGY INC	12,800	19,265
PHILIP MORRIS INTERNATIONAL INC	9,175	16,990
RAYTHEON CO COM NEW	12,357	21,768
ROYAL DUTCH SHELL ADR EA REP 2	20,721	21,782
TRAVELERS COS INC/ THE	8,093	16,297
UNILEVER N V ADR	11,706	17,098
VERIZON COMMUNICATIONS COM	0	0
VODAFONE GROUP PLC SPONSORED ADR NEW	13,214	24,372
VANGUARD INDEZ FDS VANGUARD	594,091	789,995
MGP INGREDIENTS INC	78,087	134,940
AQUILA THREE PEAKS HIGH INCOME CLASS Y	0	0
KAYNE ANDERSON MLP INVESTMENT COMPANY	285,806	674,900
DOUBLELINE TOTAL RETURN BOND FD CL I	35,000	33,068
OPPENHEIMER SENIOR FLOATING RATE CL I	14,976	14,958
TCW EMERGING MARKETS LOCAL	34,752	33,586
OPPENHEIMER DEV MARKETS FD CLASS Y	36,339	39,255
WASATCH EMERGING MARKETS SMALL CAP	36,057	40,024
AAC TECHNOLOGIES HOLDINGS INC	2,066	2,865
ABB LTD	4,673	12,722
ADECCO SA	6,710	9,566
ADIDAS AG ADR	3,591	9,957
AFLAC INC	15,633	19,973
AIR LIQUIDE	7,099	8,924
ALLIANZ SE - ADR	9,260	13,005

Name of Stock	End of Year Book Value	End of Year Fair Market Value
AXA GROUP S A - ADR	13,633	21,777
BANCO BILBAO VIZCAYA ARGENTARIA S A	0	0
BANCO SANTANDER CHILE SA - ADR	0	0
BANCOLOMBIA S A	10,227	8,284
BARCLAYS PLC	11,188	14,885
BASF SE	9,623	11,318
BAYER AG	7,985	17,982
BHP BILLITON LTD	2,434	9,684
BNP PARIBAS SA	16,879	21,076
BRITISH AMERICAN TOBACCO PLC	2,393	4,082
CANADIAN NATURAL RESOURCES LTD	7,146	6,396
CARREFOUR SA	9,524	10,870
COCA COLA HELLENIC BOTTLING CO SA ORD	6,024	10,035
COMPANHIA DE BEBID/AMBEV	0	0
COMPASS GROUP PLC	5,811	8,674
COVIDIEN PLC	10,688	13,075
CSL LIMITED	10,008	15,084
DASSAULT SYSTEMES S A	8,460	11,314
DIAGEO PLC	6,493	7,416
ECOPETROL SA	0	0
EMBRAER SA	0	0
ENBRIDGE INC	7,872	15,550
ESSILOR INTERNATIONAL SA	6,531	7,507
FANUC LTD	15,075	17,247
FLEXTRONICS INTERNATIONAL LTD	4,447	4,849
FRESENIUS MEDICAL CARE AG	0	0
FUJI HEAVY INDS LTD	12,682	16,351
GEMALTO NV	4,518	6,505
GIVAUDAN SA ORD	6,575	9,712
GRUPO TELEVISA SA DE CV	0	0

Name of Stock	End of Year Book Value	End of Year Fair Market Value
HENKEL KGAA (PFD) ADR	5,374	16,961
HENNES & MAURITZ	0	0
HONDA MOTOR LTD	10,528	11,702
HSBC HOLDINGS PLC-SPON ADR	16,954	19,792
IMPERIAL OIL LTD	1,526	7,475
INDUSTRIA DE DISENO TEXTIL S.A.	11,227	18,720
ISRAEL CHEMICALS LTD	0	0
JGC CORP	11,038	13,893
KOMATSU LTD	14,878	11,589
KONINKLIJKE AHOLD N V	0	0
KUBOTA CORP	10,847	17,786
L'AIR LIQUIDE	0	0
L'OREAL CO SA	5,104	5,173
LUXOTTICA GROUP SPA	1,320	9,274
LVMH MOET HENNESSY LOU VUITT ORD	7,171	8,916
MAGNA INTL INC	8,095	13,950
MERCK KGAA	5,827	10,948
METTLER TOLEDO INTERNATIONAL	2,553	11,644
MTN GROUP LTD	11,808	13,427
MUENCHENER RUECKVERSICHERUNGS-GESELLSCHA	10,051	13,064
NASPERS LTD	0	0
NESTLE S A	2,305	11,234
NITTO DENKO CORP	11,171	9,684
NOVARTIS AG	4,717	6,430
NOVO NORDISK A/S	6,305	8,314
PHILIP MORRIS INTERNATIONAL INC	14,137	13,592
PRUDENTIAL PLC	14,590	34,740
RECKITT BENCKISER GROUP PLC ORD	3,144	4,493
RIO TINTO PLC	2,919	3,499
ROCHE HOLDING LTD	9,585	15,481

Name of Stock	End of Year Book Value	End of Year Fair Market Value
ROYAL DUTCH SHELL PLC	8,206	9,013
RYANAIR HOLDINGS PLC	4,140	8,729
SAB MILLER PLC	8,454	11,248
SANDVIK AB	5,870	8,035
SAP AG	2,998	13,158
SCHLUMBERGER LTD	0	0
SIEMENS AG	3,311	12,466
SINGAPORE TELECOMMUNICATIONS LTD	12,430	12,320
SKF AB	5,628	8,511
SMITH & NEPHEW PLC	7,805	10,976
SOCIEDAD QUIMICA Y MINERA DE CHILE SA	0	0
SVENSKA CELLULOSA AB	7,464	14,520
SWATCH GROUP AG	8,005	9,876
SYNGENTA AG	7,254	10,073
TAIWAN SEMICONDUCTOR MANUFACTURING LTD	5,333	12,226
TECHNIP SA	5,353	4,910
TOKYO ELECTRON LTD	8,154	9,824
TOYOTA MOTOR CORP - ADR	12,936	14,265
TURKCELL ILETISIM HIZMETLERI AS	12,232	10,653
TURKIYE GARANTI BANKASI A S	0	0
UNITED OVERSEAS BANK LTD	10,568	11,473
VODAFONE GROUP PLC	0	0
VOLKSWAGEN AG	10,634	13,840
WAL-MART DE MEXICO SAB DE CV - ADR	5,176	7,455
WOODSIDE PETROLEUM LTD	6,881	6,821
WPP PLC	6,750	7,581
ZURICH INSURANCE GROUP	0	0

TY 2013 Investments Government Obligations Schedule

Name: CLOUD L CRAY FOUNDATION 100250 CO THOMAS M CRAY

EIN: 43-6077249

**US Government Securities - End of
Year Book Value:**

272,858

**US Government Securities - End of
Year Fair Market Value:**

273,647

**State & Local Government
Securities - End of Year Book
Value:**

0

**State & Local Government
Securities - End of Year Fair
Market Value:**

0

TY 2013 Other Assets Schedule

Name: CLOUD L CRAY FOUNDATION 100250 CO THOMAS M CRAY

EIN: 43-6077249

Description	Beginning of Year - Book Value	End of Year - Book Value	End of Year - Fair Market Value
CFB VENTURE PARTNERSHIP	2,387	239	239
PCM STRATEGIC SMALL MID CAP L P	698,947	855,760	855,760

TY 2013 Other Decreases Schedule**Name:** CLOUD L CRAY FOUNDATION 100250 CO THOMAS M CRAY**EIN:** 43-6077249

Description	Amount
BASIS ADJUSTMENT FOR CFB VENTURE PARTNERSHIP	4,855
UMB FINANCIAL SERVICES BASIS ADJUSTMENTS	51,674

TY 2013 Other Expenses Schedule

Name: CLOUD L CRAY FOUNDATION 100250 CO THOMAS M CRAY

EIN: 43-6077249

Description	Revenue and Expenses per Books	Net Investment Income	Adjusted Net Income	Disbursements for Charitable Purposes
SUPPLIES & POSTAGE	305	0		305
TELEPHONE	1,145	0		1,145

TY 2013 Other Income Schedule

Name: CLOUD L CRAY FOUNDATION 100250 CO THOMAS M CRAY

EIN: 43-6077249

Description	Revenue And Expenses Per Books	Net Investment Income	Adjusted Net Income
FOREIGN WITHOLDING	638	638	638
OTHER INCOME	899	899	899

TY 2013 Other Increases Schedule**Name:** CLOUD L CRAY FOUNDATION 100250 CO THOMAS M CRAY**EIN:** 43-6077249

Description	Amount
BASIS ADJUSTMENT FOR PCM STRATEGIC SMALL MID CAP LP	159,023
NONDIVIDEND DISTRIBUTIONS	820

TY 2013 Other Professional Fees Schedule**Name:** CLOUD L CRAY FOUNDATION 100250 CO THOMAS M CRAY**EIN:** 43-6077249

Category	Amount	Net Investment Income	Adjusted Net Income	Disbursements for Charitable Purposes
CONSULTING FEES	59,441	7,750		51,691
COMPUTER EXPENSE	337	0		337
INVESTMENT MANAGEMENT FEES	50,173	50,173		0

TY 2013 Taxes Schedule**Name:** CLOUD L CRAY FOUNDATION 100250 CO THOMAS M CRAY**EIN:** 43-6077249

Category	Amount	Net Investment Income	Adjusted Net Income	Disbursements for Charitable Purposes
FOREIGN TAXES PAID	423	423		0
REAL ESTATE TAXES	21,954	21,954		0
FEDERAL EXCISE TAX	2,700	0		0
MISCELLANEOUS EXPENSE	645	645		0