



See a Social Security Number? Say Something!
Report Privacy Problems to <https://public.resource.org/privacy>
Or call the IRS Identity Theft Hotline at 1-800-908-4490



Return of Private Foundation

or Section 4947(a)(1) Trust Treated as Private Foundation

OMB No 1545-0052

2013

Open to Public Inspection

Form 990-PF

Department of the Treasury
Internal Revenue Service

- Do not enter Social Security numbers on this form as it may be made public.
Information about Form 990-PF and its separate instructions is at www.irs.gov/form990pf.

For calendar year 2013 or tax year beginning , and ending

Name of foundation BEER, PAUL T/W			A Employer identification number 42-6215149		
Number and street (or P O box number if mail is not delivered to street address) Wells Fargo Bank N A. Trust Tax Dept - 1919 Douglas St 2nd FL MACN8000-			Room/suite		
City or town Omaha			State NE		ZIP code 68102-1317
Foreign country name			Foreign province/state/county		Foreign postal code
G Check all that apply <input type="checkbox"/> Initial return <input type="checkbox"/> Initial return of a former public charity <input type="checkbox"/> Final return <input type="checkbox"/> Amended return <input type="checkbox"/> Address change <input type="checkbox"/> Name change			D 1. Foreign organizations, check here <input type="checkbox"/> 2. Foreign organizations meeting the 85% test, check here and attach computation <input type="checkbox"/> E If private foundation status was terminated under section 507(b)(1)(A), check here <input type="checkbox"/> F If the foundation is in a 60-month termination under section 507(b)(1)(B), check here <input type="checkbox"/>		
H Check type of organization <input checked="" type="checkbox"/> Section 501(c)(3) exempt private foundation <input type="checkbox"/> Section 4947(a)(1) nonexempt charitable trust <input type="checkbox"/> Other taxable private foundation					
I Fair market value of all assets at end of year (from Part II, col (c), line 16) ▶ \$ 14,028,582			J Accounting method <input checked="" type="checkbox"/> Cash <input type="checkbox"/> Accrual <input type="checkbox"/> Other (specify) _____		

Part I Analysis of Revenue and Expenses (The total of amounts in columns (b), (c), and (d) may not necessarily equal the amounts in column (a) (see instructions))		(a) Revenue and expenses per books	(b) Net investment income	(c) Adjusted net income	(d) Disbursements for charitable purposes (cash basis only)
Revenue	1 Contributions, gifts, grants, etc., received (attach schedule)				
	2 Check <input checked="" type="checkbox"/> if the foundation is not required to attach Sch B				
	3 Interest on savings and temporary cash investments				
	4 Dividends and interest from securities	412,258	364,472		
	5a Gross rents				
	b Net rental income or (loss)				
	6a Net gain or (loss) from sale of assets not on line 10	298,800			
	b Gross sales price for all assets on line 6a 3,016,904				
	7 Capital gain net income (from Part IV, line 2)		298,800		
	8 Net short-term capital gain				
	9 Income modifications				
	10a Gross sales less returns and allowances				
b Less: Cost of goods sold					
c Gross profit or (loss) (attach schedule)					
11 Other income (attach schedule)					
12 Total. Add lines 1 through 11	711,058	663,272	0		
Operating and Administrative Expenses	13 Compensation of officers, directors, trustees, etc.	87,722	65,791		21,931
	14 Other employee salaries and wages				
	15 Pension plans, employee benefits				
	16a Legal fees (attach schedule)	3,513			3,513
	b Accounting fees (attach schedule)	1,112			1,112
	c Other professional fees (attach schedule)				
	17 Interest				
	18 Taxes (attach schedule) (see instructions)	13,433	3,624		
	19 Depreciation (attach schedule) and depletion				
	20 Occupancy				
	21 Travel, conferences, and meetings				
	22 Printing and publications				
	23 Other expenses (attach schedule)	991	991		
	24 Total operating and administrative expenses. Add lines 13 through 23	106,771	70,406	0	26,556
	25 Contributions, gifts, grants paid	617,124			617,124
26 Total expenses and disbursements. Add lines 24 and 25	723,895	70,406	0	643,680	
27 Subtract line 26 from line 12.					
a Excess of revenue over expenses and disbursements	-12,837				
b Net investment income (if negative, enter -0-)		592,866			
c Adjusted net income (if negative, enter -0-)			0		

For Paperwork Reduction Act Notice, see instructions.

Form 990-PF (2013)

HTA

ENVELOPE APR 09 2014
POSTMARK DATE

SCANNED APR 16 2014

me

Part II Balance Sheets		Attached schedules and amounts in the description column should be for end-of-year amounts only (See instructions.)		Beginning of year	End of year	
				(a) Book Value	(b) Book Value	(c) Fair Market Value
Assets	1 Cash—non-interest-bearing			8,347	859	859
	2 Savings and temporary cash investments			137,541	104,099	104,099
	3 Accounts receivable ▶					
	Less: allowance for doubtful accounts ▶					
	4 Pledges receivable ▶					
	Less: allowance for doubtful accounts ▶					
	5 Grants receivable					
	6 Receivables due from officers, directors, trustees, and other disqualified persons (attach schedule) (see instructions)					
	7 Other notes and loans receivable (attach schedule) ▶					
	Less: allowance for doubtful accounts ▶					
	8 Inventories for sale or use					
	9 Prepaid expenses and deferred charges					
	10a Investments—U.S. and state government obligations (attach schedule)					
	b Investments—corporate stock (attach schedule)					
	c Investments—corporate bonds (attach schedule)					
	11 Investments—land, buildings, and equipment: basis ▶					
	Less: accumulated depreciation (attach schedule) ▶					
	12 Investments—mortgage loans					
	13 Investments—other (attach schedule)			10,584,291	10,622,708	13,923,624
	14 Land, buildings, and equipment: basis ▶					
	Less: accumulated depreciation (attach schedule) ▶					
	15 Other assets (describe ▶)					
	16 Total assets (to be completed by all filers—see the instructions. Also, see page 1, item I)			10,730,179	10,727,666	14,028,582
Liabilities	17 Accounts payable and accrued expenses					
	18 Grants payable					
	19 Deferred revenue					
	20 Loans from officers, directors, trustees, and other disqualified persons					
	21 Mortgages and other notes payable (attach schedule)					
	22 Other liabilities (describe ▶)					
	23 Total liabilities (add lines 17 through 22)			0	0	
Net Assets or Fund Balances	Foundations that follow SFAS 117, check here and complete lines 24 through 26 and lines 30 and 31. <input type="checkbox"/>					
	24 Unrestricted					
	25 Temporarily restricted					
	26 Permanently restricted					
	Foundations that do not follow SFAS 117, check here and complete lines 27 through 31. <input checked="" type="checkbox"/>					
	27 Capital stock, trust principal, or current funds			10,730,179	10,727,666	
	28 Paid-in or capital surplus, or land, bldg, and equipment fund					
	29 Retained earnings, accumulated income, endowment, or other funds					
	30 Total net assets or fund balances (see instructions)			10,730,179	10,727,666	
	31 Total liabilities and net assets/fund balances (see instructions)			10,730,179	10,727,666	

Part III Analysis of Changes in Net Assets or Fund Balances

1 Total net assets or fund balances at beginning of year—Part II, column (a), line 30 (must agree with end-of-year figure reported on prior year's return)	1	10,730,179
2 Enter amount from Part I, line 27a	2	-12,837
3 Other increases not included in line 2 (itemize) ▶ See Attached Statement	3	25,619
4 Add lines 1, 2, and 3	4	10,742,961
5 Decreases not included in line 2 (itemize) ▶ Mutual Fund & CTF Income Subtraction	5	15,295
6 Total net assets or fund balances at end of year (line 4 minus line 5)—Part II, column (b), line 30	6	10,727,666

Part IV Capital Gains and Losses for Tax on Investment Income

(a) List and describe the kind(s) of property sold (e.g., real estate, 2-story brick warehouse, or common stock, 200 shs MLC Co.)		(b) How acquired P—Purchase D—Donation	(c) Date acquired (mo., day, yr.)	(d) Date sold (mo., day, yr.)
1a See Attached Statement				
b See Attached Statement				
c See Attached Statement				
d See Attached Statement				
e See Attached Statement				
(e) Gross sales price	(f) Depreciation allowed (or allowable)	(g) Cost or other basis plus expense of sale	(h) Gain or (loss) (e) plus (f) minus (g)	
a			0	
b			0	
c			0	
d			0	
e			0	
Complete only for assets showing gain in column (h) and owned by the foundation on 12/31/69				
(i) FMV as of 12/31/69	(j) Adjusted basis as of 12/31/69	(k) Excess of col. (i) over col. (j), if any	(l) Gains (Col. (h) gain minus col. (k), but not less than -0-) or Losses (from col. (h))	
a			0	
b			0	
c			0	
d			0	
e			0	
2 Capital gain net income or (net capital loss) { If gain, also enter in Part I, line 7 If (loss), enter -0- in Part I, line 7 }			2	298,800
3 Net short-term capital gain or (loss) as defined in sections 1222(5) and (6) If gain, also enter in Part I, line 8, column (c) (see instructions). If (loss), enter -0- in Part I, line 8 }			3	0

Part V Qualification Under Section 4940(e) for Reduced Tax on Net Investment Income

(For optional use by domestic private foundations subject to the section 4940(a) tax on net investment income.)

If section 4940(d)(2) applies, leave this part blank.

Was the foundation liable for the section 4942 tax on the distributable amount of any year in the base period? ☐ Yes ☒ No

If "Yes," the foundation does not qualify under section 4940(e). Do not complete this part.

(a) Base period years Calendar year (or tax year beginning in)	(b) Adjusted qualifying distributions	(c) Net value of noncharitable-use assets	(d) Distribution ratio (col. (b) divided by col. (c))
2012	583,567	12,769,360	0.045701
2011	728,530	12,544,589	0.058075
2010	500,012	12,036,815	0.041540
2009	399,469	10,952,189	0.036474
2008	520,457	12,258,331	0.042457
2 Total of line 1, column (d)			2 0.224247
3 Average distribution ratio for the 5-year base period—divide the total on line 2 by 5, or by the number of years the foundation has been in existence if less than 5 years			3 0.044849
4 Enter the net value of noncharitable-use assets for 2013 from Part X, line 5			4 13,618,558
5 Multiply line 4 by line 3			5 610,779
6 Enter 1% of net investment income (1% of Part I, line 27b)			6 5,929
7 Add lines 5 and 6			7 616,708
8 Enter qualifying distributions from Part XII, line 4 If line 8 is equal to or greater than line 7, check the box in Part VI, line 1b, and complete that part using a 1% tax rate. See the Part VI instructions			8 643,680

Part VI Excise Tax Based on Investment Income (Section 4940(a), 4940(b), 4940(e), or 4948—see instructions)

1a	Exempt operating foundations described in section 4940(d)(2), check here <input type="checkbox"/> and enter "N/A" on line 1. Date of ruling or determination letter _____ (attach copy of letter if necessary—see instructions)			
b	Domestic foundations that meet the section 4940(e) requirements in Part V, check here <input checked="" type="checkbox"/> and enter 1% of Part I, line 27b	1	5,929	
c	All other domestic foundations enter 2% of line 27b. Exempt foreign organizations enter 4% of Part I, line 12, col (b)			
2	Tax under section 511 (domestic section 4947(a)(1) trusts and taxable foundations only Others enter -0-)	2	0	
3	Add lines 1 and 2	3	5,929	
4	Subtitle A (income) tax (domestic section 4947(a)(1) trusts and taxable foundations only Others enter -0-)	4		
5	Tax based on investment income. Subtract line 4 from line 3. If zero or less, enter -0-	5	5,929	
6	Credits/Payments			
a	2013 estimated tax payments and 2012 overpayment credited to 2013	6a	6,803	
b	Exempt foreign organizations—tax withheld at source	6b		
c	Tax paid with application for extension of time to file (Form 8868)	6c		
d	Backup withholding erroneously withheld	6d		
7	Total credits and payments. Add lines 6a through 6d	7	6,803	
8	Enter any penalty for underpayment of estimated tax. Check here <input type="checkbox"/> if Form 2220 is attached	8		
9	Tax due. If the total of lines 5 and 8 is more than line 7, enter amount owed	9	0	
10	Overpayment. If line 7 is more than the total of lines 5 and 8, enter the amount overpaid	10	874	
11	Enter the amount of line 10 to be Credited to 2014 estimated tax 874 Refunded	11	0	

Part VII-A Statements Regarding Activities

	Yes	No
1a During the tax year, did the foundation attempt to influence any national, state, or local legislation or did it participate or intervene in any political campaign?		X
b Did it spend more than \$100 during the year (either directly or indirectly) for political purposes (see Instructions for the definition)? <i>If the answer is "Yes" to 1a or 1b, attach a detailed description of the activities and copies of any materials published or distributed by the foundation in connection with the activities</i>		X
c Did the foundation file Form 1120-POL for this year?		X
d Enter the amount (if any) of tax on political expenditures (section 4955) imposed during the year (1) On the foundation ▶ \$ _____ (2) On foundation managers ▶ \$ _____		
e Enter the reimbursement (if any) paid by the foundation during the year for political expenditure tax imposed on foundation managers ▶ \$ _____		
2 Has the foundation engaged in any activities that have not previously been reported to the IRS? <i>If "Yes," attach a detailed description of the activities</i>		X
3 Has the foundation made any changes, not previously reported to the IRS, in its governing instrument, articles of incorporation, or bylaws, or other similar instruments? <i>If "Yes," attach a conformed copy of the changes</i>		X
4a Did the foundation have unrelated business gross income of \$1,000 or more during the year?		X
b If "Yes," has it filed a tax return on Form 990-T for this year?	N/A	
5 Was there a liquidation, termination, dissolution, or substantial contraction during the year? <i>If "Yes," attach the statement required by General Instruction T</i>		X
6 Are the requirements of section 508(e) (relating to sections 4941 through 4945) satisfied either: • By language in the governing instrument, or • By state legislation that effectively amends the governing instrument so that no mandatory directions that conflict with the state law remain in the governing instrument?	X	
7 Did the foundation have at least \$5,000 in assets at any time during the year? <i>If "Yes," complete Part II, col (c), and Part XV</i>	X	
8a Enter the states to which the foundation reports or with which it is registered (see instructions) ▶ IA		
b If the answer is "Yes" to line 7, has the foundation furnished a copy of Form 990-PF to the Attorney General (or designate) of each state as required by <i>General Instruction G</i> ? <i>If "No," attach explanation</i>	X	
9 Is the foundation claiming status as a private operating foundation within the meaning of section 4942(j)(3) or 4942(j)(5) for calendar year 2013 or the taxable year beginning in 2013 (see instructions for Part XIV)? <i>If "Yes," complete Part XIV</i>		X
10 Did any persons become substantial contributors during the tax year? <i>If "Yes," attach a schedule listing their names and addresses</i>		X

Part VII-A Statements Regarding Activities (continued)

11	At any time during the year, did the foundation, directly or indirectly, own a controlled entity within the meaning of section 512(b)(13)? If "Yes," attach schedule (see instructions).	11		X
12	Did the foundation make a distribution to a donor advised fund over which the foundation or a disqualified person had advisory privileges? If "Yes," attach statement (see instructions)	12		X
13	Did the foundation comply with the public inspection requirements for its annual returns and exemption application? Website address ▶ N/A	13	X	
14	The books are in care of ▶ WELLS FARGO BANK N.A. Telephone no ▶ 888-730-4933 Located at ▶ 1919 Douglas St 2nd FL MACN8000-027 Omaha NE ZIP+4 ▶ 68102-1317			
15	Section 4947(a)(1) nonexempt charitable trusts filing Form 990-PF in lieu of Form 1041—Check here and enter the amount of tax-exempt interest received or accrued during the year ▶ 15 N/A			
16	At any time during calendar year 2013, did the foundation have an interest in or a signature or other authority over a bank, securities, or other financial account in a foreign country? See the instructions for exceptions and filing requirements for Form TD F 90-22.1 If "Yes," enter the name of the foreign country ▶	16	Yes	No
				X

Part VII-B Statements Regarding Activities for Which Form 4720 May Be Required

File Form 4720 if any item is checked in the "Yes" column, unless an exception applies.

	Yes	No
1a During the year did the foundation (either directly or indirectly):		
(1) Engage in the sale or exchange, or leasing of property with a disqualified person? <input type="checkbox"/> Yes <input checked="" type="checkbox"/> No		
(2) Borrow money from, lend money to, or otherwise extend credit to (or accept it from) a disqualified person? <input type="checkbox"/> Yes <input checked="" type="checkbox"/> No		
(3) Furnish goods, services, or facilities to (or accept them from) a disqualified person? <input type="checkbox"/> Yes <input checked="" type="checkbox"/> No		
(4) Pay compensation to, or pay or reimburse the expenses of, a disqualified person? <input checked="" type="checkbox"/> Yes <input type="checkbox"/> No		
(5) Transfer any income or assets to a disqualified person (or make any of either available for the benefit or use of a disqualified person)? <input type="checkbox"/> Yes <input checked="" type="checkbox"/> No		
(6) Agree to pay money or property to a government official? (Exception. Check "No" if the foundation agreed to make a grant to or to employ the official for a period after termination of government service, if terminating within 90 days.) <input type="checkbox"/> Yes <input checked="" type="checkbox"/> No		
b If any answer is "Yes" to 1a(1)–(6), did any of the acts fail to qualify under the exceptions described in Regulations section 53.4941(d)-3 or in a current notice regarding disaster assistance (see instructions)? Organizations relying on a current notice regarding disaster assistance check here ▶ <input type="checkbox"/>	1b	X
c Did the foundation engage in a prior year in any of the acts described in 1a, other than excepted acts, that were not corrected before the first day of the tax year beginning in 2013?	1c	X
2 Taxes on failure to distribute income (section 4942) (does not apply for years the foundation was a private operating foundation defined in section 4942(j)(3) or 4942(j)(5)):		
a At the end of tax year 2013, did the foundation have any undistributed income (lines 6d and 6e, Part XIII) for tax year(s) beginning before 2013? <input type="checkbox"/> Yes <input checked="" type="checkbox"/> No If "Yes," list the years ▶ 20____, 20____, 20____, 20____		
b Are there any years listed in 2a for which the foundation is not applying the provisions of section 4942(a)(2) (relating to incorrect valuation of assets) to the year's undistributed income? (If applying section 4942(a)(2) to all years listed, answer "No" and attach statement—see instructions.)	2b	N/A
c If the provisions of section 4942(a)(2) are being applied to any of the years listed in 2a, list the years here. ▶ 20____, 20____, 20____, 20____		
3a Did the foundation hold more than a 2% direct or indirect interest in any business enterprise at any time during the year? <input type="checkbox"/> Yes <input checked="" type="checkbox"/> No		
b If "Yes," did it have excess business holdings in 2013 as a result of (1) any purchase by the foundation or disqualified persons after May 26, 1969, (2) the lapse of the 5-year period (or longer period approved by the Commissioner under section 4943(c)(7)) to dispose of holdings acquired by gift or bequest; or (3) the lapse of the 10-, 15-, or 20-year first phase holding period? (Use Schedule C, Form 4720, to determine if the foundation had excess business holdings in 2013.)	3b	N/A
4a Did the foundation invest during the year any amount in a manner that would jeopardize its charitable purposes?	4a	X
b Did the foundation make any investment in a prior year (but after December 31, 1969) that could jeopardize its charitable purpose that had not been removed from jeopardy before the first day of the tax year beginning in 2013?	4b	X

Part VII-B Statements Regarding Activities for Which Form 4720 May Be Required (continued)

5a	During the year did the foundation pay or incur any amount to:			
(1)	Carry on propaganda, or otherwise attempt to influence legislation (section 4945(e))?	<input type="checkbox"/> Yes <input checked="" type="checkbox"/> No		
(2)	Influence the outcome of any specific public election (see section 4955), or to carry on, directly or indirectly, any voter registration drive?	<input type="checkbox"/> Yes <input checked="" type="checkbox"/> No		
(3)	Provide a grant to an individual for travel, study, or other similar purposes?	<input type="checkbox"/> Yes <input checked="" type="checkbox"/> No		
(4)	Provide a grant to an organization other than a charitable, etc., organization described in section 509(a)(1), (2), or (3), or section 4940(d)(2)? (see instructions)	<input type="checkbox"/> Yes <input checked="" type="checkbox"/> No		
(5)	Provide for any purpose other than religious, charitable, scientific, literary, or educational purposes, or for the prevention of cruelty to children or animals?	<input type="checkbox"/> Yes <input checked="" type="checkbox"/> No		
b	If any answer is "Yes" to 5a(1)–(5), did any of the transactions fail to qualify under the exceptions described in Regulations section 53.4945 or in a current notice regarding disaster assistance (see instructions)?		5b	N/A
	Organizations relying on a current notice regarding disaster assistance check here	<input type="checkbox"/>		
c	If the answer is "Yes" to question 5a(4), does the foundation claim exemption from the tax because it maintained expenditure responsibility for the grant? N/A	<input type="checkbox"/> Yes <input type="checkbox"/> No		
	If "Yes," attach the statement required by Regulations section 53.4945–5(d)			
6a	Did the foundation, during the year, receive any funds, directly or indirectly, to pay premiums on a personal benefit contract?	<input type="checkbox"/> Yes <input checked="" type="checkbox"/> No		
b	Did the foundation, during the year, pay premiums, directly or indirectly, on a personal benefit contract?		6b	X
	If "Yes" to 6b, file Form 8870			
7a	At any time during the tax year, was the foundation a party to a prohibited tax shelter transaction?	<input type="checkbox"/> Yes <input checked="" type="checkbox"/> No		
b	If "Yes," did the foundation receive any proceeds or have any net income attributable to the transaction?		7b	N/A

Part VIII Information About Officers, Directors, Trustees, Foundation Managers, Highly Paid Employees, and Contractors**1 List all officers, directors, trustees, foundation managers and their compensation (see instructions).**

(a) Name and address	(b) Title, and average hours per week devoted to position	(c) Compensation (If not paid, enter -0-)	(d) Contributions to employee benefit plans and deferred compensation	(e) Expense account, other allowances
Wells Fargo Bank N.A. Trust Tax Dept 1919 Douglas St 2nd FL MACN8000-027 Omaha, NE 68102	TRUSTEE	4.00	87,722	

2 Compensation of five highest-paid employees (other than those included on line 1—see instructions). If none, enter "NONE."

(a) Name and address of each employee paid more than \$50,000	(b) Title, and average hours per week devoted to position	(c) Compensation	(d) Contributions to employee benefit plans and deferred compensation	(e) Expense account, other allowances
NONE				

Total number of other employees paid over \$50,000

0

Part VIII Information About Officers, Directors, Trustees, Foundation Managers, Highly Paid Employees, and Contractors (continued)**3 Five highest-paid independent contractors for professional services** (see instructions). If none, enter "NONE."

(a) Name and address of each person paid more than \$50,000	(b) Type of service	(c) Compensation
NONE		
Total number of others receiving over \$50,000 for professional services		

Part IX-A Summary of Direct Charitable Activities

List the foundation's four largest direct charitable activities during the tax year. Include relevant statistical information such as the number of organizations and other beneficiaries served, conferences convened, research papers produced, etc.	Expenses
1 NONE	
2	
3	
4	

Part IX-B Summary of Program-Related Investments (see instructions)

Describe the two largest program-related investments made by the foundation during the tax year on lines 1 and 2	Amount
1 NONE	
2	
All other program-related investments See instructions	
3 NONE	
Total. Add lines 1 through 3	0

Part X Minimum Investment Return (All domestic foundations must complete this part. Foreign foundations, see instructions.)

1	Fair market value of assets not used (or held for use) directly in carrying out charitable, etc., purposes:		
a	Average monthly fair market value of securities	1a	13,557,218
b	Average of monthly cash balances	1b	268,729
c	Fair market value of all other assets (see instructions)	1c	
d	Total (add lines 1a, b, and c)	1d	13,825,947
e	Reduction claimed for blockage or other factors reported on lines 1a and 1c (attach detailed explanation)	1e	
2	Acquisition indebtedness applicable to line 1 assets	2	
3	Subtract line 2 from line 1d	3	13,825,947
4	Cash deemed held for charitable activities. Enter 1 1/2 % of line 3 (for greater amount, see instructions)	4	207,389
5	Net value of noncharitable-use assets. Subtract line 4 from line 3. Enter here and on Part V, line 4	5	13,618,558
6	Minimum investment return. Enter 5% of line 5	6	680,928

Part XI Distributable Amount (see instructions) (Section 4942(j)(3) and (j)(5) private operating foundations and certain foreign organizations check here ☐ and do not complete this part.)

1	Minimum investment return from Part X, line 6	1	680,928
2a	Tax on investment income for 2013 from Part VI, line 5	2a	5,929
b	Income tax for 2013 (This does not include the tax from Part VI)	2b	
c	Add lines 2a and 2b	2c	5,929
3	Distributable amount before adjustments. Subtract line 2c from line 1	3	674,999
4	Recoveries of amounts treated as qualifying distributions	4	
5	Add lines 3 and 4	5	674,999
6	Deduction from distributable amount (see instructions)	6	
7	Distributable amount as adjusted. Subtract line 6 from line 5. Enter here and on Part XIII, line 1	7	674,999

Part XII Qualifying Distributions (see instructions)

1	Amounts paid (including administrative expenses) to accomplish charitable, etc., purposes:		
a	Expenses, contributions, gifts, etc.—total from Part I, column (d), line 26	1a	643,680
b	Program-related investments—total from Part IX-B	1b	
2	Amounts paid to acquire assets used (or held for use) directly in carrying out charitable, etc., purposes	2	
3	Amounts set aside for specific charitable projects that satisfy the:		
a	Suitability test (prior IRS approval required)	3a	
b	Cash distribution test (attach the required schedule)	3b	
4	Qualifying distributions. Add lines 1a through 3b. Enter here and on Part V, line 8, and Part XIII, line 4	4	643,680
5	Foundations that qualify under section 4940(e) for the reduced rate of tax on net investment income. Enter 1% of Part I, line 27b (see instructions)	5	5,929
6	Adjusted qualifying distributions. Subtract line 5 from line 4	6	637,751

Note. The amount on line 6 will be used in Part V, column (b), in subsequent years when calculating whether the foundation qualifies for the section 4940(e) reduction of tax in those years.

Part XIII Undistributed Income (see instructions)

	(a) Corpus	(b) Years prior to 2012	(c) 2012	(d) 2013
1 Distributable amount for 2013 from Part XI, line 7				674,999
2 Undistributed income, if any, as of the end of 2013				
a Enter amount for 2012 only			250,581	
b Total for prior years 20____, 20____, 20____				
3 Excess distributions carryover, if any, to 2013				
a From 2008				
b From 2009				
c From 2010				
d From 2011				
e From 2012				
f Total of lines 3a through e	0			
4 Qualifying distributions for 2013 from Part XII, line 4 ▶ \$ 643,680				
a Applied to 2012, but not more than line 2a			250,581	
b Applied to undistributed income of prior years (Election required—see instructions)				
c Treated as distributions out of corpus (Election required—see instructions)				
d Applied to 2013 distributable amount				393,099
e Remaining amount distributed out of corpus				
5 Excess distributions carryover applied to 2013 (If an amount appears in column (d), the same amount must be shown in column (a))				
6 Enter the net total of each column as indicated below:				
a Corpus Add lines 3f, 4c, and 4e Subtract line 5	0			
b Prior years' undistributed income Subtract line 4b from line 2b		0		
c Enter the amount of prior years' undistributed income for which a notice of deficiency has been issued, or on which the section 4942(a) tax has been previously assessed				
d Subtract line 6c from line 6b Taxable amount—see instructions				
e Undistributed income for 2012 Subtract line 4a from line 2a. Taxable amount—see instructions			0	
f Undistributed income for 2013 Subtract lines 4d and 5 from line 1 This amount must be distributed in 2014				281,900
7 Amounts treated as distributions out of corpus to satisfy requirements imposed by section 170(b)(1)(F) or 4942(g)(3) (see instructions)				
8 Excess distributions carryover from 2008 not applied on line 5 or line 7 (see instructions)				
9 Excess distributions carryover to 2014. Subtract lines 7 and 8 from line 6a				
10 Analysis of line 9				
a Excess from 2009				
b Excess from 2010				
c Excess from 2011				
d Excess from 2012				
e Excess from 2013				

Part XIV Private Operating Foundations (see instructions and Part VII-A, question 9)

N/A

1a If the foundation has received a ruling or determination letter that it is a private operating foundation, and the ruling is effective for 2013, enter the date of the ruling ▶

b Check box to indicate whether the foundation is a private operating foundation described in section ☐ 4942(j)(3) or ☐ 4942(j)(5)

	Tax year	Prior 3 years			(e) Total
	(a) 2013	(b) 2012	(c) 2011	(d) 2010	
2a Enter the lesser of the adjusted net income from Part I or the minimum investment return from Part X for each year listed					0
b 85% of line 2a					0
c Qualifying distributions from Part XII, line 4 for each year listed					0
d Amounts included in line 2c not used directly for active conduct of exempt activities					0
e Qualifying distributions made directly for active conduct of exempt activities Subtract line 2d from line 2c					0
3 Complete 3a, b, or c for the alternative test relied upon:					
a "Assets" alternative test—enter:					
(1) Value of all assets					0
(2) Value of assets qualifying under section 4942(j)(3)(B)(i)					0
b "Endowment" alternative test—enter 2/3 of minimum investment return shown in Part X, line 6 for each year listed					0
c "Support" alternative test—enter:					
(1) Total support other than gross investment income (interest, dividends, rents, payments on securities loans (section 512(a)(5)), or royalties)					0
(2) Support from general public and 5 or more exempt organizations as provided in section 4942(j)(3)(B)(iii)					0
(3) Largest amount of support from an exempt organization					0
(4) Gross investment income					0

Part XV Supplementary Information (Complete this part only if the foundation had \$5,000 or more in assets at any time during the year—see instructions.)

- 1 Information Regarding Foundation Managers:**
- a** List any managers of the foundation who have contributed more than 2% of the total contributions received by the foundation before the close of any tax year (but only if they have contributed more than \$5,000) (See section 507(d)(2))

NONE

- b** List any managers of the foundation who own 10% or more of the stock of a corporation (or an equally large portion of the ownership of a partnership or other entity) of which the foundation has a 10% or greater interest

NONE

2 Information Regarding Contribution, Grant, Gift, Loan, Scholarship, etc., Programs:

Check here ☒ if the foundation only makes contributions to preselected charitable organizations and does not accept unsolicited requests for funds. If the foundation makes gifts, grants, etc (see instructions) to individuals or organizations under other conditions, complete items 2a, b, c, and d

- a** The name, address, and telephone number or e-mail address of the person to whom applications should be addressed.

- b** The form in which applications should be submitted and information and materials they should include

- c** Any submission deadlines

- d** Any restrictions or limitations on awards, such as by geographical areas, charitable fields, kinds of institutions, or other factors

Part XV Supplementary Information (continued)**3 Grants and Contributions Paid During the Year or Approved for Future Payment**

Recipient Name and address (home or business)	If recipient is an individual, show any relationship to any foundation manager or substantial contributor	Foundation status of recipient	Purpose of grant or contribution	Amount
a <i>Paid during the year</i> See Attached Statement				
Total			▶ 3a	617,124
b <i>Approved for future payment</i> NONE				
Total			▶ 3b	0

Part XVI-A Analysis of Income-Producing Activities

Enter gross amounts unless otherwise indicated

Enter gross amounts unless otherwise indicated		Unrelated business income		Excluded by section 512, 513, or 514		(e) Related or exempt function income (See instructions)
		(a) Business code	(b) Amount	(c) Exclusion code	(d) Amount	
1	Program service revenue					
a						
b						
c						
d						
e						
f						
g	Fees and contracts from government agencies					
2	Membership dues and assessments					
3	Interest on savings and temporary cash investments					
4	Dividends and interest from securities			14	412,258	
5	Net rental income or (loss) from real estate					
a	Debt-financed property					
b	Not debt-financed property					
6	Net rental income or (loss) from personal property					
7	Other investment income					
8	Gain or (loss) from sales of assets other than inventory			18	298,800	
9	Net income or (loss) from special events					
10	Gross profit or (loss) from sales of inventory					
11	Other revenue a					
b						
c						
d						
e						
12	Subtotal. Add columns (b), (d), and (e)		0		711,058	0
13	Total. Add line 12, columns (b), (d), and (e)				711,058	711,058







(See worksheet in line 13 instructions to verify calculations)

Part XVI-B Relationship of Activities to the Accomplishment of Exempt Purposes

[illegible]

Part XVII Information Regarding Transfers To and Transactions and Relationships With Noncharitable Exempt Organizations

- | | | |
|-----|---|---|
| 1 | <p>Did the organization directly or indirectly engage in any of the following with any other organization described in section 501(c) of the Code (other than section 501(c)(3) organizations) or in section 527, relating to political organizations?</p> | |
| a | <p>Transfers from the reporting foundation to a noncharitable exempt organization of.</p> | |
| (1) | <p>Cash</p> | 1 |
| (2) | <p>Other assets</p> | 1 |
| b | <p>Other transactions</p> | |
| (1) | <p>Sales of assets to a noncharitable exempt organization</p> | 1 |
| (2) | <p>Purchases of assets from a noncharitable exempt organization</p> | 1 |
| (3) | <p>Rental of facilities, equipment, or other assets</p> | 1 |
| (4) | <p>Reimbursement arrangements</p> | 1 |
| (5) | <p>Loans or loan guarantees</p> | 1 |
| (6) | <p>Performance of services or membership or fundraising solicitations</p> | 1 |
| c | <p>Sharing of facilities, equipment, mailing lists, other assets, or paid employees</p> | |
| d | <p>If the answer to any of the above is "Yes," complete the following schedule. Column (b) should always show the fair market value of the goods, other assets, or services given by the reporting foundation. If the foundation received less than fair market value in any transaction or sharing arrangement, show in column (d) the value of the goods, other assets, or services received.</p> | |

	Yes	No
		
1a(1)		X
1a(2)		X
		
1b(1)		X
1b(2)		X
1b(3)		X
1b(4)		X
1b(5)		X
1b(6)		X
1c		X

[illegible]

- 2a** Is the foundation directly or indirectly affiliated with, or related to, one or more tax-exempt organizations described in section 501(c) of the Code (other than section 501(c)(3)) or in section 527? ☐ Yes ☒ No
- b** If "Yes," complete the following schedule

(a) Name of organization	(b) Type of organization	(c) Description of relationship

**Sign
Here**

Under penalties of perjury, I declare that I have examined this return, including accompanying schedules and statements, and to the best of my knowledge and belief, it is true, correct, and complete. Declaration of preparer (other than taxpayer) is based on all information of which preparer has any knowledge.


John A. Salento SVP Wells Fargo Bank N A
Signature of officer or trustee

3/31/2014
Date

SVP Wells Fargo Bank N A
Title

May the IRS discuss this return with the preparer shown below (see instructions)? ☒ Yes ☐ No

**Paid
Preparer
Use Only**

Print/Type preparer's name JOSEPH J CASTRIANO	Preparer's signature 	Date 3/31/2014	Check <input checked="checked" type="checkbox"/> if self-employed	PTIN P01251603
Firm's name ▶ PricewaterhouseCoopers, LLP			Firm's EIN ▶ 13-4008324	
Firm's address ▶ 600 GRANT STREET, PITTSBURGH, PA 15219-2777			Phone no 412-355-6000	

Continuation of Part XV, Line 3a (990-PF) - Grants and Contributions Paid During the Year

Recipient(s) paid during the year

Name

RENSSELAER POLYTECHNIC INSTITUTE

Street

110 8TH ST

City

TROY

State

NY

Zip Code

12180

Foreign Country**Relationship**

NONE

Foundation Status

PC

Purpose of grant/contribution

GENERAL SUPPORT GRANT

Amount

299,562

Name

ST PAULS EPISCOPAL CHURCH

Street

815 HIGH STREET

City

DES MOINES

State

IA

Zip Code

50309

Foreign Country**Relationship**

NONE

Foundation Status

PC

Purpose of grant/contribution

GENERAL SUPPORT GRANT

Amount

3,000

Name

IOWA HEALTH FOUNDATION

Street

2700 GRANT AVENUE SUITE 109

City

DES MOINES

State

IA

Zip Code

50312

Foreign Country**Relationship**

NONE

Foundation Status

PC

Purpose of grant/contribution

GENERAL SUPPORT GRANT

Amount

2,500

Name

UNITYPOINT

Street

1415 WOODLAND AVENUE

City

DES MOINES

State

IA

Zip Code

50309

Foreign Country**Relationship**

NONE

Foundation Status

PC

Purpose of grant/contribution

GENERAL SUPPORT GRANT

Amount

7,500

Name

DRAKE UNIVERSITY

Street

2507 UNIVERSITY AVE

City

DES MOINES

State

IA

Zip Code

50311

Foreign Country**Relationship**

NONE

Foundation Status

PC

Purpose of grant/contribution

GENERAL SUPPORT GRANT

Amount

299,562

Name

IOWA EPISCOPATE FUND

Street

225 37TH ST

City

DES MOINES

State

IA

Zip Code

50312

Foreign Country**Relationship**

NONE

Foundation Status

PC

Purpose of grant/contribution

GENERAL SUPPORT GRANT

Amount

3,000

Continuation of Part XV, Line 3a (990-PF) - Grants and Contributions Paid During the Year

Recipient(s) paid during the year

Name

YMCA

Street

101 LOCUST ST

City

DES MOINES

State

IA

Zip Code

50309

Foreign Country

Relationship

NONE

Foundation Status

PC

Purpose of grant/contribution

GENERAL SUPPORT GRANT

Amount

2,000

Name

Street

City

State

Zip Code

Foreign Country

Relationship

Foundation Status

Purpose of grant/contribution

Amount

Name

Street

City

State

Zip Code

Foreign Country

Relationship

Foundation Status

Purpose of grant/contribution

Amount

Name

Street

City

State

Zip Code

Foreign Country

Relationship

Foundation Status

Purpose of grant/contribution

Amount

Name

Street

City

State

Zip Code

Foreign Country

Relationship

Foundation Status

Purpose of grant/contribution

Amount

Name

Street

City

State

Zip Code

Foreign Country

Relationship

Foundation Status

Purpose of grant/contribution

Amount

Part I, Line 6 (990-PF) - Gain/Loss from Sale of Assets Other Than Inventory

										Totals	Gross Sales	Cost Other Basis and Expenses		Net Gain or Loss	
Long Term CG Distributions										Capital Gains/Losses	3,016,904	2,718,104		298,800	
Short Term CG Distributions										Other sales	0	0		0	
Check "X" to include in Part IV	Description	CUSIP #	Purchaser	Check "X" if Purchaser is a Business	Date Acquired	Acquisition Method	Date Sold	Gross Sales Price	Cost or Other Basis	Valuation Method	Expense of Sale and Cost of Improvements	Depreciation	Adjustments	Net Gain or Loss	
1	X	CARNIVAL CORP	143658300		10/28/2002		2/6/2013	117,436	83,472					0	33,966
2	X	CHAMBERS STREET PROPER	157842105		5/28/2004		7/8/2013	2						0	2
3	X	CHEVRON CORP	166754100		10/28/2002		8/18/2013	72,971	22,095					0	50,876
4	X	CISCO SYSTEMS INC 5.500%	17275RAC6		11/28/2008		11/8/2013	83,124	78,230					0	8,894
5	X	DIAMOND HILL LONG-SHORT	25264S833		8/7/2008		12/12/2013	137,878	109,487					0	28,391
6	X	DIAMOND HILL LONG-SHORT	25264S833		12/18/2008		12/12/2013	1,656	1,079					0	577
7	X	DIAMOND HILL LONG-SHORT	25264S833		9/18/2009		12/12/2013	140,575	100,000					0	40,575
8	X	DIAMOND HILL LONG-SHORT	25264S833		10/8/2009		12/12/2013	119,872	85,000					0	34,872
9	X	DREYFUS INTERNATL BOND	281806668		10/2/2012		5/20/2013	70,000	73,031					0	-3,031
10	X	DREYFUS INTERNATL BOND	281806668		10/2/2012		8/12/2013	47,812	51,015					0	-3,103
11	X	DREYFUS INTERNATL BOND	281806668		10/2/2012		8/12/2013	47,304	50,954					0	-3,650
12	X	FHLMC POOL #G01665 5.500	31283H265		8/17/2011		2/15/2013	1,482	1,618					0	-136
13	X	FHLMC POOL #G01665 5.500	31283H265		8/17/2011		3/15/2013	1,408	1,556					0	-148
14	X	FHLMC POOL #G01665 5.500	31283H265		8/17/2011		4/15/2013	1,427	1,577					0	-150
15	X	FHLMC POOL #G01665 5.500	31283H265		8/17/2011		5/15/2013	1,382	1,527					0	-145
16	X	FHLMC POOL #G01665 5.500	31283H265		8/17/2011		6/15/2013	1,343	1,484					0	-141
17	X	FHLMC POOL #G01665 5.500	31283H265		8/17/2011		7/15/2013	1,230	1,359					0	-129
18	X	FHLMC POOL #G01665 5.500	31283H265		8/17/2011		8/15/2013	1,280	1,425					0	-145
19	X	FHLMC POOL #G01665 5.500	31283H265		8/17/2011		9/15/2013	1,205	1,332					0	-127
20	X	FHLMC POOL #G01665 5.500	31283H265		8/17/2011		10/15/2013	808	893					0	-85
21	X	FHLMC POOL #G01665 5.500	31283H265		8/17/2011		11/15/2013	844	932					0	-88
22	X	FHLMC POOL #G01665 5.500	31283H265		8/17/2011		12/15/2013	621	686					0	-65
23	X	FHLMC POOL #G01665 5.500	31283H265		8/17/2011		1/15/2014	632	698					0	-66
24	X	FHLMC POOL #G05253 5.000	3128M7E28		8/17/2011		2/15/2013	1,786	1,935					0	-149
25	X	FHLMC POOL #G05253 5.000	3128M7E28		8/17/2011		3/15/2013	1,571	1,706					0	-135
26	X	FHLMC POOL #G05253 5.000	3128M7E28		8/17/2011		4/15/2013	1,510	1,645					0	-135
27	X	FHLMC POOL #G05253 5.000	3128M7E28		8/17/2011		5/15/2013	1,483	1,607					0	-124
28	X	FHLMC POOL #G05253 5.000	3128M7E28		8/17/2011		6/15/2013	1,371	1,486					0	-115
29	X	FHLMC POOL #G05253 5.000	3128M7E28		8/17/2011		7/15/2013	1,225	1,328					0	-103
30	X	FHLMC POOL #G05253 5.000	3128M7E28		8/17/2011		8/15/2013	1,207	1,308					0	-101
31	X	APPLE INC	037833100		8/6/2008		8/18/2013	108,526	41,039					0	67,487
32	X	CIVICARIMARK CORPORATE	126550100		1/11/2008		8/18/2013	29,855	11,802					0	18,053
33	X	FHLMC POOL #G05253 5.000	3128M7E28		8/17/2011		8/15/2013	944	1,023					0	-79
34	X	FHLMC POOL #G05253 5.000	3128M7E28		8/17/2011		10/15/2013	644	698					0	-54
35	X	FHLMC POOL #G05253 5.000	3128M7E28		8/17/2011		11/15/2013	482	533					0	-51
36	X	FHLMC POOL #G05253 5.000	3128M7E28		8/17/2011		12/15/2013	482	523					0	-41
37	X	FHLMC POOL #G05253 5.000	3128M7E28		8/17/2011		1/15/2014	540	585					0	-45
38	X	GOVT NATL MTG ASSN 1.98%	38378BW08		2/21/2013		3/18/2013	109	110					0	-1
39	X	GOVT NATL MTG ASSN 1.98%	38378BW08		2/21/2013		4/18/2013	109	111					0	-2
40	X	GOVT NATL MTG ASSN 1.98%	38378BW08		2/21/2013		5/18/2013	106	111					0	-5
41	X	GOVT NATL MTG ASSN 1.98%	38378BW08		2/21/2013		6/18/2013	110	111					0	-1
42	X	GOVT NATL MTG ASSN 1.98%	38378BW08		2/21/2013		7/18/2013	110	111					0	-1
43	X	GOVT NATL MTG ASSN 1.98%	38378BW08		2/21/2013		8/18/2013	110	112					0	-2
44	X	GOVT NATL MTG ASSN 1.98%	38378BW08		2/21/2013		9/18/2013	111	112					0	-1
45	X	GOVT NATL MTG ASSN 1.98%	38378BW08		2/21/2013		10/18/2013	111	112					0	-1
46	X	GOVT NATL MTG ASSN 1.98%	38378BW08		2/21/2013		11/18/2013	111	113					0	-2
47	X	GOVT NATL MTG ASSN 1.98%	38378BW08		2/21/2013		12/18/2013	111	113					0	-2
48	X	HUSSMAN STRATEGIC GROW	448108100		11/14/2008		9/26/2013	19,583	23,065					0	-3,482
49	X	HUSSMAN STRATEGIC GROW	448108100		9/16/2009		9/26/2013	4,673	5,972					0	-1,299
50	X	HUSSMAN STRATEGIC GROW	448108100		10/8/2009		9/26/2013	129,507	185,000					0	-55,493
51	X	JPMORGAN HIGH YIELD FUND	4812C0803		2/3/2011		5/20/2013	45,378	45,000					0	378
52	X	JPMORGAN HIGH YIELD FUND	4812C0803		8/3/2011		5/20/2013	34,622	34,211					0	411
53	X	JPMORGAN HIGH YIELD FUND	4812C0803		3/16/2011		5/28/2013	20,168	20,000					0	168
54	X	JPMORGAN HIGH YIELD FUND	4812C0803		6/3/2011		5/28/2013	795	788					0	7
55	X	JPMORGAN HIGH YIELD FUND	4812C0803		11/2/2011		5/28/2013	37,414	35,000					0	2,414
56	X	JPMORGAN HIGH YIELD FUND	4812C0803		4/11/2012		5/28/2013	15,894	15,000					0	894
57	X	JPMORGAN HIGH YIELD FUND	4812C0803		12/8/2011		5/28/2013	15,629	14,471					0	1,158
58	X	FNMA POOL #257207 6.000%	31371NU86		8/22/2011		3/25/2013	977	1,086					0	-109
59	X	FNMA POOL #257207 6.000%	31371NU86		8/22/2011		4/25/2013	709	788					0	-79
60	X	FNMA POOL #257207 6.000%	31371NU86		8/22/2011		5/25/2013	528	587					0	-59
61	X	FNMA POOL #257207 6.000%	31371NU86		8/22/2011		6/25/2013	1,206	1,340					0	-134
62	X	FNMA POOL #257207 6.000%	31371NU86		8/22/2011		7/25/2013	703	781					0	-78
63	X	FNMA POOL #257207 6.000%	31371NU86		8/22/2011		8/25/2013	550	612					0	-62
64	X	FNMA POOL #257207 6.000%	31371NU86		8/22/2011		9/25/2013	672	748					0	-74
65	X	FNMA POOL #257207 6.000%	31371NU86		8/22/2011		10/25/2013	753	837					0	-84
66	X	FNMA POOL #257207 6.000%	31371NU86		8/22/2011		11/25/2013	462	514					0	-52
67	X	FNMA POOL #257207 6.000%	31371NU86		8/22/2011		12/25/2013	484	515					0	-31
68	X	FNMA POOL #257207 6.000%	31371NU86		8/22/2011		1/25/2014	489	521					0	-32

Part I, Line 6 (990-PF) - Gain/Loss from Sale of Assets Other Than Inventory

			Amount				Totals		Gross Sales		Cost, Other Basis and Expenses		Net Gain or Loss	
Long Term CG Distributions			41,295				Capital Gains/Losses		3,018,804		2,718,104		298,800	
Short Term CG Distributions							Other sales		0		0		0	
Check "X" to include in Part IV	Description	CUSIP #	Purchaser	Check "X" if Purchaser is a Business	Date Acquired	Acquisition Method	Date Sold	Gross Sales Price	Cost or Other Basis	Valuation Method	Expense of Sale and Cost of Improvements	Depreciation	Adjustments	Net Gain or Loss
69	X	FNMA POOL #257571 4.500%	31371PCG3		8/17/2011		2/25/2013	1,828	1,934				0	-126
70	X	FNMA POOL #257571 4.500%	31371PCG3		8/17/2011		2/25/2013	963	1,029				0	-66
71	X	FNMA POOL #257571 4.500%	31371PCG3		8/17/2011		2/25/2013	1,223	1,306				0	-83
72	X	FNMA POOL #257571 4.500%	31371PCG3		8/17/2011		2/25/2013	1,905	2,036				0	-131
73	X	FNMA POOL #257571 4.500%	31371PCG3		8/17/2011		2/25/2013	2,602	2,781				0	-179
74	X	FNMA POOL #257571 4.500%	31371PCG3		8/17/2011		2/25/2013	2,355	2,517				0	-162
75	X	FNMA POOL #257571 4.500%	31371PCG3		8/17/2011		8/25/2013	834	891				0	-57
76	X	FNMA POOL #257571 4.500%	31371PCG3		8/17/2011		9/25/2013	601	647				0	-46
77	X	FNMA POOL #257571 4.500%	31371PCG3		8/17/2011		10/25/2013	642	686				0	-44
78	X	FNMA POOL #257571 4.500%	31371PCG3		8/17/2011		11/25/2013	626	669				0	-43
79	X	FNMA POOL #257571 4.500%	31371PCG3		8/17/2011		12/25/2013	144	153				0	-9
80	X	FED NATL MTG ASSN 3.00%	3136AF009		11/7/2013		12/25/2013	713	727				0	-14
81	X	FNMA POOL #257207 6.00%	31371NU86		8/22/2011		2/25/2013	1,342	1,491				0	-149
82	X	FNMA POOL #257571 4.500%	31371PCG3		8/17/2011		12/5/2014	430	460				0	-30
83	X	FNMA POOL #828348 5.00%	31407EHX4		9/21/2011		2/25/2013	2,161	2,345				0	-184
84	X	FNMA POOL #828348 5.00%	31407EHX4		9/21/2011		2/25/2013	2,586	2,806				0	-220
85	X	FNMA POOL #828348 5.00%	31407EHX4		9/21/2011		4/25/2013	2,217	2,427				0	-210
86	X	FNMA POOL #828348 5.00%	31407EHX4		9/21/2011		5/25/2013	2,474	2,684				0	-210
87	X	FNMA POOL #828348 5.00%	31407EHX4		9/21/2011		6/25/2013	2,351	2,551				0	-200
88	X	FNMA POOL #828348 5.00%	31407EHX4		9/21/2011		7/25/2013	2,045	2,219				0	-174
89	X	FNMA POOL #828348 5.00%	31407EHX4		9/21/2011		8/25/2013	2,309	2,505				0	-196
90	X	FNMA POOL #828348 5.00%	31407EHX4		9/21/2011		9/25/2013	1,752	1,900				0	-148
91	X	FNMA POOL #828348 5.00%	31407EHX4		9/21/2011		10/25/2013	1,261	1,368				0	-108
92	X	FNMA POOL #828348 5.00%	31407EHX4		9/21/2011		11/25/2013	1,106	1,206				0	-100
93	X	FNMA POOL #828348 5.00%	31407EHX4		9/21/2011		12/25/2013	554	601				0	-47
94	X	FNMA POOL #828348 5.00%	31407EHX4		9/21/2011		1/25/2014	755	819				0	-64
95	X	LAUDUS MONDRIAN INTL FIH	518550655		3/18/2011		4/5/2013	54,871	60,000				0	-5,129
96	X	LAUDUS MONDRIAN INTL FIH	518550655		11/3/2011		4/5/2013	14,950	16,700				0	-1,750
97	X	WESTERN ASSET EMRG MKI	52489F481		5/18/2012		4/5/2013	10,737	10,000				0	737
98	X	WESTERN ASSET EMRG MKI	52489F481		10/2/2012		4/5/2013	24,915	25,000				0	-85
99	X	WESTERN ASSET EMRG MKI	52489F481		12/8/2011		4/5/2013	39,348	39,244				0	3,105
100	X	WESTERN ASSET EMRG MKI	52489F481		12/8/2011		5/20/2013	4,076	3,756				0	322
101	X	WESTERN ASSET EMRG MKI	52489F481		11/10/2012		5/20/2013	922	840				0	82
102	X	LOWE S COMPANIES INC 5.00	548661CH8		11/3/2005		8/8/2013	109,301	68,305				0	40,996
103	X	VR ORACLE CORP 0.824%	68389XAR6		7/6/2013		11/15/2013	35,182	35,000				0	182
104	X	PIMCO FOREIGN BD FD USD	693390882		4/11/2012		5/20/2013	30,056	30,000				0	56
105	X	PIMCO FOREIGN BD FD USD	693390882		5/18/2012		5/20/2013	703	703				0	0
106	X	PIMCO FOREIGN BD FD USD	693390882		10/7/2011		5/20/2013	19,242	18,939				0	303
107	X	PIMCO FOREIGN BD FD USD	693390882		10/7/2011		11/7/2013	11,040	11,081				0	-41
108	X	PIMCO FOREIGN BD FD USD	693390882		12/8/2011		11/7/2013	38,960	38,814				0	146
109	X	PIMCO EMERG MKTS BD-INS	693391559		7/24/2012		4/5/2013	50,000	48,382				0	1,618
110	X	PIMCO COMMODITY REAL RE	722005667		9/15/2009		9/28/2013	93,081	125,000				0	-31,919
111	X	PIMCO COMMODITY REAL RE	722005667		12/8/2009		9/28/2013	1,149	1,808				0	-659
112	X	PIMCO COMMODITY REAL RE	722005667		12/28/2009		9/28/2013	50,474	75,000				0	-24,526
113	X	PIMCO COMMODITY REAL RE	722005667		12/7/2011		9/28/2013	3,439	4,547				0	-1,108
114	X	PIMCO COMMODITY REAL RE	722005667		3/27/2012		9/28/2013	42,268	50,000				0	-7,732
115	X	PIMCO COMMODITY REAL RE	722005667		12/12/2012		9/28/2013	1,848	2,301				0	-453
116	X	PIMCO COMMODITY REAL RE	722005667		12/12/2012		9/28/2013	0	0				0	0
117	X	PRECISION CASTPARTS CORP	740189105		8/5/2008		8/15/2013	44,031	19,520				0	24,511
118	X	PRINCIPAL PREFERRED SEC	742530416		4/11/2012		9/13/2013	25,301	25,000				0	301
119	X	PRINCIPAL PREFERRED SEC	742530416		7/24/2012		9/13/2013	29,734	30,000				0	-266
120	X	PRINCIPAL PREFERRED SEC	742530416		5/20/2013		9/13/2013	18,596	20,000				0	-1,404
121	X	PUERTO RICO COMM LTH 3.6	745177EW1		5/18/2011		5/7/2013	40,178	40,021				0	157
122	X	RIDGEWORTH SEIX HY BD-1#	766281645		11/3/2012		8/9/2013	30,817	35,000				0	-4,183
123	X	RIDGEWORTH SEIX HY BD-1#	766281645		11/10/2012		8/9/2013	47,558	45,000				0	2,558
124	X	RIDGEWORTH SEIX HY BD-1#	766281645		4/11/2012		8/9/2013	3,637	3,485				0	152
125	X	RIDGEWORTH SEIX HY BD-1#	766281645		8/19/2011		8/9/2013	11,893	11,206				0	687
126	X	RIDGEWORTH SEIX HY BD-1#	766281645		8/19/2011		9/15/2013	25,127	23,794				0	1,333
127	X	RIDGEWORTH SEIX HY BD-1#	766281645		10/7/2011		9/15/2013	38,878	35,000				0	3,878
128	X	RIDGEWORTH SEIX HY BD-1#	766281645		11/22/2011		8/15/2013	21,870	20,000				0	1,870
129	X	RIDGEWORTH SEIX HY BD-1#	766281645		12/8/2011		8/15/2013	16,010	15,000				0	1,010
130	X	RIO TINTO FIN USA LT 3.750%	767201AO9		9/14/2011		13/1/2013	26,442	24,939				0	1,503
131	X	TEVA PHARMACEUTICAL IND	861824209		12/23/2009		8/27/2013	38,468	56,020				0	-17,552
132	X	FNMA POOL #MA0616 4.00%	31417YVJ3		11/7/2012		2/25/2013	1,687	1,808				0	-121
133	X	FNMA POOL #MA0616 4.00%	31417YVJ3		11/7/2012		3/25/2013	1,533	1,750				0	-217
134	X	FNMA POOL #MA0616 4.00%	31417YVJ3		11/7/2012		4/25/2013	1,442	1,548				0	-104
135	X	FNMA POOL #MA0616 4.00%	31417YVJ3		11/7/2012		5/25/2013	1,505	1,613				0	-108
136	X	FNMA POOL #MA0616 4.00%	31417YVJ3		11/7/2012		9/25/2013	1,280	1,372				0	-92

Part I, Line 6 (990-PF) - Gain/Loss from Sale of Assets Other Than Inventory

										Totals	Gross Sales	Cost, Other Basis and Expenses		Net Gain or Loss	
										Capital Gains/Losses	3,018,904	2,718,104		298,800	
										Other sales	0	0		0	
Check "X" to include in Part IV	Description	CUSIP #	Purchaser	Check "X" if Purchaser is a Business	Date Acquired	Acquisition Method	Date Sold	Gross Sales Price	Cost or Other Basis	Valuation Method	Expense of Sale and Cost of Improvements	Depreciation	Adjustments	Net Gain or Loss	
	Long Term CG Distributions	41,295													
	Short Term CG Distributions														
137	X FNMA POOL #MA0618 4.000	31417YVJ3			11/7/2012		7/25/2013	1,367	1,465				0	-98	
138	X FNMA POOL #MA0618 4.000	31417YVJ3			11/7/2012		8/25/2013	1,186	1,271				0	-85	
139	X FNMA POOL #MA0618 4.000	31417YVJ3			11/7/2012		8/25/2013	744	797				0	-53	
140	X FNMA POOL #MA0618 4.000	31417YVJ3			11/7/2012		10/25/2013	736	788				0	-52	
141	X FNMA POOL #MA0618 4.000	31417YVJ3			11/7/2012		11/25/2013	547	588				0	-39	
142	X FNMA POOL #MA0618 4.000	31417YVJ3			11/7/2012		12/25/2013	543	582				0	-39	
143	X FNMA POOL #MA0618 4.000	31417YVJ3			11/7/2012		1/25/2014	508	544				0	-36	
144	X GNMA POOL #604048 5.500	36200MBP7			8/22/2011		2/15/2013	618	691				0	-73	
145	X GNMA POOL #604048 5.500	36200MBP7			8/22/2011		2/15/2013	477	534				0	-57	
146	X GNMA POOL #604048 5.500	36200MBP7			8/22/2011		4/15/2013	734	822				0	-88	
147	X GNMA POOL #604048 5.500	36200MBP7			8/22/2011		5/15/2013	675	758				0	-81	
148	X GNMA POOL #604048 5.500	36200MBP7			8/22/2011		8/15/2013	618	689				0	-71	
149	X GNMA POOL #604048 5.500	36200MBP7			8/22/2011		7/15/2013	827	926				0	-99	
150	X GNMA POOL #604048 5.500	36200MBP7			8/22/2011		8/15/2013	582	652				0	-70	
151	X GNMA POOL #604048 5.500	36200MBP7			8/22/2011		9/15/2013	417	467				0	-50	
152	X GNMA POOL #604048 5.500	36200MBP7			8/22/2011		10/15/2013	422	472				0	-50	
153	X GNMA POOL #604048 5.500	36200MBP7			8/22/2011		11/15/2013	565	632				0	-67	
154	X GNMA POOL #604048 5.500	36200MBP7			8/22/2011		12/15/2013	657	725				0	-68	
155	X GNMA POOL #604048 5.500	36200MBP7			8/22/2011		1/15/2014	347	388				0	-41	
156	X GNMA POOL #734431 4.500	3620AM4Q2			8/22/2011		2/15/2013	880	956				0	-76	
157	X GNMA POOL #734431 4.500	3620AM4Q2			8/22/2011		3/15/2013	902	980				0	-78	
158	X GNMA POOL #734431 4.500	3620AM4Q2			8/22/2011		4/15/2013	1,796	1,850				0	-54	
159	X GNMA POOL #734431 4.500	3620AM4Q2			8/22/2011		5/15/2013	918	997				0	-79	
160	X GNMA POOL #734431 4.500	3620AM4Q2			8/22/2011		6/15/2013	1,319	1,432				0	-113	
161	X GNMA POOL #734431 4.500	3620AM4Q2			8/22/2011		7/15/2013	509	553				0	-44	
162	X GNMA POOL #734431 4.500	3620AM4Q2			8/22/2011		8/15/2013	869	944				0	-75	
163	X GNMA POOL #734431 4.500	3620AM4Q2			8/22/2011		8/15/2013	1,343	1,458				0	-115	
164	X GNMA POOL #734431 4.500	3620AM4Q2			8/22/2011		10/15/2013	920	999				0	-79	
165	X GNMA POOL #734431 4.500	3620AM4Q2			8/22/2011		11/15/2013	49	53				0	-4	
166	X GNMA POOL #734431 4.500	3620AM4Q2			8/22/2011		12/15/2013	451	490				0	-39	
167	X GNMA POOL #734431 4.500	3620AM4Q2			8/22/2011		1/15/2014	49	54				0	-5	
168	X GILEAD SCIENCES INC	375538103			8/5/2008		8/18/2013	103,823	59,699				0	47,214	
169	X THERMO FISHER SCIENTIFIC	863556102			8/5/2008		8/18/2013	75,187	53,427				0	21,770	
170	X US TREASURY NOTE 3.125	912828QN3			8/21/2012		8/8/2013	26,787	28,094				0	-1,327	
171	X US TREASURY NOTE 3.125	912828QN3			8/21/2012		10/23/2013	26,994	28,094				0	-1,100	
172	X UNUM GROUP 5.750%	91528XAJ5			8/20/2012		3/20/2013	42,870	39,792				0	2,878	
173	X VANGUARD GNMA FUND-A01	922031794			1/4/2012		5/28/2013	62,360	65,000				0	-2,640	
174	X VANGUARD GNMA FUND-A01	922031794			1/10/2012		5/28/2013	24,006	25,000				0	-994	
175	X WELLS FARGO ADV INTL BON	949850582			5/20/2013		8/12/2013	49,120	50,135				0	-1,015	
176	X WELLS FARGO ADV INTL BON	949850582			5/20/2013		11/7/2013	49,207	49,885				0	-658	
177	X WESTPAC BANKING CORP 1	981214BW2			9/18/2012		8/8/2013	50,260	49,858				0	402	

Part I, Line 16a (990-PF) - Legal Fees

		3,513	0	0	3,513
Description		Revenue and Expenses per Books	Net Investment Income	Adjusted Net Income	Disbursements for Charitable Purposes (Cash Basis Only)
1	Legal Fees	3,513			3,513

Part I, Line 16b (990-PF) - Accounting Fees

		1,112	0	0	1,112
Description		Revenue and Expenses per Books	Net Investment Income	Adjusted Net Income	Disbursements for Charitable Purposes (Cash Basis Only)
1	TAX PREP FEES	1,112			1,112

Part I, Line 18 (990-PF) - Taxes

		13,433	3,624	0	0
Description		Revenue and Expenses per Books	Net Investment Income	Adjusted Net Income	Disbursements for Charitable Purposes
1	Foreign Tax Withheld	3,624	3,624		
2	PY Excise Tax Due	3,006			
3	Estimated Excise Payments	6,803			

Part I, Line 23 (990-PF) - Other Expenses

		991	991	0	0
Description		Revenue and Expenses per Books	Net Investment Income	Adjusted Net Income	Disbursements for Charitable Purposes
1	ADR Fees	38	38		
2	Investment Expense	953	953		

Part II, Line 13 (990-PF) - Investments - Other

		10,584,291	10,622,708	13,923,624	
	Asset Description	Basis of Valuation	Book Value Beg. of Year	Book Value End of Year	FMV End of Year
1				0	
2	WESTERN ASSET EMRG MK DEBT-I 890		0	59,160	56,932
3	CA INC 5 375% 12/01/19		0	54,644	55,596
4	DREYFUS EMG MKT DEBT LOC C-I 6083		0	189,190	178,443
5	ISHARES S&P/CITI 1-3 INT TRE		0	137,021	137,265
6	PIMCO EMERGING LOCAL BOND IS 332		0	189,449	166,164
7	FHLMC POOL G01665 5 500% 3/01/34		0	26,104	25,977
8	PIMCO EMERG MKTS BD-INST 137		0	61,618	56,379
9	EATON VANCE FLOATING RATE FD-I 924		0	130,000	129,731
10	US TREASURY NOTE 2 375% 7/31/17		0	26,325	26,123
11	BORGWARNER INC 4 625% 9/15/20		0	51,779	52,854
12	EDISON INTERNATIONAL 3 750% 9/15/17		0	19,962	20,960
13	TELEFONICA EMISIONES 5 462% 2/16/21		0	48,276	52,757
14	BP CAPITAL MARKETS 3 200% 3/11/16		0	53,018	52,504
15	JPMORGAN CHASE & CO 4 625% 5/10/21		0	109,526	107,800
16	GREAT PLAINS ENERGY 4 850% 6/01/21		0	67,694	68,487
17	SPECTRA ENERGY PARTN 2 950% 6/15/1		0	19,956	20,761
18	FHLMC POOL G05253 5 000% 2/01/39		0	18,046	17,934
19	JPMORGAN HIGH YIELD FUND SS 3580		0	90,529	94,968
20	PROVINCE OF QUEBEC 2 750% 8/25/21		0	124,512	120,594
21	GNMA POOL 734431 4 500% 5/15/41		0	33,710	33,390
22	FNMA POOL 828346 5 000% 7/01/35		0	26,465	26,478
23	SIMON PROPERTY GROUP 3 375% 3/15/2		0	102,342	97,468
24	OMNICOM GROUP INC 3 625% 5/01/22		0	50,693	48,420
25	GENERAL ELEC CAP COR 2 300% 4/27/17		0	39,948	41,115
26	GUAM GOVT BUSINESS 2 933% 1/01/17		0	50,000	48,716
27	BUNGE LIMITED FINANC 3 200% 6/15/17		0	49,904	51,424
28	CATERPILLAR INC 1 500% 6/26/17		0	34,958	34,830
29	CENTERPOINT ENER HOU 3 550% 8/01/4		0	74,808	61,564
30	AIR PRODUCTS & CHEMI 1 200% 10/15/17		0	59,938	58,718
31	FNMA POOL MA0616 4 000% 1/01/31		0	39,371	38,377
32	COMPUTER SCIENCES CO 2 500% 9/15/1		0	39,972	40,829
33	FISERV INC 3 500% 10/01/22		0	49,770	46,430
34	AVNET INC 4 875% 12/01/22		0	24,947	25,105
35	CHEVRON CORP 1 104% 12/05/17		0	25,000	24,450
36	BROWN-FORMAN CORP 1 000% 1/15/18		0	24,917	24,106
37	TAMPA-HILLSBOROUGH 1 790% 7/01/17		0	25,000	24,204
38	WESTPAC BANKING CORP 1 600% 1/12/1		0	24,993	24,628
39	GOVT NATL MTG ASSN 1 983% 5/16/45		0	58,854	55,887
40	VR GENERAL ELEC CAP 0 9931% 4/02/18		0	60,000	60,476
41	FLORIDA ST HURRICANE 2 107% 7/01/18		0	35,000	34,112
42	TARGET CORP 6 000% 1/15/18		0	198,388	230,966
43	WFA SHRT TRM HI YLD-INS #3170		0	201,790	203,021
44	VERIZON COMMUNICATIO 4 500% 9/15/20		0	24,968	26,764
45	PEMBROKE PINES FL CO 3 583% 10/01/19		0	25,000	24,992
46	VR BANK OF AMERICA 1 27713% 1/15/19		0	50,000	50,391

Part II, Line 13 (990-PF) - Investments - Other

		10,584,291	10,622,708	13,923,624	
	Asset Description	Basis of Valuation	Book Value Beg. of Year	Book Value End of Year	FMV End of Year
47	GNMA POOL 604046 5 500% 2/15/33		0	17,144	16,956
48	E I DU PONT DE NEMO 6 000% 7/15/18		0	199,916	232,186
49	MOSAIC CO 4 250% 11/15/23		0	75,300	74,070
50	FED NATL MTG ASSN 3 000% 2/25/43		0	72,349	70,906
51	AFLAC INC		0	46,903	78,624
52	ABBOTT LABORATORIES		0	39,086	61,328
53	APPLE COMPUTER INC COM		0	85,689	292,852
54	BAXTER INTL INC COM		0	38,450	37,766
55	BRISTOL MYERS SQUIBB CO		0	44,600	106,300
56	CVS/CAREMARK CORPORATION		0	70,815	214,710
57	CATERPILLAR INC		0	75,826	99,891
58	CELGENE CORP COM		0	83,382	182,485
59	CISCO SYSTEMS INC		0	139,769	134,580
60	DEERE & CO		0	102,225	136,995
61	DIAGEO PLC - ADR		0	74,058	132,420
62	ECOLAB INC		0	77,162	177,259
63	GILEAD SCIENCES INC		0	111,464	295,744
64	INTEL CORP		0	97,815	116,798
65	JOHNSON & JOHNSON		0	2,400	190,416
66	MERGER FD SH BEN INT 260		0	100,000	100,439
67	MICROSOFT CORP		0	112,961	155,476
68	NESTLE S A REGISTERED SHARES - ADR		0	85,212	140,483
69	ORACLE CORPORATION		0	49,140	76,520
70	PEPSICO INC		0	60,167	114,042
71	QUALCOMM INC		0	78,102	103,950
72	ROYCE PENNSYLVANIA MUT FD-INV 260		0	75,000	93,537
73	SCHLUMBERGER LTD		0	96,726	90,110
74	THERMO FISHER SCIENTIFIC INC		0	79,073	144,198
75	UNION PACIFIC CORP		0	114,394	233,856
76	UNITED TECHNOLOGIES CORP		0	52,700	193,460
77	PRECISION CASTPARTS CORP		0	78,078	215,440
78	EXXON MOBIL CORPORATION		0	62,838	182,160
79	TARGET CORP		0	63,168	151,848
80	PIMCO MODERATE DURATION-INST 120		0	200,000	189,427
81	UNITEDHEALTH GROUP INC		0	57,996	135,540
82	BHP BILLITON LIMITED		0	91,945	68,200
83	ISHARES RUSSELL 2000 VALUE INDEX FD		0	104,662	119,400
84	JPMORGAN CHASE & CO		0	41,677	58,480
85	NEUBERGER BERMAN GEN INSTL CL 122		0	75,000	95,386
86	EATON VANCE GLOBAL MACRO - I		0	150,000	150,159
87	ACCENTURE PLC		0	75,945	151,203
88	DODGE & COX INT'L STOCK FD 1048		0	148,305	188,417
89	CHEVRON CORP		0	62,348	212,347
90	JP MORGAN MID CAP VALUE-I 758		0	50,000	69,107
91	BERSHIRE HATHAWAY INC		0	82,325	148,200
92	SPDR S&P MIDCAP 400 ETF TRUST		0	153,230	470,085

Part II, Line 13 (990-PF) - Investments - Other

		10,584,291	10,622,708	13,923,624	
	Asset Description	Basis of Valuation	Book Value Beg. of Year	Book Value End of Year	FMV End of Year
93	ASG GLOBAL ALTERNATIVES-Y 1993		0	153,914	152,447
94	THORNBURG INTL VALUE FUND-CL I 209		0	150,000	176,855
95	WELLS FARGO ADV EMG MK E-INS 4146		0	155,000	147,960
96	PRINCIPAL MIDCAP BLEND FD-IN 4749		0	100,000	116,752
97	VANGUARD REIT VIPER		0	98,868	90,384
98	OPPENHEIMER DEVELOPING MKT-Y 788		0	140,000	159,899
99	POWERSHARES LISTED PRIVATE EQUITY		0	156,887	196,020
100	TRAVELERS COS INC		0	65,406	169,672
101	KRAFT FOODS GROUP INC		0	21,061	35,904
102	MONDELEZ INTERNATIONAL INC		0	38,998	70,600
103	WESTERN ASSET SHRT-TRM BND-I		0	200,000	198,642
104	ABBVIE INC		0	42,386	84,496
105	SPDR DJ WILSHIRE INTERNATIONAL REA		0	99,876	98,880
106	WFA ASSET ALLOCATION-INS #3169		0	240,000	275,719
107	ROBECO BP LNG/SHRT RES-INS		0	100,000	111,687
108	MADISON MID CAP FUND-Y		0	50,000	59,236
109	CHAMBERS STREET PROPERTIES		0	862,050	944,385
110	ELEMENTS ROGERS TOTAL RETURN		0	192,696	188,008
111	RIDGEWORTH SEIX HY BD-I 5855		0	100,000	97,996
112	IVY ASSET STRATEGY FUND CLASS I 473		0	200,000	252,681
113	AMERICAN EUROPACIFIC GRTH CL F2 61		0	140,000	163,242
114	PIMCO FOREIGN BD FD USD H-INST 103		0	140,048	141,099
115	FNMA POOL 257207 6 000% 5/01/38		0	14,999	14,938
116	FNMA POOL 257571 4 500% 1/01/39		0	16,068	15,934
117	ARTIO GLOBAL HIGH INCOME-I 1525		0	80,000	77,756
118	MORGAN STANLEY 7 300% 5/13/19		0	121,788	121,441
119	ORACLE CORP 5 000% 7/08/19		0	57,130	56,604
120	KINDER MORGAN ENER 7 750% 3/15/32		0	122,643	121,541

Part III (990-PF) - Changes in Net Assets or Fund Balances

Line 3 - Other increases not included in Part III, Line 2

1	Cost Basis Adjustment	1	1,472
2	Mutual Fund & CTF Income Additions	2	24,147
3	Total	3	25,619

Line 5 - Decreases not included in Part III, Line 2

1	Mutual Fund & CTF Income Subtraction	1	15,295
2	Total	2	15,295

Part IV (990-PF) - Capital Gains and Losses for Tax on Investment Income

Long Term CO Distributions		Amount	2,075,609		0	0	2,718,104	257,505	0	0	0	257,505	
Short Term CO Distributions		41,293	0		0	0	0	0	0	0	0	0	
Description of Property Sold	CUSIP #	How Acquired	Date Acquired	Date Sold	Gross Sales Price	Depreciation Allowed	Adjustments	Cost or Other Basis Plus Expense of Sale	Gain or Loss	FMV as of 12/31/89	Adjusted Basis as of 12/31/89	Excess of FMV Over Adj. Basis	Gain Minus Excess of FMV Over Adjusted Basis or Losses
1 CARNIVAL CORP	14463300		10/28/2002	2/8/2013	117,436		0	83,472	33,966	0	0	0	33,966
2 CHAMBERS STREET PROPERTIES	157842105		8/28/2004	7/8/2013	2		0	1	1	0	0	0	1
3 CHEVRON CORP	186764100		10/28/2002	8/18/2013	72,971		0	22,005	50,966	0	0	0	50,966
4 CISCO SYSTEMS INC 5.000% 2/22/16	17275RAC6		11/28/2008	11/8/2013	83,124		0	78,230	6,894	0	0	0	6,894
5 DIAMOND HILL LONG SHORT FD CL 1#	252645833		8/7/2008	12/12/2013	137,839		0	106,487	31,351	0	0	0	31,351
6 DIAMOND HILL LONG SHORT FD CL 1#	252645833		12/18/2008	12/12/2013	18,566		0	1,079	17,487	0	0	0	17,487
7 DIAMOND HILL LONG SHORT FD CL 1#	252645833		8/16/2008	12/12/2013	140,575		0	100,000	40,575	0	0	0	40,575
8 DIAMOND HILL LONG SHORT FD CL 1#	252645833		10/9/2009	12/12/2013	119,872		0	85,000	34,872	0	0	0	34,872
9 DREYFUS INTERNATL BOND FD CL 1#	261880668		10/22/2012	5/28/2013	70,000		0	73,031	3,031	0	0	0	3,031
10 DREYFUS INTERNATL BOND FD CL 1#	261880668		10/22/2012	8/12/2013	41,912		0	51,015	9,103	0	0	0	9,103
11 DREYFUS INTERNATL BOND FD CL 1#	261880668		10/22/2012	8/13/2013	47,304		0	50,954	3,650	0	0	0	3,650
12 FHLMC POOL #001665 5.000% 3/01/34	31283H265		8/17/2011	2/15/2013	1,482		0	1,618	136	0	0	0	136
13 FHLMC POOL #001665 5.000% 3/01/34	31283H265		8/17/2011	3/15/2013	1,408		0	1,546	138	0	0	0	138
14 FHLMC POOL #001665 5.000% 3/01/34	31283H265		8/17/2011	4/15/2013	1,427		0	1,577	150	0	0	0	150
15 FHLMC POOL #001665 5.000% 3/01/34	31283H265		8/17/2011	5/15/2013	1,382		0	1,527	145	0	0	0	145
16 FHLMC POOL #001665 5.000% 3/01/34	31283H265		8/17/2011	6/15/2013	1,343		0	1,484	141	0	0	0	141
17 FHLMC POOL #001665 5.000% 3/01/34	31283H265		8/17/2011	7/15/2013	1,230		0	1,359	129	0	0	0	129
18 FHLMC POOL #001665 5.000% 3/01/34	31283H265		8/17/2011	8/15/2013	1,280		0	1,425	145	0	0	0	145
19 FHLMC POOL #001665 5.000% 3/01/34	31283H265		8/17/2011	9/15/2013	1,205		0	1,332	127	0	0	0	127
20 FHLMC POOL #001665 5.000% 3/01/34	31283H265		8/17/2011	10/15/2013	808		0	893	85	0	0	0	85
21 FHLMC POOL #001665 5.000% 3/01/34	31283H265		8/17/2011	11/15/2013	844		0	932	88	0	0	0	88
22 FHLMC POOL #001665 5.000% 3/01/34	31283H265		8/17/2011	12/15/2013	821		0	886	65	0	0	0	65
23 FHLMC POOL #001665 5.000% 3/01/34	31283H265		8/17/2011	1/15/2014	632		0	668	36	0	0	0	36
24 FHLMC POOL #005253 5.000% 2/01/38	3128M7E28		8/17/2011	2/15/2013	1,786		0	1,925	139	0	0	0	139
25 FHLMC POOL #005253 5.000% 2/01/38	3128M7E28		8/17/2011	3/15/2013	1,574		0	1,706	132	0	0	0	132
26 FHLMC POOL #005253 5.000% 2/01/38	3128M7E28		8/17/2011	4/15/2013	1,518		0	1,645	127	0	0	0	127
27 FHLMC POOL #005253 5.000% 2/01/38	3128M7E28		8/17/2011	5/15/2013	1,483		0	1,607	124	0	0	0	124
28 FHLMC POOL #005253 5.000% 2/01/38	3128M7E28		8/17/2011	6/15/2013	1,371		0	1,486	115	0	0	0	115
29 FHLMC POOL #005253 5.000% 2/01/38	3128M7E28		8/17/2011	7/15/2013	1,225		0	1,328	103	0	0	0	103
30 FHLMC POOL #005253 5.000% 2/01/38	3128M7E28		8/17/2011	8/15/2013	1,207		0	1,308	101	0	0	0	101
31 APPLE INC	037833100		8/6/2008	8/18/2013	108,526		0	41,039	67,487	0	0	0	67,487
32 CVSCAREMARK CORPORATION	126850100		1/1/2005	8/18/2013	28,855		0	11,822	18,033	0	0	0	18,033
33 FHLMC POOL #005253 5.000% 2/01/38	3128M7E28		8/17/2011	9/15/2013	944		0	1,023	79	0	0	0	79
34 FHLMC POOL #005253 5.000% 2/01/38	3128M7E28		8/17/2011	10/15/2013	644		0	668	24	0	0	0	24
35 FHLMC POOL #005253 5.000% 2/01/38	3128M7E28		8/17/2011	11/15/2013	492		0	533	41	0	0	0	41
36 FHLMC POOL #005253 5.000% 2/01/38	3128M7E28		8/17/2011	12/15/2013	482		0	523	41	0	0	0	41
37 FHLMC POOL #005253 5.000% 2/01/38	3128M7E28		8/17/2011	1/15/2014	548		0	585	37	0	0	0	37
38 GOVT NATL MTG ASSN 1.883% 5/16/84	38378BW08		2/2/2013	3/16/2013	109		0	110	1	0	0	0	1
39 GOVT NATL MTG ASSN 1.883% 5/16/84	38378BW08		2/2/2013	4/16/2013	109		0	111	2	0	0	0	2
40 GOVT NATL MTG ASSN 1.883% 5/16/84	38378BW08		2/2/2013	5/16/2013	109		0	111	2	0	0	0	2
41 GOVT NATL MTG ASSN 1.883% 5/16/84	38378BW08		2/2/2013	6/16/2013	110		0	112	2	0	0	0	2
42 GOVT NATL MTG ASSN 1.883% 5/16/84	38378BW08		2/2/2013	7/16/2013	111		0	113	1	0	0	0	1
43 GOVT NATL MTG ASSN 1.883% 5/16/84	38378BW08		2/2/2013	8/16/2013	110		0	112	2	0	0	0	2
44 GOVT NATL MTG ASSN 1.883% 5/16/84	38378BW08		2/2/2013	9/16/2013	111		0	112	1	0	0	0	1
45 GOVT NATL MTG ASSN 1.883% 5/16/84	38378BW08		2/2/2013	10/16/2013	111		0	112	1	0	0	0	1
46 GOVT NATL MTG ASSN 1.883% 5/16/84	38378BW08		2/2/2013	11/16/2013	111		0	113	2	0	0	0	2
47 GOVT NATL MTG ASSN 1.883% 5/16/84	38378BW08		2/2/2013	12/16/2013	111		0	113	2	0	0	0	2
48 HUSSMAN STRATEGIC GROWTH FUND	448108100		11/14/2008	8/26/2013	18,583		0	23,085	3,482	0	0	0	3,482
49 HUSSMAN STRATEGIC GROWTH FUND	448108100		8/18/2009	8/26/2013	1,073		0	5,972	1,299	0	0	0	1,299
50 HUSSMAN STRATEGIC GROWTH FUND	448108100		10/8/2009	8/26/2013	129,507		0	185,000	35,493	0	0	0	35,493
51 JPMORGAN HIGH YIELD FUND SS #3584	4812C0803		2/3/2011	5/20/2013	45,378		0	45,000	378	0	0	0	378
52 JPMORGAN HIGH YIELD FUND SS #3584	4812C0803		8/2/2011	5/20/2013	34,822		0	34,211	611	0	0	0	611
53 JPMORGAN HIGH YIELD FUND SS #3584	4812C0803		3/16/2011	5/20/2013	20,166		0	20,000	166	0	0	0	166
54 JPMORGAN HIGH YIELD FUND SS #3584	4812C0803		6/5/2011	5/20/2013	789		0	789	0	0	0	0	0
55 JPMORGAN HIGH YIELD FUND SS #3584	4812C0803		11/3/2011	5/20/2013	37,414		0	35,000	2,414	0	0	0	2,414
56 JPMORGAN HIGH YIELD FUND SS #3584	4812C0803		4/1/2012	5/20/2013	15,994		0	15,000	994	0	0	0	994
57 JPMORGAN HIGH YIELD FUND SS #3584	4812C0803		12/8/2011	5/20/2013	15,658		0	14,471	1,188	0	0	0	1,188
58 FNMA POOL #257207 6.000% 5/01/08	31371NU86		8/22/2011	3/25/2013	977		0	1,086	109	0	0	0	109
59 FNMA POOL #257207 6.000% 5/01/08	31371NU86		8/22/2011	4/25/2013	709		0	788	79	0	0	0	79
60 FNMA POOL #257207 6.000% 5/01/08	31371NU86		8/22/2011	5/25/2013	528		0	587	59	0	0	0	59
61 FNMA POOL #257207 6.000% 5/01/08	31371NU86		8/22/2011	6/25/2013	1,206		0	1,340	134	0	0	0	134
62 FNMA POOL #257207 6.000% 5/01/08	31371NU86		8/22/2011	7/25/2013	703		0	781	78	0	0	0	78
63 FNMA POOL #257207 6.000% 5/01/08	31371NU86		8/22/2011	8/25/2013	550		0	612	62	0	0	0	62
64 FNMA POOL #257207 6.000% 5/01/08	31371NU86		8/22/2011	9/25/2013	672		0	748	76	0	0	0	76
65 FNMA POOL #257207 6.000% 5/01/08	31371NU86		8/22/2011	10/25/2013	753		0	837	84	0	0	0	84
66 FNMA POOL #257207 6.000% 5/01/08	31371NU86		8/22/2011	11/25/2013	482		0	514	32	0	0	0	32
67 FNMA POOL #257207 6.000% 5/01/08	31371NU86		8/22/2011	12/25/2013	464		0	515	51	0	0	0	51
68 FNMA POOL #257207 6.000% 5/01/08	31371NU86		8/22/2011	1/25/2014	489		0	521	32	0	0	0	32
69 FNMA POOL #257571 4.500% 1/01/09	31371PCG3		8/17/2011	2/25/2013	1,829		0	1,954	125	0	0	0	125
70 FNMA POOL #257571 4.500% 1/01/09	31371PCG3		8/17/2011	3/25/2013	883		0	1,029	146	0	0	0	146
71 FNMA POOL #257571 4.500% 1/01/09	31371PCG3		8/17/2011	4/25/2013	1,223		0	1,306	83	0	0	0	83
72 FNMA POOL #257571 4.500% 1/01/09	31371PCG3		8/17/2011	5/25/2013	1,069		0	2,036	1,967	0	0	0	1,967
73 FNMA POOL #257571 4.500% 1/01/09	31371PCG3		8/17/2011	6/25/2013	2,602		0	2,741	139	0	0	0	139
74 FNMA POOL #257571 4.500% 1/01/09	31371PCG3		8/17/2011	7/25/2013	2,355		0	2,517	162	0	0	0	162
75 FNMA POOL #257571 4.500% 1/01/09	31371PCG3		8/17/2011	8/25/2013	834		0	891	57	0	0	0	57
76 FNMA POOL #257571 4.500% 1/01/09	31371PCG3		8/17/2011	9/25/2013	801		0	842	41	0	0	0	41
77 FNMA POOL #257571 4.500% 1/01/09	31371PCG3		8/17/2011	10/25/2013	842		0	886	44	0	0	0	44
78 FNMA POOL #257571 4.500% 1/01/09	31371PCG3		8/17/2011	11/25/2013	676		0	669	7	0	0	0	7
79 FNMA POOL #257571 4.500% 1/01/09	31371PCG3		8/17/2011	12/25/2013	144		0	153	9	0	0	0	9
80 FED NATL MTG ASSN 3.000% 2/28/43	3138AFQ09		11/7/2013	12/25/2013	713		0	727	14	0	0	0	14
81 FNMA POOL #257207 6.000% 5/01/08	31371NU86		8/22/2011	2/25/2013	1,342		0	1,491	149	0	0	0	149
82 FNMA POOL #257571 4.500% 1/01/09	31371PCG3		8/17/2011	1/25/2014	430		0	460	30	0	0	0	30
83 FNMA POOL #282348 5.000% 7/01/05	31407EHX4		9/21/2011	2/25/2013	2,161		0	2,345	184	0	0	0	184
84 FNMA POOL #282348 5.000% 7/01/05	31407EHX4		9/21/2011	3/25/2013	2,586								

Part IV (990-PF) - Capital Gains and Losses for Tax on Investment Income

Long Term CG Distributions		Amount		Short Term CG Distributions		2,975,609		0		0		2,718,104		257,505		0		0		257,505	
		41,295		0																	
Description of Property Sold		CUSIP #	How Acquired	Date Acquired	Date Sold	Gross Sales Price	Depreciation Allowed	Adjustments	Cost or Other Basis Plus Expense of Sale	Gain or Loss	FMV as of 12/31/69	Adjusted Basis as of 12/31/69	Excess of FMV Over Adj. Basis	Gain Minus Excess of FMV Over Adjusted Basis or Losses							
85	FNMA POOL #828346 5.000% 7/01/13	31407EHX4		9/2/2011	4/25/2013	2,237		0	2,427	190	0	0	0	190							
86	FNMA POOL #828346 5.000% 7/01/13	31407EHX4		9/2/2011	5/25/2013	2,474		0	2,684	210	0	0	0	210							
87	FNMA POOL #828346 5.000% 7/01/13	31407EHX4		9/2/2011	6/25/2013	2,351		0	2,551	200	0	0	0	200							
88	FNMA POOL #828346 5.000% 7/01/13	31407EHX4		9/2/2011	7/25/2013	2,045		0	2,219	174	0	0	0	174							
89	FNMA POOL #828346 5.000% 7/01/13	31407EHX4		9/2/2011	8/25/2013	2,309		0	2,509	196	0	0	0	196							
90	FNMA POOL #828346 5.000% 7/01/13	31407EHX4		9/2/2011	9/25/2013	1,752		0	1,900	148	0	0	0	148							
91	FNMA POOL #828346 5.000% 7/01/13	31407EHX4		9/2/2011	10/25/2013	1,261		0	1,389	128	0	0	0	128							
92	FNMA POOL #828346 5.000% 7/01/13	31407EHX4		9/2/2011	11/25/2013	1,106		0	1,200	94	0	0	0	94							
93	FNMA POOL #828346 5.000% 7/01/13	31407EHX4		9/2/2011	12/25/2013	554		0	601	47	0	0	0	47							
94	FNMA POOL #828346 5.000% 7/01/13	31407EHX4		9/2/2011	1/25/2014	755		0	819	64	0	0	0	64							
95	LAUDUS MONTIRIAN INTL FI INST #29405185506555			3/18/2011	4/5/2013	54,871		0	60,000	5,129	0	0	0	5,129							
96	LAUDUS MONTIRIAN INTL FI INST #29405185506555			11/13/2011	4/5/2013	14,950		0	16,700	1,750	0	0	0	1,750							
97	WESTERN ASSET EMRG MK DEBT J #852489F481			5/18/2012	4/5/2013	10,737		0	10,000	737	0	0	0	737							
98	WESTERN ASSET EMRG MK DEBT J #852489F481			10/2/2012	4/5/2013	24,915		0	25,000	85	0	0	0	85							
99	WESTERN ASSET EMRG MK DEBT J #852489F481			12/8/2011	4/5/2013	36,349		0	36,244	3,105	0	0	0	3,105							
100	WESTERN ASSET EMRG MK DEBT J #852489F481			12/8/2011	5/2/2013	4,078		0	3,756	322	0	0	0	322							
101	WESTERN ASSET EMRG MK DEBT J #852489F481			1/1/2012	5/2/2013	922		0	840	82	0	0	0	82							
102	LOWE S COMPANIES INC 5.000% 11/3/2008	548661CH8		11/3/2008	6/8/2013	109,301		0	96,305	10,996	0	0	0	10,996							
103	VR ORACLE CORP 0.824% 1/15/19	86359XAR6		7/8/2013	11/15/2013	35,182		0	35,000	182	0	0	0	182							
104	PIMCO FOREIGN BD FD USD H-INST #1	861390882		4/1/2012	5/2/2013	30,056		0	30,000	56	0	0	0	56							
105	PIMCO FOREIGN BD FD USD H-INST #1	861390882		5/18/2012	5/2/2013	703		0	703	0	0	0	0	0							
106	PIMCO FOREIGN BD FD USD H-INST #1	861390882		10/7/2011	5/2/2013	19,242		0	18,938	303	0	0	0	303							
107	PIMCO FOREIGN BD FD USD H-INST #1	861390882		10/7/2011	11/7/2013	11,040		0	11,091	51	0	0	0	51							
108	PIMCO FOREIGN BD FD USD H-INST #1	861390882		12/8/2011	11/7/2013	36,960		0	36,814	146	0	0	0	146							
109	PIMCO EMERG MKT BOND-INST #1	861391559		7/24/2012	4/5/2013	50,000		0	48,382	1,618	0	0	0	1,618							
110	PIMCO COMMODITY REAL RET STRAT	722005687		8/15/2008	9/26/2013	93,081		0	125,000	31,919	0	0	0	31,919							
111	PIMCO COMMODITY REAL RET STRAT	722005687		12/8/2008	9/26/2013	1,146		0	1,608	462	0	0	0	462							
112	PIMCO COMMODITY REAL RET STRAT	722005687		12/28/2009	9/26/2013	50,474		0	75,000	24,526	0	0	0	24,526							
113	PIMCO COMMODITY REAL RET STRAT	722005687		1/7/2011	9/26/2013	3,439		0	4,547	1,108	0	0	0	1,108							
114	PIMCO COMMODITY REAL RET STRAT	722005687		3/27/2012	9/26/2013	42,288		0	50,000	7,712	0	0	0	7,712							
115	PIMCO COMMODITY REAL RET STRAT	722005687		12/12/2012	9/26/2013	1,948		0	2,301	353	0	0	0	353							
116	PIMCO COMMODITY REAL RET STRAT	722005687		12/12/2012	9/26/2013	0		0	0	0	0	0	0	0							
117	PRECISION CASTPARTS CORP	740182105		8/6/2008	9/18/2013	44,031		0	19,520	24,511	0	0	0	24,511							
118	PRINCIPAL PREFERRED SEC INS #4921742530416			4/1/2012	9/13/2013	25,301		0	25,000	301	0	0	0	301							
119	PRINCIPAL PREFERRED SEC INS #4921742530416			7/24/2012	9/13/2013	29,734		0	30,000	266	0	0	0	266							
120	PRINCIPAL PREFERRED SEC INS #4921742530416			10/2/2012	9/13/2013	16,596		0	20,000	3,404	0	0	0	3,404							
121	PUERTO RICO COMM TH 3.870% 5/01/	745175W1		5/7/2011	5/7/2013	49,178		0	49,021	157	0	0	0	157							
122	RIDGECORP SEC HY BD-1#5855	766281645		11/3/2011	8/9/2013	36,912		0	35,000	1,912	0	0	0	1,912							
123	RIDGECORP SEC HY BD-1#5855	766281645		11/9/2012	8/9/2013	47,558		0	45,000	2,558	0	0	0	2,558							
124	RIDGECORP SEC HY BD-1#5855	766281645		4/1/2012	8/9/2013	3,637		0	3,445	192	0	0	0	192							
125	RIDGECORP SEC HY BD-1#5855	766281645		8/18/2011	8/9/2013	11,893		0	11,208	685	0	0	0	685							
126	RIDGECORP SEC HY BD-1#5855	766281645		8/18/2011	9/15/2013	25,127		0	23,794	1,333	0	0	0	1,333							
127	RIDGECORP SEC HY BD-1#5855	766281645		10/7/2011	9/15/2013	36,878		0	35,000	3,878	0	0	0	3,878							
128	RIDGECORP SEC HY BD-1#5855	766281645		11/22/2011	9/15/2013	21,670		0	20,000	1,670	0	0	0	1,670							
129	RIDGECORP SEC HY BD-1#5855	766281645		12/8/2011	9/15/2013	19,010		0	15,000	4,010	0	0	0	4,010							
130	RIO TINTO FIN ULT 3.732% 8/20/21	787201AC9		9/14/2011	1/31/2013	26,442		0	24,830	1,608	0	0	0	1,608							
131	TEVA PHARMACEUTICAL INDUSTRIES	881624209		12/23/2009	8/27/2013	36,468		0	50,020	17,552	0	0	0	17,552							
132	FNMA POOL #MA0616 4.000% 10/1/13	31417YVJ3		11/7/2012	2/25/2013	1,687		0	1,808	121	0	0	0	121							
133	FNMA POOL #MA0616 4.000% 10/1/13	31417YVJ3		11/7/2012	3/25/2013	1,633		0	1,750	117	0	0	0	117							
134	FNMA POOL #MA0616 4.000% 10/1/13	31417YVJ3		11/7/2012	4/25/2013	1,442		0	1,546	104	0	0	0	104							
135	FNMA POOL #MA0616 4.000% 10/1/13	31417YVJ3		11/7/2012	5/25/2013	1,505		0	1,613	108	0	0	0	108							
136	FNMA POOL #MA0616 4.000% 10/1/13	31417YVJ3		11/7/2012	6/25/2013	1,280		0	1,372	92	0	0	0	92							
137	FNMA POOL #MA0616 4.000% 10/1/13	31417YVJ3		11/7/2012	7/25/2013	1,367		0	1,485	118	0	0	0	118							
138	FNMA POOL #MA0616 4.000% 10/1/13	31417YVJ3		11/7/2012	8/25/2013	1,186		0	1,271	85	0	0	0	85							
139	FNMA POOL #MA0616 4.000% 10/1/13	31417YVJ3		11/7/2012	9/25/2013	744		0	787	43	0	0	0	43							
140	FNMA POOL #MA0616 4.000% 10/1/13	31417YVJ3		11/7/2012	10/25/2013	738		0	788	50	0	0	0	50							
141	FNMA POOL #MA0616 4.000% 10/1/13	31417YVJ3		11/7/2012	11/25/2013	547		0	566	119	0	0	0	119							
142	FNMA POOL #MA0616 4.000% 10/1/13	31417YVJ3		11/7/2012	12/25/2013	543		0	582	39	0	0	0	39							
143	FNMA POOL #MA0616 4.000% 10/1/13	31417YVJ3		11/7/2012	1/25/2014	508		0	544	36	0	0	0	36							
144	GNMA POOL #604046 5.500% 2/15/13	36200MBP7		8/22/2011	2/15/2013	618		0	691	73	0	0	0	73							
145	GNMA POOL #604046 5.500% 2/15/13	36200MBP7		8/22/2011	3/15/2013	477		0	534	57	0	0	0	57							
146	GNMA POOL #604046 5.500% 2/15/13	36200MBP7		8/22/2011	4/15/2013	734		0	822	88	0	0	0	88							
147	GNMA POOL #604046 5.500% 2/15/13	36200MBP7		8/22/2011	5/15/2013	675		0	756	81	0	0	0	81							
148	GNMA POOL #604046 5.500% 2/15/13	36200MBP7		8/22/2011	6/15/2013	616		0	689	73	0	0	0	73							
149	GNMA POOL #604046 5.500% 2/15/13	36200MBP7		8/22/2011	7/15/2013	827		0	926	99	0	0	0	99							
150	GNMA POOL #604046 5.500% 2/15/13	36200MBP7		8/22/2011	8/15/2013	582		0	642	60	0	0	0	60							
151	GNMA POOL #604046 5.500% 2/15/13	36200MBP7		8/22/2011	9/15/2013	417		0	467	50	0	0	0	50							
152	GNMA POOL #604046 5.500% 2/15/13	36200MBP7		8/22/2011	10/15/2013	422		0	472	50	0	0	0	50							
153	GNMA POOL #604046 5.500% 2/15/13	36200MBP7		8/22/2011	11/15/2013	565		0	632	67	0	0	0	67							
154	GNMA POOL #604046 5.500% 2/15/13	36200MBP7		8/22/2011	12/15/2013	543		0	582	39	0	0	0	39							
155	GNMA POOL #604046 5.500% 2/15/13	36200MBP7		8/22/2011	1/15/2014	508		0	544	36	0	0	0	36							
156	GNMA POOL #734431 4.500% 5/15/41	3620AM4Q2		8/22/2011	2/15/2013	860		0	950	78	0	0	0	78							
157	GNMA POOL #734431 4.500% 5/15/41	3620AM4Q2		8/22/2011	3/15/2013	902		0	980	78	0	0	0	78							
158	GNMA POOL #734431 4.500% 5/15/41	3620AM4Q2		8/22/2011	4/15/2013	1,741		0	1,843	154	0	0	0	154							
159	GNMA POOL #734431 4.500% 5/15/41	3620AM4Q2		8/22/2011	5/15/2013	918		0	987	79	0	0	0	79							
160	GNMA POOL #734431 4.500% 5/15/41	3620AM4Q2		8/22/2011	6/15/2013	1,319		0	1,432	113	0	0	0	113							
161	GNMA POOL #734431 4.500% 5/15/41	3620AM4Q2		8/22/2011	7/15/2013	509		0	553	44	0	0	0	44							
162	GNMA POOL #734431 4.500% 5/15/41	3620AM4Q2		8/22/2011	8/15/2013	772		0	836	64	0	0	0	64							
163																					

[illegible]

Part VIII, Line 1 (990-PF) - Compensation of Officers, Directors, Trustees and Foundation Managers

											87,722	0	0
	Name	Check "X" if Business	Street	City	State	Zip Code	Foreign Country	Title	Avg Hrs Per Week	Compensation	Benefits	Expense Account	
1	Wells Fargo Bank N.A. Trust Tax D	X	1919 Douglas St 2nd FL MACN8000	Omaha	NE	68102-1317		TRUSTEE	4 00	87,722			

Part VI, Line 6a (990-PF) - Estimated Tax Payments

	Date	Amount
1 Credit from prior year return		1 0
2 First quarter estimated tax payment	5/7/2013	2 1,701
3 Second quarter estimated tax payment	6/10/2013	3 1,701
4 Third quarter estimated tax payment	9/9/2013	4 1,701
5 Fourth quarter estimated tax payment	12/10/2013	5 1,700
6 Other payments		6
7 Total		7 6,803

Part XIII, Line 2a, Column C (990-PF) - Prior Year Undistributed Income

1	Distributable amounts for 2012 that remained undistributed at the beginning of the 2013 tax year	1	250,581
2		2	
3		3	
4		4	
5		5	
6		6	
7		7	
8		8	
9		9	
10	Total	10	250,581