



See a Social Security Number? Say Something!  
Report Privacy Problems to <https://public.resource.org/privacy>  
Or call the IRS Identity Theft Hotline at 1-800-908-4490



Form **990-PF**

Department of the Treasury  
Internal Revenue Service

Return of Private Foundation

or Section 4947(a)(1) Trust Treated as Private Foundation

▶ Do not enter Social Security numbers on this form as it may be made public. By law, the IRS cannot redact the information on the form.

▶ Information about Form 990-PF and its instructions is at [www.irs.gov/form990pf](http://www.irs.gov/form990pf).

OMB No 1545-0052

**2013**

Open to Public Inspection

For calendar year 2013, or tax year beginning 01-01-2013 , and ending 12-31-2013

Name of foundation Gregory C Van Wie Foundation Inc		<b>A Employer identification number</b>  39-1822927
Number and street (or P O box number if mail is not delivered to street address) 2 East Mifflin Street		<b>B Telephone number</b> (see instructions)  (608) 257-5661
City or town, state or province, country, and ZIP or foreign postal code Madison, WI 53703		<b>C</b> If exemption application is pending, check here <input type="checkbox"/>
<b>G</b> Check all that apply <input type="checkbox"/> Initial return <input type="checkbox"/> Initial return of a former public charity <input type="checkbox"/> Final return <input type="checkbox"/> Amended return <input type="checkbox"/> Address change <input type="checkbox"/> Name change		<b>D 1.</b> Foreign organizations, check here <input type="checkbox"/> <b>2.</b> Foreign organizations meeting the 85% test, check here and attach computation <input type="checkbox"/>
<b>H</b> Check type of organization <input checked="" type="checkbox"/> Section 501(c)(3) exempt private foundation <input type="checkbox"/> Section 4947(a)(1) nonexempt charitable trust <input type="checkbox"/> Other taxable private foundation		<b>E</b> If private foundation status was terminated under section 507(b)(1)(A), check here <input type="checkbox"/>
<b>I</b> Fair market value of all assets at end of year (from Part II, col. (c), line 16)▶\$ 4,190,955	<b>J</b> Accounting method <input checked="" type="checkbox"/> Cash <input type="checkbox"/> Accrual <input type="checkbox"/> Other (specify) _____ (Part I, column (d) must be on cash basis.)	<b>F</b> If the foundation is in a 60-month termination under section 507(b)(1)(B), check here <input type="checkbox"/>

Part I Analysis of Revenue and Expenses (The total of amounts in columns (b), (c), and (d) may not necessarily equal the amounts in column (a) (see instructions) )		(a) Revenue and expenses per books	(b) Net investment income	(c) Adjusted net income	(d) Disbursements for charitable purposes (cash basis only)
Revenue	<b>1</b> Contributions, gifts, grants, etc , received (attach schedule)				
	<b>2</b> Check <input checked="" type="checkbox"/> if the foundation is <b>not</b> required to attach Sch B				
	<b>3</b> Interest on savings and temporary cash investments	433	570	570	
	<b>4</b> Dividends and interest from securities. . . . .	46,968	46,968	46,968	
	<b>5a</b> Gross rents . . . . .	259,569	255,159	255,159	
	<b>b</b> Net rental income or (loss) _____ 160,801				
	<b>6a</b> Net gain or (loss) from sale of assets not on line 10				
	<b>b</b> Gross sales price for all assets on line 6a _____				
	<b>7</b> Capital gain net income (from Part IV, line 2) . . . .		40,807		
	<b>8</b> Net short-term capital gain . . . . .			3,608	
	<b>9</b> Income modifications . . . . .				
	<b>10a</b> Gross sales less returns and allowances				
Operating and Administrative Expenses	<b>b</b> Less Cost of goods sold . . . . .				
	<b>c</b> Gross profit or (loss) (attach schedule) . . . . .				
	<b>11</b> Other income (attach schedule) . . . . .	10,732	10,732	10,732	
	<b>12 Total.</b> Add lines 1 through 11 . . . . .	317,702	354,236	317,037	
	<b>13</b> Compensation of officers, directors, trustees, etc	15,000			
	<b>14</b> Other employee salaries and wages . . . . .				
	<b>15</b> Pension plans, employee benefits . . . . .				
	<b>16a</b> Legal fees (attach schedule) . . . . .	55,660	30,979	30,979	
	<b>b</b> Accounting fees (attach schedule) . . . . .				
	<b>c</b> Other professional fees (attach schedule) . . . . .				
	<b>17</b> Interest . . . . .				
	<b>18</b> Taxes (attach schedule) (see instructions)	47,577	47,577	47,577	
	<b>19</b> Depreciation (attach schedule) and depletion . . . .	34,859	34,589	34,589	
	<b>20</b> Occupancy . . . . .				
	<b>21</b> Travel, conferences, and meetings . . . . .				
	<b>22</b> Printing and publications . . . . .				
	<b>23</b> Other expenses (attach schedule) . . . . .	54,768	54,768	54,768	
	<b>24 Total operating and administrative expenses.</b>				
	Add lines 13 through 23 . . . . .	207,864	167,913	167,913	0
	<b>25</b> Contributions, gifts, grants paid . . . . .	220,700			220,700
	<b>26 Total expenses and disbursements.</b> Add lines 24 and 25	428,564	167,913	167,913	220,700
	<b>27</b> Subtract line 26 from line 12				
	<b>a Excess of revenue over expenses and disbursements</b>	-110,862			
	<b>b Net investment income</b> (if negative, enter -0-)		186,323		
	<b>c Adjusted net income</b> (if negative, enter -0-)			149,124	

Part II

Balance Sheets

Attached schedules and amounts in the description column should be for end-of-year amounts only (See instructions )

		Beginning of year	End of year		
		(a) Book Value	(b) Book Value	(c) Fair Market Value	
Assets	1	Cash—non-interest-bearing . . . . .	76,179	229,356	204,304
	2	Savings and temporary cash investments . . . . .			
	3	Accounts receivable ▶ _____ Less allowance for doubtful accounts ▶ _____			
	4	Pledges receivable ▶ _____ Less allowance for doubtful accounts ▶ _____			
	5	Grants receivable . . . . .			
	6	Receivables due from officers, directors, trustees, and other disqualified persons (attach schedule) (see instructions) . . . . .			
	7	Other notes and loans receivable (attach schedule) ▶ _____ Less allowance for doubtful accounts ▶ _____			
	8	Inventories for sale or use . . . . .			
	9	Prepaid expenses and deferred charges . . . . .			
	10a	Investments—U S and state government obligations (attach schedule)			
	b	Investments—corporate stock (attach schedule) . . . . .	1,287,189	1,219,113	1,876,345
	c	Investments—corporate bonds (attach schedule). . . . .	25,126	25,065	25,206
	11	Investments—land, buildings, and equipment basis ▶ _____ 3,488,082 Less accumulated depreciation (attach schedule) ▶ _____ 440,708	3,082,233	3,047,374	2,085,100
	12	Investments—mortgage loans . . . . .			
	13	Investments—other (attach schedule) . . . . .			
	14	Land, buildings, and equipment basis ▶ _____ Less accumulated depreciation (attach schedule) ▶ _____			
	15	Other assets (describe ▶ _____)			
	16	Total assets (to be completed by all filers—see the instructions Also, see page 1, item I)	4,470,727	4,520,908	4,190,955
Liabilities	17	Accounts payable and accrued expenses . . . . .			
	18	Grants payable . . . . .	137,510	137,510	
	19	Deferred revenue . . . . .			
	20	Loans from officers, directors, trustees, and other disqualified persons			
	21	Mortgages and other notes payable (attach schedule) . . . . .			
	22	Other liabilities (describe ▶ _____)			
	23	Total liabilities (add lines 17 through 22) . . . . .	137,510	137,510	
Net Assets or Fund Balances		Foundations that follow SFAS 117, check here ▶ <input type="checkbox"/> and complete lines 24 through 26 and lines 30 and 31.			
	24	Unrestricted . . . . .			
	25	Temporarily restricted . . . . .			
	26	Permanently restricted . . . . .			
		Foundations that do not follow SFAS 117, check here ▶ <input checked="" type="checkbox"/> and complete lines 27 through 31.			
	27	Capital stock, trust principal, or current funds . . . . .			
	28	Paid-in or capital surplus, or land, bldg , and equipment fund			
	29	Retained earnings, accumulated income, endowment, or other funds	4,333,217	4,383,398	
	30	Total net assets or fund balances (see page 17 of the instructions) . . . . .	4,333,217	4,383,398	
	31	Total liabilities and net assets/fund balances (see page 17 of the instructions) . . . . .	4,470,727	4,520,908	

Part III

Analysis of Changes in Net Assets or Fund Balances

Part IV

Capital Gains and Losses for Tax on Investment Income

(a) List and describe the kind(s) of property sold (e g , real estate, 2-story brick warehouse, or common stock, 200 shs MLC Co )		(b) How acquired P—Purchase D—Donation	(c) Date acquired (mo , day, yr )	(d) Date sold (mo , day, yr )
1 a	Baird- short term, see attached	P	2013-02-01	2013-12-18
b	Baird- long term, see attached	P	2012-01-01	2013-12-18
c				
d				
e				

(e) Gross sales price	(f) Depreciation allowed (or allowable)	(g) Cost or other basis plus expense of sale	(h) Gain or (loss) (e) plus (f) minus (g)
a 26,303	0	22,695	3,608
b 111,838	0	74,639	37,199
c			
d			
e			

Complete only for assets showing gain in column (h) and owned by the foundation on 12/31/69

(i) F M V as of 12/31/69	(j) Adjusted basis as of 12/31/69	(k) Excess of col (i) over col (j), if any	(l) Gains (Col (h) gain minus col (k), but not less than -0-) or Losses (from col (h))
a 0	0	0	3,608
b 0	0	0	37,199
c			
d			
e			

2	Capital gain net income or (net capital loss)	{ If gain, also enter in Part I, line 7 If (loss), enter -0- in Part I, line 7 }	2	40,807
3	Net short-term capital gain or (loss) as defined in sections 1222(5) and (6)  If gain, also enter in Part I, line 8, column (c) (see instructions) If (loss), enter -0- in Part I, line 8 . . . . .		3	3,608

Part V

Qualification Under Section 4940(e) for Reduced Tax on Net Investment Income

(For optional use by domestic private foundations subject to the section 4940(a) tax on net investment income )

If section 4940(d)(2) applies, leave this part blank

Was the foundation liable for the section 4942 tax on the distributable amount of any year in the base period? ☐ Yes ☒ No

If "Yes," the foundation does not qualify under section 4940(e) Do not complete this part

1 Enter the appropriate amount in each column for each year, see page 18 of the instructions before making any entries

(a) Base period years Calendar year (or tax year beginning in)	(b) Adjusted qualifying distributions	(c) Net value of noncharitable-use assets	(d) Distribution ratio (col (b) divided by col (c))
2012	160,739	3,523,955	0 045613
2011	199,915	4,164,838	0 048001
2010	218,539	4,300,914	0 050812
2009	231,510	4,301,747	0 053818
2008	247,480	4,868,475	0 050833

2	Total of line 1, column (d). . . . .	2	0 249077
3	Average distribution ratio for the 5-year base period—divide the total on line 2 by 5, or by the number of years the foundation has been in existence if less than 5 years . . . .	3	0 049815
4	Enter the net value of noncharitable-use assets for 2013 from Part X, line 5. . . . .	4	4,148,575
5	Multiply line 4 by line 3. . . . .	5	206,661
6	Enter 1% of net investment income (1% of Part I, line 27b). . . . .	6	1,863
7	Add lines 5 and 6. . . . .	7	208,524
8	Enter qualifying distributions from Part XII, line 4. . . . .	8	220,700

If line 8 is equal to or greater than line 7, check the box in Part VI, line 1b, and complete that part using a 1% tax rate See  
the Part VI instructions

**Part VI**    **Excise Tax Based on Investment Income (Section 4940(a), 4940(b), 4940(e), or 4948—see page 18 of the instructions)**

<b>1a</b>	Exempt operating foundations described in section 4940(d)(2), check here <input type="checkbox"/> and enter "N/A" on line 1		
	Date of ruling or determination letter _____ ( <b>attach copy of letter if necessary—see instructions</b> )		
<b>b</b>	Domestic foundations that meet the section 4940(e) requirements in Part V, check here <input checked="" type="checkbox"/> and enter 1% of Part I, line 27b . . . . .	<b>1</b>	1,863
<b>c</b>	All other domestic foundations enter 2% of line 27b. Exempt foreign organizations enter 4% of Part I, line 12, col. (b)		
<b>2</b>	Tax under section 511 (domestic section 4947(a)(1) trusts and taxable foundations only. Others enter -0-)	<b>2</b>	0
<b>3</b>	Add lines 1 and 2. . . . .	<b>3</b>	1,863
<b>4</b>	Subtitle A (income) tax (domestic section 4947(a)(1) trusts and taxable foundations only. Others enter -0-)	<b>4</b>	
<b>5</b>	<b>Tax based on investment income.</b> Subtract line 4 from line 3. If zero or less, enter -0- . . . . .	<b>5</b>	1,863
<b>6</b>	Credits/Payments		
<b>a</b>	2013 estimated tax payments and 2012 overpayment credited to 2013	<b>6a</b>	3,596
<b>b</b>	Exempt foreign organizations—tax withheld at source . . . . .	<b>6b</b>	
<b>c</b>	Tax paid with application for extension of time to file (Form 8868)	<b>6c</b>	
<b>d</b>	Backup withholding erroneously withheld . . . . .	<b>6d</b>	
<b>7</b>	Total credits and payments. Add lines 6a through 6d. . . . .	<b>7</b>	3,596
<b>8</b>	Enter any <b>penalty</b> for underpayment of estimated tax. Check here <input checked="" type="checkbox"/> if Form 2220 is attached.	<b>8</b>	1
<b>9</b>	<b>Tax due.</b> If the total of lines 5 and 8 is more than line 7, enter <b>amount owed</b> . . . . .	<b>9</b>	
<b>10</b>	<b>Overpayment.</b> If line 7 is more than the total of lines 5 and 8, enter the <b>amount overpaid</b> . . . . .	<b>10</b>	1,732
<b>11</b>	Enter the amount of line 10 to be <b>Credited to 2014 estimated tax</b> 1,732 <b>Refunded</b>	<b>11</b>	

**Part VII-A**    **Statements Regarding Activities**

<b>1a</b>	During the tax year, did the foundation attempt to influence any national, state, or local legislation or did it participate or intervene in any political campaign? . . . . .	<b>1a</b>	Yes	No
<b>b</b>	Did it spend more than \$100 during the year (either directly or indirectly) for political purposes (see page 19 of the instructions for definition)? . . . . . <i>If the answer is "Yes" to 1a or 1b, attach a detailed description of the activities and copies of any materials published or distributed by the foundation in connection with the activities.</i>	<b>1b</b>		No
<b>c</b>	Did the foundation file <b>Form 1120-POL</b> for this year? . . . . .	<b>1c</b>		No
<b>d</b>	Enter the amount (if any) of tax on political expenditures (section 4955) imposed during the year: <b>(1)</b> On the foundation <input type="checkbox"/> \$ _____ <b>(2)</b> On foundation managers <input type="checkbox"/> \$ _____			
<b>e</b>	Enter the reimbursement (if any) paid by the foundation during the year for political expenditure tax imposed on foundation managers <input type="checkbox"/> \$ _____			
<b>2</b>	Has the foundation engaged in any activities that have not previously been reported to the IRS? . . . . . <i>If "Yes," attach a detailed description of the activities.</i>	<b>2</b>		No
<b>3</b>	Has the foundation made any changes, not previously reported to the IRS, in its governing instrument, articles of incorporation, or bylaws, or other similar instruments? <i>If "Yes," attach a conformed copy of the changes</i> . . . . .	<b>3</b>		No
<b>4a</b>	Did the foundation have unrelated business gross income of \$1,000 or more during the year? . . . . .	<b>4a</b>		No
<b>b</b>	If "Yes," has it filed a tax return on <b>Form 990-T</b> for this year? . . . . .	<b>4b</b>		No
<b>5</b>	Was there a liquidation, termination, dissolution, or substantial contraction during the year? . . . . . <i>If "Yes," attach the statement required by General Instruction T.</i>	<b>5</b>		No
<b>6</b>	Are the requirements of section 508(e) (relating to sections 4941 through 4945) satisfied either: • By language in the governing instrument, or • By state legislation that effectively amends the governing instrument so that no mandatory directions that conflict with the state law remain in the governing instrument? . . . . .	<b>6</b>	Yes	
<b>7</b>	Did the foundation have at least \$5,000 in assets at any time during the year? <i>If "Yes," complete Part II, col. (c), and Part XV.</i>	<b>7</b>	Yes	
<b>8a</b>	Enter the states to which the foundation reports or with which it is registered (see instructions) <input type="checkbox"/> WI _____			
<b>b</b>	If the answer is "Yes" to line 7, has the foundation furnished a copy of Form 990-PF to the Attorney General (or designate) of each state as required by General Instruction G? <i>If "No," attach explanation.</i>	<b>8b</b>	Yes	
<b>9</b>	Is the foundation claiming status as a private operating foundation within the meaning of section 4942(j)(3) or 4942(j)(5) for calendar year 2013 or the taxable year beginning in 2013 (see instructions for Part XIV)? <i>If "Yes," complete Part XIV</i> . . . . .	<b>9</b>		No
<b>10</b>	Did any persons become substantial contributors during the tax year? <i>If "Yes," attach a schedule listing their names and addresses.</i>	<b>10</b>		No

Part VII-A

Statements Regarding Activities *(continued)*

11	At any time during the year, did the foundation, directly or indirectly, own a controlled entity within the meaning of section 512(b)(13)? If "Yes," attach schedule (see instructions).	11		No
12	Did the foundation make a distribution to a donor advised fund over which the foundation or a disqualified person had advisory privileges? If "Yes," attach statement (see instructions)	12		No
13	Did the foundation comply with the public inspection requirements for its annual returns and exemption application?	13	Yes	
Website address N/A				
14	The books are in care of JOHN C MITBY Telephone no (608) 283-6710 Located at 2 East Mifflin Street Suite 200 Madison WI ZIP+4 53703			
15	Section 4947(a)(1) nonexempt charitable trusts filing Form 990-PF in lieu of Form 1041 —Check here and enter the amount of tax-exempt interest received or accrued during the year.	15		
16	At any time during calendar year 2013, did the foundation have an interest in or a signature or other authority over a bank, securities, or other financial account in a foreign country?	16	Yes	No
See instructions for exceptions and filing requirements for Form TD F 90-22.1 If "Yes", enter the name of the foreign country				

Part VII-B

Statements Regarding Activities for Which Form 4720 May Be Required

File Form 4720 if any item is checked in the "Yes" column, unless an exception applies.			Yes	No
1a	During the year did the foundation (either directly or indirectly) (1) Engage in the sale or exchange, or leasing of property with a disqualified person? (2) Borrow money from, lend money to, or otherwise extend credit to (or accept it from) a disqualified person? (3) Furnish goods, services, or facilities to (or accept them from) a disqualified person? (4) Pay compensation to, or pay or reimburse the expenses of, a disqualified person? (5) Transfer any income or assets to a disqualified person (or make any of either available for the benefit or use of a disqualified person)? (6) Agree to pay money or property to a government official? (Exception. Check "No" if the foundation agreed to make a grant to or to employ the official for a period after termination of government service, if terminating within 90 days ).			
b	If any answer is "Yes" to 1a(1)–(6), did any of the acts fail to qualify under the exceptions described in Regulations section 53.4941(d)-3 or in a current notice regarding disaster assistance (see page 20 of the instructions)? Organizations relying on a current notice regarding disaster assistance check here.	1b		
c	Did the foundation engage in a prior year in any of the acts described in 1a, other than excepted acts, that were not corrected before the first day of the tax year beginning in 2013?	1c		No
2	Taxes on failure to distribute income (section 4942) (does not apply for years the foundation was a private operating foundation defined in section 4942(j)(3) or 4942(j)(5))			
a	At the end of tax year 2013, did the foundation have any undistributed income (lines 6d and 6e, Part XIII) for tax year(s) beginning before 2013? If "Yes," list the years 20____, 20____, 20____, 20____			
b	Are there any years listed in 2a for which the foundation is not applying the provisions of section 4942(a)(2) (relating to incorrect valuation of assets) to the year's undistributed income? (If applying section 4942(a)(2) to all years listed, answer "No" and attach statement—see instructions ).	2b		
c	If the provisions of section 4942(a)(2) are being applied to any of the years listed in 2a, list the years here 20____, 20____, 20____, 20____			
3a	Did the foundation hold more than a 2% direct or indirect interest in any business enterprise at any time during the year?			
b	If "Yes," did it have excess business holdings in 2013 as a result of (1) any purchase by the foundation or disqualified persons after May 26, 1969, (2) the lapse of the 5-year period (or longer period approved by the Commissioner under section 4943(c)(7)) to dispose of holdings acquired by gift or bequest, or (3) the lapse of the 10-, 15-, or 20-year first phase holding period? (Use Schedule C, Form 4720, to determine if the foundation had excess business holdings in 2013.).	3b		
4a	Did the foundation invest during the year any amount in a manner that would jeopardize its charitable purposes?	4a		No
b	Did the foundation make any investment in a prior year (but after December 31, 1969) that could jeopardize its charitable purpose that had not been removed from jeopardy before the first day of the tax year beginning in 2013?	4b		No

Part VII-B

Statements Regarding Activities for Which Form 4720 May Be Required (continued)

5a	During the year did the foundation pay or incur any amount to			
	(1) Carry on propaganda, or otherwise attempt to influence legislation (section 4945(e))?	<input type="checkbox"/> Yes	<input checked="" type="checkbox"/> No	
	(2) Influence the outcome of any specific public election (see section 4955), or to carry on, directly or indirectly, any voter registration drive?	<input type="checkbox"/> Yes	<input checked="" type="checkbox"/> No	
	(3) Provide a grant to an individual for travel, study, or other similar purposes?	<input type="checkbox"/> Yes	<input checked="" type="checkbox"/> No	
	(4) Provide a grant to an organization other than a charitable, etc , organization described in section 509(a)(1), (2), or (3), or section 4940(d)(2)? (see instructions).	<input type="checkbox"/> Yes	<input checked="" type="checkbox"/> No	
	(5) Provide for any purpose other than religious, charitable, scientific, literary, or educational purposes, or for the prevention of cruelty to children or animals?	<input type="checkbox"/> Yes	<input checked="" type="checkbox"/> No	
b	If any answer is "Yes" to 5a(1)–(5), did <b>any</b> of the transactions fail to qualify under the exceptions described in Regulations section 53.4945 or in a current notice regarding disaster assistance (see instructions)?	5b		
	Organizations relying on a current notice regarding disaster assistance check here.			
c	If the answer is "Yes" to question 5a(4), does the foundation claim exemption from the tax because it maintained expenditure responsibility for the grant?	<input type="checkbox"/> Yes	<input type="checkbox"/> No	
	If "Yes," attach the statement required by Regulations section 53.4945–5(d).			
6a	Did the foundation, during the year, receive any funds, directly or indirectly, to pay premiums on a personal benefit contract?	<input type="checkbox"/> Yes	<input checked="" type="checkbox"/> No	
b	Did the foundation, during the year, pay premiums, directly or indirectly, on a personal benefit contract?	6b		No
	If "Yes" to 6b, file Form 8870.			
7a	At any time during the tax year, was the foundation a party to a prohibited tax shelter transaction?	<input type="checkbox"/> Yes	<input checked="" type="checkbox"/> No	
b	If yes, did the foundation receive any proceeds or have any net income attributable to the transaction?	7b		

Part VIII

Information About Officers, Directors, Trustees, Foundation Managers, Highly Paid Employees, and Contractors

1 List all officers, directors, trustees, foundation managers and their compensation (see instructions).				
(a) Name and address	(b) Title, and average hours per week devoted to position	(c) Compensation (If not paid, enter -0-)	(d) Contributions to employee benefit plans and deferred compensation	(e) Expense account, other allowances
JOHN VAN WIE	Vice President	7,500	0	0
1018 Weber Avenue	2 00			
WI Dells, WI 53965				
BRUCE C RODGER	Secretary	7,500	0	0
476 County Road I	2 00			
Oxford, WI 53952				
JOHN C MITBY	President	0	0	0
PO Box 1767	10 00			
Madison, WI 53701				
2 Compensation of five highest-paid employees (other than those included on line 1—see instructions). If none, enter "NONE."				
(a) Name and address of each employee paid more than \$50,000	(b) Title, and average hours per week devoted to position	(c) Compensation	(d) Contributions to employee benefit plans and deferred compensation	(e) Expense account, other allowances
NONE				
Total number of other employees paid over \$50,000.				0

Part VIII

Information About Officers, Directors, Trustees, Foundation Managers, Highly Paid Employees, and Contractors (continued)

3 Five highest-paid independent contractors for professional services (see instructions). If none, enter "NONE".		
(a) Name and address of each person paid more than \$50,000	(b) Type of service	(c) Compensation
Axley Brynelson LLP 2 East Mifflin Street Suite 200 Madison, WI 53703	Legal servicesLegal	55,660
Total number of others receiving over \$50,000 for professional services.		1

Part IX-A

Summary of Direct Charitable Activities

List the foundation's four largest direct charitable activities during the tax year. Include relevant statistical information such as the number of organizations and other beneficiaries served, conferences convened, research papers produced, etc	Expenses
1	
2	
3	
4	

Part IX-B

Summary of Program-Related Investments (see instructions)

Describe the two largest program-related investments made by the foundation during the tax year on lines 1 and 2	Amount
1	
2	
All other program-related investments. See page 24 of the instructions	
3	
Total. Add lines 1 through 3	



Part X

Minimum Investment Return (All domestic foundations must complete this part. Foreign foundations, see instructions.)

1	Fair market value of assets not used (or held for use) directly in carrying out charitable, etc , purposes		
a	Average monthly fair market value of securities. . . . .	1a	1,984,363
b	Average of monthly cash balances. . . . .	1b	142,288
c	Fair market value of all other assets (see instructions). . . . .	1c	2,085,100
d	Total (add lines 1a, b, and c). . . . .	1d	4,211,751
e	Reduction claimed for blockage or other factors reported on lines 1a and 1c (attach detailed explanation). . . . .	1e	
2	Acquisition indebtedness applicable to line 1 assets. . . . .	2	
3	Subtract line 2 from line 1d. . . . .	3	4,211,751
4	Cash deemed held for charitable activities Enter 1 1/2% of line 3 (for greater amount, see instructions). . . . .	4	63,176
5	Net value of noncharitable-use assets. Subtract line 4 from line 3 Enter here and on Part V, line 4	5	4,148,575
6	Minimum investment return. Enter 5% of line 5. . . . .	6	207,429

Part XI

Distributable Amount (see instructions) (Section 4942(j)(3) and (j)(5) private operating foundations and certain foreign organizations check here ☐ and do not complete this part.)

1	Minimum investment return from Part X, line 6. . . . .	1	207,429
2a	Tax on investment income for 2013 from Part VI, line 5. . . . .	2a	1,863
b	Income tax for 2013 (This does not include the tax from Part VI ). . . . .	2b	
c	Add lines 2a and 2b. . . . .	2c	1,863
3	Distributable amount before adjustments Subtract line 2c from line 1. . . . .	3	205,566
4	Recoveries of amounts treated as qualifying distributions. . . . .	4	
5	Add lines 3 and 4. . . . .	5	205,566
6	Deduction from distributable amount (see instructions). . . . .	6	
7	Distributable amount as adjusted Subtract line 6 from line 5 Enter here and on Part XIII, line 1. . . . .	7	205,566

Part XII

Qualifying Distributions (see instructions)

1	Amounts paid (including administrative expenses) to accomplish charitable, etc , purposes		
a	Expenses, contributions, gifts, etc —total from Part I, column (d), line 26. . . . .	1a	220,700
b	Program-related investments—total from Part IX-B. . . . .	1b	
2	Amounts paid to acquire assets used (or held for use) directly in carrying out charitable, etc , purposes. . . . .	2	
3	Amounts set aside for specific charitable projects that satisfy the		
a	Suitability test (prior IRS approval required). . . . .	3a	
b	Cash distribution test (attach the required schedule). . . . .	3b	
4	Qualifying distributions. Add lines 1a through 3b Enter here and on Part V, line 8, and Part XIII, line 4	4	220,700
5	Foundations that qualify under section 4940(e) for the reduced rate of tax on net investment income Enter 1% of Part I, line 27b (see instructions). . . . .	5	1,863
6	Adjusted qualifying distributions. Subtract line 5 from line 4. . . . .	6	218,837
Note: The amount on line 6 will be used in Part V, column (b), in subsequent years when calculating whether the foundation qualifies for the section 4940(e) reduction of tax in those years			

Part XIII

Undistributed Income (see instructions)

	(a) Corpus	(b) Years prior to 2012	(c) 2012	(d) 2013
1 Distributable amount for 2013 from Part XI, line 7				205,566
2 Undistributed income, if any, as of the end of 2013				
a Enter amount for 2012 only. . . . .			172,603	
b Total for prior years 20____, 20____, 20____				
3 Excess distributions carryover, if any, to 2013				
a From 2008. . . . .				
b From 2009. . . . .				
c From 2010. . . . .				
d From 2011. . . . .				
e From 2012. . . . .				
f Total of lines 3a through e. . . . .				
4 Qualifying distributions for 2013 from Part XII, line 4 ▶ \$ 220,700				
a Applied to 2012, but not more than line 2a			172,603	
b Applied to undistributed income of prior years (Election required—see instructions). . . . .		46,749		
c Treated as distributions out of corpus (Election required—see instructions). . . . .				
d Applied to 2013 distributable amount. . . . .				
e Remaining amount distributed out of corpus	1,348			
5 Excess distributions carryover applied to 2013 (If an amount appears in column (d), the same amount must be shown in column (a).)				
6 Enter the net total of each column as indicated below:				
a Corpus Add lines 3f, 4c, and 4e Subtract line 5	1,348			
b Prior years' undistributed income Subtract line 4b from line 2b. . . . .				
c Enter the amount of prior years' undistributed income for which a notice of deficiency has been issued, or on which the section 4942(a) tax has been previously assessed. . . . .				
d Subtract line 6c from line 6b Taxable amount—see instructions . . . . .				
e Undistributed income for 2012 Subtract line 4a from line 2a Taxable amount—see instructions . . . . .				
f Undistributed income for 2013 Subtract lines 4d and 5 from line 1 This amount must be distributed in 2014 . . . . .				205,566
7 Amounts treated as distributions out of corpus to satisfy requirements imposed by section 170(b)(1)(F) or 4942(g)(3) (see instructions). . . . .				
8 Excess distributions carryover from 2008 not applied on line 5 or line 7 (see instructions). . . .				
9 Excess distributions carryover to 2014. Subtract lines 7 and 8 from line 6a . . . . .	1,348			
10 Analysis of line 9				
a Excess from 2009. . . .				
b Excess from 2010. . . .				
c Excess from 2011. . . .				
d Excess from 2012. . . .				
e Excess from 2013. . . . 1,348				

Part XIVPrivate Operating Foundations (see instructions and Part VII-A, question 9)

1a

If the foundation has received a ruling or determination letter that it is a private operating foundation, and the ruling is effective for 2013, enter the date of the ruling.

b

Check box to indicate whether the organization is a private operating foundation described in section 4942(j)(3) or 4942(j)(5)

☐ 4942(j)(3) or ☐ 4942(j)(5)

2a	Enter the lesser of the adjusted net income from Part I or the minimum investment return from Part X for each year listed.	Tax year	Prior 3 years			(e) Total
		(a) 2013	(b) 2012	(c) 2011	(d) 2010	
b	85% of line 2a					
c	Qualifying distributions from Part XII, line 4 for each year listed.					
d	Amounts included in line 2c not used directly for active conduct of exempt activities.					
e	Qualifying distributions made directly for active conduct of exempt activities. Subtract line 2d from line 2c.					
3	Complete 3a, b, or c for the alternative test relied upon					
a	"Assets" alternative test—enter					
	(1) Value of all assets					
	(2) Value of assets qualifying under section 4942(j)(3)(B)(i)					
b	"Endowment" alternative test— enter 2/3 of minimum investment return shown in Part X, line 6 for each year listed.					
c	"Support" alternative test—enter					
	(1) Total support other than gross investment income (interest, dividends, rents, payments on securities loans (section 512(a)(5)), or royalties).					
	(2) Support from general public and 5 or more exempt organizations as provided in section 4942(j)(3)(B)(iii).					
	(3) Largest amount of support from an exempt organization					
	(4) Gross investment income					

Part XVSupplementary Information (Complete this part only if the organization had \$5,000 or more in assets at any time during the year—see instructions.)

1

Information Regarding Foundation Managers:

a

List any managers of the foundation who have contributed more than 2% of the total contributions received by the foundation before the close of any tax year (but only if they have contributed more than \$5,000) (See section 507(d)(2) )

b

List any managers of the foundation who own 10% or more of the stock of a corporation (or an equally large portion of the ownership of a partnership or other entity) of which the foundation has a 10% or greater interest

2

Information Regarding Contribution, Grant, Gift, Loan, Scholarship, etc., Programs:

Check here ☒ if the foundation only makes contributions to preselected charitable organizations and does not accept unsolicited requests for funds. If the foundation makes gifts, grants, etc. (see instructions) to individuals or organizations under other conditions, complete items 2a, b, c, and d.

a

The name, address, and telephone number of the person to whom applications should be addressed

b

The form in which applications should be submitted and information and materials they should include

c

Any submission deadlines



d

Any restrictions or limitations on awards, such as by geographical areas, charitable fields, kinds of institutions, or other factors

**Part XV**

Supplementary Information (continued)

3 Grants and Contributions Paid During the Year or Approved for Future Payment

Recipient	If recipient is an individual, show any relationship to any foundation manager or substantial contributor	Foundation status of recipient	Purpose of grant or contribution	Amount
Name and address (home or business)				
<b>a</b> <i>Paid during the year</i> See Additional Data Table				
<b>Total</b> . . . . .			 <b>3a</b>	220,700
<b>b</b> <i>Approved for future payment</i> Easter Seals of WI Inc 101 Nob Hill Madison, WI 53713		PublicCharity	Remaining setaside from 2010	137,510
<b>Total</b> . . . . .			 <b>3b</b>	137,510


Enter gross amounts unless otherwise indicated

## Part XVI-B Relationship of Activities to the Accomplishment of Exempt Purposes

[illegible]



Form 990PF Part XV Line 3 - Grants and Contributions Paid During the Year or Approved for Future Payment

Recipient	If recipient is an individual, show any relationship to any foundation manager or substantial contributor	Foundation status of recipient	Purpose of grant or contribution	Amount
Name and address (home or business)				
<b>a</b> Paid during the year				
Easter Seals Wisconsin Inc 101 Nob Hill Madison, WI 53713		Other PublicCharity	Camp WawbeekPool project	136,000
WI Dells High School 520 Race Street WI Dells, WI 53965		SchoolDistrict	Scholarships	5,000
American Legion Post #187 609 Wisconsin Ave Wisconsin Dells, WI 53965		Charity	unrestrictedcharitable	25,000
City of Wisconsin Dells 722 Michigan Avenue Wisconsin Dells, WI 53965		Municipality	Charitablefoun contribution	10,000
Wisconsin Dells Historical Society 714 Broadway Wisconsin Dells, WI 53965		PublicCharity	restoration projCharitable	25,000
Meriter Foundation Inc 202 S Park Street Madison, WI 53715		PublicCharity	Unrestricted w/innursing program	19,700
<b>Total</b> . . . . .  <b>3a</b>				220,700

Form **4562**  
Department of the Treasury  
Internal Revenue Service (99)

Depreciation and Amortization  
(Including Information on Listed Property)

▶ See separate instructions.    ▶ Attach to your tax return.

OMB No 1545-0172

**2013**

Attachment  
Sequence No **179**

Name(s) shown on return Gregory C Van Wie Foundation Inc	Business or activity to which this form relates Form 990-PF page 1	<b>Identifying number</b>  39-1822927
---	---	---

Part I Election To Expense Certain Property Under Section 179

Note: If you have any listed property, complete Part V before you complete Part I.

1	Maximum amount (see instructions)	1	
2	Total cost of section 179 property placed in service (see instructions)	2	
3	Threshold cost of section 179 property before reduction in limitation (see instructions)	3	\$ 2,600,000
4	Reduction in limitation Subtract line 3 from line 2 If zero or less, enter -0-	4	
5	Dollar limitation for tax year Subtract line 4 from line 1 If zero or less, enter -0- If married filing separately, see instructions	5	

6	(a) Description of property	(b) Cost (business use only)	(c) Elected cost	
7	Listed property Enter the amount from line 29	7		
8	Total elected cost of section 179 property Add amounts in column (c), lines 6 and 7	8		
9	Tentative deduction Enter the smaller of line 5 or line 8	9		
10	Carryover of disallowed deduction from line 13 of your 2012 Form 4562	10		
11	Business income limitation Enter the smaller of business income (not less than zero) or line 5 (see instructions)	11		
12	Section 179 expense deduction Add lines 9 and 10, but do not enter more than line 11	12		
13	Carryover of disallowed deduction to 2014 Add lines 9 and 10, less line 12	13		

Note: Do not use Part II or Part III below for listed property. Instead, use Part V.

Part II Special Depreciation Allowance and Other Depreciation (Do not include listed property ) (See instructions )

14	Special depreciation allowance for qualified property (other than listed property) placed in service during the tax year (see instructions)	14	
15	Property subject to section 168(f)(1) election	15	
16	Other depreciation (including ACRS)	16	

Part III MACRS Depreciation (Do not include listed property.) (See instructions.)

Section A

17	MACRS deductions for assets placed in service in tax years beginning before 2013	17	34,859
18	If you are electing to group any assets placed in service during the tax year into one or more general asset accounts, check here		

Section B—Assets Placed in Service During 2013 Tax Year Using the General Depreciation System

(a) Classification of property	(b) Month and year placed in service	(c) Basis for depreciation (business/investment use only—see instructions)	(d) Recovery period	(e) Convention	(f) Method	(g) Depreciation deduction
19a 3-year property						
b 5-year property						
c 7-year property						
d 10-year property						
e 15-year property						
f 20-year property						
g 25-year property			25 yrs		S/L	
h Residential rental property			27 5 yrs	MM	S/L	
			27 5 yrs	MM	S/L	
i Nonresidential real property			39 yrs	MM	S/L	
				MM	S/L	

Section C—Assets Placed in Service During 2013 Tax Year Using the Alternative Depreciation System

20a Class life					S/L	
b 12-year			12 yrs		S/L	
c 40-year			40 yrs	MM	S/L	

Part IV Summary (see instructions.)

21	Listed property Enter amount from line 28	21	
22	Total. Add amounts from line 12, lines 14 through 17, lines 19 and 20 in column (g), and line 21 Enter here and on the appropriate lines of your return Partnerships and S corporations—see instructions	22	34,859
23	For assets shown above and placed in service during the current year, enter the portion of the basis attributable to section 263A costs	23	



Part V

Listed Property (Include automobiles, certain other vehicles, certain computers, and property used for entertainment, recreation, or amusement.)  
**Note:** For any vehicle for which you are using the standard mileage rate or deducting lease expense, complete **only** 24a, 24b, columns (a) through (c) of Section A, all of Section B, and Section C if applicable.

Section A—Depreciation and Other Information (Caution: See the instructions for limits for passenger automobiles.)

24a Do you have evidence to support the business/investment use claimed? <input type="checkbox"/> Yes <input type="checkbox"/> No						24b If "Yes," is the evidence written? <input type="checkbox"/> Yes <input type="checkbox"/> No		
(a) Type of property (list vehicles first)	(b) Date placed in service	(c) Business/ investment use percentage	(d) Cost or other basis	(e) Basis for depreciation (business/investment use only)	(f) Recovery period	(g) Method/ Convention	(h) Depreciation/ deduction	(i) Elected section 179 cost
25Special depreciation allowance for qualified listed property placed in service during the tax year and used more than 50% in a qualified business use (see instructions)						25		
26 Property used more than 50% in a qualified business use								
		%						
		%						
		%						
27 Property used 50% or less in a qualified business use								
		%				S/L -		
		%				S/L -		
		%				S/L -		
28 Add amounts in column (h), lines 25 through 27 Enter here and on line 21, page 1						28		
29 Add amounts in column (i), line 26 Enter here and on line 7, page 1							29	

Section B—Information on Use of Vehicles

Complete this section for vehicles used by a sole proprietor, partner, or other "more than 5% owner," or related person  
If you provided vehicles to your employees, first answer the questions in Section C to see if you meet an exception to completing this section for those vehicles

30 Total business/investment miles driven during the year (do not include commuting miles)	(a) Vehicle 1		(b) Vehicle 2		(c) Vehicle 3		(d) Vehicle 4		(e) Vehicle 5		(f) Vehicle 6	
31 Total commuting miles driven during the year												
32 Total other personal(noncommuting) miles driven												
33 Total miles driven during the year Add lines 30 through 32												
34 Was the vehicle available for personal use during off-duty hours?	Yes	No	Yes	No	Yes	No	Yes	No	Yes	No	Yes	No
35 Was the vehicle used primarily by a more than 5% owner or related person?												
36 Is another vehicle available for personal use?												

Section C—Questions for Employers Who Provide Vehicles for Use by Their Employees

Answer these questions to determine if you meet an exception to completing Section B for vehicles used by employees who are not more than 5% owners or related persons (see instructions)

37 Do you maintain a written policy statement that prohibits all personal use of vehicles, including commuting, by your employees?	Yes	No
38 Do you maintain a written policy statement that prohibits personal use of vehicles, except commuting, by your employees? See the instructions for vehicles used by corporate officers, directors, or 1% or more owners		
39 Do you treat all use of vehicles by employees as personal use?		
40 Do you provide more than five vehicles to your employees, obtain information from your employees about the use of vehicles, and retain the information received?		
41 Do you meet the requirements concerning qualified automobile demonstration use? (See instructions )		
<b>Note:</b> If your answer to 37, 38, 39, 40, or 41 is "Yes," do not complete Section B for the covered vehicles		

Part VI Amortization

(a) Description of costs	(b) Date amortization begins	(c) Amortizable amount	(d) Code section	(e) Amortization period or percentage	(f) Amortization for this year
42 Amortization of costs that begins during your 2013 tax year (see instructions)					
43 Amortization of costs that began before your 2013 tax year				43	
44 Total. Add amounts in column (f) See the instructions for where to report				44	

Note: To capture the full content of this document, please select landscape mode (11" x 8.5") when printing.

TY 2013 Depreciation Schedule

Name: Gregory C Van Wie Foundation Inc

EIN: 39-1822927

Description of Property	Date Acquired	Cost or Other Basis	Prior Years' Depreciation	Computation Method	Rate / Life (# of years)	Current Year's Depreciation Expense	Net Investment Income	Adjusted Net Income	Cost of Goods Sold Not Included
Broadway & Superior	2001-06-01	710,000	181,166	SL	39 00	15,618			
Bridge Mall Retail	2001-06-01	1,926,747	216,742	SL	39 00	18,692			
Bridge Mall- W10794 Pioneer Road	2001-06-01	530,000	10,314	SL	39 00	549			

# TY 2013 Investments Corporate Bonds Schedule

**Name:** Gregory C Van Wie Foundation Inc

**EIN:** 39-1822927

Name of Bond	End of Year Book Value	End of Year Fair Market Value
Goldman Sachs Bank, 1.5%, Due 1/20/15	25,065	25,206

**TY 2013 Investments Corporate  
Stock Schedule****Name:** Gregory C Van Wie Foundation Inc**EIN:** 39-1822927

<b>Name of Stock</b>	<b>End of Year Book Value</b>	<b>End of Year Fair Market Value</b>
Bank of Wisconsin Dells, 12,408 shares	1,178,760	1,812,655
See attached Baird Statement	40,353	63,690

**TY 2013 Investments - Land Schedule****Name:** Gregory C Van Wie Foundation Inc**EIN:** 39-1822927

Category/ Item	Cost/Other Basis	Accumulated Depreciation	Book Value	End of Year Fair Market Value
Properties	3,230,064	440,708	2,789,356	
Motel Property- vacant land	258,018		258,018	

## TY 2013 Legal Fees Schedule

**Name:** Gregory C Van Wie Foundation Inc

**EIN:** 39-1822927

Category	Amount	Net Investment Income	Adjusted Net Income	Disbursements for Charitable Purposes
Axley Brynelson, LLP Legal	55,660	30,979	30,979	

**TY 2013 Other Decreases Schedule****Name:** Gregory C Van Wie Foundation Inc**EIN:** 39-1822927

Description	Amount
LLP K-1 pass through income	10,732
Tax payments	19,296

## TY 2013 Other Expenses Schedule

**Name:** Gregory C Van Wie Foundation Inc

**EIN:** 39-1822927

Description	Revenue and Expenses per Books	Net Investment Income	Adjusted Net Income	Disbursements for Charitable Purposes
Rental Property Expenses	20,755	20,755	20,755	
Bank/Investment Fees	2,502	2,502	2,502	
Insurance	30,436	30,436	30,436	
Miscellaneous	1,075	1,075	1,075	



## TY 2013 Other Income Schedule

**Name:** Gregory C Van Wie Foundation Inc

**EIN:** 39-1822927

Description	Revenue And Expenses Per Books	Net Investment Income	Adjusted Net Income
Coldwater Canyon LLP	10,732	10,732	10,732

**TY 2013 Other Increases Schedule****Name:** Gregory C Van Wie Foundation Inc**EIN:** 39-1822927

Description	Amount
Capital Gain	40,807
Federal tax refund	2,133
2013 contribution cleared in January, 2014	136,000
Coldwater Caynon LLP non-tax distr.	10,000
2012 rent deposited in 2013	2,131

## TY 2013 Taxes Schedule

**Name:** Gregory C Van Wie Foundation Inc

**EIN:** 39-1822927

Category	Amount	Net Investment Income	Adjusted Net Income	Disbursements for Charitable Purposes
Property Taxes	47,577	47,577	47,577	

Part II, Line 10b  
Investments – corporate stock

# ASSET DETAILS

This section shows the cash, cash alternatives and/or securities in your account. It reflects market values as of the close of business, December 31, 2013. Any balances reflected in this section held in a bank deposit account or in shares of money market mutual funds may be liquidated on your order and the proceeds returned to your account or remitted to you. Please note, unrealized gain/loss is being prepared for informational purposes only and should not be used for tax preparation without the assistance of your tax advisor.

## CASH AND CASH ALTERNATIVES

	Current Value	Cost	Unrealized Gain/(-)Loss*	Anticipated Annualized Income	Current Yield %
INSURED DEPOSIT US BANK	133,851.22	133,851.22		13.39	0.01%
Net yield from 12/01/13 - 12/31/13 was 0.01% (Compounded)					
Deposits held at US Bank are insured by the FDIC up to \$250,000					
<b>Total Cash and Cash Alternatives</b>	<b>\$133,851.22</b>	<b>\$133,851.22</b>		<b>\$13.39</b>	<b>0.01%</b>

## PORTFOLIO ASSETS

	Symbol/CUSIP	Bond Rating*	Quantity	Current Price	Average Unit Cost	Current Value	Cost	Unrealized Gain/(-)Loss*	Anticipated Annualized Income	Current Yield %
<b>Stocks/Options</b>										
ABBOTT LABORATORIES	ABT		40	38.3300	20.6075	1,533.20	824.30	708.90	35.20	2.30%
AUTOMATIC DATA PROCESSING INC	ADP		23	80.7990	38.2900	1,858.37	880.67	977.70	44.16	2.38%
BAXTER INTERNATIONAL INC	BAX		20	69.5500	58.4175	1,391.00	1,168.35	222.65	39.20	2.82%
BECTON DICKINSON & COMPANY	BDX		14	110.4900	99.8793	1,546.86	1,398.31	148.55	30.52	1.97%
BOEING COMPANY	BA		14	136.4900	40.7021	1,910.86	569.83	1,341.03	40.88	2.14%
C H ROBINSON WORLDWIDE INC NEW	CHRW		20	58.3500	56.8920	1,167.00	1,137.84	29.16	28.00	2.40%
CELGENE CORP	CELG		11	168.9680	56.4764	1,858.64	621.24	1,237.40	N/A	N/A
CISCO SYSTEMS INC	CSCO		53	22.4300	18.8530	1,188.79	999.21	189.58	36.04	3.03%
COCA-COLA COMPANY	KO		33	41.3100	24.5848	1,363.23	811.30	551.93	36.96	2.71%
COMMERCE BANCSHARES INC	CBSH		19	44.9100	32.7726	853.29	622.68	230.61	16.28	1.91%
CONOCOPHILLIPS	COP		24	70.6500	23.3029	1,695.60	559.27	1,136.33	66.24	3.91%
EBAY INC	EBAY		15	54.8650	50.8980	822.97	763.47	59.50	N/A	N/A
EMERSON ELECTRIC COMPANY	EMR		26	70.1800	29.4281	1,824.68	765.13	1,059.55	44.72	2.45%
EXPRESS SCRIPTS HLDG COMPANY	ESRX		20	70.2400	43.6000	1,404.80	872.00	532.80	N/A	N/A
EXXON MOBIL CORP	XOM		15	101.2000	40.5727	1,518.00	608.59	909.41	37.80	2.49%
FMC CORP NEW	FMC		27	75.4600	57.8874	2,037.42	1,562.96	474.46	14.58	0.72%
FLOWSERVE CORP	FLS		29	78.8300	31.6666	2,286.07	918.33	1,367.74	16.24	0.71%

ASSET DETAILS continued

	Symbol/CUSIP Bond Rating+	Quantity	Current Price	Average Unit Cost	Current Value	Cost	Unrealized Gain/(-)Loss*	Anticipated Annualized Income	Current Yield %
<b>Stocks/Options continued</b>									
FREEPORT MCMORAN COPPER & GOLD	FCX	28	37 7400	33 6129	1,056 72	941 16	115 56	35 00	3 31%
GLOBAL PAYMENTS INC	GPX	23	64 9900	43 0313	1,494 77	989 72	505 05	1 84	0 12%
GRAINGER W W INC	GWW	5	255 4200	74 3520	1,277 10	371 76	905 34	18 60	1 46%
INTEL CORP	INTC	61	25 9550	13 6811	1,583 25	834 55	748 70	54 90	3 47%
INTERNATIONAL BUSINESS MACHINES CORP	IBM	6	187 5700	80 0900	1,125 42	480 54	644 88	22 80	2 03%
JOHNSON & JOHNSON	JNJ	18	91 5900	59 8800	1,648 62	1,077 84	570 78	47 52	2 88%
KELLOGG COMPANY	K	24	61 0700	47 1633	1,465 68	1,131 92	333 76	44 16	3 01%
KIMBERLY CLARK CORP	KMB	14	104 4600	60 0543	1,462 44	840 76	621 68	45 36	3 10%
LINCOLN NATIONAL CORP IN	LNC	18	51 6200	50 6889	929 16	912 40	16 76	11 52	1 24%
MEAD JOHNSON NUTRITION COMPANY	MJN	10	83 7600	34 9090	837 60	349 09	488 51	13 60	1 62%
MEDTRONIC INC	MDT	29	57 3900	30 3500	1,664 31	880 15	784 16	32 48	1 95%
MICROSOFT CORP	MSFT	41	37 4100	23 1900	1,533 81	950 79	583 02	45 92	2 99%
NIKE INC CL B	NKE	21	78 6400	32 1429	1,651 44	675 00	976 44	20 16	1 22%
PNC FINANCIAL SERVICES GROUP INC	PNC	12	77 5800	61 3258	930 96	735 91	195 05	21 12	2 27%
PARKER-HANNIFIN CORP	PH	16	128 6400	88 1363	2,058 24	1,410 18	648 06	28 80	1 40%
QUEST DIAGNOSTICS INC	DGX	16	53 5400	50 1781	856 64	802 85	53 79	19 20	2 24%
ROCKWELL AUTOMATION INC	ROK	14	118 1600	71 3950	1,654 24	999 53	654 71	32 48	1 96%
SCHLUMBERGER LTD	SLB	14	90 1100	39 5200	1,261 54	553 28	708 26	17 50	1 39%
SCOTT'S MIRACLE-GRO CO	SMG	33	62 2200	45 0497	2,053 26	1,486 64	566 62	57 75	2 81%
STRYKER CORP	SYK	22	75 1400	40 9118	1,653 08	900 06	753 02	26 84	1 62%
SUNCOKE ENERGY INC	SXC	13	22 8100	8 0423	296 53	104 55	191 97	N/A	N/A
SYSCO CORP	SY	40	36 1000	25 3338	1,444 00	1,013 35	430 65	46 40	3 21%
ULTRA PETROLEUM CORP	UPL	61	21 6500	18 4803	1,320 65	1,127 30	193 35	N/A	N/A
URBAN OUTFITTERS INC	URBN	21	37 1000	30 2538	779 10	635 33	143 77	N/A	N/A
VALSPAR CORP	VAL	20	71 2900	63 4535	1,425 80	1,269 07	156 73	20 80	1 46%
VARIAN MEDICAL SYSTEMS INC	VAR	18	77 6900	74 1856	1,398 42	1,335 34	63 08	N/A	N/A
WESTERN UNION COMPANY	WU	90	17 2500	14 9299	1,552 50	1,343 69	208 81	45 00	2 90%
WINDSTREAM HOLDINGS INC	WIN	127	7 9800	8 7899	1,013 46	1,116 32	-102 86	127 00	12 53%
<b>Total Stocks/Options</b>						<b>\$40,352.56</b>	<b>\$23,336.95</b>	<b>\$1,323.57</b>	<b>2.08%</b>

# Part IV

## Capital Gains and Losses

CASH MANAGEMENT CHECKWRITING EXPENSE SUMMARY continued

Expense Category	Expense Code	This Period	Year-to-Date	Pct of Total
------------------	--------------	-------------	--------------	--------------

**Cash Management Expense Summary**      **\$83,280.44**      **\$174,100.20**      **100%**

If your MasterCard® Debit Card is lost or stolen, IMMEDIATELY call toll-free (888) 792-7526  
For calls placed internationally, please call collect (701) 461-0621

REALIZED GAINS(-)LOSSES

This section presents estimated realized gains or losses for your information only, and should not be used for tax purposes. To calculate gains or losses, the position with the highest purchase price has been liquidated first unless you have instructed us otherwise. We suggest you review this information for accuracy and contact your Baird Financial Advisor with any questions.

Stocks/Options

	Date Acquired	Date Sold	Quantity	Purchase Price	Sale Price	Cost Basis	Sale Proceeds	Realized Gain/(-)Loss*
ABBVIE INC	09/26/12 c	04/16/13	9	36 1050	41 6491	324 95	374 83	49 88 (ST)
	05/31/06 n	04/16/13	30	22 1630	41 6491	664 88	1,249 45	584 57 (LT)
	08/10/09 n	04/16/13	15	22 9010	41 6491	343 52	624 72	281 20 (LT)
	12/16/10 n	04/16/13	1	25 1220	41 6491	25 12	41 64	16 52 (LT)
			55			1,358 47	2,290 64	932 17
ABBOTT LABORATORIES	04/16/13 c	12/18/13	57	36 2300	37 6100	2,065 11	2,143 73	78 62 (ST)
	08/10/09 n	12/18/13	5	21 1186	37 6100	105 60	188 06	82 46 (LT)
	12/16/10 n	12/18/13	1	23 1660	37 6100	23 16	37 60	14 44 (LT)
	09/26/12 c	12/18/13	9	33 2947	37 6100	299 65	338 48	38 83 (LT)
			72			2,493 52	2,707 87	214 35
AUTOMATIC DATA PROC INC	05/31/06 n	12/18/13	30	41 4344	78 1201	1,243 04	2,343 55	1,100 51 (LT)
	03/13/07 n	12/18/13	10	43 4849	78 1201	434 85	781 18	346 33 (LT)
	08/10/09 n	12/18/13	2	38 2900	78 1201	76 58	156 25	79 67 (LT)
			42			1,754 47	3,280 98	1,526 51
B M C SOFTWARE INC	09/26/12 c	06/20/13	10	41 3500	44 8864	413 50	448 85	35 35 (ST)
	08/19/11 c	06/20/13	27	38 3825	44 8864	1,036 33	1,211 92	175 59 (LT)
			37			1,449 83	1,660 77	210 94
B M C SOFTWARE INC	08/19/11 c	06/21/13	13	38 3825	44 7022	498 97	581 11	82 14 (LT)
BARD CR INC	01/29/09 n	10/01/13	10	85 9521	115 7622	859 52	1,157 59	298 07 (LT)
	04/24/09 n	10/01/13	10	71 9870	115 7622	719 87	1,157 60	437 73 (LT)
			20			1,579 39	2,315 19	735 80
BAXTER INTL INC	08/28/12 c	12/18/13	26	58 6106	66 7800	1,523 88	1,736 25	212 37 (LT)
	09/26/12 c	12/18/13	11	59 9900	66 7800	659 89	734 56	74 67 (LT)
			37			2,183 77	2,470 81	287 04
BECTON DICKINSON COMPANY	09/27/13 c	12/18/13	26	99 8798	107 2001	2,596 88	2,787 15	190 27 (ST)
BOEING COMPANY	02/02/09 n	12/18/13	26	40 7027	135 1750	1,058 27	3,514 48	2,456 21 (LT)
BRISTOL MYERS SQUIBB CO	05/31/06 n	04/16/13	67	24 5800	40 8930	1,646 86	2,739 76	1,092 90 (LT)
CH ROBINSON WORLDWID NEW	04/16/13 c	12/18/13	1	56 8923	56 3900	56 90	56 40	-0 50 (ST)
	10/17/12 c	12/18/13	17	61 5805	56 3900	1,046 87	958 61	-88 26 (LT)
	10/18/12 c	12/18/13	8	61 2245	56 3900	489 80	451 11	-88 69 (LT)
	10/22/12 c	12/18/13	9	60 1624	56 3900	541 46	507 49	-33 97 (LT)



GREGORY C VAN WIE CHARITABLE  
FOUNDATION INC  
JOHN C MITBY

Statement Period JANUARY 1 - DECEMBER 31, 2013  
Account Number 3862-8698 AT23

BAIRD

REALIZED GAINS/(-)LOSSES continued

Stocks/Options continued

	Date Acquired	Date Sold	Quantity	Purchase Price	Sale Price	Cost Basis	Sale Proceeds	Realized Gain/(-)Loss*
			35			2,135.03	1,973.61	-161.42
CELGENE CORP	01/12/11 c	09/27/13	10	57.8001	152.0039	578.00	1,520.01	942.01 (LT)
CELGENE CORP	01/12/11 c	12/18/13	10	57.8001	160.1300	578.00	1,601.26	1,023.26 (LT)
	01/20/11 c	12/18/13	9	56.4769	160.1300	508.30	1,441.15	932.85 (LT)
			19			1,086.30	3,042.41	1,956.11
CISCO SYSTEMS INC	01/19/11 c	12/18/13	50	21.0971	20.7001	1,054.86	1,034.98	-19.88 (LT)
	01/20/11 c	12/18/13	45	20.8016	20.7001	936.08	931.49	-4.59 (LT)
			95			1,990.94	1,966.47	-24.47
COCA COLA COMPANY	08/28/08 n	12/18/13	50	26.6447	39.5400	1,332.23	1,976.95	644.72 (LT)
	08/10/09 n	12/18/13	7	24.5850	39.5400	172.10	276.79	104.69 (LT)
	09/26/12 c	12/18/13	2	38.0900	39.5400	76.18	79.07	2.89 (LT)
			59			1,580.51	2,332.81	752.30
COMMERCE BANCSHARES INC	07/10/07 n	12/17/13	0.500	31.8526	44.0400	16.39	22.02	5.63 (LT)
COMMERCE BANCSHARES INC	07/10/07 n	12/18/13	33	31.8526	44.1400	1,081.48	1,456.59	375.11 (LT)
CONOCOPHILLIPS	01/08/02 n	12/18/13	21	22.9111	68.9500	489.37	1,447.93	958.56 (LT)
	09/26/12 c	12/18/13	21	57.0000	68.9500	1,197.00	1,447.92	250.92 (LT)
	10/24/12 c	12/18/13	1	55.9640	68.9500	55.96	68.94	12.98 (LT)
			43			1,742.33	2,964.79	1,222.46
EBAY INC	06/20/13 c	12/18/13	27	50.8981	52.2500	1,374.25	1,410.72	36.47 (ST)
EMERSON ELECTRIC COMPANY	01/08/02 n	12/18/13	29	28.9200	67.2413	853.43	1,949.96	1,096.53 (LT)
	08/10/09 n	12/18/13	5	35.6600	67.2413	178.30	336.20	157.90 (LT)
	09/26/12 c	12/18/13	12	47.8600	67.2413	574.32	806.88	232.56 (LT)
			46			1,606.05	3,093.04	1,486.99
EXPRESS SCRIPTS HLDG CO	12/19/11 c	12/18/13	25	43.6000	67.3101	1,090.00	1,682.72	592.72 (LT)
	03/20/12 c	12/18/13	10	52.6867	67.3101	526.87	673.08	146.21 (LT)
			35			1,616.87	2,355.80	738.93
EXXON MOBIL CORP	01/08/02 n	12/18/13	15	39.7700	98.6201	608.61	1,479.28	870.67 (LT)
	08/10/09 n	12/18/13	5	69.3200	98.6201	346.60	493.09	146.49 (LT)
	09/26/12 c	12/18/13	7	91.4900	98.6201	640.43	690.32	49.89 (LT)
			27			1,595.64	2,662.69	1,067.05
FMC CORP NEW	12/27/12 c	12/18/13	50	57.8877	72.5900	2,894.39	3,629.43	735.04 (ST)
FLOWSERVE CORP	12/10/09 n	12/18/13	31	31.6666	74.0201	981.67	2,294.59	1,312.92 (LT)
	11/04/10 n	12/18/13	21	32.5829	74.0201	684.24	1,554.39	870.15 (LT)
			52			1,665.91	3,848.98	2,183.07
FREEPORT MCMRN COP & GLD	08/17/12 c	12/18/13	19	35.4141	34.9801	672.87	664.60	-8.27 (LT)
	08/20/12 c	12/18/13	25	34.8872	34.9801	872.18	874.50	2.32 (LT)
	09/26/12 c	12/18/13	6	38.4800	34.9801	230.88	209.87	-21.01 (LT)
			50			1,775.93	1,748.97	-26.96
GLOBAL PAYMENTS INC	03/18/10 n	12/18/13	11	46.3323	62.1800	509.65	683.96	174.30 (LT)
	03/19/10 n	12/18/13	30	46.1333	62.1800	1,384.00	1,865.37	481.37 (LT)
			41			1,893.66	2,549.33	655.67
GRAINGER W W INC	01/29/09 n	12/18/13	7	74.3526	253.1001	520.47	1,771.67	1,251.20 (LT)
	09/26/12 c	12/18/13	1	207.9100	253.1001	207.91	253.09	45.18 (LT)
			8			728.38	2,024.76	1,296.38
INTEL CORP	04/17/13 c	12/18/13	45	21.6986	24.8710	976.44	1,119.17	142.73 (ST)

REALIZED GAINS(-)LOSSES continued

Stocks/Options continued

	Date Acquired	Date Sold	Quantity	Purchase Price	Sale Price	Cost Basis	Sale Proceeds	Realized Gain/(-)Loss*
INTL BUSINESS MACHS CORP	05/31/06 n	12/18/13	5	17 9690	24 8710	89 84	124 35	34 51 (LT)
	01/29/09 n	12/18/13	29	13 6812	24 8710	396 76	721 26	324 50 (LT)
	09/26/12 c	12/18/13	28	22 5300	24 8710	630 84	696 37	65 53 (LT)
			107			2,093 88	2,661 15	567 27
JOHNSON & JOHNSON	09/27/13 c	12/18/13	3	186 8841	176 6200	560 65	529 84	-30 81 (ST)
	05/31/06 n	12/18/13	9	80 0900	176 6200	720 81	1,589 56	868 75 (LT)
			12			1 281 46	2 119 40	837 94
KELLOGG COMPANY	05/31/06 n	12/18/13	22	60 1300	91 4800	1,322 86	2,012 52	689 66 (LT)
	09/26/12 c	12/18/13	10	69 3400	91 4800	693 40	914 78	221 38 (LT)
			32			2,016 26	2,927 30	911 04
KIMBERLY CLARK CORP	08/25/08 n	12/18/13	30	53 7490	60 3800	1,612 46	1,811 36	198 90 (LT)
	09/26/12 c	12/18/13	13	51 9300	60 3800	675 09	784 93	109 84 (LT)
			43			2,287 55	2,596 29	308 74
LENNOX INTL INC	05/25/05 n	12/18/13	5	65 0500	104 3101	331 78	521 54	189 76 (LT)
	07/10/07 n	12/18/13	21	66 3400	104 3101	1,393 14	2,190 47	797 33 (LT)
			26			1,724 92	2,712 01	987 09
LINCOLN NATL CORP IN	07/26/11 c	09/27/13	21	37 4665	75 0421	786 80	1,575 85	789 05 (LT)
	07/26/11 c	10/01/13	16	37 4665	75 6843	599 45	1,210 92	611 47 (LT)
	08/19/11 c	10/01/13	5	28 4394	75 6843	142 20	378 42	236 22 (LT)
MC CORMICK & COMPANY	01/08/02 n	12/18/13	21	49 7500	50 3101	741 65	1,589 34	847 69
	05/25/05 n	04/16/13	25	34 3300	70 9561	881 90	1,773 86	891 96 (LT)
	08/10/09 n	04/16/13	30	31 5900	70 9561	947 70	2,128 64	1,180 94 (LT)
			55			1,829 60	3,902 50	2,072 90
MEAD JOHNSON NUTR TN CO	08/10/09 n	12/18/13	9	34 6428	83 3301	314 19	749 96	435 77 (LT)
	09/26/12 c	12/18/13	9	73 9700	83 3301	665 73	749 95	84 22 (LT)
			18			979 92	1,499 91	519 99
MEDTRONIC INC	12/04/08 n	12/18/13	31	30 3500	57 1000	940 85	1,770 07	829 22 (LT)
	09/26/12 c	12/18/13	20	43 3500	57 1000	867 00	1,141 97	274 97 (LT)
			51			1,807 85	2,912 04	1,104 19
MICROSOFT CORP	05/31/06 n	12/18/13	34	23 1900	35 9801	788 46	1,223 31	434 85 (LT)
	08/10/09 n	12/18/13	10	23 4400	35 9801	234 40	359 79	125 39 (LT)
	09/26/12 c	12/18/13	29	30 0990	35 9801	872 87	1,043 40	170 53 (LT)
			73			1,895 73	2,626 50	730 77
MOLEX INC CL A	12/04/08 n	09/27/13	57	11 2949	38 2451	643 81	2,179 93	1,536 12 (LT)
	09/26/12 c	09/27/13	22	21 4000	38 2451	470 80	841 37	370 57 (LT)
			79			1,114 61	3,021 30	1,906 69
NIKE INC CL B	12/04/08 n	10/01/13	78	11 2949	38 2912	880 99	2,986 65	2,105 66 (LT)
	10/14/09 n	12/18/13	37	32 1430	77 6900	1,189 29	2,874 47	1,685 18 (LT)
	01/08/02 n	12/18/13	23	30 1100	74 7250	1,410 52	1,718 65	308 13 (LT)
PARKER HANNIFIN CORP	04/03/13 c	12/18/13	29	88 1365	121 7601	2,555 96	3,530 97	975 01 (ST)
	02/22/07 n	12/18/13	14	52 6595	53 7800	737 23	752 91	15 68 (LT)
	08/10/09 n	12/18/13	5	53 2000	53 7800	266 00	268 89	2 89 (LT)
QUEST DIAGNOSTICS INC	09/26/12 c	12/18/13	9	62 9000	53 7800	566 10	484 01	-82 09 (LT)
			28			1,569 33	1,505 81	-63 52

**REALIZED GAINS/(-)LOSSES - continued**

**Stocks/Options continued**

	Date Acquired	Date Sold	Quantity	Purchase Price	Sale Price	Cost Basis	Sale Proceeds	Realized Gain/(-)Loss*
ROCKWELL AUTOMATION INC	04/03/12 c	12/18/13	26	78 9579	112 1701	2,052 91	2,916 36	863 45 (LT)
SCHLUMBERGER LTD	12/04/08 n	12/18/13	6	39 5200	86 0500	237 12	516 30	279 18 (LT)
	08/19/11 c	12/18/13	5	74 3497	86 0500	371 75	430 24	58 49 (LT)
	04/20/12 c	12/18/13	10	72 9884	86 0500	729 88	860 48	130 60 (LT)
	09/26/12 c	12/18/13	3	71 8600	86 0500	215 58	258 14	42 56 (LT)
			24			1,554 33	2,065 16	510 83
SCOTTS MIRACLE-GRO CO	04/16/13 c	12/18/13	58	45 0498	61 1150	2,612 89	3,544 60	931 71 (ST)
STRYKER CORP	06/12/09 n	12/18/13	18	40 9123	72 5400	736 43	1,305 70	569 27 (LT)
	07/22/10 n	12/18/13	10	46 9595	72 5400	469 60	725 38	255 78 (LT)
	09/26/12 c	12/18/13	12	55 7200	72 5400	668 64	870 46	201 82 (LT)
			40			1,874 67	2,901 54	1,026 87
SUNCOKE ENERGY INC	09/07/07 n	12/18/13	10 571	22 7119	22 6301	240 09	239 22	-0 87 (LT)
	01/29/09 n	12/18/13	5 285	14 4017	22 6301	76 12	119 61	43 49 (LT)
	03/31/09 n	12/18/13	8 142	8 1731	22 6301	66 56	184 28	117 72 (LT)
			24			382 77	543 11	160 34
SYSCO CORP	05/31/06 n	12/18/13	50	30 6100	36 1200	1,530 50	1,805 97	275 47 (LT)
	09/26/12 c	12/18/13	22	30 8500	36 1200	678 70	794 62	115 92 (LT)
			72			2,209 20	2,600 59	391 39
ULTRA PETROLEUM CORP	09/27/13 c	12/18/13	20	20 7139	20 0639	414 28	401 27	-13 01 (ST)
	12/11/09 n	12/18/13	27	46 5853	20 0639	1,257 80	541 71	-716 09 (LT)
	01/19/10 n	12/18/13	2	52 0864	20 0639	104 17	40 12	-64 05 (LT)
	01/22/10 n	12/18/13	2	50 9328	20 0639	101 87	40 12	-61 75 (LT)
	01/26/10 n	12/18/13	4	49 7421	20 0639	198 97	80 25	-118 72 (LT)
	01/28/10 n	12/18/13	5	46 8776	20 0639	234 39	100 31	-134 08 (LT)
	08/19/11 c	12/18/13	20	34 4776	20 0639	689 55	401 27	-288 28 (LT)
	04/20/12 c	12/18/13	27	18 4805	20 0639	498 98	541 75	42 77 (LT)
			107			3,500 01	2,146 80	-1,353 21
UNITED TECHNOLOGIES CORP	09/26/12 c	04/03/13	10	78 5900	93 3947	785 90	933 92	148 02 (ST)
	05/31/06 n	04/03/13	10	62 9300	93 3947	629 30	933 92	304 62 (LT)
	08/10/09 n	04/03/13	15	56 2700	93 3947	844 05	1,400 89	556 84 (LT)
			35			2,259 25	3,268 73	1,009 48
URBAN OUTFITTERS INC	04/15/11 c	12/18/13	27	30 5231	35 7901	824 12	966 30	142 18 (LT)
	04/18/11 c	12/18/13	12	30 2542	35 7901	363 06	429 48	66 42 (LT)
			39			1,187 18	1,395 78	208 60
VALSPAR CORP	09/27/13 c	12/18/13	4	63 4539	69 6800	253 82	278 72	24 90 (ST)
	10/01/13 c	12/18/13	31	64 1508	69 6800	1,988 67	2,160 03	171 36 (ST)
			35			2,242 49	2,438 75	196 26
VARIAN MED SYS INC	09/27/13 c	12/18/13	4	74 1860	77 5601	296 75	310 24	13 49 (ST)
	10/01/13 c	12/18/13	28	75 2016	77 5601	2,105 64	2,171 63	65 99 (ST)
			32			2,402 39	2,481 87	79 48
WESTERN UNION COMPANY	04/16/13 c	12/18/13	28	14 9299	16 8500	418 04	471 81	53 77 (ST)
	06/20/11 c	12/18/13	46	19 8744	16 8500	914 22	775 08	-139 14 (LT)
	06/21/11 c	12/18/13	44	19 8960	16 8500	875 42	741 38	-134 04 (LT)
	08/24/12 c	12/18/13	17	17 3533	16 8500	295 01	286 44	-8 57 (LT)
	09/26/12 c	12/18/13	25	18 4800	16 8500	462 00	421 24	-40 76 (LT)

**REALIZED GAINS/(-)LOSSES** continued

**Stocks/Options continued**

	Date Acquired	Date Sold	Quantity	Purchase Price	Sale Price	Cost Basis	Sale Proceeds	Realized Gain/(-)Loss*
WINDSTREAM HOLDINGS INC			160			2,964.69	2,695.95	-268.74
	01/08/02 n	12/18/13	100	10.3514	8.0900	1,056.99	808.98	-248.01 (LT)
	08/10/09 n	12/18/13	23	8.7899	8.0900	202.17	186.07	-16.10 (LT)
	09/26/12 c	12/18/13	102	10.4000	8.0900	1,060.80	825.16	-235.64 (LT)
			225			2,319.96	1,820.21	-499.75
<b>Total Stocks/Options</b>						<b>\$97,333.61</b>	<b>\$138,140.67</b>	<b>\$40,807.06</b>

**Total Realized Gains/(-)Losses**

						<b>\$97,333.61</b>	<b>\$138,140.67</b>	<b>\$40,807.06</b>
<b>Total Net Short-Term (ST)</b>						<b>\$22,695.02</b>	<b>\$26,303.31</b>	<b>\$3,608.29</b>
<b>Total Net Long-Term (LT)</b>						<b>\$74,638.59</b>	<b>\$111,837.36</b>	<b>\$37,198.77</b>

\* Please note "Realized Gain/(-)Loss" does not equal total sale proceeds minus total cost basis if any cost basis amounts are missing  
c Covered Tax Lot - The cost basis, holding period and sale proceeds on this tax lot will be reported by Baird to the IRS for taxable (reportable) accounts  
n Noncovered Tax Lot - The cost basis and holding period on this tax lot will not be reported by Baird to the IRS. The sale proceeds will be reported to the IRS for taxable (reportable) accounts. Cost information is being supplied for informational purposes only

**INTERESTED PARTIES AND/OR SUPPORTING REPRESENTATIVE(S)**

Per your request, a copy of this statement has also been sent to

EDWARD TERRY  
SUBY VON HADEN  
1221 JOHN Q HAMMONS DRIVE  
MADISON WI 53717-2912

Your Supporting Representative(s) is (are)

ROBERT W BAIRD & CO INC  
JOEL MC NEIL  
Telephone (608) 252-5700

ROBERT W BAIRD & CO INC  
VICTOR RODRIGUEZ  
Telephone (608) 252-5700

ROBERT W BAIRD & CO INC  
ADVISORY SERVICES