



See a Social Security Number? Say Something!
Report Privacy Problems to <https://public.resource.org/privacy>
Or call the IRS Identity Theft Hotline at 1-800-908-4490



Return of Private Foundation

or Section 4947(a)(1) Trust Treated as Private Foundation

Do not enter Social Security numbers on this form as it may be made public.

Information about Form 990-PF and its separate instructions is at www.irs.gov/form990pf

2013

Open to Public Inspection

For calendar year 2013 or tax year beginning

, and ending

Name of foundation THE WETSMAN FOUNDATION		A Employer identification number 38-6056692
Number and street (or P.O. box number if mail is not delivered to street address) 132 N OLD WOODWARD		B Telephone number (248) 642-5100
City or town, state or province, country, and ZIP or foreign postal code BIRMINGHAM, MI 48009		C If exemption application is pending, check here <input type="checkbox"/>
G Check all that apply: <input type="checkbox"/> Initial return <input type="checkbox"/> Final return <input type="checkbox"/> Address change <input type="checkbox"/> Initial return of a former public charity <input type="checkbox"/> Amended return <input type="checkbox"/> Name change		D 1. Foreign organizations, check here <input type="checkbox"/> 2. Foreign organizations meeting the 85% test, check here and attach computation <input type="checkbox"/>
H Check type of organization: <input checked="" type="checkbox"/> Section 501(c)(3) exempt private foundation <input type="checkbox"/> Section 4947(a)(1) nonexempt charitable trust <input type="checkbox"/> Other taxable private foundation		E If private foundation status was terminated under section 507(b)(1)(A), check here <input type="checkbox"/>
I Fair market value of all assets at end of year (from Part II, col. (c), line 16) \$ 3,489,829.	J Accounting method: <input type="checkbox"/> Cash <input checked="" type="checkbox"/> Accrual <input type="checkbox"/> Other (specify) _____	F If the foundation is in a 60-month termination under section 507(b)(1)(B), check here <input type="checkbox"/>

Part I Analysis of Revenue and Expenses (The total of amounts in columns (b), (c), and (d) may not necessarily equal the amounts in column (a))		(a) Revenue and expenses per books	(b) Net investment income	(c) Adjusted net income	(d) Disbursements for charitable purposes (cash basis only)
1 Contributions, gifts, grants, etc., received		10,758.		N/A	
2 Check <input type="checkbox"/> if the foundation is not required to attach Sch. B					
3 Interest on savings and temporary cash investments		22.	22.		STATEMENT 1
4 Dividends and interest from securities		67,023.	67,023.		STATEMENT 2
5a Gross rents					
b Net rental income or (loss)					
6a Net gain or (loss) from sale of assets not on line 10		-326.			
b Gross sales price for all assets on line 6a		1,129,557.			
7 Capital gain net income (from Part IV, line 2)			0.		
8 Net short-term capital gain					
9 Income modifications					
10a Gross sales less returns and allowances					
b Less Cost of goods sold					
c Gross profit or (loss)					
11 Other income		14,608.	14,608.		STATEMENT 3
12 Total Add lines 1 through 11		92,085.	81,653.		
13 Compensation of officers, directors, trustees, etc		0.	0.		0.
14 Other employee salaries and wages					
15 Pension plans, employee benefits					
16a Legal fees					
b Accounting fees STMT 4		4,500.	4,500.		0.
c Other professional fees					
17 Interest					
18 Taxes STMT 5		3,192.	1,507.		0.
19 Depreciation and depletion					
20 Occupancy					
21 Travel, conferences, and meetings					
22 Printing and publications					
23 Other expenses STMT 6		15,862.	15,862.		0.
24 Total operating and administrative expenses. Add lines 13 through 23		23,554.	21,869.		0.
25 Contributions, gifts, grants paid		191,955.			191,955.
26 Total expenses and disbursements. Add lines 24 and 25		215,509.	21,869.		191,955.
27 Subtract line 26 from line 12:					
a Excess of revenue over expenses and disbursements		-123,424.			
b Net investment income (if negative, enter -0-)			59,784.		
c Adjusted net income (if negative, enter -0-)				N/A	

P12

Part II Balance Sheets		Attached schedules and amounts in the description column should be for end-of-year amounts only		Beginning of year	End of year	
				(a) Book Value	(b) Book Value	(c) Fair Market Value
Assets	1 Cash - non-interest-bearing			230,916.	213,635.	213,635.
	2 Savings and temporary cash investments			35,191.	35,219.	35,219.
	3 Accounts receivable ▶					
	Less: allowance for doubtful accounts ▶					
	4 Pledges receivable ▶					
	Less: allowance for doubtful accounts ▶					
	5 Grants receivable					
	6 Receivables due from officers, directors, trustees, and other disqualified persons					
	7 Other notes and loans receivable STMT 9 ▶ 250,000.					
	Less: allowance for doubtful accounts ▶ 0.			250,000.	250,000.	250,000.
	8 Inventories for sale or use					
	9 Prepaid expenses and deferred charges					
	10a Investments - U.S. and state government obligations STMT 10			1,024,481.	688,084.	687,247.
	b Investments - corporate stock STMT 11			647,027.	874,855.	1,790,862.
	c Investments - corporate bonds STMT 12			261,780.	245,717.	243,059.
Liabilities	11 Investments - land, buildings, and equipment basis ▶					
	Less: accumulated depreciation ▶					
	12 Investments - mortgage loans					
	13 Investments - other					
	14 Land, buildings, and equipment basis ▶					
	Less: accumulated depreciation ▶					
	15 Other assets (describe ▶ STATEMENT 13)			256,834.	269,807.	269,807.
	16 Total assets (to be completed by all filers - see the instructions Also, see page 1, item 1)			2,706,229.	2,577,317.	3,489,829.
	17 Accounts payable and accrued expenses					
	18 Grants payable					
Net Assets or Fund Balances	19 Deferred revenue					
	20 Loans from officers, directors, trustees, and other disqualified persons					
	21 Mortgages and other notes payable					
	22 Other liabilities (describe ▶)					
	23 Total liabilities (add lines 17 through 22)			0.	0.	
	Foundations that follow SFAS 117, check here ▶ <input type="checkbox"/>					
	24 Unrestricted					
	25 Temporarily restricted					
	26 Permanently restricted					
	Foundations that do not follow SFAS 117, check here ▶ <input checked="" type="checkbox"/>					
Net Assets or Fund Balances	27 Capital stock, trust principal, or current funds			0.	0.	
	28 Paid-in or capital surplus, or land, bldg., and equipment fund			0.	0.	
	29 Retained earnings, accumulated income, endowment, or other funds			2,706,229.	2,577,317.	
	30 Total net assets or fund balances			2,706,229.	2,577,317.	
	31 Total liabilities and net assets/fund balances			2,706,229.	2,577,317.	

Part III Analysis of Changes in Net Assets or Fund Balances

1 Total net assets or fund balances at beginning of year - Part II, column (a), line 30 (must agree with end-of-year figure reported on prior year's return)	1	2,706,229.
2 Enter amount from Part I, line 27a	2	-123,424.
3 Other increases not included in line 2 (itemize) ▶	3	0.
4 Add lines 1, 2, and 3	4	2,582,805.
5 Decreases not included in line 2 (itemize) ▶ SEE STATEMENT 8	5	5,488.
6 Total net assets or fund balances at end of year (line 4 minus line 5) - Part II, column (b), line 30	6	2,577,317.

Part IV Capital Gains and Losses for Tax on Investment Income

(a) List and describe the kind(s) of property sold (e.g., real estate, 2-story brick warehouse, or common stock, 200 shs. MLC Co.)	(b) How acquired P - Purchase D - Donation	(c) Date acquired (mo., day, yr.)	(d) Date sold (mo., day, yr.)
1a			
b SEE ATTACHED STATEMENT			
c			
d			
e			

(e) Gross sales price	(f) Depreciation allowed (or allowable)	(g) Cost or other basis plus expense of sale	(h) Gain or (loss) (e) plus (f) minus (g)
a			
b			
c			
d			
e 1,129,557.		1,129,883.	-326.

Complete only for assets showing gain in column (h) and owned by the foundation on 12/31/69			(l) Gains (Col. (h) gain minus col. (k), but not less than -0-) or Losses (from col. (h))
(i) F.M.V. as of 12/31/69	(j) Adjusted basis as of 12/31/69	(k) Excess of col. (i) over col. (j), if any	
a			
b			
c			
d			
e			-326.

2 Capital gain net income or (net capital loss)	{ If gain, also enter in Part I, line 7 If (loss), enter -0- in Part I, line 7 }	2	-326.
3 Net short-term capital gain or (loss) as defined in sections 1222(5) and (6): If gain, also enter in Part I, line 8, column (c). If (loss), enter -0- in Part I, line 8	}	3	N/A

Part V Qualification Under Section 4940(e) for Reduced Tax on Net Investment Income

(For optional use by domestic private foundations subject to the section 4940(a) tax on net investment income.)

If section 4940(d)(2) applies, leave this part blank.

Was the foundation liable for the section 4942 tax on the distributable amount of any year in the base period?

☐ Yes ☒ No

If "Yes," the foundation does not qualify under section 4940(e). Do not complete this part.

1 Enter the appropriate amount in each column for each year; see the instructions before making any entries.

(a) Base period years Calendar year (or tax year beginning in)	(b) Adjusted qualifying distributions	(c) Net value of noncharitable-use assets	(d) Distribution ratio (col. (b) divided by col. (c))
2012	153,188.	2,838,175.	.053974
2011	176,312.	2,580,496.	.068325
2010	248,779.	2,732,157.	.091056
2009	193,456.	2,744,133.	.070498
2008	176,596.	3,020,533.	.058465

2 Total of line 1, column (d)	2	.342318
3 Average distribution ratio for the 5-year base period - divide the total on line 2 by 5, or by the number of years the foundation has been in existence if less than 5 years	3	.068464
4 Enter the net value of noncharitable-use assets for 2013 from Part X, line 5	4	3,565,573.
5 Multiply line 4 by line 3	5	244,113.
6 Enter 1% of net investment income (1% of Part I, line 27b)	6	598.
7 Add lines 5 and 6	7	244,711.
8 Enter qualifying distributions from Part XII, line 4	8	191,955.

If line 8 is equal to or greater than line 7, check the box in Part VI, line 1b, and complete that part using a 1% tax rate.
See the Part VI instructions.

Part VI Excise Tax Based on Investment Income (Section 4940(a), 4940(b), 4940(e), or 4948 - see instructions)1a Exempt operating foundations described in section 4940(d)(2), check here ☐ and enter "N/A" on line 1.

Date of ruling or determination letter: _____ (attach copy of letter if necessary-see instructions)

b Domestic foundations that meet the section 4940(e) requirements in Part V, check here ☐ and enter 1% of Part I, line 27b

c All other domestic foundations enter 2% of line 27b. Exempt foreign organizations enter 4% of Part I, line 12, col. (b).

2 Tax under section 511 (domestic section 4947(a)(1) trusts and taxable foundations only. Others enter -0-)

3 Add lines 1 and 2

4 Subtitle A (income) tax (domestic section 4947(a)(1) trusts and taxable foundations only. Others enter -0-)

5 Tax based on investment income. Subtract line 4 from line 3. If zero or less, enter -0-

6 Credits/Payments:

a 2013 estimated tax payments and 2012 overpayment credited to 2013

b Exempt foreign organizations - tax withheld at source

c Tax paid with application for extension of time to file (Form 8868)

d Backup withholding erroneously withheld

7 Total credits and payments. Add lines 6a through 6d

8 Enter any penalty for underpayment of estimated tax. Check here ☐ if Form 2220 is attached

9 Tax due. If the total of lines 5 and 8 is more than line 7, enter amount owed

10 Overpayment. If line 7 is more than the total of lines 5 and 8, enter the amount overpaid

11 Enter the amount of line 10 to be: Credited to 2014 estimated tax ☐364. Refunded ☐**Part VII-A Statements Regarding Activities**

1a During the tax year, did the foundation attempt to influence any national, state, or local legislation or did it participate or intervene in any political campaign?

b Did it spend more than \$100 during the year (either directly or indirectly) for political purposes (see instructions for the definition)?

If the answer is "Yes" to 1a or 1b, attach a detailed description of the activities and copies of any materials published or distributed by the foundation in connection with the activities

c Did the foundation file Form 1120-POL for this year?

d Enter the amount (if any) of tax on political expenditures (section 4955) imposed during the year:

(1) On the foundation. ☐ \$ 0. (2) On foundation managers. ☐ \$ 0.e Enter the reimbursement (if any) paid by the foundation during the year for political expenditure tax imposed on foundation managers. ☐ \$ 0.

2 Has the foundation engaged in any activities that have not previously been reported to the IRS?

If "Yes," attach a detailed description of the activities

3 Has the foundation made any changes, not previously reported to the IRS, in its governing instrument, articles of incorporation, or bylaws, or other similar instruments? If "Yes," attach a conformed copy of the changes

4a Did the foundation have unrelated business gross income of \$1,000 or more during the year?

b If "Yes," has it filed a tax return on Form 990-T for this year?

5 Was there a liquidation, termination, dissolution, or substantial contraction during the year?

If "Yes," attach the statement required by General Instruction T

6 Are the requirements of section 508(e) (relating to sections 4941 through 4945) satisfied either:

• By language in the governing instrument, or

• By state legislation that effectively amends the governing instrument so that no mandatory directions that conflict with the state law remain in the governing instrument?

7 Did the foundation have at least \$5,000 in assets at any time during the year? If "Yes," complete Part II, col (c), and Part XV

8a Enter the states to which the foundation reports or with which it is registered (see instructions) ☐

MI

b If the answer is "Yes" to line 7, has the foundation furnished a copy of Form 990-PF to the Attorney General (or designate) of each state as required by General Instruction G? If "No," attach explanation

9 Is the foundation claiming status as a private operating foundation within the meaning of section 4942(j)(3) or 4942(j)(5) for calendar year 2013 or the taxable year beginning in 2013 (see instructions for Part XIV)? If "Yes," complete Part XIV

10 Did any persons become substantial contributors during the tax year? If "Yes," attach a schedule listing their names and addresses

STMT 14

Form 990-PF (2013)

Part VII-A Statements Regarding Activities (continued)

11	At any time during the year, did the foundation, directly or indirectly, own a controlled entity within the meaning of section 512(b)(13)? If "Yes," attach schedule (see instructions)	11		X
12	Did the foundation make a distribution to a donor advised fund over which the foundation or a disqualified person had advisory privileges? If "Yes," attach statement (see instructions)	12		X
13	Did the foundation comply with the public inspection requirements for its annual returns and exemption application?	13	X	
Website address N/A				
14	The books are in care of WILLIAM M. WETSMAN	Telephone no. 248-642-5100		
Located at 132 N OLD WOODWARD, BIRMINGHAM, MI		ZIP+4 48009		
15	Section 4947(a)(1) nonexempt charitable trusts filing Form 990-PF in lieu of Form 1041 - Check here and enter the amount of tax-exempt interest received or accrued during the year	15	N/A	
16	At any time during calendar year 2013, did the foundation have an interest in or a signature or other authority over a bank, securities, or other financial account in a foreign country?	16	Yes	No
See the instructions for exceptions and filing requirements for Form TD F 90-22.1. If "Yes," enter the name of the foreign country				X

Part VII-B Statements Regarding Activities for Which Form 4720 May Be Required

File Form 4720 if any item is checked in the "Yes" column, unless an exception applies.

	Yes	No
1a During the year did the foundation (either directly or indirectly):		
(1) Engage in the sale or exchange, or leasing of property with a disqualified person?	<input type="checkbox"/> Yes <input checked="" type="checkbox"/> No	
(2) Borrow money from, lend money to, or otherwise extend credit to (or accept it from) a disqualified person?	<input type="checkbox"/> Yes <input checked="" type="checkbox"/> No	
(3) Furnish goods, services, or facilities to (or accept them from) a disqualified person?	<input type="checkbox"/> Yes <input checked="" type="checkbox"/> No	
(4) Pay compensation to, or pay or reimburse the expenses of, a disqualified person?	<input type="checkbox"/> Yes <input checked="" type="checkbox"/> No	
(5) Transfer any income or assets to a disqualified person (or make any of either available for the benefit or use of a disqualified person)?	<input type="checkbox"/> Yes <input checked="" type="checkbox"/> No	
(6) Agree to pay money or property to a government official? (Exception. Check "No" if the foundation agreed to make a grant to or to employ the official for a period after termination of government service, if terminating within 90 days.)	<input type="checkbox"/> Yes <input checked="" type="checkbox"/> No	
b If any answer is "Yes" to 1a(1)-(6), did any of the acts fail to qualify under the exceptions described in Regulations section 53.4941(d)-3 or in a current notice regarding disaster assistance (see instructions)?	N/A	
Organizations relying on a current notice regarding disaster assistance check here	<input type="checkbox"/>	
c Did the foundation engage in a prior year in any of the acts described in 1a, other than excepted acts, that were not corrected before the first day of the tax year beginning in 2013?		X
2 Taxes on failure to distribute income (section 4942) (does not apply for years the foundation was a private operating foundation defined in section 4942(j)(3) or 4942(j)(5)):		
a At the end of tax year 2013, did the foundation have any undistributed income (lines 6d and 6e, Part XIII) for tax year(s) beginning before 2013?	<input type="checkbox"/> Yes <input checked="" type="checkbox"/> No	
If "Yes," list the years		
b Are there any years listed in 2a for which the foundation is not applying the provisions of section 4942(a)(2) (relating to incorrect valuation of assets) to the year's undistributed income? (If applying section 4942(a)(2) to all years listed, answer "No" and attach statement - see instructions.)	N/A	
c If the provisions of section 4942(a)(2) are being applied to any of the years listed in 2a, list the years here.		
3a Did the foundation hold more than a 2% direct or indirect interest in any business enterprise at any time during the year?	<input type="checkbox"/> Yes <input checked="" type="checkbox"/> No	
b If "Yes," did it have excess business holdings in 2013 as a result of (1) any purchase by the foundation or disqualified persons after May 26, 1969; (2) the lapse of the 5-year period (or longer period approved by the Commissioner under section 4943(c)(7)) to dispose of holdings acquired by gift or bequest; or (3) the lapse of the 10-, 15-, or 20-year first phase holding period? (Use Schedule C, Form 4720, to determine if the foundation had excess business holdings in 2013)	N/A	
4a Did the foundation invest during the year any amount in a manner that would jeopardize its charitable purposes?		X
b Did the foundation make any investment in a prior year (but after December 31, 1969) that could jeopardize its charitable purpose that had not been removed from jeopardy before the first day of the tax year beginning in 2013?		X

Form 990-PF (2013)

Part VII-B Statements Regarding Activities for Which Form 4720 May Be Required (continued)

5a During the year did the foundation pay or incur any amount to:

(1) Carry on propaganda, or otherwise attempt to influence legislation (section 4945(e))?

☐ Yes ☒ No

(2) Influence the outcome of any specific public election (see section 4955), or to carry on, directly or indirectly, any voter registration drive?

☐ Yes ☒ No

(3) Provide a grant to an individual for travel, study, or other similar purposes?

☐ Yes ☒ No

(4) Provide a grant to an organization other than a charitable, etc., organization described in section 509(a)(1), (2), or (3), or section 4940(d)(2)?

☐ Yes ☒ No

(5) Provide for any purpose other than religious, charitable, scientific, literary, or educational purposes, or for the prevention of cruelty to children or animals?

☐ Yes ☒ No

b If any answer is "Yes" to 5a(1)-(5), did any of the transactions fail to qualify under the exceptions described in Regulations section 53.4945 or in a current notice regarding disaster assistance (see instructions)?

N/A

5b

Organizations relying on a current notice regarding disaster assistance check here

☒

c If the answer is "Yes" to question 5a(4), does the foundation claim exemption from the tax because it maintained expenditure responsibility for the grant?

N/A

☐ Yes ☐ No

If "Yes," attach the statement required by Regulations section 53.4945-5(d)

6a Did the foundation, during the year, receive any funds, directly or indirectly, to pay premiums on a personal benefit contract?

☐ Yes ☒ No

6b

b Did the foundation, during the year, pay premiums, directly or indirectly, on a personal benefit contract?

X

If "Yes" to 6b, file Form 8870

7a At any time during the tax year, was the foundation a party to a prohibited tax shelter transaction?

☐ Yes ☒ No

7b

b If "Yes," did the foundation receive any proceeds or have any net income attributable to the transaction?

N/A

Part VIII Information About Officers, Directors, Trustees, Foundation Managers, Highly Paid Employees, and Contractors

1 List all officers, directors, trustees, foundation managers and their compensation.

(a) Name and address	(b) Title, and average hours per week devoted to position	(c) Compensation (If not paid, enter -0-)	(d) Contributions to employee benefit plans and deferred compensation	(e) Expense account, other allowances
SEE STATEMENT 15		0.	0.	0.

2 Compensation of five highest-paid employees (other than those included on line 1). If none, enter "NONE."

(a) Name and address of each employee paid more than \$50,000	(b) Title, and average hours per week devoted to position	(c) Compensation	(d) Contributions to employee benefit plans and deferred compensation	(e) Expense account, other allowances
NONE				

Total number of other employees paid over \$50,000

☒ 0

Form 990-PF (2013)

Part VIII Information About Officers, Directors, Trustees, Foundation Managers, Highly Paid Employees, and Contractors (continued)**3** Five highest-paid independent contractors for professional services. If none, enter "NONE."

(a) Name and address of each person paid more than \$50,000	(b) Type of service	(c) Compensation
NONE		

Total number of others receiving over \$50,000 for professional services

0

Part IX-A Summary of Direct Charitable Activities

List the foundation's four largest direct charitable activities during the tax year. Include relevant statistical information such as the number of organizations and other beneficiaries served, conferences convened, research papers produced, etc	Expenses
1 N/A	
2	
3	
4	

Part IX-B Summary of Program-Related Investments

Describe the two largest program-related investments made by the foundation during the tax year on lines 1 and 2	Amount
1 N/A	
2	
All other program-related investments. See instructions.	
3	
Total. Add lines 1 through 3	0.

Form 990-PF (2013)

Part X**Minimum Investment Return** (All domestic foundations must complete this part. Foreign foundations, see instructions.)

1	Fair market value of assets not used (or held for use) directly in carrying out charitable, etc., purposes:		
a	Average monthly fair market value of securities	1a	2,769,303.
b	Average of monthly cash balances	1b	339,410.
c	Fair market value of all other assets	1c	511,158.
d	Total (add lines 1a, b, and c)	1d	3,619,871.
e	Reduction claimed for blockage or other factors reported on lines 1a and 1c (attach detailed explanation)	1e	0.
2	Acquisition indebtedness applicable to line 1 assets	2	0.
3	Subtract line 2 from line 1d	3	3,619,871.
4	Cash deemed held for charitable activities. Enter 1 1/2% of line 3 (for greater amount, see instructions)	4	54,298.
5	Net value of noncharitable-use assets. Subtract line 4 from line 3. Enter here and on Part V, line 4	5	3,565,573.
6	Minimum investment return. Enter 5% of line 5	6	178,279.

Part XI**Distributable Amount** (see instructions) (Section 4942(j)(3) and (j)(5) private operating foundations and certain foreign organizations check here ☐ and do not complete this part.)

1	Minimum investment return from Part X, line 6	1	178,279.
2a	Tax on investment income for 2013 from Part VI, line 5	2a	1,196.
b	Income tax for 2013. (This does not include the tax from Part VI.)	2b	
c	Add lines 2a and 2b	2c	1,196.
3	Distributable amount before adjustments. Subtract line 2c from line 1	3	177,083.
4	Recoveries of amounts treated as qualifying distributions	4	0.
5	Add lines 3 and 4	5	177,083.
6	Deduction from distributable amount (see instructions)	6	0.
7	Distributable amount as adjusted. Subtract line 6 from line 5. Enter here and on Part XIII, line 1	7	177,083.

Part XII**Qualifying Distributions** (see instructions)

1	Amounts paid (including administrative expenses) to accomplish charitable, etc., purposes:		
a	Expenses, contributions, gifts, etc. - total from Part I, column (d), line 26	1a	191,955.
b	Program-related investments - total from Part IX-B	1b	0.
2	Amounts paid to acquire assets used (or held for use) directly in carrying out charitable, etc., purposes	2	
3	Amounts set aside for specific charitable projects that satisfy the:		
a	Suitability test (prior IRS approval required)	3a	
b	Cash distribution test (attach the required schedule)	3b	
4	Qualifying distributions. Add lines 1a through 3b. Enter here and on Part V, line 8, and Part XIII, line 4	4	191,955.
5	Foundations that qualify under section 4940(e) for the reduced rate of tax on net investment income. Enter 1% of Part I, line 27b	5	0.
6	Adjusted qualifying distributions. Subtract line 5 from line 4	6	191,955.

Note. The amount on line 6 will be used in Part V, column (b), in subsequent years when calculating whether the foundation qualifies for the section 4940(e) reduction of tax in those years.

Form 990-PF (2013)

Part XIII Undistributed Income (see instructions)

	(a) Corpus	(b) Years prior to 2012	(c) 2012	(d) 2013
1 Distributable amount for 2013 from Part XI, line 7				177,083.
2 Undistributed income, if any, as of the end of 2013			0.	
a Enter amount for 2012 only			0.	
b Total for prior years:		0.		
3 Excess distributions carryover, if any, to 2013:				
a From 2008	27,911.			
b From 2009	58,015.			
c From 2010	114,231.			
d From 2011	50,043.			
e From 2012	12,804.			
f Total of lines 3a through e	263,004.			
4 Qualifying distributions for 2013 from Part XII, line 4: ► \$	191,955.		0.	
a Applied to 2012, but not more than line 2a			0.	
b Applied to undistributed income of prior years (Election required - see instructions)		0.		
c Treated as distributions out of corpus (Election required - see instructions)	0.			
d Applied to 2013 distributable amount				177,083.
e Remaining amount distributed out of corpus	14,872.			
5 Excess distributions carryover applied to 2013 (If an amount appears in column (d), the same amount must be shown in column (a))	0.			0.
6 Enter the net total of each column as indicated below:	277,876.			
a Corpus Add lines 3f, 4c, and 4e Subtract line 5				
b Prior years' undistributed income. Subtract line 4b from line 2b		0.		
c Enter the amount of prior years' undistributed income for which a notice of deficiency has been issued, or on which the section 4942(a) tax has been previously assessed		0.		
d Subtract line 6c from line 6b. Taxable amount - see instructions		0.		
e Undistributed income for 2012. Subtract line 4a from line 2a. Taxable amount - see instr.			0.	
f Undistributed income for 2013. Subtract lines 4d and 5 from line 1. This amount must be distributed in 2014				0.
7 Amounts treated as distributions out of corpus to satisfy requirements imposed by section 170(b)(1)(F) or 4942(g)(3)	0.			
8 Excess distributions carryover from 2008 not applied on line 5 or line 7	27,911.			
9 Excess distributions carryover to 2014. Subtract lines 7 and 8 from line 6a	249,965.			
10 Analysis of line 9:				
a Excess from 2009	58,015.			
b Excess from 2010	114,231.			
c Excess from 2011	50,043.			
d Excess from 2012	12,804.			
e Excess from 2013	14,872.			

Part XV Supplementary Information (continued)

3 Grants and Contributions Paid During the Year or Approved for Future Payment				
Recipient Name and address (home or business)	If recipient is an individual, show any relationship to any foundation manager or substantial contributor	Foundation status of recipient	Purpose of grant or contribution	Amount
a Paid during the year				
ALZHEIMERS ASSOCIATION 25200 TELEGRAPH ROAD STE 100 SOUTHFIELD, MI 48033	NONE	509(A)(1) 170	UNRESTRICTED CHARITABLE GIFT	1,000.
BANBURY CROSS 1223 BRAUER ROAD OXFORD, MI 48371	NONE	501(C)(3)	UNRESTRICTED CHARITABLE GIFT	2,000.
CEDARS-SINAI MEDICAL CENTER 8700 BEVERLY BLVD STE 2416 LOS ANGELES, CA 90048	NONE	509(A)(1) 170	UNRESTRICTED CHARITABLE GIFT	50,000.
COMMON GROUND SANCTUARY 1410 S TELEGRAPH BLOOMFIELD, MI 48302	NONE	509(A)(1) 170	UNRESTRICTED CHARITABLE GIFT	1,000.
COUNCIL OF MICHIGAN FOUNDATIONS ONE S HARBOR AVE, STE 3 GRAND HAVEN, MI 49417	NONE	509(A)(1) 170	UNRESTRICTED CHARITABLE GIFT	500.
Total	SEE CONTINUATION SHEET(S)			191,955.
b Approved for future payment				
NONE				
Total				0.

Part XVII Information Regarding Transfers To and Transactions and Relationships With Noncharitable Exempt Organizations



- | | | Yes | No |
|---|--|-------|----|
| 1 | Did the organization directly or indirectly engage in any of the following with any other organization described in section 501(c) of the Code (other than section 501(c)(3) organizations) or in section 527, relating to political organizations? | | |
| a | Transfers from the reporting foundation to a noncharitable exempt organization of: | | |
| | (1) Cash | 1a(1) | X |
| | (2) Other assets | 1a(2) | X |
| b | Other transactions. | | |
| | (1) Sales of assets to a noncharitable exempt organization | 1b(1) | X |
| | (2) Purchases of assets from a noncharitable exempt organization | 1b(2) | X |
| | (3) Rental of facilities, equipment, or other assets | 1b(3) | X |
| | (4) Reimbursement arrangements | 1b(4) | X |
| | (5) Loans or loan guarantees | 1b(5) | X |
| | (6) Performance of services or membership or fundraising solicitations | 1b(6) | X |
| c | Sharing of facilities, equipment, mailing lists, other assets, or paid employees | 1c | X |
| d | If the answer to any of the above is "Yes," complete the following schedule. Column (b) should always show the fair market value of the goods, other assets, or services given by the reporting foundation. If the foundation received less than fair market value in any transaction or sharing arrangement, show in column (d) the value of the goods, other assets, or services received. | | |

[illegible]

- 2a** Is the foundation directly or indirectly affiliated with, or related to, one or more tax-exempt organizations described in section 501(c) of the Code (other than section 501(c)(3)) or in section 527? ☐ Yes ☒ No


b If "Yes," complete the following schedule.		
(a) Name of organization	(b) Type of organization	(c) Description of relationship
N/A		

Sign Here Under penalties of perjury, I declare that I have examined this return, including accompanying schedules and statements, and to the best of my knowledge and belief, it is true, correct, and complete. Declaration of preparer (other than taxpayer) is based on all information of which preparer has any knowledge.



PRESIDENT

Signature of officer or trustee Date Title

May the IRS discuss this return with the preparer shown below (see instr. 1)?
☒ Yes ☐ No

Paid Preparer Use Only	Print/Type preparer's name CAROL S. RUBENFAER, C.P.A.	Preparer's signature 	Date 5/14/14	Check <input type="checkbox"/> if self-employed	PTIN P00019683
	Firm's name ▶ RUBENFAER & ASSOCIATES PC			Firm's EIN ▶ 38-2410253	
	Firm's address ▶ 31500 NORTHWESTERN HWY #160 FARMINGTON HILLS, MI 48334-2567			Phone no. (248) 932-1900	

Schedule B(Form 990, 990-EZ,
or 990-PF)Department of the Treasury
Internal Revenue Service**Schedule of Contributors**

▶ Attach to Form 990, Form 990-EZ, or Form 990-PF.
▶ Information about Schedule B (Form 990, 990-EZ, or 990-PF) and
its instructions is at www.irs.gov/form990.

OMB No 1545-0047

2013

Name of the organization

THE WETSMAN FOUNDATION

Employer identification number

38-6056692

Organization type (check one).

Filers of:

Section:

Form 990 or 990-EZ

☐ 501(c)() (enter number) organization☐ 4947(a)(1) nonexempt charitable trust **not** treated as a private foundation☐ 527 political organization

Form 990-PF

☒ 501(c)(3) exempt private foundation☐ 4947(a)(1) nonexempt charitable trust treated as a private foundation☐ 501(c)(3) taxable private foundationCheck if your organization is covered by the **General Rule** or a **Special Rule**.**Note.** Only a section 501(c)(7), (8), or (10) organization can check boxes for both the General Rule and a Special Rule. See instructions.**General Rule**

- ☒ For an organization filing Form 990, 990-EZ, or 990-PF that received, during the year, \$5,000 or more (in money or property) from any one contributor. Complete Parts I and II.

Special Rules

- ☐ For a section 501(c)(3) organization filing Form 990 or 990-EZ that met the 33 1/3% support test of the regulations under sections 509(a)(1) and 170(b)(1)(A)(vi) and received from any one contributor, during the year, a contribution of the greater of (1) \$5,000 or (2) 2% of the amount on (i) Form 990, Part VIII, line 1h, or (ii) Form 990-EZ, line 1. Complete Parts I and II.
- ☐ For a section 501(c)(7), (8), or (10) organization filing Form 990 or 990-EZ that received from any one contributor, during the year, total contributions of more than \$1,000 for use *exclusively* for religious, charitable, scientific, literary, or educational purposes, or the prevention of cruelty to children or animals. Complete Parts I, II, and III.
- ☐ For a section 501(c)(7), (8), or (10) organization filing Form 990 or 990-EZ that received from any one contributor, during the year, contributions for use *exclusively* for religious, charitable, etc., purposes, but these contributions did not total to more than \$1,000. If this box is checked, enter here the total contributions that were received during the year for an *exclusively* religious, charitable, etc., purpose. Do not complete any of the parts unless the **General Rule** applies to this organization because it received *nonexclusively* religious, charitable, etc., contributions of \$5,000 or more during the year. ▶ \$ _____

Caution. An organization that is not covered by the General Rule and/or the Special Rules does not file Schedule B (Form 990, 990-EZ, or 990-PF), but it **must** answer "No" on Part IV, line 2, of its Form 990, or check the box on line H of its Form 990-EZ or on its Form 990-PF, Part I, line 2, to certify that it does not meet the filing requirements of Schedule B (Form 990, 990-EZ, or 990-PF).

LHA For Paperwork Reduction Act Notice, see the Instructions for Form 990, 990-EZ, or 990-PF. Schedule B (Form 990, 990-EZ, or 990-PF) (2013)

Name of organization

Employer identification number

THE WETSMAN FOUNDATION

38-6056692

Part I Contributors (see instructions). Use duplicate copies of Part I if additional space is needed.

(a) No.	(b) Name, address, and ZIP + 4	(c) Total contributions	(d) Type of contribution
1	DAVID J WETSMAN 132 N OLD WOODWARD BIRMINGHAM, MI 48009	\$ 10,758.	Person <input checked="" type="checkbox"/> Payroll <input type="checkbox"/> Noncash <input checked="" type="checkbox"/> (Complete Part II for noncash contributions)
		\$	Person <input type="checkbox"/> Payroll <input type="checkbox"/> Noncash <input type="checkbox"/> (Complete Part II for noncash contributions.)
		\$	Person <input type="checkbox"/> Payroll <input type="checkbox"/> Noncash <input type="checkbox"/> (Complete Part II for noncash contributions)
		\$	Person <input type="checkbox"/> Payroll <input type="checkbox"/> Noncash <input type="checkbox"/> (Complete Part II for noncash contributions)
		\$	Person <input type="checkbox"/> Payroll <input type="checkbox"/> Noncash <input type="checkbox"/> (Complete Part II for noncash contributions)
		\$	Person <input type="checkbox"/> Payroll <input type="checkbox"/> Noncash <input type="checkbox"/> (Complete Part II for noncash contributions)

Employer identification number

38-6056692

Part II

[illegible]

Name of organization

Employer identification number

THE WETSMAN FOUNDATION**38-6056692****Part III**

Exclusively religious, charitable, etc., individual contributions to section 501(c)(7), (8), or (10) organizations that total more than \$1,000 for the year. Complete columns (a) through (e) and the following line entry. For organizations completing Part III, enter the total of *exclusively* religious, charitable, etc., contributions of \$1,000 or less for the year (Enter this information once) ▶ \$

Use duplicate copies of Part III if additional space is needed

(a) No. from Part I	(b) Purpose of gift	(c) Use of gift	(d) Description of how gift is held
	(e) Transfer of gift		
	Transferee's name, address, and ZIP + 4		Relationship of transferor to transferee
	(e) Transfer of gift		
	Transferee's name, address, and ZIP + 4		Relationship of transferor to transferee
	(e) Transfer of gift		
	Transferee's name, address, and ZIP + 4		Relationship of transferor to transferee
	(e) Transfer of gift		
	Transferee's name, address, and ZIP + 4		Relationship of transferor to transferee
	(e) Transfer of gift		
	Transferee's name, address, and ZIP + 4		Relationship of transferor to transferee

FORM 990-PF INTEREST ON SAVINGS AND TEMPORARY CASH INVESTMENTS STATEMENT 1

SOURCE	(A) REVENUE PER BOOKS	(B) NET INVESTMENT INCOME	(C) ADJUSTED NET INCOME
SAMSON CAPITAL ADVISORS	22.	22.	
TOTAL TO PART I, LINE 3	22.	22.	

FORM 990-PF DIVIDENDS AND INTEREST FROM SECURITIES STATEMENT 2

SOURCE	GROSS AMOUNT	CAPITAL GAINS DIVIDENDS	(A) REVENUE PER BOOKS	(B) NET INVEST- MENT INCOME	(C) ADJUSTED NET INCOME
JPMORGAN CHASE BANK	1,218.	0.	1,218.	1,218.	
PERSHING	16,870.	0.	16,870.	16,870.	
SAMSON CAPITAL ADVISORS	14,163.	2,091.	12,072.	12,072.	
SAMSON CAPITAL ADVISORS	36,863.	0.	36,863.	36,863.	
TO PART I, LINE 4	69,114.	2,091.	67,023.	67,023.	

FORM 990-PF OTHER INCOME STATEMENT 3

DESCRIPTION	(A) REVENUE PER BOOKS	(B) NET INVEST- MENT INCOME	(C) ADJUSTED NET INCOME
PARTNERSHIP-OTHER DEDUCTIONS	-2,071.	-2,071.	
PARTNERSHIP-INTEREST INCOME	24.	24.	
RENTAL REAL ESTATE INCOME	-7,299.	-7,299.	
ORDINARY INCOME	-351.	-351.	
PARTNERSHIP-SECTION 1231 GAIN	24,305.	24,305.	
TOTAL TO FORM 990-PF, PART I, LINE 11	14,608.	14,608.	

FORM 990-PF	ACCOUNTING FEES			STATEMENT 4
DESCRIPTION	(A) EXPENSES PER BOOKS	(B) NET INVEST- MENT INCOME	(C) ADJUSTED NET INCOME	(D) CHARITABLE PURPOSES
ACCOUNTING FEES	4,500.	4,500.		0.
TO FORM 990-PF, PG 1, LN 16B	4,500.	4,500.		0.

FORM 990-PF	TAXES			STATEMENT 5
DESCRIPTION	(A) EXPENSES PER BOOKS	(B) NET INVEST- MENT INCOME	(C) ADJUSTED NET INCOME	(D) CHARITABLE PURPOSES
REPORT FEE	20.	20.		0.
FOREIGN TAX	1,487.	1,487.		0.
EXCISE TAX	1,685.	0.		0.
TO FORM 990-PF, PG 1, LN 18	3,192.	1,507.		0.

FORM 990-PF	OTHER EXPENSES			STATEMENT 6
DESCRIPTION	(A) EXPENSES PER BOOKS	(B) NET INVEST- MENT INCOME	(C) ADJUSTED NET INCOME	(D) CHARITABLE PURPOSES
BANK CHARGE	30.	30.		0.
MANAGEMENT FEE	15,832.	15,832.		0.
TO FORM 990-PF, PG 1, LN 23	15,862.	15,862.		0.

FOOTNOTES			STATEMENT 7
-----------	--	--	-------------

PART XV

NONE OF THE RECIPIENTS HAVE ANY RELATIONSHIP TO ANY FOUNDATION MANAGER OR SUBSTANTIAL CONTRIBUTOR. THE PURPOSE OF EVERY CONTRIBUTION MADE IS FOR THE GENERAL PURPOSES OF THE DONEE ORGANIZATION. ALL OF THE DONEE ORGANIZATIONS ARE PUBLIC ENTITIES. NO LIMITATIONS ON THE USE OF FUNDS WERE IMPOSED.

FORM 990-PF	OTHER DECREASES IN NET ASSETS OR FUND BALANCES	STATEMENT	8
-------------	--	-----------	---

DESCRIPTIONAMOUNT

DIFFERENCE BETWEEN BASIS AND FMV OF SECURITY CONTRIBUTIONS
RECEIVED

5,488.

TOTAL TO FORM 990-PF, PART III, LINE 5

5,488.

FORM 990-PF OTHER NOTES AND LOANS REPORTED SEPARATELY STATEMENT 9

BORROWER'S NAME			TERMS OF REPAYMENT	INTEREST RATE	
MH ALTAMONT LLC			INTEREST AND PRINCIPAL PAYMENT DUE AT MATURITY	13.50%	
DATE OF NOTE	MATURITY DATE	ORIGINAL LOAN AMOUNT	DESCRIPTION OF CONSIDERATION	FMV OF CONSIDERATION	
06/10/05	06/10/09	50,000.		0.	
SECURITY PROVIDED BY BORROWER			PURPOSE OF LOAN		
UNSECURED					
RELATIONSHIP OF BORROWER			BALANCE DUE	DOUBTFUL ACCT ALLOWANCE	FMV OF LOAN
			50,000.	0.	50,000.

BORROWER'S NAME			TERMS OF REPAYMENT	INTEREST RATE	
R & S ST ROSE			INTEREST AND PRINCIPAL PAYMENT DUE AT MATURITY	6.00%	
DATE OF NOTE	MATURITY DATE	ORIGINAL LOAN AMOUNT	DESCRIPTION OF CONSIDERATION	FMV OF CONSIDERATION	
08/01/05	12/31/10	100,000.		0.	
SECURITY PROVIDED BY BORROWER			PURPOSE OF LOAN		
UNSECURED					
RELATIONSHIP OF BORROWER			BALANCE DUE	DOUBTFUL ACCT ALLOWANCE	FMV OF LOAN
			100,000.	0.	100,000.

BORROWER'S NAME			TERMS OF REPAYMENT	INTEREST RATE
KUNA 830 LLC			INTEREST PAYMENTS ONLY PRINCIPAL DUE AT MATURITY	12.50%
DATE OF NOTE	MATURITY DATE	ORIGINAL LOAN AMOUNT	DESCRIPTION OF CONSIDERATION	FMV OF CONSIDERATION
06/01/07	06/01/10	100,000.		0.
SECURITY PROVIDED BY BORROWER			PURPOSE OF LOAN	
UNSECURED				

RELATIONSHIP OF BORROWER	BALANCE DUE	DOUBTFUL ACCT ALLOWANCE	FMV OF LOAN
	100,000.	0.	100,000.
TOTAL TO FORM 990-PF, PART II, LINE 7	250,000.	0.	250,000.

FORM 990-PF U.S. AND STATE/CITY GOVERNMENT OBLIGATIONS STATEMENT 10

DESCRIPTION	U.S. GOV'T	OTHER GOV'T	BOOK VALUE	FAIR MARKET VALUE
SAMSON CAPITAL ADVISORS	X		545,153.	543,274.
SAMSON CAPITAL ADVISORS		X	142,931.	143,973.
TOTAL U.S. GOVERNMENT OBLIGATIONS			545,153.	543,274.
TOTAL STATE AND MUNICIPAL GOVERNMENT OBLIGATIONS			142,931.	143,973.
TOTAL TO FORM 990-PF, PART II, LINE 10A			688,084.	687,247.

FORM 990-PF CORPORATE STOCK STATEMENT 11

DESCRIPTION	BOOK VALUE	FAIR MARKET VALUE
PERSHING	343,850.	828,566.
SAMSON CAPITAL ADVISORS	314,607.	739,296.
JPMORGAN CHASE BANK	216,398.	223,000.
TOTAL TO FORM 990-PF, PART II, LINE 10B	874,855.	1,790,862.

FORM 990-PF	CORPORATE BONDS	STATEMENT 12
-------------	-----------------	--------------

DESCRIPTION	BOOK VALUE	FAIR MARKET VALUE
SAMSON CAPITAL ADVISORS	245,717.	243,059.
TOTAL TO FORM 990-PF, PART II, LINE 10C	245,717.	243,059.

FORM 990-PF	OTHER ASSETS	STATEMENT 13
-------------	--------------	--------------

DESCRIPTION	BEGINNING OF YR BOOK VALUE	END OF YEAR BOOK VALUE	FAIR MARKET VALUE
INTEREST AND DIVIDENDS REC	2,525.	1,800.	1,800.
INVESTMENT IN PARTNERSHIP	254,309.	268,007.	268,007.
TO FORM 990-PF, PART II, LINE 15	256,834.	269,807.	269,807.

FORM 990-PF	LIST OF SUBSTANTIAL CONTRIBUTORS PART VII-A, LINE 10	STATEMENT 14
-------------	---	--------------

NAME OF CONTRIBUTOR	ADDRESS
DAVID J WETSMAN	132 N OLD WOODWARD BIRMINGHAM, MI 48009
LORI WETSMAN	132 N OLD WOODWARD BIRMINGHAM, MI 48009
WILLIAM M WETSMAN	132 N OLD WOODWARD BIRMINGHAM, MI 48009
JANIS B WETSMAN	132 N OLD WOODWARD BIRMINGHAM, MI 48009

FORM 990-PF PART VIII - LIST OF OFFICERS, DIRECTORS STATEMENT 15
 TRUSTEES AND FOUNDATION MANAGERS

NAME AND ADDRESS	TITLE AND AVRG HRS/WK	COMPEN- SATION	EMPLOYEE BEN PLAN CONTRIB	EXPENSE ACCOUNT
WILLIAM M. WETSMAN 132 N OLD WOODWARD BIRMINGHAM, MI 48009	PRESIDENT 0.00	0.	0.	0.
JANIS B. WETSMAN 132 N OLD WOODWARD BIRMINGHAM, MI 48009	V P/TREASURER 0.00	0.	0.	0.
DAVID J. WETSMAN 132 N OLD WOODWARD BIRMINGHAM, MI 48009	V P/SECR/ASST TREAS 0.00	0.	0.	0.
ADAM F. WETSMAN 132 N OLD WOODWARD BIRMINGHAM, MI 48009	V P/ASST SECRETARY 0.00	0.	0.	0.
OSCAR H. FELDMAN 41000 WOODWARD AVENUE BLOOMFIELD HILLS, MI 48304	ASST SECRETARY 0.00	0.	0.	0.
TOTALS INCLUDED ON 990-PF, PAGE 6, PART VIII		0.	0.	0.

FORM 990-PF PART XV - LINE 1A STATEMENT 16
 LIST OF FOUNDATION MANAGERS

NAME OF MANAGER

WILLIAM M. WETSMAN
 JANIS B. WETSMAN
 DAVID J. WETSMAN

THE WETSMAN FOUNDATION

Part-IV Capital Gains and Losses for Tax on Investment Income

(a) List and describe the kind(s) of property sold, e.g., real estate, 2-story brick warehouse, or common stock, 200 shs. MLC Co.		(b) How acquired P - Purchase D - Donation	(c) Date acquired (mo., day, yr.)	(d) Date sold (mo., day, yr.)
1a	25 SHS CIE FINANCIERE RICHEMONT SA	P	07/20/12	05/23/13
b	1 SH MASTERCARD INC	P	09/12/12	12/23/13
c	25 SHS BRITISH AMERICAN TOBACCO	P	12/29/09	12/05/13
d	75 SHS CIE FINANCIERE RICHEMONT SA	P	10/22/08	08/28/13
e	25 SHS HEINEKEN HLDG	P	08/05/08	01/02/13
f	125 SHS ALTRIA GROUP	P	09/12/08	12/05/13
g	125 SHS HASBRO INC	P	03/21/03	10/23/13
h	18 SHS WASHINGTON POST CO	P	03/21/03	06/20/13
i	CITIGROUP PRIVATE BANK-S/T LOSSES SEE ATTACHED	P	VARIOUS	VARIOUS
j	CITIGROUP PRIVATE BANK-L/T LOSSES SEE ATTACHED	P	VARIOUS	VARIOUS
k	CITIGROUP PRIVATE BANK-G/L OTHER ADJUST TO BOOK C	P	VARIOUS	VARIOUS
l	CAPITAL GAINS DIVIDENDS			
m				
n				
o				

(e) Gross sales price	(f) Depreciation allowed (or allowable)	(g) Cost or other basis plus expense of sale	(h) Gain or (loss) (e) plus (f) minus (g)
a 2,267.		1,355.	912.
b 813.		445.	368.
c 1,308.		808.	500.
d 6,794.		1,634.	5,160.
e 1,371.		1,178.	193.
f 4,633.		2,598.	2,035.
g 6,163.		1,791.	4,372.
h 8,539.		11,409.	-2,870.
i 447,800.		457,666.	-9,866.
j 641,431.		650,999.	-9,568.
k 6,347.			6,347.
l 2,091.			2,091.
m			
n			
o			

Complete only for assets showing gain in column (h) and owned by the foundation on 12/31/69

(i) F.M.V. as of 12/31/69	(j) Adjusted basis as of 12/31/69	(k) Excess of col. (i) over col. (j), if any	(l) Losses (from col. (h)) Gains (excess of col. (h) gain over col. (k), but not less than "-0-")
a			912.
b			368.
c			500.
d			5,160.
e			193.
f			2,035.
g			4,372.
h			-2,870.
i			-9,866.
j			-9,568.
k			6,347.
l			2,091.
m			
n			
o			

2 Capital gain net income or (net capital loss) { If gain, also enter in Part I, line 7 If (loss), enter "-0-" in Part I, line 7 }	2	-326.
3 Net short-term capital gain or (loss) as defined in sections 1222(5) and (6). If gain, also enter in Part I, line 8, column (c). If (loss), enter "-0-" in Part I, line 8 }	3	N/A

THE WETSMAN FOUNDATION 25D009422768
Schedule D Detail of Short-term Capital Gains and Losses

Description	Date Acquired	Date Sold	Gross Sales Price	Cost or Other Basis	Short-term Gain/Loss
30000. AT&T INC 0.900% 2/12/16	02/08/2013	09/04/2013	29,750.70	30,003.75	-253.05
30000. CALIFORNIA ST 5.000% 10/01/18	04/12/2013	08/06/2013	35,092.20	35,669.50	-577.30
412.75 GNMA POOL #MA0007 3.0000% 04/20/27	06/29/2012	01/31/2013	412.75	437.00	-24.25
466.87 GNMA POOL #MA0007 3.0000% 04/20/27	06/29/2012	03/20/2013	466.87	494.30	-27.43
538.1 GNMA POOL #MA0007 3.0000% 04/20/27	06/29/2012	04/20/2013	538.10	569.71	-31.61
572.09 GNMA POOL #MA0007 3.0000% 04/20/27	06/29/2012	05/20/2013	572.09	605.70	-33.61
546.24 GNMA POOL #MA0007 3.0000% 04/20/27	06/29/2012	06/20/2013	546.24	578.33	-32.09
415.34 GNMA MA POOL #MA0220 3.5000% 07/20/42	12/18/2012	01/31/2013	415.34	450.64	-35.30
306.66 GNMA MA POOL #MA0220 3.5000% 07/20/42	12/18/2012	03/20/2013	306.66	332.73	-26.07
310.29 GNMA MA POOL #MA0220 3.5000% 07/20/42	12/18/2012	04/20/2013	310.29	336.66	-26.37
337.96 GNMA MA POOL #MA0220 3.5000% 07/20/42	12/18/2012	05/20/2013	337.96	366.69	-28.73
395.3 GNMA MA POOL #MA0220 3.5000% 07/20/42	12/18/2012	06/20/2013	395.30	428.90	-33.60
348.51 GNMA MA POOL #MA0220 3.5000% 07/20/42	12/18/2012	07/20/2013	348.51	378.13	-29.62
274.35 GNMA MA POOL #MA0220 3.5000% 07/20/42	12/18/2012	08/20/2013	274.35	297.67	-23.32
224.32 GNMA MA POOL #MA0220 3.5000% 07/20/42	12/18/2012	09/20/2013	224.32	243.39	-19.07
201.81 GNMA MA POOL #MA0220 3.5000% 07/20/42	12/18/2012	10/20/2013	201.81	218.96	-17.15
206.43 GNMA MA POOL #MA0220 3.5000% 07/20/42	12/18/2012	11/20/2013	206.43	223.98	-17.55
152.57 GNMA POOL #MA0317 3.0000% 08/20/42	12/18/2012	01/31/2013	152.57	161.84	-9.27
188.19 GNMA POOL #MA0317 3.0000% 08/20/42	12/18/2012	03/20/2013	188.19	199.63	-11.44
164.97 GNMA POOL #MA0317 3.0000% 08/20/42	12/18/2012	04/20/2013	164.97	175.00	-10.03
180.52 GNMA POOL #MA0317 3.0000% 08/20/42	12/18/2012	05/20/2013	180.52	191.49	-10.97
222.93 GNMA POOL #MA0317 3.0000% 08/20/42	12/18/2012	06/20/2013	222.93	236.48	-13.55
237.05 GNMA POOL #MA0317 3.0000% 08/20/42	12/18/2012	07/20/2013	237.05	251.46	-14.41
198.37 GNMA POOL #MA0317 3.0000% 08/20/42	12/18/2012	08/20/2013	198.37	210.43	-12.06
165.16 GNMA POOL #MA0317 3.0000% 08/20/42	12/18/2012	09/20/2013	165.16	175.20	-10.04
176.57 GNMA POOL #MA0317 3.0000% 08/20/42	12/18/2012	10/20/2013	176.57	187.30	-10.73
180.91 GNMA POOL #MA0317 3.0000% 08/20/42	12/18/2012	11/20/2013	180.91	191.91	-11.00
1580.34 GNMA POOL #005280 4.0000% 01/20/42	09/10/2012	01/31/2013	1,580.34	1,715.29	-134.95
669.42 GNMA POOL #005280 4.0000% 01/20/42	09/10/2012	03/20/2013	669.42	734.79	-65.37
641.55 GNMA POOL #005280 4.0000% 01/20/42	09/10/2012	04/20/2013	641.55	704.20	-62.65
602.76 GNMA POOL #005280 4.0000% 01/20/42	09/10/2012	05/20/2013	602.76	661.62	-58.86
563.44 GNMA POOL #005280 4.0000% 01/20/42	09/10/2012	06/20/2013	563.44	618.46	-55.02
515.78 GNMA POOL #005280 4.0000% 01/20/42	09/10/2012	07/20/2013	515.78	566.15	-50.37
378.93 GNMA POOL #005280 4.0000% 01/20/42	09/10/2012	08/20/2013	378.93	415.94	-37.01
847.98 GNMA POOL #005332 4.0000% 03/20/42	08/27/2012	01/31/2013	847.98	929.73	-81.75
Totals					

JSA
3F0971.0000

THE WETSHAN FOUNDATION 25D009422768
Schedule D Detail of Short-term Capital Gains and Losses

Description	Date Acquired	Date Sold	Gross Sales Price	Cost or Other Basis	Short-term Gain/Loss
722.72 GNMA POOL #005332 4.0000% 03/20/42	08/27/2012	03/20/2013	722.72	792.39	-69.67
695.12 GNMA POOL #005332 4.0000% 03/20/42	08/27/2012	04/20/2013	695.12	762.13	-67.01
666.59 GNMA POOL #005332 4.0000% 03/20/42	08/27/2012	05/20/2013	666.59	730.85	-64.26
673.39 GNMA POOL #005332 4.0000% 03/20/42	08/27/2012	06/20/2013	673.39	738.31	-64.92
476.66 GNMA POOL #005332 4.0000% 03/20/42	08/27/2012	07/20/2013	476.66	522.61	-45.95
383.49 GNMA POOL #005332 4.0000% 03/20/42	08/27/2012	08/20/2013	383.49	420.46	-36.97
925.22 GNMA POOL #005083 5.0000% 06/20/41	07/30/2012	01/31/2013	925.22	1,030.17	-104.95
894.99 GNMA POOL #005083 5.0000% 06/20/41	07/30/2012	03/20/2013	894.99	996.52	-101.53
892.39 GNMA POOL #005083 5.0000% 06/20/41	07/30/2012	04/20/2013	892.39	993.62	-101.23
955.99 GNMA POOL #005083 5.0000% 06/20/41	07/30/2012	05/20/2013	955.99	1,064.44	-108.45
740.75 GNMA POOL #005083 5.0000% 06/20/41	07/30/2012	06/20/2013	740.75	824.78	-84.03
580.61 GNMA POOL #005083 5.0000% 06/20/41	07/30/2012	07/20/2013	580.61	646.47	-65.86
1310.6 GNMA POOL #005115 4.5000% 07/20/41	09/07/2012	01/31/2013	1,310.60	1,450.67	-140.07
1145.57 GNMA POOL #005115 4.5000% 07/20/41	09/07/2012	03/20/2013	1,145.57	1,268.00	-122.43
1169.97 GNMA POOL #005115 4.5000% 07/20/41	09/07/2012	04/20/2013	1,169.97	1,295.01	-125.04
1218.78 GNMA POOL #005115 4.5000% 07/20/41	09/07/2012	05/20/2013	1,218.78	1,349.04	-130.26
1159.09 GNMA POOL #005115 4.5000% 07/20/41	09/07/2012	06/20/2013	1,159.09	1,282.97	-123.88
939.69 GNMA POOL #005115 4.5000% 07/20/41	09/07/2012	07/20/2013	939.69	1,040.12	-100.43
927.82 GNMA POOL #005115 4.5000% 07/20/41	09/07/2012	08/20/2013	927.82	1,026.98	-99.16
30000. HARRIS CNTY TEX 5.000% 10/01/21	09/11/2012	05/06/2013	31,905.00	31,969.40	-64.40
30000. J P MORGAN CHASE CO 3.250% 9/23/22	06/05/2013	11/25/2013	28,819.80	29,499.90	-680.10
40000. NEW JERSEY ST TRANSN 5.250% 12/15/19	12/04/2012	11/13/2013	46,950.80	48,941.56	-1,990.76
30000. NEW YORK NY SER J 5.000% 8/01/18	05/24/2013	09/19/2013	34,745.10	35,402.65	-657.55
20000. NORTH EAST TX INDEP 5.000% 8/01/18	07/27/2012	02/08/2013	24,337.00	24,292.08	44.92
20000. OHIO STATE 5.000% 8/01/18	06/13/2012	05/21/2013	24,010.60	23,482.70	527.90
20000. PENNSYLVANIA ST 5.000% 7/01/18	08/09/2012	05/21/2013	23,993.00	23,796.84	196.16
145.049 ROYCE LOW-PRICED STOCK INV	12/28/2012	03/12/2013	2,037.93	1,943.90	94.03
20614.8 U.S. TSY INFL IDX NT 0.125% 4/15/17	04/01/2013	11/26/2013	21,315.38	21,965.16	-649.78
10000. U S TREAS NTS 1.125% 4/30/20	05/21/2013	07/26/2013	9,491.41	9,883.98	-392.57
40000. U S TREAS NTS 1.125% 4/30/20	05/21/2013	09/26/2013	37,954.69	39,535.94	-1,581.25
30000. U S TREAS NTS 1.750% 5/15/23	06/05/2013	11/26/2013	27,712.50	29,090.63	-1,378.13
10000. U S TREAS NTS 0.375% 7/15/23	09/06/2013	11/26/2013	9,921.18	9,635.42	285.76
30000. U S TREAS NTS 0.375% 8/31/15	09/26/2013	11/26/2013	30,058.59	30,026.95	31.64
Totals			447,800.00	457,666.00	-9,866.00

USA
3F0971 1.000

THE WETSWAN FOUNDATION 25D009422768
Schedule D Detail of Long-term Capital Gains and Losses

Description	Date Acquired	Date Sold	Gross Sales Price	Cost or Other Basis	Long-term Gain/Loss
30000. SWEDISH EXPORT CREDIT 1.7500% 05/30/17	05/23/2012	09/04/2013	30,305.40	29,921.63	383.77
20000. ASTRAZENECA PLC 5.900% 9/15/17	12/05/2011	11/25/2013	23,242.20	24,024.20	-782.00
30000. BLACKROCK INC 1.375% 6/01/15	05/23/2012	11/25/2013	30,427.50	30,036.90	390.60
30000. CLEVELAND OHIO WTR 5.000% 1/01/15	09/22/2011	05/20/2013	32,208.60	32,021.14	187.46
50000. FEDL HOME LOAN BANKS 3.750% 9/09/16	03/06/2012	06/13/2013	54,697.50	56,230.50	-1,533.00
872.88 FNMA POOL # 255451 5.000% 10/01/19	11/03/2005	02/25/2013	872.88	873.18	-0.30
610.27 FNMA POOL # 255451 5.000% 10/01/19	11/03/2005	03/25/2013	610.27	610.48	-0.21
928.15 FNMA POOL # 255451 5.000% 10/01/19	11/03/2005	04/25/2013	928.15	928.47	-0.32
693.57 FNMA POOL # 255451 5.000% 10/01/19	11/03/2005	05/25/2013	693.57	693.81	-0.24
1053.87 FNMA POOL # 255451 5.000% 10/01/19	11/03/2005	06/25/2013	1,053.87	1,054.24	-0.37
651.72 FNMA POOL # 255451 5.000% 10/01/19	11/03/2005	07/25/2013	651.72	651.95	-0.23
731.64 FNMA POOL # 255451 5.000% 10/01/19	11/03/2005	08/25/2013	731.64	731.90	-0.26
594.67 FNMA POOL # 255451 5.000% 10/01/19	11/03/2005	09/25/2013	594.67	594.88	-0.21
541.53 FNMA POOL # 255451 5.000% 10/01/19	11/03/2005	10/25/2013	541.53	541.72	-0.19
554.22 FNMA POOL # 255451 5.000% 10/01/19	11/03/2005	11/25/2013	554.22	554.41	-0.19
434.5 FNMA POOL # 255451 5.000% 10/01/19	11/03/2005	12/25/2013	434.50	434.65	-0.15
610.66 FNMA POOL # 255451 5.000% 10/01/19	11/03/2005	12/31/2013	610.66	610.87	-0.21
1863.87 FNMA PL # 357748 5.500% 4/01/35	04/26/2005	02/25/2013	1,863.87	1,879.01	-15.14
1581.51 FNMA PL # 357748 5.500% 4/01/35	04/26/2005	03/25/2013	1,581.51	1,594.36	-12.85
1032.71 FNMA PL # 357748 5.500% 4/01/35	04/26/2005	04/25/2013	1,032.71	1,041.10	-8.39
1666.8 FNMA PL # 357748 5.500% 4/01/35	04/26/2005	05/25/2013	1,666.80	1,680.34	-13.54
1534.9 FNMA PL # 357748 5.500% 4/01/35	04/26/2005	06/25/2013	1,534.90	1,547.37	-12.47
1113.34 FNMA PL # 357748 5.500% 4/01/35	04/26/2005	07/25/2013	1,113.34	1,122.39	-9.05
519.82 FNMA PL # 357748 5.500% 4/01/35	04/26/2005	08/25/2013	519.82	524.04	-4.22
1039.73 FNMA PL # 357748 5.500% 4/01/35	04/26/2005	09/25/2013	1,039.73	1,048.18	-8.45
706.78 FNMA PL # 357748 5.500% 4/01/35	04/26/2005	10/25/2013	706.78	712.52	-5.74
954.3 FNMA PL # 357748 5.500% 4/01/35	04/26/2005	11/25/2013	954.30	962.05	-7.75
754.71 FNMA PL # 357748 5.500% 4/01/35	04/26/2005	12/25/2013	754.71	760.84	-6.13
434.69 FNMA PL # 357748 5.500% 4/01/35	04/26/2005	12/31/2013	434.69	438.22	-3.53
553.19 FNMA POOL # 555000 5.99999% 10/01/32	05/12/2005	02/25/2013	553.19	568.23	-15.04
422.75 FNMA POOL # 555000 5.99999% 10/01/32	05/12/2005	03/25/2013	422.75	434.24	-11.49
470.72 FNMA POOL # 555000 5.99999% 10/01/32	05/12/2005	04/25/2013	470.72	483.52	-12.80
334.1 FNMA POOL # 555000 5.99999% 10/01/32	05/12/2005	05/25/2013	334.10	343.18	-9.08
Totals					

USA
3F6970 1.000

THE WETSWAN FOUNDATION 25D009422768
Schedule D Detail of Long-term Capital Gains and Losses

Description	Date Acquired	Date Sold	Gross Sales Price	Cost or Other Basis	Long-term Gain/Loss
317.38 FNMA POOL # 555000 5.9999% 10/01/32	05/12/2005	06/25/2013	317.38	326.01	-8.63
132.51 FNMA POOL # 555000 5.9999% 10/01/32	05/12/2005	07/25/2013	132.51	136.11	-3.60
162.5 FNMA POOL # 555000 5.9999% 10/01/32	05/12/2005	08/25/2013	162.50	166.92	-4.42
374.88 FNMA POOL # 555000 5.9999% 10/01/32	05/12/2005	09/25/2013	374.88	385.07	-10.19
360.67 FNMA POOL # 555000 5.9999% 10/01/32	05/12/2005	10/25/2013	360.67	370.48	-9.81
106.75 FNMA POOL # 555000 5.9999% 10/01/32	05/12/2005	11/25/2013	106.75	109.65	-2.90
40.65 FNMA POOL # 555000 5.9999% 10/01/32	05/12/2005	12/25/2013	40.65	41.76	-1.11
452.27 FNMA POOL # 555000 5.9999% 10/01/32	05/12/2005	12/31/2013	452.27	464.57	-12.30
2060.59 FNMA PL # 725314 5.000% 4/01/34	08/16/2005	02/25/2013	2,060.59	2,035.31	25.28
1585.09 FNMA PL # 725314 5.000% 4/01/34	08/16/2005	03/25/2013	1,585.09	1,565.65	19.44
1889.24 FNMA PL # 725314 5.000% 4/01/34	08/16/2005	04/25/2013	1,889.24	1,866.07	23.17
1986.63 FNMA PL # 725314 5.000% 4/01/34	08/16/2005	05/25/2013	1,986.63	1,962.26	24.37
1624.26 FNMA PL # 725314 5.000% 4/01/34	08/16/2005	06/25/2013	1,624.26	1,604.34	19.92
1776.9 FNMA PL # 725314 5.000% 4/01/34	08/16/2005	07/25/2013	1,776.90	1,755.10	21.80
1388.33 FNMA PL # 725314 5.000% 4/01/34	08/16/2005	08/25/2013	1,388.33	1,371.30	17.03
1247.75 FNMA PL # 725314 5.000% 4/01/34	08/16/2005	09/25/2013	1,247.75	1,232.45	15.30
902.81 FNMA PL # 725314 5.000% 4/01/34	08/16/2005	10/25/2013	902.81	891.74	11.07
809.98 FNMA PL # 725314 5.000% 4/01/34	08/16/2005	11/25/2013	809.98	800.04	9.94
30992.21 FNMA PL # 725314 5.000% 4/01/34	08/16/2005	11/26/2013	33,723.43	30,612.06	3,111.37
510.57 FNMA POOL #725704 6.0000% 08/01/34	03/07/2008	02/25/2013	510.57	517.03	-6.46
464.57 FNMA POOL #725704 6.0000% 08/01/34	03/07/2008	03/25/2013	464.57	470.45	-5.88
552.46 FNMA POOL #725704 6.0000% 08/01/34	03/07/2008	04/25/2013	552.46	559.45	-6.99
469.98 FNMA POOL #725704 6.0000% 08/01/34	03/07/2008	05/25/2013	469.98	475.93	-5.95
518.99 FNMA POOL #725704 6.0000% 08/01/34	03/07/2008	06/25/2013	518.99	525.56	-6.57
483.73 FNMA POOL #725704 6.0000% 08/01/34	03/07/2008	07/25/2013	483.73	489.85	-6.12
488.12 FNMA POOL #725704 6.0000% 08/01/34	03/07/2008	08/25/2013	488.12	494.30	-6.18
493.45 FNMA POOL #725704 6.0000% 08/01/34	03/07/2008	09/25/2013	493.45	499.70	-6.25
370.3 FNMA POOL #725704 6.0000% 08/01/34	03/07/2008	10/25/2013	370.30	374.99	-4.69
342.16 FNMA POOL #725704 6.0000% 08/01/34	03/07/2008	11/25/2013	342.16	346.49	-4.33
274.47 FNMA POOL #725704 6.0000% 08/01/34	03/07/2008	12/25/2013	274.47	277.94	-3.47
287.1 FNMA POOL #725704 6.0000% 08/01/34	03/07/2008	12/31/2013	287.00	290.63	-3.63
771.66 FNMA POOL # 745275 5.000% 2/01/36	07/23/2009	02/25/2013	771.66	788.30	-16.64
639.29 FNMA POOL # 745275 5.000% 2/01/36	07/23/2009	03/25/2013	639.29	653.07	-13.78
683.65 FNMA POOL # 745275 5.000% 2/01/36	07/23/2009	04/25/2013	683.65	698.39	-14.74
657.53 FNMA POOL # 745275 5.000% 2/01/36	07/23/2009	05/25/2013	657.53	671.71	-14.18
Totals					

USA
3F0970 1.000

THE WETSHAN FOUNDATION 25D009422768
Schedule D Detail of Long-term Capital Gains and Losses

Description	Date Acquired	Date Sold	Gross Sales Price	Cost or Other Basis	Long-term Gain/Loss
644.31 FNMA POOL # 745275 5.000% 2/01/36	07/23/2009	06/25/2013	644.31	658.20	-13.89
579.97 FNMA POOL # 745275 5.000% 2/01/36	07/23/2009	07/25/2013	579.97	592.48	-12.51
534.2 FNMA POOL # 745275 5.000% 2/01/36	07/23/2009	08/25/2013	534.20	545.72	-11.52
479.9 FNMA POOL # 745275 5.000% 2/01/36	07/23/2009	09/25/2013	479.90	490.25	-10.35
353.24 FNMA POOL # 745275 5.000% 2/01/36	07/23/2009	10/25/2013	353.24	360.86	-7.62
290.39 FNMA POOL # 745275 5.000% 2/01/36	07/23/2009	11/25/2013	290.39	296.65	-6.26
239.03 FNMA POOL # 745275 5.000% 2/01/36	07/23/2009	12/25/2013	239.03	244.18	-5.15
241.66 FNMA POOL # 745275 5.000% 2/01/36	07/23/2009	12/31/2013	241.66	246.87	-5.21
1006.01 FNMA PL # 849078 5.99999% 1/01/36	01/19/2006	02/25/2013	1,006.01	1,019.53	-13.52
768.06 FNMA PL # 849078 5.99999% 1/01/36	01/19/2006	03/25/2013	768.06	778.38	-10.32
1191.16 FNMA PL # 849078 5.99999% 1/01/36	01/19/2006	04/25/2013	1,191.16	1,207.16	-16.00
504.67 FNMA PL # 849078 5.99999% 1/01/36	01/19/2006	05/25/2013	504.67	511.45	-6.78
406.42 FNMA PL # 849078 5.99999% 1/01/36	01/19/2006	06/25/2013	406.42	411.88	-5.46
447.39 FNMA PL # 849078 5.99999% 1/01/36	01/19/2006	07/25/2013	447.39	453.40	-6.01
1572.62 FNMA PL # 849078 5.99999% 1/01/36	01/19/2006	08/25/2013	1,572.62	1,593.75	-21.13
381.89 FNMA PL # 849078 5.99999% 1/01/36	01/19/2006	09/25/2013	381.89	387.02	-5.13
109.16 FNMA PL # 849078 5.99999% 1/01/36	01/19/2006	10/25/2013	109.16	110.63	-1.47
1025.92 FNMA PL # 849078 5.99999% 1/01/36	01/19/2006	11/25/2013	1,025.92	1,039.70	-13.78
448.77 FNMA PL # 849078 5.99999% 1/01/36	01/19/2006	12/25/2013	448.77	454.80	-6.03
498.57 FNMA PL # 849078 5.99999% 1/01/36	01/19/2006	12/31/2013	498.57	505.27	-6.70
422.09 FNMA POOL #995262 5.500% 1/01/24	04/29/2009	02/25/2013	422.09	439.70	-17.61
460.13 FNMA POOL #995262 5.500% 1/01/24	04/29/2009	03/25/2013	460.13	479.33	-19.20
521.22 FNMA POOL #995262 5.500% 1/01/24	04/29/2009	04/25/2013	521.22	542.96	-21.74
498.41 FNMA POOL #995262 5.500% 1/01/24	04/29/2009	05/25/2013	498.41	519.20	-20.79
636.05 FNMA POOL #995262 5.500% 1/01/24	04/29/2009	06/25/2013	636.05	662.59	-26.54
427.25 FNMA POOL #995262 5.500% 1/01/24	04/29/2009	07/25/2013	427.25	445.07	-17.82
386.96 FNMA POOL #995262 5.500% 1/01/24	04/29/2009	08/25/2013	386.96	403.10	-16.14
458.46 FNMA POOL #995262 5.500% 1/01/24	04/29/2009	09/25/2013	458.46	477.59	-19.13
308.52 FNMA POOL #995262 5.500% 1/01/24	04/29/2009	10/25/2013	308.52	321.39	-12.87
341.44 FNMA POOL #995262 5.500% 1/01/24	04/29/2009	11/25/2013	341.44	355.68	-14.24
385.86 FNMA POOL #995262 5.500% 1/01/24	04/29/2009	12/25/2013	385.86	401.96	-16.10
247.19 FNMA POOL #995262 5.500% 1/01/24	04/29/2009	12/31/2013	247.19	257.50	-10.31
583.28 GNMA POOL #NA0007 3.0000% 04/20/27	06/29/2012	07/20/2013	583.28	617.55	-34.27
454.03 GNMA POOL #NA0007 3.0000% 04/20/27	06/29/2012	08/20/2013	454.03	480.70	-26.67
344.08 GNMA POOL #NA0007 3.0000% 04/20/27	06/29/2012	09/20/2013	344.08	364.29	-20.21
Totals					

JSA
3F0970 1.000

THE WETSMAN FOUNDATION 25D009422768
Schedule D Detail of Long-term Capital Gains and Losses

Description	Date Acquired	Date Sold	Gross Sales Price	Cost or Other Basis	Long-term Gain/Loss
340.16 GNMA POOL #WA0007 3.0000% 04/20/27	06/29/2012	10/20/2013	340.16	360.14	-19.98
305.8 GNMA POOL #WA0007 3.0000% 04/20/27	06/29/2012	11/20/2013	305.80	323.77	-17.97
348.44 GNMA POOL #WA0007 3.0000% 04/20/27	06/29/2012	12/20/2013	348.44	368.91	-20.47
306.62 GNMA POOL #WA0007 3.0000% 04/20/27	06/29/2012	12/31/2013	306.62	324.63	-18.01
235.86 GNMA MA POOL #WA0220 3.5000% 07/20/42	12/18/2012	12/20/2013	235.86	255.91	-20.05
231.12 GNMA MA POOL #WA0220 3.5000% 07/20/42	12/18/2012	12/31/2013	231.12	250.77	-19.65
195.34 GNMA POOL #WA0317 3.0000% 08/20/42	12/18/2012	12/20/2013	195.34	207.21	-11.87
182.54 GNMA POOL #WA0317 3.0000% 08/20/42	12/18/2012	12/31/2013	182.54	193.63	-11.09
615.14 GNMA POOL #003976 6.0000% 04/20/37	04/29/2011	01/31/2013	615.14	681.08	-65.94
574.19 GNMA POOL #003976 6.0000% 04/20/37	04/29/2011	03/20/2013	574.19	635.74	-61.55
542.05 GNMA POOL #003976 6.0000% 04/20/37	04/29/2011	04/20/2013	542.05	600.15	-58.10
648.82 GNMA POOL #003976 6.0000% 04/20/37	04/29/2011	05/20/2013	648.82	718.37	-69.55
545.66 GNMA POOL #003976 6.0000% 04/20/37	04/29/2011	06/20/2013	545.66	604.15	-58.49
448.01 GNMA POOL #003976 6.0000% 04/20/37	04/29/2011	07/20/2013	448.01	496.03	-48.02
524.11 GNMA POOL #003976 6.0000% 04/20/37	04/29/2011	08/20/2013	524.11	580.29	-56.18
448.27 GNMA POOL #003976 6.0000% 04/20/37	04/29/2011	09/20/2013	448.27	496.32	-48.05
450.23 GNMA POOL #003976 6.0000% 04/20/37	04/29/2011	10/20/2013	450.23	498.49	-48.26
469.59 GNMA POOL #003976 6.0000% 04/20/37	04/29/2011	11/20/2013	469.59	519.92	-50.33
356.38 GNMA POOL #003976 6.0000% 04/20/37	04/29/2011	12/20/2013	356.38	394.58	-38.20
368.41 GNMA POOL #003976 6.0000% 04/20/37	04/29/2011	12/31/2013	368.41	407.90	-39.49
530.73 GNMA POOL #004291 6.0000% 11/20/38	08/03/2010	01/31/2013	530.73	583.47	-52.74
464.24 GNMA POOL #004291 6.0000% 11/20/38	08/03/2010	03/20/2013	464.24	510.37	-46.13
431.31 GNMA POOL #004291 6.0000% 11/20/38	08/03/2010	04/20/2013	431.31	474.17	-42.86
442.02 GNMA POOL #004291 6.0000% 11/20/38	08/03/2010	05/20/2013	442.02	485.95	-43.93
342.17 GNMA POOL #004291 6.0000% 11/20/38	08/03/2010	06/20/2013	342.17	376.17	-34.00
334.57 GNMA POOL #004291 6.0000% 11/20/38	08/03/2010	07/20/2013	334.57	367.82	-33.25
385.81 GNMA POOL #004291 6.0000% 11/20/38	08/03/2010	08/20/2013	385.81	424.15	-38.34
323.96 GNMA POOL #004291 6.0000% 11/20/38	08/03/2010	09/20/2013	323.96	356.15	-32.19
329.7 GNMA POOL #004291 6.0000% 11/20/38	08/03/2010	10/20/2013	329.70	362.46	-32.76
292.8 GNMA POOL #004291 6.0000% 11/20/38	08/03/2010	11/20/2013	292.80	321.90	-29.10
277.54 GNMA POOL #004291 6.0000% 11/20/38	08/03/2010	12/20/2013	277.54	305.12	-27.58
248.41 GNMA POOL #004291 6.0000% 11/20/38	08/03/2010	12/31/2013	248.41	273.10	-24.69
669.42 GNMA POOL #005280 4.0000% 01/20/42	03/16/2012	03/20/2013	669.42	718.37	-48.95
641.55 GNMA POOL #005280 4.0000% 01/20/42	03/16/2012	04/20/2013	641.55	688.46	-46.91
602.76 GNMA POOL #005280 4.0000% 01/20/42	03/16/2012	05/20/2013	602.76	646.84	-44.08
Totals					

ISA
3F0970 1.000

THE WETSWAN FOUNDATION 25D009422768
Schedule D Detail of Long-term Capital Gains and Losses

Description	Date Acquired	Date Sold	Gross Sales Price	Cost or Other Basis	Long-term Gain/Loss
563.44 GNMA POOL #005280 4.0000% 01/20/42	03/16/2012	06/20/2013	563.44	604.64	-41.20
515.78 GNMA POOL #005280 4.0000% 01/20/42	03/16/2012	07/20/2013	515.78	553.50	-37.72
378.93 GNMA POOL #005280 4.0000% 01/20/42	03/16/2012	08/20/2013	378.93	406.64	-27.71
632.82 GNMA POOL #005280 4.0000% 01/20/42	09/10/2012	09/20/2013	632.82	686.86	-54.04
484.26 GNMA POOL #005280 4.0000% 01/20/42	09/10/2012	10/20/2013	484.26	525.62	-41.36
482.56 GNMA POOL #005280 4.0000% 01/20/42	09/10/2012	11/20/2013	482.56	523.76	-41.20
38986.6 GNMA POOL #005280 4.0000% 01/20/42	09/10/2012	11/26/2013	41,155.26	42,315.70	-1,160.44
307.5 GNMA POOL #005332 4.0000% 03/20/42	08/27/2012	09/20/2013	307.50	337.15	-29.65
259.42 GNMA POOL #005332 4.0000% 03/20/42	08/27/2012	10/20/2013	259.42	284.43	-25.01
257.43 GNMA POOL #005332 4.0000% 03/20/42	08/27/2012	11/20/2013	257.43	282.25	-24.82
297.78 GNMA POOL #005332 4.0000% 03/20/42	08/27/2012	12/20/2013	297.78	326.49	-28.71
259.33 GNMA POOL #005332 4.0000% 03/20/42	08/27/2012	12/31/2013	259.33	284.33	-25.00
908.37 GNMA POOL #004922 4.0000% 01/20/41	08/26/2011	01/31/2013	908.37	961.88	-53.51
821.07 GNMA POOL #004922 4.0000% 01/20/41	08/26/2011	03/20/2013	821.07	869.44	-48.37
812.98 GNMA POOL #004922 4.0000% 01/20/41	08/26/2011	04/20/2013	812.98	860.87	-47.89
814.43 GNMA POOL #004922 4.0000% 01/20/41	08/26/2011	05/20/2013	814.43	862.41	-47.98
800.35 GNMA POOL #004922 4.0000% 01/20/41	08/26/2011	06/20/2013	800.35	847.50	-47.15
744.48 GNMA POOL #004922 4.0000% 01/20/41	08/26/2011	07/20/2013	744.48	788.33	-43.85
651.88 GNMA POOL #004922 4.0000% 01/20/41	08/26/2011	08/20/2013	651.88	690.28	-38.40
473.05 GNMA POOL #004922 4.0000% 01/20/41	08/26/2011	09/20/2013	473.05	500.92	-27.87
335.66 GNMA POOL #004922 4.0000% 01/20/41	08/26/2011	10/20/2013	335.66	355.43	-19.77
401.8 GNMA POOL #004922 4.0000% 01/20/41	08/26/2011	11/20/2013	401.80	425.47	-23.67
395.38 GNMA POOL #004922 4.0000% 01/20/41	08/26/2011	12/20/2013	395.38	418.67	-23.29
405.67 GNMA POOL #004922 4.0000% 01/20/41	08/26/2011	12/31/2013	405.67	429.57	-23.90
516.6 GNMA POOL #005083 5.0000% 06/20/41	07/30/2012	08/20/2013	516.60	575.20	-58.60
412.46 GNMA POOL #005083 5.0000% 06/20/41	07/30/2012	09/20/2013	412.46	459.25	-46.79
317.65 GNMA POOL #005083 5.0000% 06/20/41	07/30/2012	10/20/2013	317.65	353.68	-36.03
481.59 GNMA POOL #005083 5.0000% 06/20/41	07/30/2012	11/20/2013	481.59	536.22	-54.63
312.99 GNMA POOL #005083 5.0000% 06/20/41	07/30/2012	12/20/2013	312.99	348.49	-35.50
367.95 GNMA POOL #005083 5.0000% 06/20/41	07/30/2012	12/31/2013	367.95	409.69	-41.74
647.74 GNMA POOL #005115 4.5000% 07/20/41	09/07/2012	09/20/2013	647.74	716.97	-69.23
535.51 GNMA POOL #005115 4.5000% 07/20/41	09/07/2012	10/20/2013	535.51	592.74	-57.23
496.88 GNMA POOL #005115 4.5000% 07/20/41	09/07/2012	11/20/2013	496.88	549.98	-53.10
33810.02 GNMA POOL #005115 4.5000% 07/20/41	09/07/2012	11/26/2013	36,493.69	37,423.47	-929.78
922.96 GNMA POOL #367098 4.0000% 07/15/41	09/12/2011	01/31/2013	922.96	987.13	-64.17
Totals					

USA
3F0870 1.000

THE WETSWAN FOUNDATION 25D009422768
Schedule D Detail of Long-term Capital Gains and Losses

Description	Date Acquired	Date Sold	Gross Sales Price	Cost or Other Basis	Long-term Gain/Loss
599.37 GNMA POOL #367098 4.0000% 07/15/41	09/12/2011	03/15/2013	599.37	641.05	-41.68
324.35 GNMA POOL #367098 4.0000% 07/15/41	09/12/2011	04/15/2013	324.35	346.90	-22.55
352.46 GNMA POOL #367098 4.0000% 07/15/41	09/12/2011	05/15/2013	352.46	376.97	-24.51
547.56 GNMA POOL #367098 4.0000% 07/15/41	09/12/2011	06/15/2013	547.56	585.63	-38.07
731.22 GNMA POOL #367098 4.0000% 07/15/41	09/12/2011	07/15/2013	731.22	782.06	-50.84
249.28 GNMA POOL #367098 4.0000% 07/15/41	09/12/2011	08/15/2013	249.28	266.61	-17.33
291.86 GNMA POOL #367098 4.0000% 07/15/41	09/12/2011	09/15/2013	291.86	312.15	-20.29
345.8 GNMA POOL #367098 4.0000% 07/15/41	09/12/2011	10/15/2013	345.80	369.84	-24.04
194.16 GNMA POOL #367098 4.0000% 07/15/41	09/12/2011	11/15/2013	194.16	207.66	-13.50
242.66 GNMA POOL #367098 4.0000% 07/15/41	09/12/2011	12/15/2013	242.66	259.53	-16.87
153.35 GNMA POOL #367098 4.0000% 07/15/41	09/12/2011	12/31/2013	153.35	164.01	-10.66
1489.28 GNMA POOL #439087 4.5000% 02/15/39	12/15/2009	01/31/2013	1,489.28	1,511.62	-22.34
1527.83 GNMA POOL #439087 4.5000% 02/15/39	12/15/2009	03/15/2013	1,527.83	1,550.75	-22.92
1764.84 GNMA POOL #439087 4.5000% 02/15/39	12/15/2009	04/15/2013	1,764.84	1,791.31	-26.47
1560.2 GNMA POOL #439087 4.5000% 02/15/39	12/15/2009	05/15/2013	1,560.20	1,583.60	-23.40
1016.34 GNMA POOL #439087 4.5000% 02/15/39	12/15/2009	06/15/2013	1,016.34	1,031.59	-15.25
883.82 GNMA POOL #439087 4.5000% 02/15/39	12/15/2009	07/15/2013	883.82	897.08	-13.26
895.29 GNMA POOL #439087 4.5000% 02/15/39	12/15/2009	08/15/2013	895.29	908.72	-13.43
1053.93 GNMA POOL #439087 4.5000% 02/15/39	12/15/2009	09/15/2013	1,053.93	1,069.74	-15.81
571.09 GNMA POOL #439087 4.5000% 02/15/39	12/15/2009	10/15/2013	571.09	579.66	-8.57
376.69 GNMA POOL #439087 4.5000% 02/15/39	12/15/2009	11/15/2013	376.69	382.34	-5.65
601.55 GNMA POOL #439087 4.5000% 02/15/39	12/15/2009	12/15/2013	601.55	610.57	-9.02
477.9 GNMA POOL #439087 4.5000% 02/15/39	12/15/2009	12/31/2013	477.90	485.07	-7.17
1659.74 GNMA POOL #487698 4.5000% 03/15/39	03/27/2009	01/31/2013	1,659.74	1,696.05	-36.31
1461.04 GNMA POOL #487698 4.5000% 03/15/39	03/27/2009	03/15/2013	1,461.04	1,493.00	-31.96
1255.73 GNMA POOL #487698 4.5000% 03/15/39	03/27/2009	04/15/2013	1,255.73	1,283.20	-27.47
1671.52 GNMA POOL #487698 4.5000% 03/15/39	03/27/2009	05/15/2013	1,671.52	1,708.08	-36.56
2593.55 GNMA POOL #487698 4.5000% 03/15/39	03/27/2009	06/15/2013	2,593.55	2,650.28	-56.73
2041.05 GNMA POOL #487698 4.5000% 03/15/39	03/27/2009	07/15/2013	2,041.05	2,085.70	-44.65
1201.88 GNMA POOL #487698 4.5000% 03/15/39	03/27/2009	08/15/2013	1,201.88	1,228.17	-26.29
1018.06 GNMA POOL #487698 4.5000% 03/15/39	03/27/2009	09/15/2013	1,018.06	1,040.33	-22.27
514.83 GNMA POOL #487698 4.5000% 03/15/39	03/27/2009	10/15/2013	514.83	526.09	-11.26
814.16 GNMA POOL #487698 4.5000% 03/15/39	03/27/2009	11/15/2013	814.16	831.97	-17.81
333.59 GNMA POOL #487698 4.5000% 03/15/39	03/27/2009	12/15/2013	333.59	340.89	-7.30
457.06 GNMA POOL #487698 4.5000% 03/15/39	03/27/2009	12/31/2013	457.06	467.06	-10.00
Totals					

USA
3F0970 1.000

THE WETSMAN FOUNDATION 25D009422768

**JSA
3F0970 1.000**

Part XV Supplementary Information**3 Grants and Contributions Paid During the Year (Continuation)**

Recipient Name and address (home or business)	If recipient is an individual, show any relationship to any foundation manager or substantial contributor	Foundation status of recipient	Purpose of grant or contribution	Amount
CROHN'S & COLITIS FOUNDATION 25882 ORCHARD LAKE RD STE 102 FARMINGTON HILLS, MI 48336	NONE	509(A)(1) 170	UNRESTRICTED CHARITABLE GIFT	1,000.
DETROIT INSTITUTE OF ARTS 5200 WOODWARD AVENUE DETROIT, MI 48202	NONE	509(A)(1) 170	UNRESTRICTED CHARITABLE GIFT	13,640.
DETROIT SYMPHONY ORCHESTRA HALL 3711 WOODWARD AVENUE DETROIT, MI 48201	NONE	509(A)(1) 170	UNRESTRICTED CHARITABLE GIFT	2,500.
HAMMER MUSEUM 10899 WILSHIRE BLVD LOS ANGELES, CA 90024	NONE	501(C)(3)	UNRESTRICTED CHARITABLE GIFT	1,000.
JARC 30301 NORTHWESTERN HWY, SUITE 100 FARMINGTON HILLS, MI 48334	NONE	509(A)(1) 170	UNRESTRICTED CHARITABLE GIFT	1,000.
JEWISH COMMUNITY CENTER 6600 WEST MAPLE ROAD WEST BLOOMFIELD, MI 48322	NONE	501(C)(3)	UNRESTRICTED CHARITABLE GIFT	500.
JEWISH FAMILY SERVICE OF LOS ANGELES 16439 VANOWEN ST VAN NUYS, CA 91406	NONE	501(C)(3)	UNRESTRICTED CHARITABLE GIFT	1,115.
JEWISH FEDERATION OF GREATER LOS ANGELES 6505 WILSHIRE BOULEVARD STE 1100 LOS ANGELES, CA 90048	NONE	509(A)(1) 170	UNRESTRICTED CHARITABLE GIFT	3,000.
JEWISH FEDERATION OF METRO DETROIT 6735 TELEGRAPH RD P O BOX 2030 BLOOMFIELD HILLS, MI 48303	NONE	509(A)(1) 170	UNRESTRICTED CHARITABLE GIFT	50,000.
JEWISH HOSPICE & CHAPLAINCY NETWORK 6555 W MAPLE RD WEST BLOOMFIELD, MI 48322	NONE	501(C)(3)	UNRESTRICTED CHARITABLE GIFT	25,000.
Total from continuation sheets				137,455.

Part XV Supplementary Information**3 Grants and Contributions Paid During the Year (Continuation)**

Recipient Name and address (home or business)	If recipient is an individual, show any relationship to any foundation manager or substantial contributor	Foundation status of recipient	Purpose of grant or contribution	Amount
MICHIGAN HUMANE SOCIETY 30300 TELEGRAPH RD STE 220 BINGHAM FARMS, MI 48025	NONE	501(C)(3)	UNRESTRICTED CHARITABLE GIFT	500.
MICHIGAN OPERA THEATRE 1526 BROADWAY DETROIT, MI 48226	NONE	501(C)(3)	UNRESTRICTED CHARITABLE GIFT	1,000.
PEWABIC POTTERY 10125 EAST JEFFERSON AVENUE DETROIT, MI 48214	NONE	509(A)(1) 170	UNRESTRICTED CHARITABLE GIFT	1,000.
PLANNED PARENTHOOD MID AND SOUTH MICHIGAN 3100 PROFESSIONAL DRIVE P O BOX 3673 ANN ARBOR, MI 48106	NONE	501(C)(3)	UNRESTRICTED CHARITABLE GIFT	1,000.
STRATFORD FESTIVAL OF AMERICA 55 QUEEN STREET, PO BOX 520 STRATFORD, ONTARIO, CANADA N5A 6V2	NONE	501(C)(3)	UNRESTRICTED CHARITABLE GIFT	600.
THE MUSIC CENTER 135 N GRAND AVENUE LOS ANGELES, CA 90012	NONE	501(C)(3)	UNRESTRICTED CHARITABLE GIFT	10,000.
UNIVERSITY OF MICHIGAN 3003 SOUTH STATE STREET STE 9000 ANN ARBOR, MI 48109	NONE	509(A)(1) 170	UNRESTRICTED CHARITABLE GIFT	20,000.
WOMENS GUILD CEDARS-SINAI 8700 BEVERLY BLVD STE 2416 LOS ANGELES, CA 90048	NONE	501(C)(3)	UNRESTRICTED CHARITABLE GIFT	3,600.
YAD EZRA 2850 W 11 MILE RD BERKLEY, MI 48072	NONE	501(C)(3)	UNRESTRICTED CHARITABLE GIFT	1,000.
Total from continuation sheets				