



See a Social Security Number? Say Something!
Report Privacy Problems to <https://public.resource.org/privacy>
Or call the IRS Identity Theft Hotline at 1-800-908-4490



Form

990-PF

Department of the Treasury
Internal Revenue Service

Return of Private Foundation

or Section 4947(a)(1) Trust Treated as Private Foundation

Do not enter Social Security numbers on this form as it may be made public. By law, the IRS cannot redact the information on the form.

Information about Form 990-PF and its instructions is at www.irs.gov/form990pf.

OMB No 1545-0052

2013

Open to Public Inspection

For calendar year 2013, or tax year beginning 01-01-2013 , and ending 12-31-2013

Name of foundation JOHN C AND MARY JANE HOWARD FOUNDATION		A Employer identification number 38-3452536	
Number and street (or P O box number if mail is not delivered to street address) 180 S UNION ST		B Telephone number (see instructions) (269) 209-1651	
City or town, state or province, country, and ZIP or foreign postal code BATTLE CREEK, MI 49014		C If exemption application is pending, check here <input type="checkbox"/>	
G Check all that apply <div><input type="checkbox"/> Initial return <input type="checkbox"/> Final return <input type="checkbox"/> Address change</div> <div><input type="checkbox"/> Initial return of a former public charity <input type="checkbox"/> Amended return <input type="checkbox"/> Name change</div>		D 1. Foreign organizations, check here <input type="checkbox"/> 2. Foreign organizations meeting the 85% test, check here and attach computation <input type="checkbox"/>	
H Check type of organization <input checked="" type="checkbox"/> Section 501(c)(3) exempt private foundation <input type="checkbox"/> Section 4947(a)(1) nonexempt charitable trust <input type="checkbox"/> Other taxable private foundation		E If private foundation status was terminated under section 507(b)(1)(A), check here <input type="checkbox"/>	
I Fair market value of all assets at end of year (from Part II, col. (c), line 16) \$ 1,653,339	J Accounting method <input checked="" type="checkbox"/> Cash <input type="checkbox"/> Accrual <input type="checkbox"/> Other (specify) _____ (Part I, column (d) must be on cash basis.)	F If the foundation is in a 60-month termination under section 507(b)(1)(B), check here <input type="checkbox"/>	

Part I Analysis of Revenue and Expenses (The total of amounts in columns (b), (c), and (d) may not necessarily equal the amounts in column (a) (see instructions))		(a) Revenue and expenses per books	(b) Net investment income	(c) Adjusted net income	(d) Disbursements for charitable purposes (cash basis only)
Revenue	1 Contributions, gifts, grants, etc , received (attach schedule)				
	2 Check <input checked="" type="checkbox"/> if the foundation is not required to attach Sch B				
	3 Interest on savings and temporary cash investments	3,405	3,405		
	4 Dividends and interest from securities.	35,892	35,892		
	5a Gross rents				
	b Net rental income or (loss) _____				
	6a Net gain or (loss) from sale of assets not on line 10	14,507			
	b Gross sales price for all assets on line 6a 494,629				
	7 Capital gain net income (from Part IV, line 2) . . .		14,507		
	8 Net short-term capital gain				
	9 Income modifications				
	10a Gross sales less returns and allowances				
Operating and Administrative Expenses	b Less Cost of goods sold				
	c Gross profit or (loss) (attach schedule)				
	11 Other income (attach schedule)	904	0		
	12 Total. Add lines 1 through 11	54,708	53,804		
	13 Compensation of officers, directors, trustees, etc	0	0		0
	14 Other employee salaries and wages				
	15 Pension plans, employee benefits				
	16a Legal fees (attach schedule)				
	b Accounting fees (attach schedule)	8,450	4,225		4,225
	c Other professional fees (attach schedule)	16,008	16,008		0
	17 Interest				
	18 Taxes (attach schedule) (see instructions)	540	540		0
	19 Depreciation (attach schedule) and depletion . . .				
	20 Occupancy				
	21 Travel, conferences, and meetings				
	22 Printing and publications				
	23 Other expenses (attach schedule)	357	337		20
	24 Total operating and administrative expenses.				
	Add lines 13 through 23	25,355	21,110		4,245
	25 Contributions, gifts, grants paid	73,300			73,300
	26 Total expenses and disbursements. Add lines 24 and 25	98,655	21,110		77,545
	27 Subtract line 26 from line 12				
	a Excess of revenue over expenses and disbursements	-43,947			
	b Net investment income (if negative, enter -0-)		32,694		
	c Adjusted net income (if negative, enter -0-)				

Part II Balance Sheets		Attached schedules and amounts in the description column should be for end-of-year amounts only (See instructions)	Beginning of year	End of year	
			(a) Book Value	(b) Book Value	(c) Fair Market Value
Assets	1	Cash—non-interest-bearing			
	2	Savings and temporary cash investments	30,361	36,078	36,078
	3	Accounts receivable ▶ <u>513</u>			
		Less allowance for doubtful accounts ▶ _____	3,632	513	513
	4	Pledges receivable ▶ _____			
		Less allowance for doubtful accounts ▶ _____			
	5	Grants receivable			
	6	Receivables due from officers, directors, trustees, and other disqualified persons (attach schedule) (see instructions)			
	7	Other notes and loans receivable (attach schedule) ▶ _____			
		Less allowance for doubtful accounts ▶ _____			
	8	Inventories for sale or use			
	9	Prepaid expenses and deferred charges			
	10a	Investments—U S and state government obligations (attach schedule)	178,304	<input checked="" type="checkbox"/> 138,831	130,004
	b	Investments—corporate stock (attach schedule)	553,384	<input checked="" type="checkbox"/> 558,779	762,167
	c	Investments—corporate bonds (attach schedule).			
	11	Investments—land, buildings, and equipment basis ▶ _____			
		Less accumulated depreciation (attach schedule) ▶ _____			
Liabilities	12	Investments—mortgage loans			
	13	Investments—other (attach schedule)	689,488	<input checked="" type="checkbox"/> 677,021	724,577
	14	Land, buildings, and equipment basis ▶ _____			
		Less accumulated depreciation (attach schedule) ▶ _____			
	15	Other assets (describe ▶ _____)			
	16	Total assets (to be completed by all filers—see the instructions Also, see page 1, item I)	1,455,169	1,411,222	1,653,339
	17	Accounts payable and accrued expenses			
	18	Grants payable			
Net Assets or Fund Balances	19	Deferred revenue			
	20	Loans from officers, directors, trustees, and other disqualified persons			
	21	Mortgages and other notes payable (attach schedule)			
	22	Other liabilities (describe ▶ _____)			
	23	Total liabilities (add lines 17 through 22)	0	0	
		Foundations that follow SFAS 117, check here ▶ <input type="checkbox"/> and complete lines 24 through 26 and lines 30 and 31.			
	24	Unrestricted			
	25	Temporarily restricted			
	26	Permanently restricted			
		Foundations that do not follow SFAS 117, check here ▶ <input checked="" type="checkbox"/> and complete lines 27 through 31.			
	27	Capital stock, trust principal, or current funds	0	0	
	28	Paid-in or capital surplus, or land, bldg , and equipment fund	0	0	
	29	Retained earnings, accumulated income, endowment, or other funds	1,455,169	1,411,222	
	30	Total net assets or fund balances (see page 17 of the instructions)	1,455,169	1,411,222	
	31	Total liabilities and net assets/fund balances (see page 17 of the instructions)	1,455,169	1,411,222	

Part III Analysis of Changes in Net Assets or Fund Balances

1	Total net assets or fund balances at beginning of year—Part II, column (a), line 30 (must agree with end-of-year figure reported on prior year’s return)	1	1,455,169
2	Enter amount from Part I, line 27a	2	-43,947
3	Other increases not included in line 2 (itemize) ▶ _____	3	0
4	Add lines 1, 2, and 3	4	1,411,222
5	Decreases not included in line 2 (itemize) ▶ _____	5	0
6	Total net assets or fund balances at end of year (line 4 minus line 5)—Part II, column (b), line 30	6	1,411,222

Part IV Capital Gains and Losses for Tax on Investment Income

(a) List and describe the kind(s) of property sold (e g , real estate, 2-story brick warehouse, or common stock, 200 shs MLC Co)		(b) How acquired P—Purchase D—Donation	(c) Date acquired (mo , day, yr)	(d) Date sold (mo , day, yr)
1a	See Additional Data Table			
b				
c				
d				
e				

(e) Gross sales price	(f) Depreciation allowed (or allowable)	(g) Cost or other basis plus expense of sale	(h) Gain or (loss) (e) plus (f) minus (g)
a See Additional Data Table			
b			
c			
d			
e			

Complete only for assets showing gain in column (h) and owned by the foundation on 12/31/69			(l) Gains (Col (h) gain minus col (k), but not less than -0-) or Losses (from col (h))
(i) F M V as of 12/31/69	(j) Adjusted basis as of 12/31/69	(k) Excess of col (i) over col (j), if any	
a See Additional Data Table			
b			
c			
d			
e			

2	Capital gain net income or (net capital loss)	{ If gain, also enter in Part I, line 7 If (loss), enter -0- in Part I, line 7 }	2	14,507
3	Net short-term capital gain or (loss) as defined in sections 1222(5) and (6) If gain, also enter in Part I, line 8, column (c) (see instructions) If (loss), enter -0- in Part I, line 8		3	

Part V Qualification Under Section 4940(e) for Reduced Tax on Net Investment Income

(For optional use by domestic private foundations subject to the section 4940(a) tax on net investment income)

If section 4940(d)(2) applies, leave this part blank

Was the foundation liable for the section 4942 tax on the distributable amount of any year in the base period? ☐ Yes ☒ No

If "Yes," the foundation does not qualify under section 4940(e) Do not complete this part

1 Enter the appropriate amount in each column for each year, see page 18 of the instructions before making any entries

(a) Base period years Calendar year (or tax year beginning in)	(b) Adjusted qualifying distributions	(c) Net value of noncharitable-use assets	(d) Distribution ratio (col (b) divided by col (c))
2012	78,770	1,539,195	0 051176
2011	75,370	1,618,215	0 046576
2010	70,395	1,562,552	0 045051
2009	89,606	1,410,376	0 063533
2008	93,255	1,787,761	0 052163

2	Total of line 1, column (d).	2	0 258499
3	Average distribution ratio for the 5-year base period—divide the total on line 2 by 5, or by the number of years the foundation has been in existence if less than 5 years	3	0 051700
4	Enter the net value of noncharitable-use assets for 2013 from Part X, line 5.	4	1,608,591
5	Multiply line 4 by line 3.	5	83,164
6	Enter 1% of net investment income (1% of Part I, line 27b).	6	327
7	Add lines 5 and 6.	7	83,491
8	Enter qualifying distributions from Part XII, line 4. If line 8 is equal to or greater than line 7, check the box in Part VI, line 1b, and complete that part using a 1% tax rate See the Part VI instructions	8	77,545

Part VI Excise Tax Based on Investment Income (Section 4940(a), 4940(b), 4940(e), or 4948—see page 18 of the instructions)			
1a Exempt operating foundations described in section 4940(d)(2), check here <input type="checkbox"/> and enter "N/A" on line 1		1	654
Date of ruling or determination letter _____ (attach copy of letter if necessary—see instructions)			
b Domestic foundations that meet the section 4940(e) requirements in Part V, check here <input type="checkbox"/> and enter 1% of Part I, line 27b			
c All other domestic foundations enter 2% of line 27b Exempt foreign organizations enter 4% of Part I, line 12, col (b)			
2 Tax under section 511 (domestic section 4947(a)(1) trusts and taxable foundations only Others enter -0-)		2	0
3 Add lines 1 and 2.		3	654
4 Subtitle A (income) tax (domestic section 4947(a)(1) trusts and taxable foundations only Others enter -0-)		4	0
5 Tax based on investment income. Subtract line 4 from line 3 If zero or less, enter -0-		5	654
6 Credits/Payments			
a	2013 estimated tax payments and 2012 overpayment credited to 2013	6a	726
b	Exempt foreign organizations—tax withheld at source	6b	
c	Tax paid with application for extension of time to file (Form 8868)	6c	
d	Backup withholding erroneously withheld	6d	
7 Total credits and payments Add lines 6a through 6d.		7	726
8 Enter any penalty for underpayment of estimated tax Check here <input type="checkbox"/> if Form 2220 is attached		8	
9 Tax due. If the total of lines 5 and 8 is more than line 7, enter amount owed		9	
10 Overpayment. If line 7 is more than the total of lines 5 and 8, enter the amount overpaid.		10	72
11 Enter the amount of line 10 to be Credited to 2014 estimated tax 72 Refunded		11	0

Part VII-A Statements Regarding Activities			
1a During the tax year, did the foundation attempt to influence any national, state, or local legislation or did it participate or intervene in any political campaign?		1a	No
b Did it spend more than \$100 during the year (either directly or indirectly) for political purposes (see page 19 of the instructions for definition)?		1b	No
If the answer is "Yes" to 1a or 1b, attach a detailed description of the activities and copies of any materials published or distributed by the foundation in connection with the activities.			
c Did the foundation file Form 1120-POL for this year?.		1c	No
d Enter the amount (if any) of tax on political expenditures (section 4955) imposed during the year (1) On the foundation \$ 0 (2) On foundation managers \$ 0			
e Enter the reimbursement (if any) paid by the foundation during the year for political expenditure tax imposed on foundation managers \$ 0			
2 Has the foundation engaged in any activities that have not previously been reported to the IRS?		2	No
If "Yes," attach a detailed description of the activities.			
3 Has the foundation made any changes, not previously reported to the IRS, in its governing instrument, articles of incorporation, or bylaws, or other similar instruments? If "Yes," attach a conformed copy of the changes		3	No
4a Did the foundation have unrelated business gross income of \$1,000 or more during the year?.		4a	No
b If "Yes," has it filed a tax return on Form 990-T for this year?.		4b	
5 Was there a liquidation, termination, dissolution, or substantial contraction during the year?		5	No
If "Yes," attach the statement required by General Instruction T.			
6 Are the requirements of section 508(e) (relating to sections 4941 through 4945) satisfied either			
• By language in the governing instrument, or			
• By state legislation that effectively amends the governing instrument so that no mandatory directions that conflict with the state law remain in the governing instrument?		6	Yes
7 Did the foundation have at least \$5,000 in assets at any time during the year? If "Yes," complete Part II, col. (c), and Part XV.		7	Yes
8a Enter the states to which the foundation reports or with which it is registered (see instructions)			
MI			
b If the answer is "Yes" to line 7, has the foundation furnished a copy of Form 990-PF to the Attorney General (or designate) of each state as required by General Instruction G? If "No," attach explanation .		8b	Yes
9 Is the foundation claiming status as a private operating foundation within the meaning of section 4942(j)(3) or 4942(j)(5) for calendar year 2013 or the taxable year beginning in 2013 (see instructions for Part XIV)?			
If "Yes," complete Part XIV		9	No
10 Did any persons become substantial contributors during the tax year? If "Yes," attach a schedule listing their names and addresses.		10	No

Part VII-A

Statements Regarding Activities *(continued)*

11	At any time during the year, did the foundation, directly or indirectly, own a controlled entity within the meaning of section 512(b)(13)? If "Yes," attach schedule (see instructions).	11		No
12	Did the foundation make a distribution to a donor advised fund over which the foundation or a disqualified person had advisory privileges? If "Yes," attach statement (see instructions)	12		No
13	Did the foundation comply with the public inspection requirements for its annual returns and exemption application?	13	Yes	
Website address ▶NONE				
14	The books are in care of ▶WINSHIP C HOWARD Telephone no ▶(269) 209-1651 Located at ▶180 S UNION STREET BATTLE CREEK MI ZIP +4 ▶490144918			
15	Section 4947(a)(1) nonexempt charitable trusts filing Form 990-PF in lieu of Form 1041 —Check here ▶ <input type="checkbox"/> and enter the amount of tax-exempt interest received or accrued during the year ▶	15		
16	At any time during calendar year 2013, did the foundation have an interest in or a signature or other authority over a bank, securities, or other financial account in a foreign country?	16	Yes	No
See instructions for exceptions and filing requirements for Form TD F 90-22.1 If "Yes", enter the name of the foreign country ▶				

Part VII-B

Statements Regarding Activities for Which Form 4720 May Be Required

File Form 4720 if any item is checked in the "Yes" column, unless an exception applies.			Yes	No
1a	During the year did the foundation (either directly or indirectly) (1) Engage in the sale or exchange, or leasing of property with a disqualified person? <input type="checkbox"/> Yes <input checked="" type="checkbox"/> No (2) Borrow money from, lend money to, or otherwise extend credit to (or accept it from) a disqualified person?. <input type="checkbox"/> Yes <input checked="" type="checkbox"/> No (3) Furnish goods, services, or facilities to (or accept them from) a disqualified person? <input type="checkbox"/> Yes <input checked="" type="checkbox"/> No (4) Pay compensation to, or pay or reimburse the expenses of, a disqualified person? <input type="checkbox"/> Yes <input checked="" type="checkbox"/> No (5) Transfer any income or assets to a disqualified person (or make any of either available for the benefit or use of a disqualified person)?. <input type="checkbox"/> Yes <input checked="" type="checkbox"/> No (6) Agree to pay money or property to a government official? (Exception. Check "No" if the foundation agreed to make a grant to or to employ the official for a period after termination of government service, if terminating within 90 days). <input type="checkbox"/> Yes <input checked="" type="checkbox"/> No			
b	If any answer is "Yes" to 1a(1)–(6), did any of the acts fail to qualify under the exceptions described in Regulations section 53.4941(d)-3 or in a current notice regarding disaster assistance (see page 20 of the instructions)?. . . Organizations relying on a current notice regarding disaster assistance check here. ▶ <input type="checkbox"/>	1b		No
c	Did the foundation engage in a prior year in any of the acts described in 1a, other than excepted acts, that were not corrected before the first day of the tax year beginning in 2013?.	1c		No
2	Taxes on failure to distribute income (section 4942) (does not apply for years the foundation was a private operating foundation defined in section 4942(j)(3) or 4942(j)(5))			
a	At the end of tax year 2013, did the foundation have any undistributed income (lines 6d and 6e, Part XIII) for tax year(s) beginning before 2013?. <input type="checkbox"/> Yes <input checked="" type="checkbox"/> No If "Yes," list the years ▶ 20____, 20____, 20____, 20____			
b	Are there any years listed in 2a for which the foundation is not applying the provisions of section 4942(a)(2) (relating to incorrect valuation of assets) to the year's undistributed income? (If applying section 4942(a)(2) to all years listed, answer "No" and attach statement—see instructions).	2b		
c	If the provisions of section 4942(a)(2) are being applied to any of the years listed in 2a, list the years here ▶ 20____, 20____, 20____, 20____			
3a	Did the foundation hold more than a 2% direct or indirect interest in any business enterprise at any time during the year?. <input type="checkbox"/> Yes <input checked="" type="checkbox"/> No			
b	If "Yes," did it have excess business holdings in 2013 as a result of (1) any purchase by the foundation or disqualified persons after May 26, 1969, (2) the lapse of the 5-year period (or longer period approved by the Commissioner under section 4943(c)(7)) to dispose of holdings acquired by gift or bequest, or (3) the lapse of the 10-, 15-, or 20-year first phase holding period? (<i>Use Schedule C, Form 4720, to determine if the foundation had excess business holdings in 2013.</i>).	3b		
4a	Did the foundation invest during the year any amount in a manner that would jeopardize its charitable purposes?	4a		No
b	Did the foundation make any investment in a prior year (but after December 31, 1969) that could jeopardize its charitable purpose that had not been removed from jeopardy before the first day of the tax year beginning in 2013?	4b		No

Part VII-B

Statements Regarding Activities for Which Form 4720 May Be Required (continued)

5a

During the year did the foundation pay or incur any amount to

(1)

Carry on propaganda, or otherwise attempt to influence legislation (section 4945(e))?

Yes

No

(2)

Influence the outcome of any specific public election (see section 4955), or to carry on, directly or indirectly, any voter registration drive?

Yes

No

(3)

Provide a grant to an individual for travel, study, or other similar purposes?

Yes

No

(4)

Provide a grant to an organization other than a charitable, etc , organization described in section 509(a)(1), (2), or (3), or section 4940(d)(2)? (see instructions).

Yes

No

(5)

Provide for any purpose other than religious, charitable, scientific, literary, or educational purposes, or for the prevention of cruelty to children or animals?

Yes

No

b

If any answer is "Yes" to 5a(1)–(5), did **any** of the transactions fail to qualify under the exceptions described in Regulations section 53.4945 or in a current notice regarding disaster assistance (see instructions)?

5b

Organizations relying on a current notice regarding disaster assistance check here.

c

If the answer is "Yes" to question 5a(4), does the foundation claim exemption from the tax because it maintained expenditure responsibility for the grant?

Yes

No

If "Yes," attach the statement required by Regulations section 53.4945–5(d).

6a

Did the foundation, during the year, receive any funds, directly or indirectly, to pay premiums on a personal benefit contract?

Yes

No

b

Did the foundation, during the year, pay premiums, directly or indirectly, on a personal benefit contract?

6b

No

If "Yes" to 6b, file Form 8870.

7a

At any time during the tax year, was the foundation a party to a prohibited tax shelter transaction?

Yes

No

b

If yes, did the foundation receive any proceeds or have any net income attributable to the transaction?

7b

Part VIII

Information About Officers, Directors, Trustees, Foundation Managers, Highly Paid Employees, and Contractors

1

List all officers, directors, trustees, foundation managers and their compensation (see instructions).

(a) Name and address	(b) Title, and average hours per week devoted to position	(c) Compensation (If not paid, enter -0-)	(d) Contributions to employee benefit plans and deferred compensation	(e) Expense account, other allowances
See Additional Data Table				

2

Compensation of five highest-paid employees (other than those included on line 1—see instructions). If none, enter "NONE."

(a) Name and address of each employee paid more than \$50,000	(b) Title, and average hours per week devoted to position	(c) Compensation	(d) Contributions to employee benefit plans and deferred compensation	(e) Expense account, other allowances
NONE				

Total

number of other employees paid over \$50,000.

0

Part VIII

Information About Officers, Directors, Trustees, Foundation Managers, Highly Paid Employees, and Contractors (continued)

3 Five highest-paid independent contractors for professional services (see instructions). If none, enter "NONE".		
(a) Name and address of each person paid more than \$50,000	(b) Type of service	(c) Compensation
NONE		
Total number of others receiving over \$50,000 for professional services.		0

Part IX-A

Summary of Direct Charitable Activities

List the foundation's four largest direct charitable activities during the tax year. Include relevant statistical information such as the number of organizations and other beneficiaries served, conferences convened, research papers produced, etc.	Expenses
1	
2	
3	
4	

Part IX-B

Summary of Program-Related Investments (see instructions)

Describe the two largest program-related investments made by the foundation during the tax year on lines 1 and 2	Amount
1	
2	
All other program-related investments. See page 24 of the instructions.	
3	
Total. Add lines 1 through 3.	0

Part X

Minimum Investment Return (All domestic foundations must complete this part. Foreign foundations, see instructions.)

1	Fair market value of assets not used (or held for use) directly in carrying out charitable, etc , purposes		
a	Average monthly fair market value of securities.	1a	1,557,785
b	Average of monthly cash balances.	1b	75,128
c	Fair market value of all other assets (see instructions).	1c	174
d	Total (add lines 1a, b, and c).	1d	1,633,087
e	Reduction claimed for blockage or other factors reported on lines 1a and 1c (attach detailed explanation).	1e	0
2	Acquisition indebtedness applicable to line 1 assets.	2	0
3	Subtract line 2 from line 1d.	3	1,633,087
4	Cash deemed held for charitable activities Enter 1 1/2% of line 3 (for greater amount, see instructions).	4	24,496
5	Net value of noncharitable-use assets. Subtract line 4 from line 3 Enter here and on Part V, line 4	5	1,608,591
6	Minimum investment return. Enter 5% of line 5.	6	80,430

Part XI

Distributable Amount (see instructions) (Section 4942(j)(3) and (j)(5) private operating foundations and certain foreign organizations check here ☐ and do not complete this part.)

1	Minimum investment return from Part X, line 6.	1	80,430
2a	Tax on investment income for 2013 from Part VI, line 5.	2a	654
b	Income tax for 2013 (This does not include the tax from Part VI).	2b	
c	Add lines 2a and 2b.	2c	654
3	Distributable amount before adjustments Subtract line 2c from line 1.	3	79,776
4	Recoveries of amounts treated as qualifying distributions.	4	0
5	Add lines 3 and 4.	5	79,776
6	Deduction from distributable amount (see instructions).	6	0
7	Distributable amount as adjusted Subtract line 6 from line 5 Enter here and on Part XIII, line 1.	7	79,776

Part XII

Qualifying Distributions (see instructions)

1	Amounts paid (including administrative expenses) to accomplish charitable, etc , purposes		
a	Expenses, contributions, gifts, etc —total from Part I, column (d), line 26.	1a	77,545
b	Program-related investments—total from Part IX-B.	1b	0
2	Amounts paid to acquire assets used (or held for use) directly in carrying out charitable, etc , purposes.	2	
3	Amounts set aside for specific charitable projects that satisfy the		
a	Suitability test (prior IRS approval required).	3a	
b	Cash distribution test (attach the required schedule).	3b	
4	Qualifying distributions. Add lines 1a through 3b Enter here and on Part V, line 8, and Part XIII, line 4	4	77,545
5	Foundations that qualify under section 4940(e) for the reduced rate of tax on net investment income Enter 1% of Part I, line 27b (see instructions).	5	0
6	Adjusted qualifying distributions. Subtract line 5 from line 4.	6	77,545
Note: The amount on line 6 will be used in Part V, column (b), in subsequent years when calculating whether the foundation qualifies for the section 4940(e) reduction of tax in those years			

Part XIII

Undistributed Income (see instructions)

	(a) Corpus	(b) Years prior to 2012	(c) 2012	(d) 2013
1 Distributable amount for 2013 from Part XI, line 7				79,776
2 Undistributed income, if any, as of the end of 2013				
a Enter amount for 2012 only.			72,151	
b Total for prior years 20____, 20____, 20____		0		
3 Excess distributions carryover, if any, to 2013				
a From 2008.				
b From 2009.				
c From 2010.				
d From 2011.				
e From 2012.				
f Total of lines 3a through e.	0			
4 Qualifying distributions for 2013 from Part XII, line 4 ▶ \$ 77,545				
a Applied to 2012, but not more than line 2a			72,151	
b Applied to undistributed income of prior years (Election required—see instructions).		0		
c Treated as distributions out of corpus (Election required—see instructions).	0			
d Applied to 2013 distributable amount.				5,394
e Remaining amount distributed out of corpus	0			
5 Excess distributions carryover applied to 2013 (If an amount appears in column (d), the same amount must be shown in column (a).)	0			0
6 Enter the net total of each column as indicated below:				
a Corpus Add lines 3f, 4c, and 4e Subtract line 5	0			
b Prior years' undistributed income Subtract line 4b from line 2b.		0		
c Enter the amount of prior years' undistributed income for which a notice of deficiency has been issued, or on which the section 4942(a) tax has been previously assessed.		0		
d Subtract line 6c from line 6b Taxable amount—see instructions		0		
e Undistributed income for 2012 Subtract line 4a from line 2a Taxable amount—see instructions			0	
f Undistributed income for 2013 Subtract lines 4d and 5 from line 1 This amount must be distributed in 2014				74,382
7 Amounts treated as distributions out of corpus to satisfy requirements imposed by section 170(b)(1)(F) or 4942(g)(3) (see instructions).	0			
8 Excess distributions carryover from 2008 not applied on line 5 or line 7 (see instructions). . . .	0			
9 Excess distributions carryover to 2014. Subtract lines 7 and 8 from line 6a	0			
10 Analysis of line 9				
a Excess from 2009. . . .				
b Excess from 2010. . . .				
c Excess from 2011. . . .				
d Excess from 2012. . . .				
e Excess from 2013. . . .				

Part XIV

Private Operating Foundations (see instructions and Part VII-A, question 9)

1a

If the foundation has received a ruling or determination letter that it is a private operating foundation, and the ruling is effective for 2013, enter the date of the ruling.

b

Check box to indicate whether the organization is a private operating foundation described in section 4942(j)(3) or 4942(j)(5)

☐ 4942(j)(3) or ☐ 4942(j)(5)

2a	Enter the lesser of the adjusted net income from Part I or the minimum investment return from Part X for each year listed.	Tax year	Prior 3 years			(e) Total
		(a) 2013	(b) 2012	(c) 2011	(d) 2010	
b	85% of line 2a					
c	Qualifying distributions from Part XII, line 4 for each year listed.					
d	Amounts included in line 2c not used directly for active conduct of exempt activities.					
e	Qualifying distributions made directly for active conduct of exempt activities. Subtract line 2d from line 2c.					
3	Complete 3a, b, or c for the alternative test relied upon					
a	"Assets" alternative test—enter					
	(1) Value of all assets					
	(2) Value of assets qualifying under section 4942(j)(3)(B)(i)					
b	"Endowment" alternative test— enter 2/3 of minimum investment return shown in Part X, line 6 for each year listed.					
c	"Support" alternative test—enter					
	(1) Total support other than gross investment income (interest, dividends, rents, payments on securities loans (section 512(a)(5)), or royalties).					
	(2) Support from general public and 5 or more exempt organizations as provided in section 4942(j)(3)(B)(iii).					
	(3) Largest amount of support from an exempt organization					
	(4) Gross investment income					

Part XV

Supplementary Information (Complete this part only if the organization had \$5,000 or more in assets at any time during the year—see instructions.)

1

Information Regarding Foundation Managers:

a

List any managers of the foundation who have contributed more than 2% of the total contributions received by the foundation before the close of any tax year (but only if they have contributed more than \$5,000) (See section 507(d)(2))

b

List any managers of the foundation who own 10% or more of the stock of a corporation (or an equally large portion of the ownership of a partnership or other entity) of which the foundation has a 10% or greater interest

2

Information Regarding Contribution, Grant, Gift, Loan, Scholarship, etc., Programs:

Check here ☒ if the foundation only makes contributions to preselected charitable organizations and does not accept unsolicited requests for funds. If the foundation makes gifts, grants, etc. (see instructions) to individuals or organizations under other conditions, complete items 2a, b, c, and d.

a

The name, address, and telephone number or e-mail address of the person to whom applications should be addressed

WINSHIP C HOWARD
180 S UNION STREET
BATTLE CREEK, MI 49014
(269) 209-1651

b

The form in which applications should be submitted and information and materials they should include

BRIEF DESCRIPTION AND BUDGET FOR PROGRAM THAT GRANT IS INTENDED TO FUND

c

Any submission deadlines

NONE

d

Any restrictions or limitations on awards, such as by geographical areas, charitable fields, kinds of institutions, or other factors

INDIVIDUALS ARE INELIGIBLE TO RECEIVE GRANTS OR LOANS

Part XV

Supplementary Information (continued)

3 Grants and Contributions Paid During the Year or Approved for Future Payment

Recipient	If recipient is an individual, show any relationship to any foundation manager or substantial contributor	Foundation status of recipient	Purpose of grant or contribution	Amount
Name and address (home or business)				
a Paid during the year See Additional Data Table				
Total			3a	73,300
b Approved for future payment				
Total			3b	0

Enter gross amounts unless otherwise indicated

Part XVI-B Relationship of Activities to the Accomplishment of Exempt Purposes

Form **990-PF** (2013)

Part XVII

Information Regarding Transfers To and Transactions and Relationships With Noncharitable Exempt Organizations

1

Did the organization directly or indirectly engage in any of the following with any other organization described in section 501(c) of the Code (other than section 501(c)(3) organizations) or in section 527, relating to political organizations?

a

Transfers from the reporting foundation to a noncharitable exempt organization of

1

Cash.

1a(1)

No

2

Other assets.

1a(2)

No

b

Other transactions

1

Sales of assets to a noncharitable exempt organization.

1b(1)

No

2

Purchases of assets from a noncharitable exempt organization.

1b(2)

No

3

Rental of facilities, equipment, or other assets.

1b(3)

No

4

Reimbursement arrangements.

1b(4)

No

5

Loans or loan guarantees.

1b(5)

No

6

Performance of services or membership or fundraising solicitations.

1b(6)

No

c

Sharing of facilities, equipment, mailing lists, other assets, or paid employees.

1c

No

d

If the answer to any of the above is "Yes," complete the following schedule. Column (b) should always show the fair market value of the goods, other assets, or services given by the reporting foundation. If the foundation received less than fair market value in any transaction or sharing arrangement, show in column (d) the value of the goods, other assets, or services received.

(a) Line No	(b) Amount involved	(c) Name of noncharitable exempt organization	(d) Description of transfers, transactions, and sharing arrangements

2a

Is the foundation directly or indirectly affiliated with, or related to, one or more tax-exempt organizations described in section 501(c) of the Code (other than section 501(c)(3)) or in section 527?

☐

Yes

☒

No

b

If "Yes," complete the following schedule

(a) Name of organization	(b) Type of organization	(c) Description of relationship

Sign Here

Signature of officer or trustee

2014-11-15

Date

Title

May the IRS discuss this return with the preparer shown below (see instr.)?

☒

Yes

☐

No

Paid Preparer Use Only

Print/Type preparer's name
JAMES G THOMPSON
CPA

Preparer's Signature

Date

Check if self-employed ☐

PTIN
P00053844

Firm's name

PLANTE & MORAN PLLC

Firm's EIN

38-1357951

Firm's address

750 TRADE CENTRE WAY STE 300 PORTAGE, MI 49002

Phone no

(269) 567-4500

Form 990PF Part IV - Capital Gains and Losses for Tax on Investment Income - Columns a - d

(a) List and describe the kind(s) of property sold (e g , real estate, 2-story brick warehouse, or common stock, 200 shs MLC Co)	(b) How acquired P—Purchase D—Donation	(c) Date acquired (mo , day, yr)	(d) Date sold (mo , day, yr)
27 795 SHS/FV WELLS FARGO PRC MTL ADMN	P	2012-12-10	2013-02-08
4005 267 SHS/FV PIMCO ALL ASSET FD INSTL	P	2013-03-13	2013-07-30
422 627 SHS/FV IVY ASSET STRATEGY CL I	P	2010-12-07	2013-11-14
406 923 SHS/FV WELLS FARGO PRC MTL ADMN	P	2010-12-07	2013-02-08
293 087 SHS/FV WELLS FARGO PRC MTL ADMN	P	2010-12-07	2013-02-08
51 857 SHS/FV WELLS FARGO PRC MTL ADMN	P	2010-12-14	2013-02-08
37 657 SHS/FV WELLS FARGO PRC MTL ADMN	P	2010-12-20	2013-02-08
4 718 SHS/FV WELLS FARGO PRC MTL ADMN	P	2011-12-12	2013-02-08
14 64 SHS/FV WELLS FARGO PRC MTL ADMN	P	2011-12-16	2013-02-08
1000 SHS/FV FHLMC G04951 5% 110138	P	2013-05-15	2013-08-23
1000 SHS/FV FN AL3423 5% 050140	P	2013-06-14	2013-08-20
2000 SHS/FV FN AL0069 5% 110140	P	2013-04-12	2013-08-20
3000 SHS/FV FN AL0069 5% 110140	P	2013-04-12	2013-08-23
2000 SHS/FV FN AL3006 5% 070137	P	2013-03-26	2013-08-20
2000 SHS/FV FN AL2629 5% 060139	P	2013-03-18	2013-08-23
2000 SHS/FV FN AB7079 3% 110142	P	2012-11-07	2013-02-14
1000 SHS/FV FN AB5670 3 5% 070142	P	2012-10-05	2013-01-09
3000 SHS/FV FN AB5670 3 5% 070142	P	2012-10-05	2013-02-14
10000 SHS/FV FN AB5468 3 5% 060142	P	2012-06-07	2013-01-09
2000 SHS/FV FN 735402 5% 040135	P	2013-07-17	2013-08-20
3000 SHS/FV FNMA AJ4052 4 0% 100141	P	2012-04-23	2013-02-14
5000 SHS/FV FN AB4115 4% 120141	P	2012-04-09	2013-02-14
9000 SHS/FV FN AB4297 3 5% 010142	P	2012-01-10	2013-01-09
1000 SHS/FV FN 735893 5% 100135	P	2012-07-10	2013-02-14
1000 SHS/FV FN 255813 5% 08/01/35	P	2013-03-26	2013-08-20
2000 SHS/FV UST BD INX 3 875%4/15/29	P	2013-01-22	2013-02-14
4000 SHS/FV UST NTS 2% 021523	P	2013-03-01	2013-08-26
2000 SHS/FV UST NTS 2% 021523	P	2013-03-04	2013-08-26
3000 SHS/FV UST NTS 0 75% 103117	P		2013-02-14
10000 SHS/FV UST NTS 0 75% 103117	P	2012-11-21	2013-02-14

Form 990PF Part IV - Capital Gains and Losses for Tax on Investment Income - Columns a - d

(a) List and describe the kind(s) of property sold (e g , real estate, 2-story brick warehouse, or common stock, 200 shs MLC Co)	(b) How acquired P—Purchase D—Donation	(c) Date acquired (mo , day, yr)	(d) Date sold (mo , day, yr)
7000 SHS/FV UST NTS 0 75% 103117	P		2013-03-01
7000 SHS/FV UST NTS 0 75% 103117	P		2013-03-04
1000 SHS/FV UST INFL 0 125% 071522	P	2012-07-24	2013-02-14
4000 SHS/FV UST NTS 1 375% 022819	P	2012-03-01	2013-02-14
1000 SHS/FV UST NTS 1 375% 022819	P	2013-07-09	2013-08-09
4000 SHS/FV UST NTS 2 5% 011529	P		2013-02-14
1370 SHS/FV ALLIANZ GLBL FIXED INC	P	2003-05-01	2013-02-13
245 SHS/FV ALLIANZ GLBL FIXED INC	P	2003-05-01	2013-06-13
1595 SHS/FV ALLIANZ GLBL FIXED INC M	P	2003-05-01	2013-02-13
5 SHS/FV ALLIANZ GLBL FIXED INC M	P	2003-05-01	2013-02-14
690 SHS/FV ALLIANZ GLBL FIXED INC M	P	2003-05-01	2013-06-13
2000 SHS/FV FNMA 880330 6% 040136	P	2008-12-08	2013-02-14
4000 SHS/FV FNMA 880330 6% 030138	P	2008-11-05	2013-02-14
7000 SHS/FV UST NTS 1 375% 022819	P	2012-03-01	2013-08-09
6000 SHS/FV FG A97047 4 5% 02/01/41	P	2011-02-11	2013-02-14
3000 SHS/FV FN AH5583 4 5% 020141	P	2011-02-09	2013-02-14
1000 SHS/FV FN 735893 5% 100135	P	2012-07-10	2013-08-20
12000 SHS/FV FN 735893 5% 100135	P	2012-07-10	2013-08-23
19 SHS/FV AFC ENTERPRISES	P	2013-07-02	2013-12-16
3 SHS/FV ACADIA HEALTHCARE CO INC	P	2013-04-18	2013-11-15
26 SHS/FV AKTIEBOLAGET ELECTROLUX	P	2013-07-30	2013-10-09
4 SHS/FV ALEXION PHARMACEUTICALS	P	2012-07-30	2013-02-04
2 SHS/FV ALEXION PHARMACEUTICALS	P	2012-11-27	2013-02-04
10 SHS/FV ALEXION PHARMACEUTICALS	P	2012-11-27	2013-02-13
1 SHS/FV ALLIANCE DATA SYS CORP	P	2012-11-27	2013-11-15
8 SHS/FV ALLIANCE GLOBAL UNSP ADR	P	2013-07-31	2013-12-23
9 SHS/FV ALTISOURCE PORTFOLIO	P	2012-11-27	2013-02-13
3 SHS/FV ALTISOURCE RESIDENTIAL B	P	2012-12-26	2013-01-03
4 SHS/FV ESTACIO PARTICIPACOES SA	P	2012-12-12	2013-03-27
57 SHS/FV ING GROEP N V SPON ADR	P	2012-05-09	2013-04-03

Form 990PF Part IV - Capital Gains and Losses for Tax on Investment Income - Columns a - d

(a) List and describe the kind(s) of property sold (e g , real estate, 2-story brick warehouse, or common stock, 200 shs MLC Co)	(b) How acquired P—Purchase D—Donation	(c) Date acquired (mo , day, yr)	(d) Date sold (mo , day, yr)
96 SHS/FV ING GROEP N V SPON ADR	P	2012-06-04	2013-04-03
1 SHS/FV APPLE INC	P	2012-11-27	2013-04-17
4 SHS/FV ASSOC BRIT FOODS ADR NEW	P	2012-12-13	2013-11-15
21 SHS/FV ATWOOD OCEANICS INC	P	2013-02-13	2013-04-16
8 SHS/FV BHP BILLITON LTD	P	2012-06-04	2013-01-15
3 SHS/FV BAIDU INC ADR	P	2013-05-20	2013-10-28
1 SHS/FV BAIDU INC ADR	P	2013-05-20	2013-11-05
1 SHS/FV BAIDU INC ADR	P	2013-05-20	2013-11-15
2 SHS/FV B/E AEROSPACE INC	P	2013-03-28	2013-11-15
11 SHS/FV BIOMARIN PHARMACEUTICAL	P	2013-09-27	2013-11-01
6 SHS/FV BRITISH AMERN TOB PLC	P	2012-06-04	2013-03-14
24 SHS/FV BRITISH SKY BROADCASTING	P	2012-06-04	2013-05-14
15 SHS/FV CBOE HOLDINGS INC	P	2013-07-23	2013-09-17
9 SHS/FV CABELA'S INC	P	2013-06-18	2013-09-05
12 SHS/FV CABELA'S INC	P	2013-06-18	2013-10-03
7 SHS/FV CABOT OIL & GAS	P	2012-11-27	2013-01-09
2 SHS/FV CABOT OIL & GAS	P	2012-11-27	2013-01-11
7 SHS/FV CABOT OIL & GAS	P	2012-11-27	2013-11-15
9 SHS/FV CANON INC ADR F	P	2012-06-04	2013-05-01
28 SHS/FV CANON INC ADR F	P	2012-06-04	2013-05-02
11 SHS/FV CAPITAL ONE FINL CORP	P	2013-01-09	2013-01-29
6 SHS/FV CARLSBERG AS-B SPON ADR	P	2013-03-27	2013-11-15
10 SHS/FV CATAMARAN CORP	P	2012-11-27	2013-01-22
13 SHS/FV CATAMARAN CORP	P	2012-11-27	2013-03-18
12 SHS/FV CATAMARAN CORP	P	2012-11-27	2013-05-06
18 SHS/FV CATAMARAN CORP	P	2012-11-27	2013-05-14
22 SHS/FV CATAMARAN CORP	P	2012-11-27	2013-07-02
1 SHS/FV CATAMARAN CORP	P	2013-01-11	2013-07-02
2 SHS/FV CELGENE CORP	P	2013-02-04	2013-11-15
1 SHS/FV CHINA MOBILE LTD SPN ADR	P	2012-06-04	2013-03-27

Form 990PF Part IV - Capital Gains and Losses for Tax on Investment Income - Columns a - d

(a) List and describe the kind(s) of property sold (e g , real estate, 2-story brick warehouse, or common stock, 200 shs MLC Co)	(b) How acquired P—Purchase D—Donation	(c) Date acquired (mo , day, yr)	(d) Date sold (mo , day, yr)
3 SHS/FV CHIPOTLE MEXICAN GRILL	P	2012-11-27	2013-01-10
13 SHS/FV COMPAGNIE FINANCIERE	P	2013-05-21	2013-11-15
12 SHS/FV CONN'S INC	P	2013-07-29	2013-09-06
7 SHS/FV CONTINENTAL RESOURCES IN	P	2012-09-04	2013-02-22
2 SHS/FV CONTINENTAL RESOURCES IN	P	2012-09-04	2013-06-03
5 SHS/FV CONTINENTAL RESOURCES IN	P	2012-11-27	2013-06-03
5 SHS/FV CONTINENTAL RESOURCES IN	P	2012-11-27	2013-11-07
2 SHS/FV CONTINENTAL RESOURCES IN	P	2012-11-27	2013-11-15
16 SHS/FV COVIDIEN PLC	P	2012-11-27	2013-02-04
8 SHS/FV CUMMINS INC	P	2013-01-22	2013-04-16
72 SHS/FV DAITO TRUST CONSTRUCTION	P	2012-06-04	2013-03-05
1 SHS/FV DAIWA HOUSE IND LTD	P	2013-04-30	2013-11-15
100 SHS/FV DELL INC	P	2012-11-28	2013-04-23
3 SHS/FV CIELO SA SPONSORED ADR	P	2012-06-04	2013-03-27
0 4 SHS/FV CIELO SA	P	2013-05-09	2013-05-09
3 SHS/FV DISCOVERY COMMUNICATN A	P	2012-11-27	2013-11-15
2 SHS/FV DUNKIN' BRANDS GRP INC	P	2013-03-14	2013-11-15
10 SHS/FV DXP ENTERPRISES INC	P	2013-03-06	2013-05-22
11 SHS/FV EBAY INC	P	2012-04-30	2013-03-28
9 SHS/FV EBAY INC	P	2012-11-27	2013-08-22
1 SHS/FV ECOLAB INC	P	2013-07-23	2013-11-15
5 SHS/FV EDWARDS LIFESCIENCE CORP	P	2012-06-11	2013-02-28
1 SHS/FV EDWARDS LIFESCIENCE CORP	P	2012-11-16	2013-03-14
7 SHS/FV EDWARDS LIFESCIENCE CORP	P	2012-11-27	2013-03-14
9 SHS/FV EDWARDS LIFESCIENCE CORP	P	2012-11-27	2013-04-12
5 SHS/FV EDWARDS LIFESCIENCE CORP	P	2013-01-10	2013-04-12
3 SHS/FV ENI S P A	P	2012-12-04	2013-11-15
44 SHS/FV EVERBANK FINANCIAL CORP	P	2012-11-27	2013-02-19
1 SHS/FV FACEBOOK INC CLASS A	P	2012-05-18	2013-01-11
14 SHS/FV FACEBOOK INC CLASS A	P	2012-05-18	2013-03-18

Form 990PF Part IV - Capital Gains and Losses for Tax on Investment Income - Columns a - d

(a) List and describe the kind(s) of property sold (e g , real estate, 2-story brick warehouse, or common stock, 200 shs MLC Co)	(b) How acquired P—Purchase D—Donation	(c) Date acquired (mo , day, yr)	(d) Date sold (mo , day, yr)
20 SHS/FV FACEBOOK INC CLASS A	P	2012-10-26	2013-03-18
1 SHS/FV FACEBOOK INC CLASS A	P	2012-11-27	2013-03-18
36 SHS/FV FANUC CORP UNSPON ADR	P	2012-06-04	2013-05-20
25 SHS/FV FASTENAL CO	P	2012-11-27	2013-04-30
27 SHS/FV FASTENAL CO	P	2012-11-27	2013-06-18
9 SHS/FV FINANCIAL ENGINES INC	P	2013-01-22	2013-10-07
4 SHS/FV FINANCIAL ENGINES INC	P	2013-01-22	2013-11-15
16 SHS/FV FLEETMATICS GROUP PLC	P	2013-08-30	2013-09-20
3 SHS/FV FLEETCOR TECHNOLOGIES	P	2012-11-27	2013-11-15
12 SHS/FV FRESH MARKET INC	P	2012-11-27	2013-01-09
30 SHS/FV FRESH MARKET INC	P	2012-11-27	2013-03-06
1 SHS/FV GARTNER INC NEW	P	2012-11-27	2013-01-11
18 SHS/FV GARTNER INC NEW	P	2012-11-27	2013-08-05
2 SHS/FV GARTNER INC NEW	P	2012-11-27	2013-11-15
39 SHS/FV GETINGE AB ADR	P	2012-10-24	2013-10-16
1 SHS/FV HSBC HOLDINGS PLC-SPONS	P	2013-01-15	2013-07-15
3 SHS/FV HSBC HOLDINGS PLC-SPONS	P	2013-01-15	2013-11-15
5 SHS/FV GUIDEWIRE SOFTWARE INC	P	2013-03-26	2013-11-15
5 SHS/FV IDEXX LABORATORIES INC	P	2012-11-27	2013-01-22
10 SHS/FV IDEXX LABORATORIES INC	P	2012-11-27	2013-04-26
4 SHS/FV INTUITIVE SURGICAL INC	P	2012-11-27	2013-07-09
21 SHS/FV KDDI CORP-UNSPONSORED	P	2013-11-08	2013-11-15
3 SHS/FV KANSAS CITY SOUTHERN	P	2012-11-27	2013-11-15
5 SHS/FV KASIKORNBANK PUB UN ADR	P	2012-06-04	2013-03-27
15 SHS/FV KOC HOLDING AS-UNSPON	P	2012-06-04	2013-03-27
3 SHS/FV LKQ CORPORATION	P	2013-08-08	2013-11-15
33 SHS/FV LVMH MOET HENNESSY	P	2012-06-04	2013-03-27
18 SHS/FV LADBROKES PLC-ADR	P	2013-05-20	2013-11-15
2 SHS/FV LINKEDIN CORP CLASS A	P	2012-11-16	2013-11-15
1 SHS/FV LITHIA MTRS INC	P	2013-06-11	2013-11-15

Form 990PF Part IV - Capital Gains and Losses for Tax on Investment Income - Columns a - d

(a) List and describe the kind(s) of property sold (e g , real estate, 2-story brick warehouse, or common stock, 200 shs MLC Co)	(b) How acquired P—Purchase D—Donation	(c) Date acquired (mo , day, yr)	(d) Date sold (mo , day, yr)
22 SHS/FV LLOYDS BNKNG GRP PLC ADR	P	2013-04-30	2013-11-15
5 SHS/FV LUMBER LIQUIDATORS HLDGS	P	2013-08-20	2013-09-30
1 SHS/FV MAKITA CORP ADR +	P	2013-04-25	2013-11-15
2 SHS/FV MAKITA CORP ADR +	P	2013-04-26	2013-11-15
2 SHS/FV MARKETAXESS HOLDINGS INC	P	2013-09-05	2013-11-15
5 SHS/FV MELCO PBL ENTNMNT ADR	P	2013-04-26	2013-11-15
15 SHS/FV CORNERSTONE ONDEMAND INC	P	2013-08-08	2013-11-01
2 SHS/FV MEDICLINIC INTL LTD ADR	P	2012-08-02	2013-07-15
5 SHS/FV MEDIOLANUM SPA- UNSP ADR	P	2013-10-21	2013-11-15
6 SHS/FV MERCADOLIBRE INC	P	2013-06-20	2013-07-19
5 SHS/FV MERCADOLIBRE INC	P	2013-06-27	2013-07-19
19 SHS/FV MERCK KGAA ADR	P	2012-06-01	2013-01-23
3 SHS/FV MOBILE TELESYSTEMS -	P	2012-06-04	2013-03-27
5 SHS/FV MONSANTO CO NEW	P	2012-11-27	2013-07-29
6 SHS/FV MONSANTO CO NEW	P	2012-11-27	2013-08-19
16 SHS/FV MONSANTO CO NEW	P	2012-11-27	2013-08-30
5 SHS/FV MONSANTO CO NEW	P	2013-05-21	2013-08-30
27 SHS/FV MULTIMEDIA GAMES HLDG CO	P	2013-06-05	2013-11-25
20 SHS/FV MULTIMEDIA GAMES HLDG CO	P	2013-07-16	2013-11-25
1 SHS/FV NOVO NORDISK A S ADR	P	2013-07-11	2013-11-15
45 SHS/FV ORICA LTD - UNSPN ADR	P	2012-06-04	2013-03-18
10 SHS/FV PT BK MANDIRI TBK ADR	P	2012-06-04	2013-03-27
24 SHS/FV PETROFAC LTD UNSP ADR	P	2012-06-04	2013-02-22
1 SHS/FV VIRTUS INVESTMENT PTNRS	P	2013-02-04	2013-11-15
30 SHS/FV POTASH CORP OF SASK INC	P	2012-06-04	2013-05-02
1 SHS/FV QUALCOMM INC	P	2012-11-27	2013-05-21
0 5 SHS/FV REXAM PLC SPON ADR XXX	P	2013-01-29	2013-01-29
22 SHS/FV ROADRUNNER TRANSP T SYS	P	2013-05-14	2013-10-11
8 SHS/FV ROADRUNNER TRANSP T SYS	P	2013-05-14	2013-10-31
1 SHS/FV ROADRUNNER TRANSP T SYS	P	2013-05-28	2013-10-31

Form 990PF Part IV - Capital Gains and Losses for Tax on Investment Income - Columns a - d

(a) List and describe the kind(s) of property sold (e g , real estate, 2-story brick warehouse, or common stock, 200 shs MLC Co)	(b) How acquired P—Purchase D—Donation	(c) Date acquired (mo , day, yr)	(d) Date sold (mo , day, yr)
13 SHS/FV ROADRUNNER TRANSPT SYS	P	2013-05-28	2013-11-07
19 SHS/FV ROADRUNNER TRANSPT SYS	P	2013-06-11	2013-11-07
7 SHS/FV T ROWE PRICE GROUP INC	P	2012-11-27	2013-08-27
6 SHS/FV T ROWE PRICE GROUP INC	P	2012-11-27	2013-09-10
8 SHS/FV T ROWE PRICE GROUP INC	P	2013-01-16	2013-09-10
2 SHS/FV SPS COMMERCE INC	P	2013-05-14	2013-11-15
16 SHS/FV SALESFORCE COM	P	2012-11-27	2013-06-05
2 SHS/FV SALESFORCE COM	P	2012-11-27	2013-11-15
1 SHS/FV SANDS CHINA LTD UNSP ADR	P	2012-10-26	2013-03-27
79 SHS/FV SANDVIK AB ADR	P	2012-06-11	2013-04-24
1 SHS/FV SBA COMMUNICATIONS CORP	P	2012-11-27	2013-01-11
9 SHS/FV SBA COMMUNICATIONS CORP	P	2012-11-27	2013-09-05
7 SHS/FV SBA COMMUNICATIONS CORP	P	2012-11-27	2013-10-11
2 SHS/FV SBA COMMUNICATIONS CORP	P	2012-11-27	2013-11-15
1 SHS/FV SEVEN & I HOLDINGS ADR	P	2012-08-14	2013-03-27
2 SHS/FV SHERWIN WILLIAMS CO	P	2013-03-28	2013-08-08
4 SHS/FV SHERWIN WILLIAMS CO	P	2013-03-28	2013-08-20
2 SHS/FV SHERWIN WILLIAMS CO	P	2013-04-26	2013-08-20
4 SHS/FV SHERWIN WILLIAMS CO	P	2013-05-08	2013-08-20
2 SHS/FV SIGNET JEWELERS LTD	P	2013-04-19	2013-11-15
6 SHS/FV SIGNET JEWELERS LTD	P	2013-04-19	2013-11-25
5 SHS/FV SOFTBANK CORP ADR	P	2012-07-17	2013-03-27
35 SHS/FV SOFTBANK CORP ADR	P	2012-07-17	2013-04-17
18 SHS/FV SOFTBANK CORP ADR	P	2012-07-18	2013-04-17
8 SHS/FV SOFTBANK CORP ADR	P	2012-08-02	2013-04-17
15 SHS/FV SOLARWINDS INC	P	2012-11-27	2013-06-25
12 SHS/FV SOLARWINDS INC	P	2013-03-06	2013-06-25
20 SHS/FV UNDER ARMOUR INC CLASS A	P	2012-11-27	2013-01-25
9 SHS/FV STERICYCLE INC	P	2012-11-27	2013-05-30
1 SHS/FV STERICYCLE INC	P	2012-11-27	2013-11-15

Form 990PF Part IV - Capital Gains and Losses for Tax on Investment Income - Columns a - d

(a) List and describe the kind(s) of property sold (e g , real estate, 2-story brick warehouse, or common stock, 200 shs MLC Co)	(b) How acquired P—Purchase D—Donation	(c) Date acquired (mo , day, yr)	(d) Date sold (mo , day, yr)
37 SHS/FV STANDARD BK GROUP LTD	P	2012-06-04	2013-04-22
32 SHS/FV STANDARD BK GROUP LTD	P	2012-06-04	2013-04-23
8 SHS/FV SUMITOMO MITSUI FINL SA	P	2012-06-04	2013-03-27
5 SHS/FV TAIWAN SEMICONDUCTOR MFG	P	2012-06-04	2013-03-27
11 SHS/FV TERADATA CORP	P	2012-11-27	2013-02-27
2 SHS/FV TEXTURA CORPORATION	P	2013-10-10	2013-11-15
18 SHS/FV TEXTURA CORPORATION	P	2013-10-10	2013-12-27
1 SHS/FV TRACTOR SUPPLY COMPANY	P	2012-11-27	2013-01-11
6 SHS/FV TRACTOR SUPPLY COMPANY	P	2012-11-27	2013-11-15
1 SHS/FV TRANSDIGM GROUP INC	P	2012-11-27	2013-01-11
4 SHS/FV TRANSDIGM GROUP INC	P	2012-11-27	2013-01-16
4 SHS/FV TRANSDIGM GROUP INC	P	2012-11-27	2013-08-30
5 SHS/FV TRANSDIGM GROUP INC	P	2012-11-27	2013-09-27
16 SHS/FV TRIMBLE NAVIGATION LTD	P	2012-11-27	2013-04-04
32 SHS/FV TRIMBLE NAVIGATION LTD	P	2012-11-27	2013-06-11
4 SHS/FV TRIMBLE NAVIGATION LTD	P	2012-12-07	2013-06-11
26 SHS/FV TRIMBLE NAVIGATION LTD	P	2012-12-07	2013-06-27
18 SHS/FV TRIMBLE NAVIGATION LTD	P	2012-12-12	2013-06-27
1 SHS/FV TRIPADVISOR INC	P	2013-10-03	2013-11-15
4 SHS/FV TURKIYE HALK BANKASI ADR	P	2013-01-18	2013-03-27
4 SHS/FV TURKIYE HALK BANKASI ADR	P	2013-01-18	2013-07-15
54 SHS/FV TURKIYE HALK BANKASI ADR	P	2013-01-18	2013-09-27
1 SHS/FV TYLER TECHNOLOGIES INC	P	2013-05-30	2013-11-15
5 SHS/FV ULTIMATE SOFTWARE GROUP	P	2013-01-10	2013-04-23
1 SHS/FV ULTIMATE SOFTWARE GROUP	P	2013-01-11	2013-04-23
1 SHS/FV ULTIMATE SOFTWARE GROUP	P	2013-01-11	2013-10-09
6 SHS/FV ULTIMATE SOFTWARE GROUP	P	2013-01-29	2013-10-09
4 SHS/FV ULTA SALON COSMTCS & FRG	P	2012-11-27	2013-01-09
7 SHS/FV ULTA SALON COSMTCS & FRG	P	2012-11-27	2013-01-22
8 SHS/FV ULTA SALON COSMTCS & FRG	P	2012-11-27	2013-02-19

Form 990PF Part IV - Capital Gains and Losses for Tax on Investment Income - Columns a - d

(a) List and describe the kind(s) of property sold (e g , real estate, 2-story brick warehouse, or common stock, 200 shs MLC Co)	(b) How acquired P—Purchase D—Donation	(c) Date acquired (mo , day, yr)	(d) Date sold (mo , day, yr)
2 SHS/FV UNILEVER PLC SPONS ADR F	P	2012-06-04	2013-03-27
6 SHS/FV VMWARE INC CLASS A	P	2012-07-18	2013-02-20
3 SHS/FV VALE S A ADR	P	2012-06-04	2013-03-27
5 SHS/FV VALMONT INDS INC	P	2013-02-14	2013-07-17
1 SHS/FV VALMONT INDS INC	P	2013-02-14	2013-07-25
3 SHS/FV VALMONT INDS INC	P	2013-03-04	2013-07-25
2 SHS/FV VALMONT INDS INC	P	2013-03-18	2013-07-25
3 SHS/FV VALMONT INDS INC	P	2013-05-06	2013-07-25
65 SHS/FV VOLVO AKTIEBOLAGET	P	2013-03-15	2013-09-30
13 SHS/FV WOLSELEY PLC JERSEY ADR	P	2012-06-04	2013-03-27
0 35484 SHS/FV WOLSELEY PLC JERSEY	P	2013-12-03	2013-12-03
21 SHS/FV YANDEX NV CL A	P	2013-10-11	2013-11-29
1 SHS/FV YELP INC	P	2013-10-07	2013-11-15
37 SHS/FV AMERICAN EXPRESS CO	P	2004-11-16	2013-11-15
1 SHS/FV ANHEUSER BUSCH INBEV ADR	P	2012-06-04	2013-07-15
15 SHS/FV ANHEUSER BUSCH INBEV ADR	P	2012-06-04	2013-07-17
3 SHS/FV ANHEUSER BUSCH INBEV ADR	P	2012-06-04	2013-11-15
2 SHS/FV APPLE INC	P	2004-11-16	2013-01-28
2 SHS/FV APPLE INC	P	2004-11-16	2013-03-04
1 SHS/FV APPLE INC	P	2004-11-16	2013-04-17
1 SHS/FV APPLE INC	P	2010-11-19	2013-04-17
44 SHS/FV ASSA ABLOY AB - ADR	P	2012-06-04	2013-07-31
7 SHS/FV ASSA ABLOY AB - ADR	P	2012-06-04	2013-11-15
8 SHS/FV ATLANTIA S P A-UNSPN ADR	P	2012-06-04	2013-07-15
13 SHS/FV ATLANTIA S P A-UNSPN ADR	P	2012-06-04	2013-11-15
7 SHS/FV BG GROUP PLC F	P	2012-06-04	2013-11-15
1 SHS/FV BHP BILLITON LTD	P	2012-06-04	2013-07-15
2 SHS/FV BHP BILLITON LTD	P	2012-06-04	2013-11-15
2 SHS/FV BNP PARIBAS ADR	P	2012-06-04	2013-07-15
5 SHS/FV BNP PARIBAS ADR	P	2012-06-04	2013-11-15

Form 990PF Part IV - Capital Gains and Losses for Tax on Investment Income - Columns a - d

(a) List and describe the kind(s) of property sold (e g , real estate, 2-story brick warehouse, or common stock, 200 shs MLC Co)	(b) How acquired P—Purchase D—Donation	(c) Date acquired (mo , day, yr)	(d) Date sold (mo , day, yr)
17 SHS/FV BARD C R INC	P	2011-12-14	2013-09-16
17 SHS/FV BARD C R INC	P	2011-12-14	2013-09-17
55 SHS/FV BARD C R INC	P	2011-12-14	2013-09-23
2 SHS/FV BAYER AG SPONSORED ADR	P	2012-06-11	2013-11-15
4 SHS/FV BAYERISCHE MOTOREN WERKE	P	2012-06-04	2013-11-15
16 SHS/FV BECTON DICKINSON & CO	P	2012-05-31	2013-11-15
1 SHS/FV BRITISH AMERN TOB PLC	P	2012-06-04	2013-07-15
1 SHS/FV BRITISH AMERN TOB PLC	P	2012-06-04	2013-11-15
4 SHS/FV CHINA MOBILE LTD SPN ADR	P	2012-06-04	2013-11-15
11 SHS/FV CHINA CONSTRUCTION BANK	P	2012-06-04	2013-11-15
21 SHS/FV CHUBB CORP	P	2011-10-31	2013-11-15
128 SHS/FV CISCO SYS INC	P	2011-10-24	2013-06-20
31 SHS/FV CONOCOPHILLIPS	P	2011-10-24	2013-11-15
585 SHS/FV DELL INC	P	2011-10-24	2013-04-23
3 SHS/FV CIELO SA SPONSORED ADR	P	2012-06-04	2013-11-15
2 SHS/FV EBAY INC	P	2011-10-24	2013-01-11
110 SHS/FV EBAY INC	P	2011-10-24	2013-01-14
6 SHS/FV EBAY INC	P	2011-10-24	2013-03-18
8 SHS/FV EBAY INC	P	2011-10-24	2013-03-28
6 SHS/FV EBAY INC	P	2012-04-30	2013-06-20
6 SHS/FV EBAY INC	P	2012-05-04	2013-06-20
12 SHS/FV EBAY INC	P	2012-05-04	2013-08-22
3 SHS/FV GILEAD SCIENCES INC	P	2012-09-26	2013-11-15
2 SHS/FV GOOGLE INC CL A	P	2010-11-15	2013-10-18
3 SHS/FV GOOGLE INC CL A	P	2011-05-16	2013-10-18
9 SHS/FV GOOGLE INC CL A	P	2011-10-24	2013-10-18
11 SHS/FV INFORMA PLC SPON ADR	P	2012-06-04	2013-11-15
1 SHS/FV INTUITIVE SURGICAL INC	P	2011-01-28	2013-03-18
1 SHS/FV INTUITIVE SURGICAL INC	P	2011-03-09	2013-03-18
1 SHS/FV INTUITIVE SURGICAL INC	P	2011-03-09	2013-05-14

Form 990PF Part IV - Capital Gains and Losses for Tax on Investment Income - Columns a - d

(a) List and describe the kind(s) of property sold (e g , real estate, 2-story brick warehouse, or common stock, 200 shs MLC Co)	(b) How acquired P—Purchase D—Donation	(c) Date acquired (mo , day, yr)	(d) Date sold (mo , day, yr)
14 SHS/FV JOHNSON & JOHNSON	P	2008-10-21	2013-09-12
15 SHS/FV JOHNSON & JOHNSON	P	2009-03-05	2013-09-12
17 SHS/FV JOHNSON & JOHNSON	P	2009-09-24	2013-09-12
28 SHS/FV KASIKORNBANK PUB UN ADR	P	2012-06-04	2013-06-14
3 SHS/FV KASIKORNBANK PUB UN ADR	P	2012-06-04	2013-11-15
3 SHS/FV KOC HOLDING AS-UNSPON	P	2012-06-04	2013-11-15
5 SHS/FV KOMATSU LTD F	P	2012-06-04	2013-11-15
2 SHS/FV LIXIL GROUP CORP	P	2012-06-04	2013-07-15
2 SHS/FV LIXIL GROUP CORP	P	2012-06-04	2013-11-15
1 SHS/FV MASTERCARD INC CL A	P	2011-08-11	2013-01-29
1 SHS/FV MASTERCARD INC CL A	P	2011-08-11	2013-11-15
2 SHS/FV MEDICLINIC INTL LTD ADR	P	2012-08-02	2013-11-15
81 SHS/FV MEDTRONIC INC	P	2011-10-24	2013-11-15
32 SHS/FV MERCK KGAA ADR	P	2012-06-01	2013-07-19
66 SHS/FV MICROSOFT CORP	P	2011-10-24	2013-07-30
75 SHS/FV MICROSOFT CORP	P	2011-10-24	2013-11-15
4 SHS/FV MR PRICE GROUP SPONS ADR	P	2012-06-04	2013-11-15
5 SHS/FV MOBILE TELESYSTEMS -	P	2012-06-04	2013-11-15
68 SHS/FV NEWMONT MINING CORP NEW	P	2011-10-24	2013-11-07
48 SHS/FV NORTHROP GRUMMAN CORP	P	2011-10-24	2013-08-14
20 SHS/FV NORTHROP GRUMMAN CORP	P	2011-10-24	2013-11-15
1 SHS/FV NOVARTIS AG	P	2012-06-04	2013-07-15
4 SHS/FV NOVARTIS AG	P	2012-06-04	2013-11-15
2 SHS/FV PERUSAHAAN PERSEROAN	P	2011-02-25	2013-03-27
2 SHS/FV PERUSAHAAN PERSEROAN	P	2011-02-25	2013-11-15
53 SHS/FV PT BK MANDIRI TBK ADR	P	2012-06-04	2013-06-10
129 SHS/FV PT BK MANDIRI TBK ADR	P	2012-06-04	2013-10-17
8 SHS/FV PETROFAC LTD UNSP ADR	P	2012-06-04	2013-11-15
90 SHS/FV PETROFAC LTD UNSP ADR	P	2012-06-04	2013-12-18
10 SHS/FV PETROLEUM GEO-SVS ADR	P	2012-06-04	2013-11-15

Form 990PF Part IV - Capital Gains and Losses for Tax on Investment Income - Columns a - d

(a) List and describe the kind(s) of property sold (e g , real estate, 2-story brick warehouse, or common stock, 200 shs MLC Co)	(b) How acquired P—Purchase D—Donation	(c) Date acquired (mo , day, yr)	(d) Date sold (mo , day, yr)
4 SHS/FV PRUDENTIAL PLC	P	2012-06-04	2013-07-15
6 SHS/FV PRUDENTIAL PLC	P	2012-06-04	2013-11-15
1 SHS/FV QUALCOMM INC	P	2010-11-19	2013-01-11
2 SHS/FV QUALCOMM INC	P	2010-11-19	2013-05-21
12 SHS/FV QUALCOMM INC	P	2011-02-01	2013-05-21
5 SHS/FV RED ELECTRICA CRPRCN SA	P	2012-09-07	2013-11-15
4 SHS/FV REXAM PLC SPON ADR	P	2012-06-04	2013-11-15
1 SHS/FV T ROWE PRICE GROUP INC	P	2007-11-20	2013-01-11
13 SHS/FV T ROWE PRICE GROUP INC	P	2008-05-01	2013-05-08
1 SHS/FV T ROWE PRICE GROUP INC	P	2010-11-19	2013-05-08
1 SHS/FV T ROWE PRICE GROUP INC	P	2010-11-19	2013-08-27
2 SHS/FV RYANAIR HLDGS PLC F	P	2012-06-04	2013-11-15
4 SHS/FV SALESFORCE COM	P	2011-09-01	2013-02-07
20 SHS/FV SALESFORCE COM	P	2011-10-03	2013-06-05
6 SHS/FV SBERBANK RUSSIA SPON ADR	P	2012-06-04	2013-07-15
104 SHS/FV SBERBANK RUSSIA SPON ADR	P	2012-06-04	2013-07-29
7 SHS/FV SBERBANK RUSSIA SPON ADR	P	2012-06-04	2013-11-15
8 SHS/FV SAMPO OYJ-A SHS UNSP ADR	P	2012-06-04	2013-11-15
4 SHS/FV SANDS CHINA LTD UNSP ADR	P	2012-10-26	2013-11-15
9 SHS/FV SANOFI ADR	P	2007-11-09	2013-02-08
4 SHS/FV SANOFI ADR	P	2007-11-13	2013-02-08
23 SHS/FV SANOFI ADR	P	2008-03-05	2013-02-08
2 SHS/FV SANOFI ADR	P	2010-05-12	2013-02-08
6 SHS/FV SANOFI ADR	P	2010-05-12	2013-07-03
4 SHS/FV SANOFI ADR	P	2010-05-12	2013-07-05
1 SHS/FV SANOFI ADR	P	2010-05-12	2013-08-07
13 SHS/FV SANOFI ADR	P	2010-11-16	2013-08-07
5 SHS/FV SANOFI ADR	P	2012-06-04	2013-08-07
2 SHS/FV SANOFI ADR	P	2012-06-04	2013-11-15
1 SHS/FV SAP AG SPONSORED ADR	P	2012-06-04	2013-07-15

Form 990PF Part IV - Capital Gains and Losses for Tax on Investment Income - Columns a - d

(a) List and describe the kind(s) of property sold (e g , real estate, 2-story brick warehouse, or common stock, 200 shs MLC Co)	(b) How acquired P—Purchase D—Donation	(c) Date acquired (mo , day, yr)	(d) Date sold (mo , day, yr)
4 SHS/FV SAP AG SPONSORED ADR	P	2012-06-04	2013-11-15
296 SHS/FV SCHWAB CHARLES CORP NEW	P	2011-10-24	2013-03-20
180 SHS/FV SCHWAB CHARLES CORP NEW	P	2011-10-24	2013-07-30
3 SHS/FV ROYAL DUTCH SHL ADR CL A	P	2012-06-04	2013-11-15
2 SHS/FV SEVEN & I HOLDINGS ADR	P	2012-08-14	2013-11-15
13 SHS/FV SOLARWINDS INC	P	2011-05-03	2013-06-11
15 SHS/FV SOLARWINDS INC	P	2011-05-03	2013-06-20
1 SHS/FV SOLARWINDS INC	P	2011-05-03	2013-06-25
3 SHS/FV STARBUCKS CORP	P	2010-11-09	2013-11-15
26 SHS/FV SUMITOMO MITSUI FINL SA	P	2012-06-04	2013-11-15
59 SHS/FV SUNTRUST BANKS INC	P	2011-10-24	2013-11-15
4 SHS/FV SWATCH GRP AG ADR	P	2012-11-12	2013-11-15
5 SHS/FV SWEDBANK AB-ADR	P	2012-06-04	2013-11-15
16 SHS/FV TAIWAN SEMICONDUCTOR MFG	P	2012-06-04	2013-11-15
42 SHS/FV TECHNIP-SA-ADR	P	2012-06-04	2013-11-06
7 SHS/FV TECHNIP-SA-ADR	P	2012-10-09	2013-11-06
39 SHS/FV TORCHMARK CORP	P	2011-10-24	2013-07-18
27 SHS/FV TRAVELERS COS INC/ THE	P	2011-10-24	2013-11-15
9 SHS/FV TULLOW OIL PLC ADR	P	2012-06-04	2013-11-15
11 SHS/FV TURKCELL ILETISIM	P	2012-07-23	2013-11-15
34 SHS/FV UNILEVER PLC SPONS ADR F	P	2012-06-04	2013-07-31
4 SHS/FV UNILEVER PLC SPONS ADR F	P	2012-06-04	2013-11-15
240 SHS/FV UNILEVER N V F	P	2011-10-24	2013-01-24
5 SHS/FV VMWARE INC CLASS A	P	2011-09-01	2013-02-20
8 SHS/FV VMWARE INC CLASS A	P	2011-10-03	2013-02-20
13 SHS/FV VALEO SPONSORED ADR	P	2012-06-04	2013-06-17
3 SHS/FV VALEO SPONSORED ADR	P	2012-06-04	2013-11-15
4 SHS/FV VALE S A ADR	P	2012-06-04	2013-11-15
64 SHS/FV VALE S A ADR	P	2012-06-04	2013-11-18
41 SHS/FV WELLS FARGO COMPANY	P	2009-01-26	2013-11-15

Form 990PF Part IV - Capital Gains and Losses for Tax on Investment Income - Columns a - d

(a) List and describe the kind(s) of property sold (e g , real estate, 2-story brick warehouse, or common stock, 200 shs MLC Co)	(b) How acquired P—Purchase D—Donation	(c) Date acquired (mo , day, yr)	(d) Date sold (mo , day, yr)
18 SHS/FV WOLSELEY PLC JERSEY ADR	P	2012-06-04	2013-11-15
12 SHS/FV YAHOO JAPAN CORPOR ADR	P	2012-06-04	2013-11-15
2 SHS/FV AMAZON COM	P	2008-02-11	2013-10-07
CAPITAL GAINS DIVIDENDS	P		

Form 990PF Part IV - Capital Gains and Losses for Tax on Investment Income - Columns e - h

(e) Gross sales price	(f) Depreciation allowed (or allowable)	(g) Cost or other basis plus expense of sale	(h) Gain or (loss) (e) plus (f) minus (g)
1,672		1,803	-131
48,664		50,827	-2,163
13,000		10,430	2,570
24,476		40,558	-16,082
17,629		29,212	-11,583
3,119		4,731	-1,612
2,265		3,230	-965
284		388	-104
881		1,049	-168
147		150	-3
846		858	-12
703		724	-21
1,055		1,085	-30
1,448		1,491	-43
1,331		1,378	-47
2,049		2,096	-47
1,006		1,017	-11
2,883		2,949	-66
9,333		9,282	51
323		325	-2
2,153		2,193	-40
3,324		3,397	-73
7,743		7,569	174
228		238	-10
151		156	-5
4,530		4,632	-102
3,741		4,052	-311
1,871		2,023	-152
2,957		2,978	-21
9,973		10,033	-60

Form 990PF Part IV - Capital Gains and Losses for Tax on Investment Income - Columns e - h

(e) Gross sales price	(f) Depreciation allowed (or allowable)	(g) Cost or other basis plus expense of sale	(h) Gain or (loss) (e) plus (f) minus (g)
7,022		7,035	-13
7,020		7,033	-13
1,080		1,084	-4
4,058		3,981	77
990		983	7
5,964		6,149	-185
18,481		16,015	2,466
3,222		2,864	358
17,816		18,486	-670
56		58	-2
7,576		7,997	-421
426		424	2
1,178		1,133	45
6,932		6,967	-35
3,860		3,661	199
2,076		1,929	147
168		183	-15
2,013		2,200	-187
731		698	33
130		93	37
1,297		1,512	-215
379		427	-48
190		188	2
900		938	-38
248		140	108
230		246	-16
830		920	-90
46		45	1
89		75	14
406		376	30

Form 990PF Part IV - Capital Gains and Losses for Tax on Investment Income - Columns e - h

(e) Gross sales price	(f) Depreciation allowed (or allowable)	(g) Cost or other basis plus expense of sale	(h) Gain or (loss) (e) plus (f) minus (g)
684		556	128
407		584	-177
151		98	53
970		1,140	-170
613		481	132
465		302	163
152		101	51
160		101	59
167		120	47
683		818	-135
630		561	69
1,197		998	199
674		731	-57
575		613	-38
733		818	-85
331		335	-4
96		96	0
232		167	65
316		345	-29
990		1,072	-82
608		686	-78
122		117	5
525		468	57
674		608	66
635		561	74
943		842	101
1,054		1,029	25
48		51	-3
302		197	105
53		50	3

Form 990PF Part IV - Capital Gains and Losses for Tax on Investment Income - Columns e - h

(e) Gross sales price	(f) Depreciation allowed (or allowable)	(g) Cost or other basis plus expense of sale	(h) Gain or (loss) (e) plus (f) minus (g)
878		804	74
131		123	8
665		748	-83
574		513	61
164		146	18
410		344	66
544		344	200
233		138	95
994		918	76
881		920	-39
1,617		1,554	63
195		225	-30
1,322		963	359
89		81	8
11			11
257		174	83
96		74	22
597		687	-90
569		455	114
462		456	6
108		95	13
434		441	-7
86		86	0
604		592	12
757		761	-4
421		463	-42
146		143	3
649		627	22
32		41	-9
373		575	-202

Form 990PF Part IV - Capital Gains and Losses for Tax on Investment Income - Columns e - h

(e) Gross sales price	(f) Depreciation allowed (or allowable)	(g) Cost or other basis plus expense of sale	(h) Gain or (loss) (e) plus (f) minus (g)
533		446	87
27		26	1
943		988	-45
1,224		1,029	195
1,264		1,111	153
515		279	236
237		124	113
625		794	-169
354		155	199
550		742	-192
1,142		1,856	-714
50		47	3
1,015		851	164
127		95	32
1,216		1,170	46
55		55	0
167		164	3
237		185	52
471		464	7
872		928	-56
1,656		2,108	-452
327		292	35
373		237	136
145		94	51
418		236	182
97		89	8
1,117		917	200
52		61	-9
463		208	255
64		55	9

Form 990PF Part IV - Capital Gains and Losses for Tax on Investment Income - Columns e - h

(e) Gross sales price	(f) Depreciation allowed (or allowable)	(g) Cost or other basis plus expense of sale	(h) Gain or (loss) (e) plus (f) minus (g)
108		75	33
532		490	42
52		51	1
104		105	-1
135		108	27
174		121	53
686		779	-93
69		51	18
83		88	-5
639		674	-35
533		548	-15
840		583	257
62		49	13
508		459	49
575		551	24
1,567		1,468	99
490		539	-49
777		695	82
576		637	-61
174		164	10
1,128		1,058	70
103		70	33
290		271	19
206		156	50
1,252		1,106	146
66		62	4
18			18
574		576	-2
209		209	0
26		28	-2

Form 990PF Part IV - Capital Gains and Losses for Tax on Investment Income - Columns e - h

(e) Gross sales price	(f) Depreciation allowed (or allowable)	(g) Cost or other basis plus expense of sale	(h) Gain or (loss) (e) plus (f) minus (g)
312		362	-50
455		524	-69
497		452	45
432		388	44
576		556	20
146		96	50
606		628	-22
114		79	35
52		39	13
1,091		1,023	68
71		67	4
674		605	69
552		471	81
179		135	44
65		67	-2
352		339	13
680		679	1
340		366	-26
680		757	-77
157		133	24
459		398	61
112		97	15
788		681	107
405		344	61
180		161	19
573		825	-252
458		726	-268
950		1,086	-136
991		835	156
118		93	25

Form 990PF Part IV - Capital Gains and Losses for Tax on Investment Income - Columns e - h

(e) Gross sales price	(f) Depreciation allowed (or allowable)	(g) Cost or other basis plus expense of sale	(h) Gain or (loss) (e) plus (f) minus (g)
442		502	-60
381		435	-54
65		45	20
86		65	21
651		678	-27
67		81	-14
538		726	-188
93		89	4
442		268	174
136		132	4
537		526	11
546		444	102
689		555	134
462		437	25
853		875	-22
107		114	-7
667		741	-74
462		534	-72
88		79	9
83		89	-6
65		89	-24
785		1,204	-419
98		69	29
465		496	-31
93		100	-7
138		100	38
829		600	229
380		373	7
672		654	18
684		747	-63

Form 990PF Part IV - Capital Gains and Losses for Tax on Investment Income - Columns e - h

(e) Gross sales price	(f) Depreciation allowed (or allowable)	(g) Cost or other basis plus expense of sale	(h) Gain or (loss) (e) plus (f) minus (g)
83		62	21
436		539	-103
52		53	-1
733		790	-57
144		158	-14
432		479	-47
288		324	-36
432		448	-16
967		1,024	-57
63		44	19
2			2
829		798	31
69		71	-2
3,060		1,812	1,248
92		66	26
1,369		986	383
315		197	118
904		55	849
847		55	792
407		27	380
407		307	100
969		547	422
174		87	87
65		46	19
140		75	65
141		130	11
61		60	1
142		120	22
58		33	25
184		83	101

Form 990PF Part IV - Capital Gains and Losses for Tax on Investment Income - Columns e - h

(e) Gross sales price	(f) Depreciation allowed (or allowable)	(g) Cost or other basis plus expense of sale	(h) Gain or (loss) (e) plus (f) minus (g)
2,030		1,440	590
2,029		1,440	589
6,469		4,659	1,810
256		126	130
146		94	52
1,744		1,174	570
106		94	12
109		94	15
214		198	16
173		151	22
1,990		1,429	561
3,138		2,259	879
2,263		1,729	534
7,733		9,187	-1,454
89		68	21
107		65	42
5,843		3,573	2,270
299		195	104
414		260	154
306		248	58
306		238	68
615		475	140
209		99	110
1,999		1,195	804
2,999		1,563	1,436
8,996		5,397	3,599
199		114	85
478		328	150
478		331	147
487		331	156

Form 990PF Part IV - Capital Gains and Losses for Tax on Investment Income - Columns e - h

(e) Gross sales price	(f) Depreciation allowed (or allowable)	(g) Cost or other basis plus expense of sale	(h) Gain or (loss) (e) plus (f) minus (g)
1,253		892	361
1,342		718	624
1,521		1,032	489
695		526	169
70		56	14
68		47	21
110		111	-1
96		72	24
100		72	28
519		325	194
751		325	426
70		51	19
4,727		2,812	1,915
1,678		981	697
2,102		1,805	297
2,835		2,051	784
60		50	10
109		82	27
1,876		4,349	-2,473
4,565		2,722	1,843
2,186		1,134	1,052
74		52	22
317		206	111
89		68	21
77		68	9
478		371	107
951		903	48
92		90	2
800		1,018	-218
121		106	15

Form 990PF Part IV - Capital Gains and Losses for Tax on Investment Income - Columns e - h

(e) Gross sales price	(f) Depreciation allowed (or allowable)	(g) Cost or other basis plus expense of sale	(h) Gain or (loss) (e) plus (f) minus (g)
137		81	56
245		121	124
65		48	17
132		96	36
790		658	132
62		45	17
163		135	28
68		61	7
964		799	165
74		59	15
71		59	12
88		59	29
680		517	163
758		572	186
74		56	18
1,193		976	217
89		66	23
187		90	97
295		155	140
409		406	3
182		184	-2
1,045		854	191
91		65	26
303		196	107
204		131	73
52		33	19
677		431	246
260		168	92
108		67	41
75		55	20

Form 990PF Part IV - Capital Gains and Losses for Tax on Investment Income - Columns e - h

(e) Gross sales price	(f) Depreciation allowed (or allowable)	(g) Cost or other basis plus expense of sale	(h) Gain or (loss) (e) plus (f) minus (g)
329		220	109
5,255		3,752	1,503
3,992		2,282	1,710
202		183	19
151		134	17
520		303	217
608		349	259
38		23	15
243		91	152
266		147	119
2,124		1,160	964
127		89	38
128		70	58
283		208	75
1,101		924	177
183		200	-17
2,708		1,575	1,133
2,392		1,562	830
64		93	-29
165		139	26
1,385		1,056	329
160		124	36
9,543		8,222	1,321
363		461	-98
581		648	-67
446		265	181
152		61	91
63		71	-8
1,018		1,141	-123
1,783		657	1,126

Form 990PF Part IV - Capital Gains and Losses for Tax on Investment Income - Columns e - h

(e) Gross sales price	(f) Depreciation allowed (or allowable)	(g) Cost or other basis plus expense of sale	(h) Gain or (loss) (e) plus (f) minus (g)
96		61	35
113		67	46
625		149	476
3,811			3,811

Form 990PF Part IV - Capital Gains and Losses for Tax on Investment Income - Columns i - l

Complete only for assets showing gain in column (h) and owned by the foundation on 12/31/69			(l) Gains (Col (h) gain minus col (k), but not less than -0-) or Losses (from col (h))
(i) F M V as of 12/31/69	(j) Adjusted basis as of 12/31/69	(k) Excess of col (i) over col (j), if any	
			-131
			-2,163
			2,570
			-16,082
			-11,583
			-1,612
			-965
			-104
			-168
			-3
			-12
			-21
			-30
			-43
			-47
			-47
			-11
			-66
			51
			-2
			-40
			-73
			174
			-10
			-5
			-102
			-311
			-152
			-21
			-60

Form 990PF Part IV - Capital Gains and Losses for Tax on Investment Income - Columns i - l

Complete only for assets showing gain in column (h) and owned by the foundation on 12/31/69			(l) Gains (Col (h) gain minus col (k), but not less than -0-) or Losses (from col (h))
(i) F M V as of 12/31/69	(j) Adjusted basis as of 12/31/69	(k) Excess of col (i) over col (j), if any	
			-13
			-13
			-4
			77
			7
			-185
			2,466
			358
			-670
			-2
			-421
			2
			45
			-35
			199
			147
			-15
			-187
			33
			37
			-215
			-48
			2
			-38
			108
			-16
			-90
			1
			14
			30

Form 990PF Part IV - Capital Gains and Losses for Tax on Investment Income - Columns i - l

Complete only for assets showing gain in column (h) and owned by the foundation on 12/31/69			(l) Gains (Col (h) gain minus col (k), but not less than -0-) or Losses (from col (h))
(i) F M V as of 12/31/69	(j) Adjusted basis as of 12/31/69	(k) Excess of col (i) over col (j), if any	
			128
			-177
			53
			-170
			132
			163
			51
			59
			47
			-135
			69
			199
			-57
			-38
			-85
			-4
			0
			65
			-29
			-82
			-78
			5
			57
			66
			74
			101
			25
			-3
			105
			3

Form 990PF Part IV - Capital Gains and Losses for Tax on Investment Income - Columns i - l

Complete only for assets showing gain in column (h) and owned by the foundation on 12/31/69			(l) Gains (Col (h) gain minus col (k), but not less than -0-) or Losses (from col (h))
(i) F M V as of 12/31/69	(j) Adjusted basis as of 12/31/69	(k) Excess of col (i) over col (j), if any	
			74
			8
			-83
			61
			18
			66
			200
			95
			76
			-39
			63
			-30
			359
			8
			11
			83
			22
			-90
			114
			6
			13
			-7
			0
			12
			-4
			-42
			3
			22
			-9
			-202

Form 990PF Part IV - Capital Gains and Losses for Tax on Investment Income - Columns i - l

Complete only for assets showing gain in column (h) and owned by the foundation on 12/31/69			(l) Gains (Col (h) gain minus col (k), but not less than -0-) or Losses (from col (h))
(i) F M V as of 12/31/69	(j) Adjusted basis as of 12/31/69	(k) Excess of col (i) over col (j), if any	
			87
			1
			-45
			195
			153
			236
			113
			-169
			199
			-192
			-714
			3
			164
			32
			46
			0
			3
			52
			7
			-56
			-452
			35
			136
			51
			182
			8
			200
			-9
			255
			9

Form 990PF Part IV - Capital Gains and Losses for Tax on Investment Income - Columns i - l

Complete only for assets showing gain in column (h) and owned by the foundation on 12/31/69			(l) Gains (Col (h) gain minus col (k), but not less than -0-) or Losses (from col (h))
(i) F M V as of 12/31/69	(j) Adjusted basis as of 12/31/69	(k) Excess of col (i) over col (j), if any	
			33
			42
			1
			-1
			27
			53
			-93
			18
			-5
			-35
			-15
			257
			13
			49
			24
			99
			-49
			82
			-61
			10
			70
			33
			19
			50
			146
			4
			18
			-2
			0
			-2

Form 990PF Part IV - Capital Gains and Losses for Tax on Investment Income - Columns i - l

Complete only for assets showing gain in column (h) and owned by the foundation on 12/31/69			(l) Gains (Col (h) gain minus col (k), but not less than -0-) or Losses (from col (h))
(i) F M V as of 12/31/69	(j) Adjusted basis as of 12/31/69	(k) Excess of col (i) over col (j), if any	
			-50
			-69
			45
			44
			20
			50
			-22
			35
			13
			68
			4
			69
			81
			44
			-2
			13
			1
			-26
			-77
			24
			61
			15
			107
			61
			19
			-252
			-268
			-136
			156
			25

Form 990PF Part IV - Capital Gains and Losses for Tax on Investment Income - Columns i - l

Complete only for assets showing gain in column (h) and owned by the foundation on 12/31/69			(l) Gains (Col (h) gain minus col (k), but not less than -0-) or Losses (from col (h))
(i) F M V as of 12/31/69	(j) Adjusted basis as of 12/31/69	(k) Excess of col (i) over col (j), if any	
			-60
			-54
			20
			21
			-27
			-14
			-188
			4
			174
			4
			11
			102
			134
			25
			-22
			-7
			-74
			-72
			9
			-6
			-24
			-419
			29
			-31
			-7
			38
			229
			7
			18
			-63

Form 990PF Part IV - Capital Gains and Losses for Tax on Investment Income - Columns i - l

Complete only for assets showing gain in column (h) and owned by the foundation on 12/31/69			(l) Gains (Col (h) gain minus col (k), but not less than -0-) or Losses (from col (h))
(i) F M V as of 12/31/69	(j) Adjusted basis as of 12/31/69	(k) Excess of col (i) over col (j), if any	
			21
			-103
			-1
			-57
			-14
			-47
			-36
			-16
			-57
			19
			2
			31
			-2
			1,248
			26
			383
			118
			849
			792
			380
			100
			422
			87
			19
			65
			11
			1
			22
			25
			101

Form 990PF Part IV - Capital Gains and Losses for Tax on Investment Income - Columns i - l

Complete only for assets showing gain in column (h) and owned by the foundation on 12/31/69			(l) Gains (Col (h) gain minus col (k), but not less than -0-) or Losses (from col (h))
(i) F M V as of 12/31/69	(j) Adjusted basis as of 12/31/69	(k) Excess of col (i) over col (j), if any	
			590
			589
			1,810
			130
			52
			570
			12
			15
			16
			22
			561
			879
			534
			-1,454
			21
			42
			2,270
			104
			154
			58
			68
			140
			110
			804
			1,436
			3,599
			85
			150
			147
			156

Form 990PF Part IV - Capital Gains and Losses for Tax on Investment Income - Columns i - l

Complete only for assets showing gain in column (h) and owned by the foundation on 12/31/69			(l) Gains (Col (h) gain minus col (k), but not less than -0-) or Losses (from col (h))
(i) F M V as of 12/31/69	(j) Adjusted basis as of 12/31/69	(k) Excess of col (i) over col (j), if any	
			361
			624
			489
			169
			14
			21
			-1
			24
			28
			194
			426
			19
			1,915
			697
			297
			784
			10
			27
			-2,473
			1,843
			1,052
			22
			111
			21
			9
			107
			48
			2
			-218
			15

Form 990PF Part IV - Capital Gains and Losses for Tax on Investment Income - Columns i - l

Complete only for assets showing gain in column (h) and owned by the foundation on 12/31/69			(l) Gains (Col (h) gain minus col (k), but not less than -0-) or Losses (from col (h))
(i) F M V as of 12/31/69	(j) Adjusted basis as of 12/31/69	(k) Excess of col (i) over col (j), if any	
			56
			124
			17
			36
			132
			17
			28
			7
			165
			15
			12
			29
			163
			186
			18
			217
			23
			97
			140
			3
			-2
			191
			26
			107
			73
			19
			246
			92
			41
			20

Form 990PF Part IV - Capital Gains and Losses for Tax on Investment Income - Columns i - l

Complete only for assets showing gain in column (h) and owned by the foundation on 12/31/69			(l) Gains (Col (h) gain minus col (k), but not less than -0-) or Losses (from col (h))
(i) F M V as of 12/31/69	(j) Adjusted basis as of 12/31/69	(k) Excess of col (i) over col (j), if any	
			109
			1,503
			1,710
			19
			17
			217
			259
			15
			152
			119
			964
			38
			58
			75
			177
			-17
			1,133
			830
			-29
			26
			329
			36
			1,321
			-98
			-67
			181
			91
			-8
			-123
			1,126


Form 990PF Part IV - Capital Gains and Losses for Tax on Investment Income - Columns i - l

Complete only for assets showing gain in column (h) and owned by the foundation on 12/31/69			(l) Gains (Col (h) gain minus col (k), but not less than -0-) or Losses (from col (h))
(i) F M V as of 12/31/69	(j) Adjusted basis as of 12/31/69	(k) Excess of col (i) over col (j), if any	
			35
			46
			476
			3,811


Form 990PF Part VIII Line 1 - List all officers, directors, trustees, foundation managers and their compensation

(a) Name and address	(b) Title, and average hours per week devoted to position	(c) Compensation (If not paid, enter -0-)	(d) Contributions to employee benefit plans and deferred compensation	(e) Expense account, other allowances
WINSHIP C HOWARD	DIRECTOR - PRESIDENT/TREAS 0 10	0	0	0
180 S UNION STREET BATTLE CREEK,MI 49014				
MARY E KEYSER	DIRECTOR 0 10	0	0	0
180 S UNION STREET BATTLE CREEK,MI 49014				
ANDREW T HOWARD	DIRECTOR 0 10	0	0	0
180 S UNION STREET BATTLE CREEK,MI 49014				
MICHAEL J HOWARD	DIRECTOR 0 10	0	0	0
180 S UNION STREET BATTLE CREEK,MI 49014				
ANN E HOWARD	DIRECTOR - SECRETARY 0 10	0	0	0
180 S UNION STREET BATTLE CREEK,MI 49014				


Form 990PF Part XV Line 3 - Grants and Contributions Paid During the Year or Approved for Future Payment

Recipient	If recipient is an individual, show any relationship to any foundation manager or substantial contributor	Foundation status of recipient	Purpose of grant or contribution	Amount
Name and address (home or business)				
a <i>Paid during the year</i>				
AMERICAN RED CROSS 2025 E STREET NW WASHINGTON,DC 20006		PC	GENERAL SUPPORT	5,500
BATTLE CREEK COMMUNITY FOUNDATION 34 WEST JACKSON STREET BATTLE CREEK,MI 49017		PC	GENERAL SUPPORT	6,100
CHARITY NAVIGATOR 139 HARRISON ROAD SUITE 101 GLEN ROCK,NJ 07452		PC	GENERAL SUPPORT	500
COVENANT PRESBYTERIAN CHURCH 40 OHIO STREET RACINE,WI 53405		PC	GENERAL SUPPORT	4,000
CULTURAL COUNCIL OF PALM BEACH COUNTY 601 LAKE AVE LAKE WORTH,FL 33460		PC	GENERAL SUPPORT	600
DIRECT RELIEF 27 S LAPATERA LANE SANTA BARBARA,CA 93117		PC	GENERAL SUPPORT	5,600
FAU FOUNDATION INC 777 GLADES ROAD BOCA RATON,FL 33431		PC	GENERAL SUPPORT	2,000
FIRST PRESBYTERIAN CHURCH OF RICHLAND 8047 CHURCH RICHLAND,MI 49083		PC	GENERAL SUPPORT	1,000
FISHER HOUSE FOUNDATION 1401 ROCKVILLE PIKE SUITE 600 ROCKVILLE,MD 20852		PC	GENERAL SUPPORT	1,500
FOOD BANK OF SOUTH CENTRAL MICHIGAN 5451 WAYNE ROAD BATTLE CREEK,MI 49008		PC	GENERAL SUPPORT	2,000
FREEDOM ALLIANCE 22570 MARKEY COURT SUITE 240 DULLES,VA 20166		PC	GENERAL SUPPORT	5,000
FRIENDS OF THE PALM BEACH COUNTY PUBLIC LIBRARY INC 3650 SUMMIT BLVD WEST PALM BEACH,FL 33406		PC	GENERAL SUPPORT	250
GENEROUS HANDS INC PO BOX 313 VICKSBURG,MI 49097		PC	GENERAL SUPPORT	1,000
HABITAT FOR HUMANITY GRAND TRAVERSE REGION 1129 WOODMERE AVE PO BOX 5412 TRAVERSE CITY,MI 49696		PC	GENERAL SUPPORT	1,000
HISTORICAL SOCIETY OF PALM BEACH COUNTY PO BOX 4364 WEST PALM BEACH,FL 33402		PC	GENERAL SUPPORT	500
Total  3a				73,300

Form 990PF Part XV Line 3 - Grants and Contributions Paid During the Year or Approved for Future Payment

Recipient	If recipient is an individual, show any relationship to any foundation manager or substantial contributor	Foundation status of recipient	Purpose of grant or contribution	Amount
Name and address (home or business)				
a Paid during the year				
HOME FOR OUR TROOPS 6 MAIN STREET TAUNTON,MA 02780		PC	GENERAL SUPPORT	2,000
JUPITER LIGHTHOUSE 500 CAPTAIN ARMOURS WAY JUPITER,FL 33469		PC	GENERAL SUPPORT	1,000
JUPITER MEDICAL CENTER FOUNDATION 1210 SOUTH OLD DIXIE HIGHWAY JUPITER,FL 33458		PC	GENERAL SUPPORT	1,000
KALAMAZOO GOSPEL MISSION 448 NORTH BURDICK KALAMAZOO,MI 49007		PC	GENERAL SUPPORT	2,500
LAKE GEORGE ASSOCIATION 2392 NEW YORK 9N LAKE GEORGE,NY 12845		PC	GENERAL SUPPORT	250
LOAVES AND FISHES 913 E ALCOTT ST KALAMAZOO,MI 49001		PC	GENERAL SUPPORT	2,000
LOXAHATCHEE RIVER HISTORICAL SOCIETY INC 500 CAPTAIN ARMOURS WAY JUPITER,FL 33469		PC	GENERAL SUPPORT	1,000
MALTZ JUPITER THEATER INC 1001 EAST INDIANATOWN ROAD JUPITER,FL 33477		PC	GENERAL SUPPORT	1,100
METORPOLITAN MUSEUM OF ART 1000 5TH AVE NEW YORK,NY 10028		PC	GENERAL SUPPORT	550
MINISTRY WITH COMMUNITY 440 NORTH CHURCH STREET KALAMAZOO,MI 49007		PC	GENERAL SUPPORT	2,500
MUNSON HEALTHCARE REGIONAL FOUNDATION 1105 SIXTH STREET TRAVERSE CITY,MI 49684		PC	GENERAL SUPPORT	5,000
NORTON MUSEUM OF ART 1451 S OLIVE AVENUE WEST PALM BEACH,FL 33401		PC	GENERAL SUPPORT	250
OPERATION HOME FRONT 8930 FOURWINDS DRIVE SUITE 340 SAN ANTONIO,TX 78239		PC	GENERAL SUPPORT	1,000
SALVATION ARMY 1239 BARLOW STREET TRAVERSE CITY,MI 49686		PC	GENERAL SUPPORT	3,000
SALVATION ARMY 1700 SOUTH BURDICK STREET KALAMAZOO,MI 49001		PC	GENERAL SUPPORT	2,000
Total  3a				73,300

Form 990PF Part XV Line 3 - Grants and Contributions Paid During the Year or Approved for Future Payment

Recipient	If recipient is an individual, show any relationship to any foundation manager or substantial contributor	Foundation status of recipient	Purpose of grant or contribution	Amount
Name and address (home or business)				
a <i>Paid during the year</i>				
SOLOMON R GUGGENHEIMS FOUNDATION 1071 5TH AVE NEW YORK,NY 10128		PC	GENERAL SUPPORT	500
SPECIAL OPERATIONS WARRIOR FOUNDATION PO BOX 13483 TAMPA,FL 33681		PC	GENERAL SUPPORT	1,000
SPRING LAKE RANCH INC PO BOX 310 SHREWSBURY,VT 05738		PC	GENERAL SUPPORT	500
STANLEY MUSEUM PO BOX 77 KINGFIELD,ME 04947		PC	GENERAL SUPPORT	1,000
THE PRESBYTERIAN CHURCH 701 WESTMINISTER TRAVERSE CITY,MI 49684		PC	GENERAL SUPPORT	3,000
THE UNIVERSITY AT ALBANY FOUNDATION 1400 WASHINGTON AVE UAB 201 ALBANY,NY 12222		PC	GENERAL SUPPORT	5,100
WISCONSIN HUMANE SOCIETY 4500 WES WISCONSIN AVENUE MILWAUKEE,WI 53208		PC	GENERAL SUPPORT	500
Total			 3a	73,300

TY 2013 Accounting Fees Schedule

Name: JOHN C AND MARY JANE HOWARD FOUNDATION

EIN: 38-3452536

Category	Amount	Net Investment Income	Adjusted Net Income	Disbursements for Charitable Purposes
PLANTE & MORAN, PLLC	8,450	4,225		4,225

**TY 2013 Investments Corporate
Stock Schedule**

Name: JOHN C AND MARY JANE HOWARD FOUNDATION
EIN: 38-3452536

Name of Stock	End of Year Book Value	End of Year Fair Market Value
JOHNSON & JOHNSON	18,127	54,954
STRYKER CORP	24,726	43,581
SPDR GOLD TRUST	25,274	17,999
ACADIA HEALTHCARE CO INC	1,863	2,792
AFFILIATED MANAGERS GROUP	1,427	1,735
ALLIANCE DATA SYSTEMS CORP	2,380	4,470
ALLIANCE GLOBAL GROUP INC-UNSPONSORED ADR	1,894	1,866
AMAZON COMMUNICATIONS INC	1,627	4,387
AMERICAN EXPRESS COMPANY	6,436	11,795
ANHEUSER BUSCH INBEV SA/NV-SPONSORED ADR	2,161	3,300
ANNALY CAPITAL MANAGEMENT INC REIT	6,613	6,620
ASSA ABLOY AB - ADR	1,032	2,195
ASSOC BRITISH FOODS LTD ADR NEW	881	1,464
ATLANTIA SPA - UNSPN ADR	1,261	2,175
B/E AEROSPACE INC	2,750	3,742
BAIDU INC	805	1,423
BARRICK GOLD CORP	18,858	10,842
BAXTER INTERNATIONAL INC	8,655	11,337
BAYER AG SPONSORED ADR	1,835	3,408
BAYERISCHE MOTOREN WERK AG - UNSPONSORED ADR	1,822	2,681
BECTON DICKINSON & CO	5,795	8,729
BG GROUP PLC SPONSORED ADR	1,278	1,497
BHP BILLITON LTD SPONSORED ADR	1,889	1,978
BNP PARIBAS ADR	1,498	2,940
BRITISH AMERN TOB PLC SPONSORED ADR	2,057	2,363
CABOT OIL & GAS	2,183	3,450
CARLESBERG AS-B SPONSORED ADR	1,056	1,193
CHEVRON CORPORATION	5,553	6,495
CELGENE CORP	2,642	4,224
CHINA CONSTRUCTION BANK CORP. UNSPONSORED ADR	1,850	2,019

Name of Stock	End of Year Book Value	End of Year Fair Market Value
CHINA MOBILE LTD SPONSORED ADR	1,786	1,882
CHINA SHENHUA ENERGY CO	1,336	1,247
CHIPOTLE MEXICAN GRILL	1,612	2,664
CHUBB CORP	7,687	10,919
CIELO SA SPONSORED ADR	1,343	1,652
CISCO SYSTEMS INC	6,158	7,828
COMPAGNIE FINANCIERE RICHEMONT SA-UNSPON ADR	1,464	1,560
CONCOCOPHILLIPS	8,016	10,244
CONTINENTAL RESOURCES INC	1,653	2,700
COPA HOLDINGS SA CLASS A	1,232	1,441
CVS CAREMARK CORP	3,493	8,302
DAIWA HOUSE IND LTD COMM ADRS	1,824	1,748
DEVON ENERGY CORP	9,706	11,137
DISCOVERY COMMUNICATIONS INC	2,666	3,436
DR PEPPER SNAPPLE GROUP INC	13,664	16,566
DUNKIN' BRANDS GROUP INC	1,077	1,350
ECOLAB INC	663	730
ENI S P A SPONSORED ADR	1,287	1,309
ESTACIO PARTICIPACOES SA S[SPONSORED ADR	1,065	1,452
EUROPEAN AERONAUTIC DEFENSE	1,530	1,762
EXELON CORPORATION	18,628	15,119
EXPRESS SCRIPTS HOLDING CO	8,489	9,622
EXXON MOBIL CORP	13,936	17,406
FINANCIAL ENGINES INC	1,878	3,682
FIRST REPUBLIC BANK SAN FRANSICO	767	785
FLEETCOR TECHNOLOGIES INC	1,760	3,984
GARTNER INC NEW	1,616	2,345
GILEAD SCIENCES INC	2,054	3,905
GLAXOSMITHKLINE PLC - ADR	7,195	8,596
GOOGLE INC	873	1,121

Name of Stock	End of Year Book Value	End of Year Fair Market Value
GUIDEWIRE SOFTWARE INC	1,895	2,355
HSBC HOLDINGS PLC-SPONSORED	2,664	2,646
INFORMA PLC UNSPONSORED ADR	1,199	2,202
JOHNSON & JOHNSON	7,738	11,174
KANSAS CITY SOUTHERN NEW	2,533	3,963
KASIKORNBANK PUB CO LTD UNSPONSORED ADR	827	859
KDDI CORP- UNSPONSORED	1,267	1,405
KOC HOLDING AS - UNSPONSORED ADR	613	804
KOMATSU LTD SPONSORED ADR NEW	1,226	1,132
LADBROKES PLC-ADR	610	534
LINKEDIN CORP	3,064	4,120
LITHIA MTRS INC	659	833
LIXIL GROUP CORP	1,219	1,873
LKQ CORPORATION	2,664	2,797
LLOYDS BANKING GROUP PLC	1,290	2,011
LUMBER LIQUIDATORS HOLDINGS INC	1,028	1,029
MACK CALI RLTY CORPORATION	4,345	4,489
MAKITA CORPORATION ADR	1,816	1,749
MARKETAXESS HOLDINGS INC	2,145	2,342
MASTERCARD INC	2,143	4,177
MEDICLINIC INT'L LTD ADR	976	1,312
MEDIOLANUM SPA- UNSP ADR	1,555	1,553
MEDTRONIC INC	8,819	14,577
MELCO PBL ENTERTAINMENT ADR	1,801	2,745
MICROSOFT CORP	9,217	12,607
MIDDLEBY CORP	1,776	2,158
MOBILE TELESYSTEMS SPONSORED ADR	1,402	1,817
MOLSON COORS BREWING CO	16,049	21,618
MR PRICE GROUP LTD SPONSORED ADR	637	802
NEWMONT MINING CORP NEW	11,127	5,596

Name of Stock	End of Year Book Value	End of Year Fair Market Value
NORTHROP GRUMMAN CORP NEW	5,954	12,034
NOVARTIS AG SPONSORED ADR	2,833	4,421
NOVO NORDISK A S ADR	3,034	3,326
PEPSICO INCORPORATED	12,754	17,003
PERUSAHAAN PERSEROAN PERSERO PT INDONESIA TELEKOMUNKIASI SPONSORED ADR	1,438	1,577
PETROLEUM GEO SVS ADR	988	962
PNC FINANCIAL SERVICES GROUP	10,906	15,051
PROCTER & GAMBLE CO	10,560	13,188
PRUDENTIAL PLC SPONSORED ADR	2,281	4,410
QIWI PLC SPONSORED ADR	811	952
RED ELECTRICA CORPORATION SA	1,475	1,892
REGENERON PHARMACEUTICAL	2,371	2,477
REXAM PLC SPONSORED ADR	1,797	2,299
ROYAL DUTCH SHELL PLC ADR	1,651	1,924
RYANAR HOLDINGS PLC SPONSORED ADR	1,038	1,643
SALESFORCE.COM	1,343	1,877
SAMPO OYJ-A SHS UNSPONSORED ADDR	910	1,997
SANDS CHINA LTD UNSPONSORED ADR	1,512	2,877
SANOFI ADR	1,950	2,628
SAP AG SPONSORED ADR	2,255	3,486
SBA COMMUNICATIONS CORP	2,850	3,504
SBERBANK RUSSIA SPONSORED ADR	958	1,232
SCHWAB CHARLES CORP NEW	5,032	10,322
SEVEN & I HOLDINGS ADR	2,068	2,481
SIGMA ALDRICH CORP	5,414	7,333
SIGNET JEWELERS LTD	1,326	1,495
SPS COMMERCE INC	623	849
STARBUCKS CORP	968	1,960
STERICYCLE INC	1,856	2,323
SUMITOMO MITSUI FINL GROUP INC SPONSORED ADR	1,646	3,053

Name of Stock	End of Year Book Value	End of Year Fair Market Value
SUNTRUST BANKS INC	3,501	6,552
SWATCH GRP AG/THE ADR UNSPONSORED	847	1,262
SWEDBANK AB - ADR	719	1,444
TAIWAN SEMICONDUCTOR MFG CO LTD ADR	11,220	13,010
TARGET CORP	11,244	13,413
THE SOUTHERN COMPANY	8,661	8,674
TORCHMARK CORP	3,836	7,424
TRACTOR SUPPLY COMPANY	3,040	5,275
TRAVELERS COS INC/THE	5,612	8,782
TRIPADVISOR INC	1,446	1,491
TULLOW OIL PLC UNSPONSORED ADR	1,045	713
TURKCELL ILETISIM HIZMETLERI	1,540	1,469
TYLER TECHNOLOGIES INC	695	1,021
UNILEVER PLC SPONSORED ADR	1,802	2,390
US BANCORP NEW	9,847	14,544
VALEO SPONSORED ADR	1,058	2,502
VIRTUS INVESTMENT PARTNERS INC	1,048	1,200
WAL-MART STORES INC	12,154	16,840
WELLS FARGO COMPANY	5,937	13,484
WOLSELEY PLC JERSEY SPONSORED ADR NEW	1,045	1,653
WORKDAY INC	3,295	4,574
YAHOO JAPAN CORPORATION ADR	885	1,757
YELP INC	710	690

TY 2013 Investments Government Obligations Schedule

Name: JOHN C AND MARY JANE HOWARD FOUNDATION

EIN: 38-3452536

US Government Securities - End of

Year Book Value:

138,831

US Government Securities - End of

Year Fair Market Value:

130,004

**State & Local Government
Securities - End of Year Book**

Value:

0

**State & Local Government
Securities - End of Year Fair**

Market Value:

0

TY 2013 Investments - Other Schedule

Name: JOHN C AND MARY JANE HOWARD FOUNDATION

EIN: 38-3452536

Category / Item	Listed at Cost or FMV	Book Value	End of Year Fair Market Value
FRANKLIN INCOME FUND	AT COST	69,912	77,523
FIRST EAGLE GOLD FUND CLASS 1	AT COST	25,000	14,162
GOLDMAN SACHS TR INCOME BUILDER FD INSTL	AT COST	24,958	25,709
IVY FUNDS ASSET STRATEGY FUND	AT COST	100,139	130,749
LOOMIS SAYLES STRATEGIC INCOME FUND	AT COST	69,048	76,259
PRINCIPAL FUNDS INC GLOBAL DIVERSIFIED INCOME FUND CLASS P	AT COST	24,931	25,057
WELLS FARGO FUNDS TR PRECIOUS METALS FUND	AT COST	88,663	102,679
OPPENHEIMER DEVELOPING MARKETS	AT COST	50,257	54,211
PIMCO ALL ASSET FUND INST	AT COST	26,117	24,933
PRUDENTIAL JENNISON NATURAL RESOURCES FUND	AT COST	75,472	67,804
PRUDENTIAL SHORT-TERM CORPORATE BOND FUND	AT COST	14,118	14,166
SUMITOMO MITSUI TRUST HOLDINGS INC SPONSORED ADR	AT COST	1,026	1,053
ALLIANZ GLOBAL INVESTMENT MNGD ACCTS TRUST FIXED INCOME SERIES C	AT COST	55,328	56,684
ALLIANZ GLOBAL INVESTMENT MNGD ACCTS TRUST FIXED INCOME SERIES M	AT COST	52,052	53,588

TY 2013 Other Expenses Schedule**Name:** JOHN C AND MARY JANE HOWARD FOUNDATION**EIN:** 38-3452536

Description	Revenue and Expenses per Books	Net Investment Income	Adjusted Net Income	Disbursements for Charitable Purposes
MICHIGAN ANNUAL REPORT	20	0		20
INVESTMENT EXPENSES	337	337		0

TY 2013 Other Income Schedule

Name: JOHN C AND MARY JANE HOWARD FOUNDATION

EIN: 38-3452536

Description	Revenue And Expenses Per Books	Net Investment Income	Adjusted Net Income
EXCISE TAX REFUND	904		904

TY 2013 Other Professional Fees Schedule

Name: JOHN C AND MARY JANE HOWARD FOUNDATION

EIN: 38-3452536

Category	Amount	Net Investment Income	Adjusted Net Income	Disbursements for Charitable Purposes
INVESTMENT MANAGEMENT FEES	16,008	16,008		0

TY 2013 Taxes Schedule

Name: JOHN C AND MARY JANE HOWARD FOUNDATION

EIN: 38-3452536

Category	Amount	Net Investment Income	Adjusted Net Income	Disbursements for Charitable Purposes
FOREIGN TAXES	540	540		0