



See a Social Security Number? Say Something!
Report Privacy Problems to <https://public.resource.org/privacy>
Or call the IRS Identity Theft Hotline at 1-800-908-4490



Form

990-PF

Department of the Treasury
Internal Revenue Service

Return of Private Foundation

or Section 4947(a)(1) Trust Treated as Private Foundation

Do not enter Social Security numbers on this form as it may be made public. By law, the IRS cannot redact the information on the form.

Information about Form 990-PF and its instructions is at www.irs.gov/form990pf.

OMB No 1545-0052

2013

Open to Public Inspection

For calendar year 2013, or tax year beginning 01-01-2013 , and ending 12-31-2013

Name of foundation MARION & MARLENE BETTEN FOUNDATION		A Employer identification number 38-2848189	
Number and street (or P O box number if mail is not delivered to street address) 5901 28TH STREET		B Telephone number (see instructions) (616) 301-2100	
City or town, state or province, country, and ZIP or foreign postal code GRAND RAPIDS, MI 49546		C If exemption application is pending, check here <input type="checkbox"/>	
G Check all that apply <input type="checkbox"/> Initial return <input type="checkbox"/> Final return <input type="checkbox"/> Address change <input type="checkbox"/> Initial return of a former public charity <input type="checkbox"/> Amended return <input type="checkbox"/> Name change		D 1. Foreign organizations, check here <input type="checkbox"/> 2. Foreign organizations meeting the 85% test, check here and attach computation <input type="checkbox"/>	
H Check type of organization <input checked="" type="checkbox"/> Section 501(c)(3) exempt private foundation <input type="checkbox"/> Section 4947(a)(1) nonexempt charitable trust <input type="checkbox"/> Other taxable private foundation		E If private foundation status was terminated under section 507(b)(1)(A), check here <input type="checkbox"/>	
I Fair market value of all assets at end of year (from Part II, col. (c), line 16) \$ 3,667,964	J Accounting method <input checked="" type="checkbox"/> Cash <input type="checkbox"/> Accrual <input type="checkbox"/> Other (specify) _____ (Part I, column (d) must be on cash basis.)	F If the foundation is in a 60-month termination under section 507(b)(1)(B), check here <input type="checkbox"/>	

Part I Analysis of Revenue and Expenses (The total of amounts in columns (b), (c), and (d) may not necessarily equal the amounts in column (a) (see instructions))		(a) Revenue and expenses per books	(b) Net investment income	(c) Adjusted net income	(d) Disbursements for charitable purposes (cash basis only)
Revenue	1 Contributions, gifts, grants, etc , received (attach schedule)	291,109			
	2 Check <input type="checkbox"/> if the foundation is not required to attach Sch B				
	3 Interest on savings and temporary cash investments	982	982		
	4 Dividends and interest from securities.	64,348	64,348		
	5a Gross rents				
	b Net rental income or (loss) _____				
	6a Net gain or (loss) from sale of assets not on line 10	73,864			
	b Gross sales price for all assets on line 6a 750,220				
	7 Capital gain net income (from Part IV, line 2)		73,864		
	8 Net short-term capital gain				
	9 Income modifications				
	10a Gross sales less returns and allowances				
	b Less Cost of goods sold				
	c Gross profit or (loss) (attach schedule)				
	11 Other income (attach schedule)				
	12 Total. Add lines 1 through 11	430,303	139,194		
Operating and Administrative Expenses	13 Compensation of officers, directors, trustees, etc	0	0		0
	14 Other employee salaries and wages				
	15 Pension plans, employee benefits				
	16a Legal fees (attach schedule)				
	b Accounting fees (attach schedule)	2,365	0		2,365
	c Other professional fees (attach schedule)	22,620	22,620		0
	17 Interest				
	18 Taxes (attach schedule) (see instructions)	3,377	1,377		0
	19 Depreciation (attach schedule) and depletion				
	20 Occupancy				
	21 Travel, conferences, and meetings				
	22 Printing and publications				
	23 Other expenses (attach schedule)	520	0		520
	24 Total operating and administrative expenses. Add lines 13 through 23	28,882	23,997		2,885
	25 Contributions, gifts, grants paid	260,450			260,450
	26 Total expenses and disbursements. Add lines 24 and 25	289,332	23,997		263,335
	27 Subtract line 26 from line 12				
	a Excess of revenue over expenses and disbursements	140,971			
	b Net investment income (if negative, enter -0-)		115,197		
	c Adjusted net income (if negative, enter -0-)				

Part II Balance Sheets		Attached schedules and amounts in the description column should be for end-of-year amounts only (See instructions)	Beginning of year	End of year	
			(a) Book Value	(b) Book Value	(c) Fair Market Value
Assets	1	Cash—non-interest-bearing			
	2	Savings and temporary cash investments	633,122	587,521	587,521
	3	Accounts receivable ▶ _____ Less allowance for doubtful accounts ▶ _____			
	4	Pledges receivable ▶ _____ Less allowance for doubtful accounts ▶ _____			
	5	Grants receivable			
	6	Receivables due from officers, directors, trustees, and other disqualified persons (attach schedule) (see instructions)			
	7	Other notes and loans receivable (attach schedule) ▶ _____ Less allowance for doubtful accounts ▶ _____			
	8	Inventories for sale or use			
	9	Prepaid expenses and deferred charges			
	10a	Investments—U S and state government obligations (attach schedule)			
	b	Investments—corporate stock (attach schedule)	2,285,208	2,472,251	3,079,217
	c	Investments—corporate bonds (attach schedule).			
	11	Investments—land, buildings, and equipment basis ▶ _____ Less accumulated depreciation (attach schedule) ▶ _____			
	12	Investments—mortgage loans			
	13	Investments—other (attach schedule)			
	14	Land, buildings, and equipment basis ▶ _____ Less accumulated depreciation (attach schedule) ▶ _____			
15	Other assets (describe ▶ _____)	1,327	1,226	1,226	
16	Total assets (to be completed by all filers—see the instructions Also, see page 1, item I)	2,919,657	3,060,998	3,667,964	
Liabilities	17	Accounts payable and accrued expenses			
	18	Grants payable			
	19	Deferred revenue			
	20	Loans from officers, directors, trustees, and other disqualified persons			
	21	Mortgages and other notes payable (attach schedule)			
	22	Other liabilities (describe ▶ _____)			
	23	Total liabilities (add lines 17 through 22)	0	0	
Net Assets or Fund Balances	Foundations that follow SFAS 117, check here ▶ <input type="checkbox"/> and complete lines 24 through 26 and lines 30 and 31.				
	24	Unrestricted			
	25	Temporarily restricted			
	26	Permanently restricted			
	Foundations that do not follow SFAS 117, check here ▶ <input checked="" type="checkbox"/> and complete lines 27 through 31.				
	27	Capital stock, trust principal, or current funds	0	0	
	28	Paid-in or capital surplus, or land, bldg , and equipment fund	0	0	
	29	Retained earnings, accumulated income, endowment, or other funds	2,919,657	3,060,998	
	30	Total net assets or fund balances (see page 17 of the instructions)	2,919,657	3,060,998	
31	Total liabilities and net assets/fund balances (see page 17 of the instructions)	2,919,657	3,060,998		

Part III Analysis of Changes in Net Assets or Fund Balances

1	Total net assets or fund balances at beginning of year—Part II, column (a), line 30 (must agree with end-of-year figure reported on prior year’s return)	1	2,919,657
2	Enter amount from Part I, line 27a	2	140,971
3	Other increases not included in line 2 (itemize) ▶ _____	3	370
4	Add lines 1, 2, and 3	4	3,060,998
5	Decreases not included in line 2 (itemize) ▶ _____	5	0
6	Total net assets or fund balances at end of year (line 4 minus line 5)—Part II, column (b), line 30	6	3,060,998

Part IV Capital Gains and Losses for Tax on Investment Income

(a) List and describe the kind(s) of property sold (e g , real estate, 2-story brick warehouse, or common stock, 200 shs MLC Co)		(b) How acquired P—Purchase D—Donation	(c) Date acquired (mo , day, yr)	(d) Date sold (mo , day, yr)
1 a	FIDELITY INVESTMENTS (DETAIL ATTACHED)	P		
b	WELLS FARGO INVESTMENTS (DETAIL ATTACHED)	P		
c	CAPITAL GAINS DIVIDENDS	P		
d				
e				

(e) Gross sales price	(f) Depreciation allowed (or allowable)	(g) Cost or other basis plus expense of sale	(h) Gain or (loss) (e) plus (f) minus (g)
a 182,224		210,912	-28,688
b 559,539		465,444	94,095
c 8,457			8,457
d			
e			

Complete only for assets showing gain in column (h) and owned by the foundation on 12/31/69

(i) F M V as of 12/31/69	(j) Adjusted basis as of 12/31/69	(k) Excess of col (i) over col (j), if any	(l) Gains (Col (h) gain minus col (k), but not less than -0-) or Losses (from col (h))
a			-28,688
b			94,095
c			8,457
d			
e			

2 Capital gain net income or (net capital loss)	{ If gain, also enter in Part I, line 7 If (loss), enter -0- in Part I, line 7 }	2	73,864
3 Net short-term capital gain or (loss) as defined in sections 1222(5) and (6) If gain, also enter in Part I, line 8, column (c) (see instructions) If (loss), enter -0- in Part I, line 8		3	

Part V Qualification Under Section 4940(e) for Reduced Tax on Net Investment Income

(For optional use by domestic private foundations subject to the section 4940(a) tax on net investment income)

If section 4940(d)(2) applies, leave this part blank

Was the foundation liable for the section 4942 tax on the distributable amount of any year in the base period? ☐ Yes ☒ No

If "Yes," the foundation does not qualify under section 4940(e) Do not complete this part

1 Enter the appropriate amount in each column for each year, see page 18 of the instructions before making any entries

(a) Base period years Calendar year (or tax year beginning in)	(b) Adjusted qualifying distributions	(c) Net value of noncharitable-use assets	(d) Distribution ratio (col (b) divided by col (c))
2012	285,316	3,137,726	0 090931
2011	137,996	3,104,510	0 044450
2010	166,230	2,802,160	0 059322
2009	78,671	2,281,760	0 034478
2008	113,920	2,439,363	0 046701

2 Total of line 1, column (d).	2	0 275882
3 Average distribution ratio for the 5-year base period—divide the total on line 2 by 5, or by the number of years the foundation has been in existence if less than 5 years	3	0 055176
4 Enter the net value of noncharitable-use assets for 2013 from Part X, line 5.	4	3,540,941
5 Multiply line 4 by line 3.	5	195,375
6 Enter 1% of net investment income (1% of Part I, line 27b).	6	1,152
7 Add lines 5 and 6.	7	196,527
8 Enter qualifying distributions from Part XII, line 4.	8	263,335

If line 8 is equal to or greater than line 7, check the box in Part VI, line 1b, and complete that part using a 1% tax rate See
the Part VI instructions


Part VI

Excise Tax Based on Investment Income (Section 4940(a), 4940(b), 4940(e), or 4948—see page 18 of the instructions)

1a	Exempt operating foundations described in section 4940(d)(2), check here <input type="checkbox"/> and enter "N/A" on line 1		
	Date of ruling or determination letter _____ (attach copy of letter if necessary—see instructions)		
b	Domestic foundations that meet the section 4940(e) requirements in Part V, check here <input checked="" type="checkbox"/> and enter 1% of Part I, line 27b	1	1,152
c	All other domestic foundations enter 2% of line 27b. Exempt foreign organizations enter 4% of Part I, line 12, col. (b)		
2	Tax under section 511 (domestic section 4947(a)(1) trusts and taxable foundations only. Others enter -0-)	2	0
3	Add lines 1 and 2.	3	1,152
4	Subtitle A (income) tax (domestic section 4947(a)(1) trusts and taxable foundations only. Others enter -0-)	4	0
5	Tax based on investment income. Subtract line 4 from line 3. If zero or less, enter -0-	5	1,152
6	Credits/Payments		
a	2013 estimated tax payments and 2012 overpayment credited to 2013	6a	2,036
b	Exempt foreign organizations—tax withheld at source	6b	
c	Tax paid with application for extension of time to file (Form 8868)	6c	
d	Backup withholding erroneously withheld	6d	
7	Total credits and payments. Add lines 6a through 6d.	7	2,036
8	Enter any penalty for underpayment of estimated tax. Check here <input type="checkbox"/> if Form 2220 is attached.	8	
9	Tax due. If the total of lines 5 and 8 is more than line 7, enter amount owed	9	
10	Overpayment. If line 7 is more than the total of lines 5 and 8, enter the amount overpaid	10	884
11	Enter the amount of line 10 to be Credited to 2014 estimated tax 884 Refunded	11	0

Part VII-A

Statements Regarding Activities

1a	During the tax year, did the foundation attempt to influence any national, state, or local legislation or did it participate or intervene in any political campaign?	1a	Yes	No
b	Did it spend more than \$100 during the year (either directly or indirectly) for political purposes (see page 19 of the instructions for definition)?	1b		No
	<i>If the answer is "Yes" to 1a or 1b, attach a detailed description of the activities and copies of any materials published or distributed by the foundation in connection with the activities.</i>			
c	Did the foundation file Form 1120-POL for this year?	1c		No
d	Enter the amount (if any) of tax on political expenditures (section 4955) imposed during the year: (1) On the foundation <input type="checkbox"/> \$ 0 (2) On foundation managers <input type="checkbox"/> \$ 0			
e	Enter the reimbursement (if any) paid by the foundation during the year for political expenditure tax imposed on foundation managers <input type="checkbox"/> \$ 0			
2	Has the foundation engaged in any activities that have not previously been reported to the IRS? <i>If "Yes," attach a detailed description of the activities.</i>	2		No
3	Has the foundation made any changes, not previously reported to the IRS, in its governing instrument, articles of incorporation, or bylaws, or other similar instruments? <i>If "Yes," attach a conformed copy of the changes</i>	3		No
4a	Did the foundation have unrelated business gross income of \$1,000 or more during the year?	4a		No
b	If "Yes," has it filed a tax return on Form 990-T for this year?	4b		
5	Was there a liquidation, termination, dissolution, or substantial contraction during the year? <i>If "Yes," attach the statement required by General Instruction T.</i>	5		No
6	Are the requirements of section 508(e) (relating to sections 4941 through 4945) satisfied either: • By language in the governing instrument, or • By state legislation that effectively amends the governing instrument so that no mandatory directions that conflict with the state law remain in the governing instrument?	6	Yes	
7	Did the foundation have at least \$5,000 in assets at any time during the year? <i>If "Yes," complete Part II, col. (c), and Part XV.</i>	7	Yes	
8a	Enter the states to which the foundation reports or with which it is registered (see instructions): <input checked="" type="checkbox"/> MI			
b	If the answer is "Yes" to line 7, has the foundation furnished a copy of Form 990-PF to the Attorney General (or designate) of each state as required by General Instruction G? <i>If "No," attach explanation.</i>	8b	Yes	
9	Is the foundation claiming status as a private operating foundation within the meaning of section 4942(j)(3) or 4942(j)(5) for calendar year 2013 or the taxable year beginning in 2013 (see instructions for Part XIV)? <i>If "Yes," complete Part XIV</i>	9		No
10	Did any persons become substantial contributors during the tax year? <i>If "Yes," attach a schedule listing their names and addresses.</i> 	10	Yes	

Part VII-A

Statements Regarding Activities *(continued)*

11	At any time during the year, did the foundation, directly or indirectly, own a controlled entity within the meaning of section 512(b)(13)? If "Yes," attach schedule (see instructions).	11		No
12	Did the foundation make a distribution to a donor advised fund over which the foundation or a disqualified person had advisory privileges? If "Yes," attach statement (see instructions)	12		No
13	Did the foundation comply with the public inspection requirements for its annual returns and exemption application? Website address ▶NONE	13	Yes	
14	The books are in care of ▶MARLENE BETTEN Telephone no ▶(616) 301-2100 Located at ▶5901 28TH ST SE GRAND RAPIDS MI ZIP +4 ▶49546			
15	Section 4947(a)(1) nonexempt charitable trusts filing Form 990-PF in lieu of Form 1041 —Check here ▶ <input type="checkbox"/> and enter the amount of tax-exempt interest received or accrued during the year ▶	15		
16	At any time during calendar year 2013, did the foundation have an interest in or a signature or other authority over a bank, securities, or other financial account in a foreign country? See instructions for exceptions and filing requirements for Form TD F 90-22.1 If "Yes", enter the name of the foreign country ▶	16	Yes	No

Part VII-B

Statements Regarding Activities for Which Form 4720 May Be Required

File Form 4720 if any item is checked in the "Yes" column, unless an exception applies.			Yes	No
1a	During the year did the foundation (either directly or indirectly) (1) Engage in the sale or exchange, or leasing of property with a disqualified person? <input type="checkbox"/> Yes <input checked="" type="checkbox"/> No (2) Borrow money from, lend money to, or otherwise extend credit to (or accept it from) a disqualified person?. <input type="checkbox"/> Yes <input checked="" type="checkbox"/> No (3) Furnish goods, services, or facilities to (or accept them from) a disqualified person? <input type="checkbox"/> Yes <input checked="" type="checkbox"/> No (4) Pay compensation to, or pay or reimburse the expenses of, a disqualified person? <input type="checkbox"/> Yes <input checked="" type="checkbox"/> No (5) Transfer any income or assets to a disqualified person (or make any of either available for the benefit or use of a disqualified person)?. <input type="checkbox"/> Yes <input checked="" type="checkbox"/> No (6) Agree to pay money or property to a government official? (Exception. Check "No" if the foundation agreed to make a grant to or to employ the official for a period after termination of government service, if terminating within 90 days). <input type="checkbox"/> Yes <input checked="" type="checkbox"/> No			
b	If any answer is "Yes" to 1a(1)–(6), did any of the acts fail to qualify under the exceptions described in Regulations section 53.4941(d)-3 or in a current notice regarding disaster assistance (see page 20 of the instructions)?. . . Organizations relying on a current notice regarding disaster assistance check here. ▶ <input type="checkbox"/>	1b		
c	Did the foundation engage in a prior year in any of the acts described in 1a, other than excepted acts, that were not corrected before the first day of the tax year beginning in 2013?.	1c		No
2	Taxes on failure to distribute income (section 4942) (does not apply for years the foundation was a private operating foundation defined in section 4942(j)(3) or 4942(j)(5))			
a	At the end of tax year 2013, did the foundation have any undistributed income (lines 6d and 6e, Part XIII) for tax year(s) beginning before 2013?. <input type="checkbox"/> Yes <input checked="" type="checkbox"/> No If "Yes," list the years ▶ 20____, 20____, 20____, 20____			
b	Are there any years listed in 2a for which the foundation is not applying the provisions of section 4942(a)(2) (relating to incorrect valuation of assets) to the year's undistributed income? (If applying section 4942(a)(2) to all years listed, answer "No" and attach statement—see instructions).	2b		
c	If the provisions of section 4942(a)(2) are being applied to any of the years listed in 2a, list the years here ▶ 20____, 20____, 20____, 20____			
3a	Did the foundation hold more than a 2% direct or indirect interest in any business enterprise at any time during the year?. <input type="checkbox"/> Yes <input checked="" type="checkbox"/> No			
b	If "Yes," did it have excess business holdings in 2013 as a result of (1) any purchase by the foundation or disqualified persons after May 26, 1969, (2) the lapse of the 5-year period (or longer period approved by the Commissioner under section 4943(c)(7)) to dispose of holdings acquired by gift or bequest, or (3) the lapse of the 10-, 15-, or 20-year first phase holding period? (<i>Use Schedule C, Form 4720, to determine if the foundation had excess business holdings in 2013.</i>).	3b		
4a	Did the foundation invest during the year any amount in a manner that would jeopardize its charitable purposes?	4a		No
b	Did the foundation make any investment in a prior year (but after December 31, 1969) that could jeopardize its charitable purpose that had not been removed from jeopardy before the first day of the tax year beginning in 2013?	4b		No

Part VII-B

Statements Regarding Activities for Which Form 4720 May Be Required (continued)

5a

During the year did the foundation pay or incur any amount to

(1)

Carry on propaganda, or otherwise attempt to influence legislation (section 4945(e))?

YesNo

(2)

Influence the outcome of any specific public election (see section 4955), or to carry on, directly or indirectly, any voter registration drive?

YesNo

(3)

Provide a grant to an individual for travel, study, or other similar purposes?

YesNo

(4)

Provide a grant to an organization other than a charitable, etc , organization described in section 509(a)(1), (2), or (3), or section 4940(d)(2)? (see instructions).

YesNo

(5)

Provide for any purpose other than religious, charitable, scientific, literary, or educational purposes, or for the prevention of cruelty to children or animals?

YesNo

b

If any answer is "Yes" to 5a(1)–(5), did **any** of the transactions fail to qualify under the exceptions described in Regulations section 53.4945 or in a current notice regarding disaster assistance (see instructions)?

5b

Organizations relying on a current notice regarding disaster assistance check here.

c

If the answer is "Yes" to question 5a(4), does the foundation claim exemption from the tax because it maintained expenditure responsibility for the grant?

YesNo

If "Yes," attach the statement required by Regulations section 53.4945–5(d).

6a

Did the foundation, during the year, receive any funds, directly or indirectly, to pay premiums on a personal benefit contract?

YesNo

b

Did the foundation, during the year, pay premiums, directly or indirectly, on a personal benefit contract?

6b

No

If "Yes" to 6b, file Form 8870.

7a

At any time during the tax year, was the foundation a party to a prohibited tax shelter transaction?

YesNo

b

If yes, did the foundation receive any proceeds or have any net income attributable to the transaction?

7b

Part VIII

Information About Officers, Directors, Trustees, Foundation Managers, Highly Paid Employees, and Contractors

1

List all officers, directors, trustees, foundation managers and their compensation (see instructions).

(a) Name and address	(b) Title, and average hours per week devoted to position	(c) Compensation (If not paid, enter -0-)	(d) Contributions to employee benefit plans and deferred compensation	(e) Expense account, other allowances
See Additional Data Table				

2

Compensation of five highest-paid employees (other than those included on line 1—see instructions). If none, enter "NONE."

(a) Name and address of each employee paid more than \$50,000	(b) Title, and average hours per week devoted to position	(c) Compensation	(d) Contributions to employee benefit plans and deferred compensation	(e) Expense account, other allowances
NONE				

Total number of other employees paid over \$50,000.

0

Form 990-PF (2013)

Part VIII

Information About Officers, Directors, Trustees, Foundation Managers, Highly Paid Employees, and Contractors (continued)

3 Five highest-paid independent contractors for professional services (see instructions). If none, enter "NONE".		
(a) Name and address of each person paid more than \$50,000	(b) Type of service	(c) Compensation
NONE		
Total number of others receiving over \$50,000 for professional services.		0

Part IX-A

Summary of Direct Charitable Activities

List the foundation's four largest direct charitable activities during the tax year. Include relevant statistical information such as the number of organizations and other beneficiaries served, conferences convened, research papers produced, etc.	Expenses
1 NONE	0
2	
3	
4	

Part IX-B

Summary of Program-Related Investments (see instructions)

Describe the two largest program-related investments made by the foundation during the tax year on lines 1 and 2	Amount
1 NONE	0
2	
All other program-related investments. See page 24 of the instructions.	
3	
Total. Add lines 1 through 3.	0

Part X

Minimum Investment Return (All domestic foundations must complete this part. Foreign foundations, see instructions.)

1	Fair market value of assets not used (or held for use) directly in carrying out charitable, etc , purposes		
a	Average monthly fair market value of securities.	1a	2,813,146
b	Average of monthly cash balances.	1b	780,441
c	Fair market value of all other assets (see instructions).	1c	1,277
d	Total (add lines 1a, b, and c).	1d	3,594,864
e	Reduction claimed for blockage or other factors reported on lines 1a and 1c (attach detailed explanation).	1e	0
2	Acquisition indebtedness applicable to line 1 assets.	2	0
3	Subtract line 2 from line 1d.	3	3,594,864
4	Cash deemed held for charitable activities Enter 1 1/2% of line 3 (for greater amount, see instructions).	4	53,923
5	Net value of noncharitable-use assets. Subtract line 4 from line 3 Enter here and on Part V, line 4	5	3,540,941
6	Minimum investment return. Enter 5% of line 5.	6	177,047

Part XI

Distributable Amount (see instructions) (Section 4942(j)(3) and (j)(5) private operating foundations and certain foreign organizations check here ☐ and do not complete this part.)

1	Minimum investment return from Part X, line 6.	1	177,047
2a	Tax on investment income for 2013 from Part VI, line 5.	2a	1,152
b	Income tax for 2013 (This does not include the tax from Part VI).	2b	
c	Add lines 2a and 2b.	2c	1,152
3	Distributable amount before adjustments Subtract line 2c from line 1.	3	175,895
4	Recoveries of amounts treated as qualifying distributions.	4	0
5	Add lines 3 and 4.	5	175,895
6	Deduction from distributable amount (see instructions).	6	0
7	Distributable amount as adjusted Subtract line 6 from line 5 Enter here and on Part XIII, line 1.	7	175,895

Part XII

Qualifying Distributions (see instructions)

1	Amounts paid (including administrative expenses) to accomplish charitable, etc , purposes		
a	Expenses, contributions, gifts, etc —total from Part I, column (d), line 26.	1a	263,335
b	Program-related investments—total from Part IX-B.	1b	0
2	Amounts paid to acquire assets used (or held for use) directly in carrying out charitable, etc , purposes.	2	
3	Amounts set aside for specific charitable projects that satisfy the		
a	Suitability test (prior IRS approval required).	3a	
b	Cash distribution test (attach the required schedule).	3b	
4	Qualifying distributions. Add lines 1a through 3b Enter here and on Part V, line 8, and Part XIII, line 4	4	263,335
5	Foundations that qualify under section 4940(e) for the reduced rate of tax on net investment income Enter 1% of Part I, line 27b (see instructions).	5	1,152
6	Adjusted qualifying distributions. Subtract line 5 from line 4.	6	262,183
Note: The amount on line 6 will be used in Part V, column (b), in subsequent years when calculating whether the foundation qualifies for the section 4940(e) reduction of tax in those years			

Part XIII

Undistributed Income (see instructions)

	(a) Corpus	(b) Years prior to 2012	(c) 2012	(d) 2013
1 Distributable amount for 2013 from Part XI, line 7				175,895
2 Undistributed income, if any, as of the end of 2013				
a Enter amount for 2012 only.			0	
b Total for prior years 20____, 20____, 20____		0		
3 Excess distributions carryover, if any, to 2013				
a From 2008.				
b From 2009.				
c From 2010.				1,417
d From 2011.				
e From 2012.				130,358
f Total of lines 3a through e.	131,775			
4 Qualifying distributions for 2013 from Part XII, line 4 ▶ \$ 263,335				
a Applied to 2012, but not more than line 2a			0	
b Applied to undistributed income of prior years (Election required—see instructions).		0		
c Treated as distributions out of corpus (Election required—see instructions).	0			
d Applied to 2013 distributable amount.				175,895
e Remaining amount distributed out of corpus	87,440			
5 Excess distributions carryover applied to 2013 (If an amount appears in column (d), the same amount must be shown in column (a).)	0			0
6 Enter the net total of each column as indicated below:				
a Corpus Add lines 3f, 4c, and 4e Subtract line 5	219,215			
b Prior years' undistributed income Subtract line 4b from line 2b.		0		
c Enter the amount of prior years' undistributed income for which a notice of deficiency has been issued, or on which the section 4942(a) tax has been previously assessed.		0		
d Subtract line 6c from line 6b Taxable amount—see instructions.		0		
e Undistributed income for 2012 Subtract line 4a from line 2a Taxable amount—see instructions.			0	
f Undistributed income for 2013 Subtract lines 4d and 5 from line 1 This amount must be distributed in 2014.				0
7 Amounts treated as distributions out of corpus to satisfy requirements imposed by section 170(b)(1)(F) or 4942(g)(3) (see instructions).	0			
8 Excess distributions carryover from 2008 not applied on line 5 or line 7 (see instructions).	0			
9 Excess distributions carryover to 2014. Subtract lines 7 and 8 from line 6a.	219,215			
10 Analysis of line 9				
a Excess from 2009.				
b Excess from 2010.				1,417
c Excess from 2011.				
d Excess from 2012.				130,358
e Excess from 2013.				87,440

Part XIV

4942(j)(3) or 4942(j)(5)

3 Complete 3a, b, or c for the alternative test relied upon

a "Assets" alternative test—enter

(1) Value of all assets

(2) Value of assets qualifying under section 4942(j)(3)(B)(i)

b "Endowment" alternative test— enter 2/3 of minimum investment return shown in Part X, line 6 for each year listed. . . .

c "Support" alternative test—enter

(1) Total support other than gross investment income (interest, dividends, rents, payments on securities loans (section 512(a)(5)), or royalties)

(2) Support from general public and 5 or more exempt organizations as provided in section 4942(j)(3)(B)(iii).

(3) Largest amount of support from an exempt organization

(4) Gross investment income

Part XV

1

See Additional Data Table

• List any managers of the foundation who own 10% or more of the stock of a corporation (or an equally large portion of the ownership of a partnership or other entity) of which the foundation has a 10% or greater interest

2

Check here ☒ if the foundation only makes contributions to preselected charitable organizations and does not accept unsolicited requests for funds. If the foundation makes gifts, grants, etc. (see instructions) to individuals or organizations under other conditions, complete items 2a, b, c, and d.

a The name, address, and telephone number of the person to whom applications should be addressed

b The form in which applications should be submitted and information and materials they should include

c Any submission deadlines

d Any restrictions or limitations on awards, such as by geographical areas, charitable fields, kinds of institutions, or other factors

Part XV

Supplementary Information (continued)

3 Grants and Contributions Paid During the Year or Approved for Future Payment

Recipient	If recipient is an individual, show any relationship to any foundation manager or substantial contributor	Foundation status of recipient	Purpose of grant or contribution	Amount
Name and address (home or business)				
a Paid during the year See Additional Data Table				
Total			3a	260,450
b Approved for future payment				
Total			3b	0

Enter gross amounts unless otherwise indicated

Part XVI-B Relationship of Activities to the Accomplishment of Exempt Purposes

Form **990-PF** (2013)

Form 990PF Part VIII Line 1 - List all officers, directors, trustees, foundation managers and their compensation

(a) Name and address	(b) Title, and average hours per week devoted to position	(c) Compensation (If not paid, enter -0-)	(d) Contributions to employee benefit plans and deferred compensation	(e) Expense account, other allowances
MARLENE BETTEN	PRESIDENT 0 50	0	0	0
5901 28TH ST SE GRAND RAPIDS, MI 49546				
LAURA LAMER	SECRETARY 0 50	0	0	0
5901 28TH ST SE GRAND RAPIDS, MI 49546				
ALICE SCHOLTEN	TREASURER 0 50	0	0	0
5901 28TH ST SE GRAND RAPIDS, MI 49546				
RODNEY BETTEN	DIRECTOR 0 50	0	0	0
5901 28TH ST SE GRAND RAPIDS, MI 49546				
GREGORY BETTEN	DIRECTOR 0 50	0	0	0
5901 28TH ST SE GRAND RAPIDS, MI 49546				


Form 990PF Part XV Line 1a - List any managers of the foundation who have contributed more than 2% of the total contributions received by the foundation before the close of any tax year (but only if they have contributed more than \$5,000).

MARLENE BETTEN
LAURA LAMER
ALICE SCHOLTEN

Form 990PF Part XV Line 3 - Grants and Contributions Paid During the Year or Approved for Future Payment

Recipient	If recipient is an individual, show any relationship to any foundation manager or substantial contributor	Foundation status of recipient	Purpose of grant or contribution	Amount
Name and address (home or business)				
a <i>Paid during the year</i>				
ADA CHRISTIAN SCHOOL 6206 ADA DRIVE GRAND RAPIDS,MI 49546		NON-PROFIT	CHARITABLE CONTRIBUTION	5,000
AMERICAN CANCER SOCIETY 400 ANN ST NW GRAND RAPIDS,MI 49504		NON-PROFIT	CHARITABLE CONTRIBUTION	250
AMERICAN HEART ASSOCIATION 7272 GREENVILLE AVENUE DALLAS,TX 75231		NON-PROFIT	CHARITABLE CONTRIBUTION	250
AMERICAN RED CROSS 1050 FULLER NE GRAND RAPIDS,MI 49503		NON-PROFIT	CHARITABLE CONTRIBUTION	250
ANCHOR POINT CHRISTIAN SCHOOLS 601 36TH STREET WYOMING,MI 49509		NON-PROFIT	CHARITABLE CONTRIBUTION	500
BACK TO GOD HOUR 6555 WEST COLLEGE DRIVE PALOS HEIGHTS,IL 60463		NON-PROFIT	CHARITABLE CONTRIBUTION	5,000
BETHANY CHRISTIAN SERVICES 901 EASTERN AVE NE GRAND RAPIDS,MI 49503		NON-PROFIT	CHARITABLE CONTRIBUTION	1,500
BIBLE LEAGUE 5535 EGYPT VALLEY NE CANNON TOWNSHIP,MI 49306		NON-PROFIT	CHARITABLE CONTRIBUTION	800
BSF INTERNATIONAL 19001 HUEBNER ROAD SAN ANTONIO,TX 782584019		NON-PROFIT	CHARITABLE CONTRIBUTION	2,000
CALVIN CHRISTIAN SCHOOL 3750 IVANREST GRANDVILLE,MI 49418		NON-PROFIT	CHARITABLE CONTRIBUTION	5,000
CAMP GENEVA 3995 LAKESHORE DRIVE HOLLAND,MI 49424		NON-PROFIT	CHARITABLE CONTRIBUTION	500
CAMP ROGER 8356 BELDING RD ROCKFORD,MI 49341		NON-PROFIT	CHARITABLE CONTRIBUTION	1,000
CAMP TALL TURF 816 MADISON AVE SE GRAND RAPIDS,MI 49507		NON-PROFIT	CHARITABLE CONTRIBUTION	1,500
CAMPUS CRUSADES FOR CHRIST 3029 WESTNOR COURT COLUMBUS,OH 43204		NON-PROFIT	CHARITABLE CONTRIBUTION	2,000
CASCADE CHRISTIAN REFORMED CHURCH 6655 CASCADE SE GRAND RAPIDS,MI 49546		NON-PROFIT	CHARITABLE CONTRIBUTION	107,400
Total  3a				260,450


Form 990PF Part XV Line 3 - Grants and Contributions Paid During the Year or Approved for Future Payment

Recipient	If recipient is an individual, show any relationship to any foundation manager or substantial contributor	Foundation status of recipient	Purpose of grant or contribution	Amount
Name and address (home or business)				
a Paid during the year				
CELEBRATION COMMUNITY CHURCH 1260 WEST SHERMAN BLVD MUSKEGON,MI 49441		NON-PROFIT	CHARTIABLE CONTRIBUTION	50,000
CHAPLAIN SERVICES INC 3351 CLAYSTONE SE GRAND RAPIDS,MI 49546		NON-PROFIT	CHARITABLE CONTRIBUTION	1,000
CHRISTIAN COUNSELING CENTER 3355 EAGLE PARK DR NE GRAND RAPIDS,MI 49525		NON-PROFIT	CHARITABLE CONTRIBUTION	2,000
CHRISTIAN LEARNING CENTER 4340 BURLINGAME SW WYOMING,MI 49509		NON-PROFIT	CHARITABLE CONTRIBUTION	2,000
CHRISTIAN REFORMED CHURCH 2850 KALAMAZOO AV SE GRAND RAPIDS,MI 49560		NON-PROFIT	CHARITABLE CONTRIBUTION	2,000
CHRISTIAN REFORMED CONFERENCE GROUNDS 12253 LAKE SHORE DRIVE GRAND HAVEN,MI 49417		NON-PROFIT	CHARITABLE CONTRIBUTION	12,500
CHRISTIAN REFORMED HOME MISSIONS 2850 KALAMAZOO AV SE GRAND RAPIDS,MI 49560		NON-PROFIT	CHARITABLE CONTRIBUTION	4,000
CHRISTIAN REFORMED WORLD RELIEF 2850 KALAMAZOO AV SE GRAND RAPIDS,MI 49560		NON-PROFIT	CHARITABLE CONTRIBUTION	4,000
CRIMINAL JUSTICE CHAPLAINCY 207 E FULTON ST GRAND RAPIDS,MI 49503		NON-PROFIT	CHARITABLE CONTRIBUTION	1,200
CROSSROAD BIBLE INSTITUTE PO BOX 900 GRAND RAPIDS,MI 49509		NON-PROFIT	CHARITABLE CONTRIBUTION	1,000
DEVOS CHILDRENS HOSPITAL 100 MICHIGAN NE GRAND RAPIDS,MI 49503		NON-PROFIT	CHARITABLE CONTRIBUTION	500
EVERGREEN MINISTRIES 4512 48TH AVE HUDSONVILLE,MI 49426		NON-PROFIT	CHARITABLE CONTRIBUTION	200
GARFIELD PARK NEIGHBORHOOD ASSOC 334 ARDMORE ST SE GRAND RAPIDS,MI 49507		NON-PROFIT	CHARITABLE CONTRIBUTION	250
GRAND RAPIDS CHRISTIAN SCHOOLS 1812 SYLVAN AVE SE GRAND RAPIDS,MI 49506		NON-PROFIT	CHARITABLE CONTRIBUTION	3,500
GRANDVILLE CHRISTIAN SCHOOL 3934 WILSON AVE SW GRANDVILLE,MI 49418		NON-PROFIT	CHARITABLE CONTRIBUTION	5,000
Total  3a				260,450

Form 990PF Part XV Line 3 - Grants and Contributions Paid During the Year or Approved for Future Payment

Recipient	If recipient is an individual, show any relationship to any foundation manager or substantial contributor	Foundation status of recipient	Purpose of grant or contribution	Amount
Name and address (home or business)				
a <i>Paid during the year</i>				
GUIDING LIGHT MISSION 255 S DIVISION AVE GRAND RAPIDS, MI 49503		NON-PROFIT	CHARITABLE CONTRIBUTION	4,500
INNER CITY CHRISTIAN FEDERATION 515 JEFFERSON SE GRAND RAPIDS, MI 49503		NON-PROFIT	CHARITABLE CONTRIBUTION	2,000
KUYPER COLLEGE 3333 EAST BELTLINE NE GRAND RAPIDS, MI 49525		NON-PROFIT	CHARITABLE CONTRIBUTION	250
LEGACY CHRISTIAN SCHOOL 520 68TH STREET SE GRAND RAPIDS, MI 49548		NON-PROFIT	CHARITABLE CONTRIBUTION	350
MISSION INDIA 3125 28TH SW SUITE 3 GRANDVILLE, MI 49418		NON-PROFIT	CHARITABLE CONTRIBUTION	1,500
MOODY RADIO WEST MICHIGAN 3764 84TH AVE BOX 40 ZEELAND, MI 49464		NON-PROFIT	CHARITABLE CONTRIBUTION	1,000
NATIONAL MULTIPLE SCLEROSIS SOCIETY 21311 CIVIC CENTER DRIVE SOUTHFIELD, MI 48076		NON-PROFIT	CHARITABLE CONTRIBUTION	1,000
PARTNERS WORLDWIDE 6139 TAHOE DR SE GRAND RAPIDS, MI 49546		NON-PROFIT	CHARITABLE CONTRIBUTION	6,000
POTTERS HOUSE CHRISTIAN SCHOOL 810 VAN RAALTE DR SW GRAND RAPIDS, MI 49509		NON-PROFIT	CHARITABLE CONTRIBUTION	3,000
PREGNANCY RESOURCE CENTER 415 CHERRY STREET SE GRAND RAPIDS, MI 49503		NON-PROFIT	CHARITABLE CONTRIBUTION	500
REHOBOTH CHRISTIAN SCHOOL PO BOX 41 REHOBOTH, NM 87322		NON-PROFIT	CHARITABLE CONTRIBUTION	3,000
RIGHT TO LIFE OF MICHIGAN 2340 PORTER STREET SW GRAND RAPIDS, MI 49509		NON-PROFIT	CHARITABLE CONTRIBUTION	2,000
ROSELAND CHRISTIAN MINISTRIES 10858 S MICHIGAN AVE CHICAGO, IL 60628		NON-PROFIT	CHARITABLE CONTRIBUTION	500
SAFE HAVEN MINISTRIES 3501 LAKE EASTBROOK BLVD SE GRAND RAPIDS, MI 49546		NON-PROFIT	CHARITABLE CONTRIBUTION	250
SEA TO SEA 2850 KALAMAZOO AVE GRAND RAPIDS, MI 49560		NON-PROFIT	CHARITABLE CONTRIBUTION	5,000
Total  3a				260,450

Form 990PF Part XV Line 3 - Grants and Contributions Paid During the Year or Approved for Future Payment

Recipient	If recipient is an individual, show any relationship to any foundation manager or substantial contributor	Foundation status of recipient	Purpose of grant or contribution	Amount
Name and address (home or business)				
a <i>Paid during the year</i>				
THE BANNER 2850 KALAMAZOO AV SE GRAND RAPIDS, MI 49560		NON-PROFIT	CHARITABLE CONTRIBUTION	500
THE LUKE SOCIETY 3409 GATEWAY BLVD SIOUX FALLS, SD 57106		NON-PROFIT	CHARITABLE CONTRIBUTION	1,500
THE RAFIKI FOUNDATION INC PO BOX 1988 EUSTIS, FL 32727		NON-PROFIT	CHARITABLE CONTRIBUTION	1,500
THE TRACT LEAGUE 2627 ELMRIDGE DRIVE GRAND RAPIDS, MI 49534		NON-PROFIT	CHARITABLE CONTRIBUTION	500
UNITED WAY 118 COMMERCE SW GRAND RAPIDS, MI 49503		NON-PROFIT	CHARITABLE CONTRIBUTION	500
WEDGEWOOD CHRISTIAN SERVICES 3300 36TH ST SE GRAND RAPIDS, MI 49512		NON-PROFIT	CHARITABLE CONTRIBUTION	1,500
YOUTH FOR CHRIST 7086 8TH AVE GEORGETOWN TOWNSHIP, MI 49428		NON-PROFIT	CHARITABLE CONTRIBUTION	1,000
YOUTH UNLIMITED 1333 ALGER ST SE GRAND RAPIDS, MI 49507		NON-PROFIT	CHARITABLE CONTRIBUTION	500
Total  3a				260,450

<div>Schedule B</div> <div>(Form 990, 990-EZ, or 990-PF)</div> <div>Department of the Treasury Internal Revenue Service</div>	<div>Schedule of Contributors</div> <div>▶ Attach to Form 990, 990-EZ, or 990-PF.</div> <div>▶ Information about Schedule B (Form 990, 990-EZ, or 990-PF) and its instructions is at www.irs.gov/form990.</div>	<div>OMB No 1545-0047</div> <div>2013</div>

<div>Name of the organization</div> <div>MARION & MARLENE BETTEN FOUNDATION</div>	<div>Employer identification number</div> <div>38-2848189</div>
---	---

Organization type (check one)

Filers of:	Section:
Form 990 or 990-EZ	<div><input type="checkbox"/> 501(c)() (enter number) organization</div> <div><input type="checkbox"/> 4947(a)(1) nonexempt charitable trust not treated as a private foundation</div> <div><input type="checkbox"/> 527 political organization</div>
Form 990-PF	<div><input checked="" type="checkbox"/> 501(c)(3) exempt private foundation</div> <div><input type="checkbox"/> 4947(a)(1) nonexempt charitable trust treated as a private foundation</div> <div><input type="checkbox"/> 501(c)(3) taxable private foundation</div>

Check if your organization is covered by the **General Rule** or a **Special Rule**.
Note. Only a section 501(c)(7), (8), or (10) organization can check boxes for both the General Rule and a Special Rule. See instructions.

General Rule

☒ For an organization filing Form 990, 990-EZ, or 990-PF that received, during the year, \$5,000 or more (in money or property) from any one contributor. Complete Parts I and II.

Special Rules

- ☐ For a section 501(c)(3) organization filing Form 990 or 990-EZ that met the 33¹/₃% support test of the regulations under sections 509(a)(1) and 170(b)(1)(A)(vi) and received from any one contributor, during the year, a contribution of the greater of **(1)** \$5,000 or **(2)** 2% of the amount on (i) Form 990, Part VIII, line 1h, or (ii) Form 990-EZ, line 1. Complete Parts I and II.
- ☐ For a section 501(c)(7), (8), or (10) organization filing Form 990 or 990-EZ that received from any one contributor, during the year, total contributions of more than \$1,000 for use *exclusively* for religious, charitable, scientific, literary, or educational purposes, or for the prevention of cruelty to children or animals. Complete Parts I, II, and III.
- ☐ For a section 501(c)(7), (8), or (10) organization filing Form 990 or 990-EZ that received from any one contributor, during the year, contributions for use *exclusively* for religious, charitable, etc., purposes, but these contributions did not total more than \$1,000. If this box is checked, enter here the total contributions that were received during the year for an *exclusively* religious, charitable, etc., purpose. Do not complete any of the parts unless the **General Rule** applies to this organization because it received *nonexclusively* religious, charitable, etc., contributions of \$5,000 or more during the year. ▶ \$ _____

Caution. An organization that is not covered by the General Rule and/or the Special Rules does not file Schedule B (Form 990, 990-EZ, or 990-PF), but it **must** answer “No” on Part IV, line 2, of its Form 990, or check the box on line H of its Form 990-EZ or on its Form 990PF, Part I, line 2, to certify that it does not meet the filing requirements of Schedule B (Form 990, 990-EZ, or 990-PF).

Schedule B (Form 990, 990-EZ, or 990-PF) (2013)

Name of organization MARION & MARLENE BETTEN FOUNDATION	Employer identification number 38-2848189
---	---

Part II	Noncash Property (see instructions) Use duplicate copies of Part II if additional space is needed		
(a) No. from Part I	(b) Description of noncash property given	(c) FMV (or estimate) (see instructions)	(d) Date received
_____	_____ _____ _____ _____	\$ _____	_____
(a) No. from Part I	(b) Description of noncash property given	(c) FMV (or estimate) (see instructions)	(d) Date received
_____	_____ _____ _____ _____	\$ _____	_____
(a) No. from Part I	(b) Description of noncash property given	(c) FMV (or estimate) (see instructions)	(d) Date received
_____	_____ _____ _____ _____	\$ _____	_____
(a) No. from Part I	(b) Description of noncash property given	(c) FMV (or estimate) (see instructions)	(d) Date received
_____	_____ _____ _____ _____	\$ _____	_____
(a) No. from Part I	(b) Description of noncash property given	(c) FMV (or estimate) (see instructions)	(d) Date received
_____	_____ _____ _____ _____	\$ _____	_____
(a) No. from Part I	(b) Description of noncash property given	(c) FMV (or estimate) (see instructions)	(d) Date received
_____	_____ _____ _____ _____	\$ _____	_____

Name of organization MARION & MARLENE BETTEN FOUNDATION	Employer identification number 38-2848189
---	---

Part III

Exclusively religious, charitable, etc., individual contributions to section 501(c)(7), (8), or (10) organizations that total more than \$1,000 for the year. Complete columns (a) through (e) and the following line entry

For organizations completing Part III, enter the total of *exclusively* religious, charitable, etc , contributions of **\$1,000 or less** for the year (Enter this information once See instructions) ▶ \$

Use duplicate copies of Part III if additional space is needed

(a) No. from Part I	(b) Purpose of gift	(c) Use of gift	(d) Description of how gift is held
—	<div></div> <div></div> <div></div>	<div></div> <div></div> <div></div>	<div></div> <div></div> <div></div>
	(e) Transfer of gift		
	Transferee's name, address, and ZIP 4		Relationship of transferor to transferee
<div></div> <div></div>		<div></div> <div></div> <div></div>	

(a) No. from Part I	(b) Purpose of gift	(c) Use of gift	(d) Description of how gift is held
—	<div></div> <div></div> <div></div>	<div></div> <div></div> <div></div>	<div></div> <div></div> <div></div>
	(e) Transfer of gift		
	Transferee's name, address, and ZIP 4		Relationship of transferor to transferee
<div></div> <div></div>		<div></div> <div></div> <div></div>	

(a) No. from Part I	(b) Purpose of gift	(c) Use of gift	(d) Description of how gift is held
—	<div></div> <div></div> <div></div>	<div></div> <div></div> <div></div>	<div></div> <div></div> <div></div>
	(e) Transfer of gift		
	Transferee's name, address, and ZIP 4		Relationship of transferor to transferee
<div></div> <div></div>		<div></div> <div></div> <div></div>	

(a) No. from Part I	(b) Purpose of gift	(c) Use of gift	(d) Description of how gift is held
—	<div></div> <div></div> <div></div>	<div></div> <div></div> <div></div>	<div></div> <div></div> <div></div>
	(e) Transfer of gift		
	Transferee's name, address, and ZIP 4		Relationship of transferor to transferee
<div></div> <div></div>		<div></div> <div></div> <div></div>	

TY 2013 Accounting Fees Schedule

Name: MARION & MARLENE BETTEN FOUNDATION

EIN: 38-2848189

Category	Amount	Net Investment Income	Adjusted Net Income	Disbursements for Charitable Purposes
ACCOUNTING	2,365	0		2,365

**TY 2013 Investments Corporate
Stock Schedule****Name:** MARION & MARLENE BETTEN FOUNDATION**EIN:** 38-2848189

Name of Stock	End of Year Book Value	End of Year Fair Market Value
FIDELITY INVESTMENTS	1,772,540	2,191,442
WELLS FARGO SECURITIES	699,711	887,775

TY 2013 Other Assets Schedule

Name: MARION & MARLENE BETTEN FOUNDATION

EIN: 38-2848189

Description	Beginning of Year - Book Value	End of Year - Book Value	End of Year - Fair Market Value
DIVIDEND RECEIVABLE	1,327	1,226	1,226

TY 2013 Other Expenses Schedule

Name: MARION & MARLENE BETTEN FOUNDATION

EIN: 38-2848189

Description	Revenue and Expenses per Books	Net Investment Income	Adjusted Net Income	Disbursements for Charitable Purposes
MISCELLANEOUS	520	0		520

TY 2013 Other Increases Schedule

Name: MARION & MARLENE BETTEN FOUNDATION

EIN: 38-2848189

Description	Amount
NON TAXABLE NON-DIVIDEND DISTRIBUTIONS	370

TY 2013 Other Professional Fees Schedule

Name: MARION & MARLENE BETTEN FOUNDATION

EIN: 38-2848189

Category	Amount	Net Investment Income	Adjusted Net Income	Disbursements for Charitable Purposes
BROKERAGE FEES	22,620	22,620		0

TY 2013 Substantial Contributors Schedule**Name:** MARION & MARLENE BETTEN FOUNDATION**EIN:** 38-2848189

Name	Address
MARLENE BETTEN	1880 TALAMORE CT GRAND RAPIDS, MI 49546
BETTEN IMPORTS	5901 28TH ST SE GRAND RAPIDS, MI 49546
COURTESY MOTORS INC	440 28TH ST SE GRAND RAPIDS, MI 49548

TY 2013 Taxes Schedule**Name:** MARION & MARLENE BETTEN FOUNDATION**EIN:** 38-2848189

Category	Amount	Net Investment Income	Adjusted Net Income	Disbursements for Charitable Purposes
FOREIGN TAX	1,377	1,377		0
EXCISE TAX	2,000	0		0



2013 Informational Tax Reporting Statement

MARION & MARLENE BETTEN FNDTN

Account No **614-310999** Customer Service 616-261-2800

Recipient ID No **38-2848189** Payer's Fed ID Number 04-3523567

Note: This information is not reported to the IRS. It may assist you in tax return preparation.

2013 Proceeds from Broker and Barter Exchange Transactions*

Long-term transactions

(IRS Form 1099-B box numbers are shown below in **bold type**)

8 Description, 1d Stock or Other Symbol, CUSIP										
Action	1a Date of Sale or Exchange	1b Date of Acquisition	1e Quantity Sold	2a Sales Price of Stocks, Bonds, etc (b)	3 Cost or Other Basis (a)	Gain/Loss (-)	5 Wash Sale Loss Disallowed	4 Federal Income Tax Withheld	13 State Tax	15 State Tax Withheld
BLACKROCK LATIN AMERICA FD CL A, MDLTX, 09250X105										
Sale	12/06/13	12/28/10	351 150	18,235 22	25,426 78	-7,191 56				
FIDELITY INFLATION PROTECTED BOND, FINPX, 316146604										
Sale	12/06/13	03/03/05	1,639 344	20,000 00	18,417 87	1,582 13				
FIDELITY NEW MARKET SINCOME, FNMIX, 315910836										
Sale	12/06/13	06/18/10	1,276 324	20,000 00	19,489 47	510 53				
GOLDMAN SACHS BRIC FD CL A, GBRAX, 38143H555										
Sale	12/06/13	various	2,064.162	26,916.67	26,617 33	299.34				
GOOGLE INC CL A, GOOG, 38259P508										
Sale	07/22/13	02/11/10	15 000	13,566 81	7,981.74	5,585 07				
PIMCO COMMODITY REAL RETURN CL D, PCRD, 722005550										
Sale	10/30/13	various	12,124 808	68,505.17	98,000.00	-29,494.83				
PIMCO INVESTMENT GRADE CORP BOND CL D, PBDD, 722008505										
Sale	12/06/13	02/11/10	945 180	10,000.00	9,892 74	107 26				
PIMCO MORTGAGE BACKED SEC CL D, PTMD, 693391724										
Sale	12/06/13	02/11/10	487 329	5,000 00	5,086.23	-86 23				

*Our records indicate that you are an exempt recipient for 1099 reporting purposes. This statement provided is based on IRS information reporting requirements for individuals as of the preparation date and is NOT furnished to the IRS. You may be subject to different income tax reporting requirements. Please contact your tax advisor if you have any questions.





2013 Informational Tax Reporting Statement

MARION & MARLENE BETTEN FNDTN

Account No **614-310999** Customer Service 616-261-2800

Recipient ID No **38-2848189** Payer's Fed ID Number 04-3523567

Note: This information is not reported to the IRS. It may assist you in tax return preparation.

2013 Proceeds from Broker and Barter Exchange Transactions*

Long-term transactions

(IRS Form 1099-B box numbers are shown below in **bold type**)

8 Description, 1d Stock or Other Symbol, CUSIP										
Action	1a Date of Sale or Exchange	1b Date of Acquisition	1e Quantity Sold	2a Sales Price of Stocks, Bonds, etc (b)	3 Cost or Other Basis (a)	Gain/Loss (-)	5 Wash Sale Loss Disallowed	4 Federal Income Tax Withheld	13 State	15 State Tax Withheld
TOTALS				182,223.87	210,912.16			0.00		
				Long-Term Realized Gain		8,084.33				
				Long-Term Realized Loss		-36,772.62				
				Wash Sale Loss Disallowed			0.00			

(a) Cost or other basis provided may include adjustments including, but not limited to, dividend reinvestment, return of capital/principal, wash sale loss disallowed, amortization, accretion, acquisition premium, bond premium, market discount, market premium, and option premium

(b) Gross proceeds less commissions

*Our records indicate that you are an exempt recipient for 1099 reporting purposes. This statement provided is based on IRS information reporting requirements for individuals as of the preparation date and is NOT furnished to the IRS. You may be subject to different income tax reporting requirements. Please contact your tax advisor if you have any questions.



2013 ENHANCED SUMMARY

Page 5 of 57

As of Date: 2/07/14

MARION & MARLENE BETTEN
FOUNDATION
1880 TALAMORE COURT SE
GRAND RAPIDS MI 49546-6907

Your Financial Advisor :
BRUCE PIENTON
2025 E BELTLINE SE
SUITE 501
GRAND RAPIDS MI 49546
(616) 975-2020

Account Number: 1497-3186

Year-End Account Summary

**This information is NOT provided to the Internal Revenue Service, but is being provided to you for courtesy purposes.
Please consult with your Financial Advisor or Tax Advisor regarding specific questions.**

For noncovered transactions, we provide supplemental cost basis information, when it is available, to assist you with completing your tax return, however, THIS INFORMATION IS NOT PROVIDED TO THE INTERNAL REVENUE SERVICE.

SHORT TERM GAINS OR LOSSES (Box 1c) FOR COVERED SECURITIES (Box 6)

Proceeds from Broker and Barter Exchange Transactions for 2013

8-Description / CUSIP 1a-Date of Sale or Exchange	1e-Quantity Sold	1b-Date of Acquisition	2a-Sales Price*	3-Cost or Other Basis	Supplemental Information	
					Gain or Loss Amount	Additional Information
ABB LTD -SPONS ADR / 000375204 05/13/13	147.0000	11/14/12	3,272.06	2,661.64	610.42	SALE
ABBOTT LABORATORIES / 002824100 11/12/13	107.0000	01/09/13	4,020.15	3,567.49	452.66	SALE
ACCENTURE PLC IRELAND / G1151C101 SHARES CLASS A 06/10/13	97.0000	10/24/12	7,882.21	6,471.69	1,410.52	SALE
ACME PACKET INC / 004764106 02/04/13	55.0000	10/01/12	1,606.24	945.62	660.62	TOTAL 3 LOTS
	20.0000	10/02/12	584.09	344.64	239.45	
	24.0000	10/03/12	700.92	441.06	259.86	
	99.0000	Various	2,891.25	1,731.32	1,159.93	
ACTUANT CORP-CL A / 00508X203 07/11/13	9.0000	10/01/12	317.16	258.22	58.94	SALE
AECOM TECHNOLOGY CORP / 00766T100 11/05/13	107.0000	03/12/13	3,388.00	3,357.17	30.83	SALE
11/06/13	129.0000	03/12/13	4,087.33	4,047.42	39.91	SALE
AKORN INC / 009728106 05/06/13	15.0000	10/01/12	228.83	197.97	30.86	SALE

2013 ENHANCED SUMMARY

Page 6 of 57

As of Date: 2/07/14

MARION & MARLENE BETTEN
FOUNDATION
1880 TALAMORE COURT SE
GRAND RAPIDS MI 49546-6907

Your Financial Advisor :
BRUCE PIENTON
2025 E BELTLINE SE
SUITE 501
GRAND RAPIDS MI 49546
(616) 975-2020

Account Number: 1497-3186

Year-End Account Summary

This information is NOT provided to the Internal Revenue Service, but is being provided to you for courtesy purposes.
Please consult with your Financial Advisor or Tax Advisor regarding specific questions.

SHORT TERM GAINS OR LOSSES (Box 1c) FOR COVERED SECURITIES (Box 6)

continued

Proceeds from Broker and Barter Exchange Transactions for 2013

8-Description / CUSIP					Supplemental Information	
1a-Date of Sale or Exchange	1e-Quantity Sold	1b-Date of Acquisition	2a-Sales Price*	3-Cost or Other Basis	Gain or Loss Amount	Additional Information
AKTIEBOLAGET ELECTROLUX / 010198208						
ADR SPONS						
10/09/13	46 0000	07/30/13	2,294.00	2,674.20	-380.20	SALE
ALIGN TECH INC / 016255101						
05/28/13	21.0000	10/18/12	765.88	558.68	207.20	SALE
10/01/13	5 0000	10/18/12	244.77	133.02	111.75	SALE
11/22/13	16 0000	12/06/12	868.65	389.09	479.56	SALE
ANHEUSER BUSCH INBEV / 03524A108						
SA/NV-SPONSORED ADR						
07/17/13	20.0000	05/13/13	1,825.80	1,945.00	-119.20	SALE
ASCENA RETAIL GROUP INC / 04351G101						
	6.0000	10/02/12	100.37	125.31	-24.94	
	8.0000	11/01/12	133.84	163.74	-29.90	
09/11/13	14 0000	Various	234.21	289.05	-54.84	SALE
TOTAL 2 LOTS						
ASSA ABLOY AB - ADR / 045387107						
07/31/13	75.0000	05/14/13	1,651.92	1,536.95	114.97	SALE
ATMOS ENERGY CORP / 049560105						
	15.0000	10/01/12	532.35	530.94	1.41	
	5.0000	10/02/12	177.45	176.83	0.62	
	6.0000	10/03/12	212.94	212.79	0.15	
01/11/13	26.0000	Various	922.74	920.56	2.18	SALE
TOTAL 3 LOTS						
BANCO DO BRASIL SA / 059578104						
SPONSORED ADR						
	20.0000	08/31/12	251.40	234.21	17.19	
	25.0000	09/04/12	314.26	293.60	20.66	



2013 ENHANCED SUMMARY

Page 7 of 57

As of Date: 2/07/14

MARION & MARLENE BETTEN
FOUNDATION
1880 TALAMORE COURT SE
GRAND RAPIDS MI 49546-6907

Your Financial Advisor :
BRUCE PIENTON
2025 E BELTLINE SE
SUITE 501
GRAND RAPIDS MI 49546
(616) 975-2020

Account Number: 1497-3186

Year-End Account Summary

This information is NOT provided to the Internal Revenue Service, but is being provided to you for courtesy purposes.
Please consult with your Financial Advisor or Tax Advisor regarding specific questions.

SHORT TERM GAINS OR LOSSES (Box 1c) FOR COVERED SECURITIES (Box 6) Proceeds from Broker and Barter Exchange Transactions for 2013

continued

8-Description / CUSIP 1a-Date of Sale or Exchange	1e-Quantity Sold	1b-Date of Acquisition	2a-Sales Price*	3-Cost or Other Basis	Supplemental Information		
					Gain or Loss Amount	Additional Information	
05/14/13	45.0000	Various	565.66	527.81	37.85	SALE	TOTAL 2 LOTS
BARCLAYS PLC ADR / 06738E204							
	25.0000	10/03/12	478.50	353.91	124.59		
	10.0000	10/04/12	191.40	143.39	48.01		
	22.0000	10/05/12	421.09	323.34	97.75		
05/13/13	57.0000	Various	1,090.99	820.64	270.35	SALE	TOTAL 3 LOTS
BARRICK GOLD CORP / 067901108							
	53.0000	12/24/12	1,080.16	1,778.03	-697.87		
	19.0000	02/04/13	387.24	617.83	-230.59		
04/16/13	72.0000	Various	1,467.40	2,395.86	-928.46	SALE	TOTAL 2 LOTS
BERRY PLASTICS GROUP INC / 08579W103							
09/18/13	335.0000	06/10/13	7,153.91	7,935.31	-781.40	SALE	
BIO RAD LABS INC CL A / 090572207							
04/03/13	1.0000	10/01/12	124.64	106.90	17.74	SALE	
CARRIZO OIL & GAS INC / 144577103							
08/26/13	13.0000	10/01/12	447.88	334.48	113.40	SALE	
CHEUNG KONG HLDINGS ADR / 166744201 (HONG KONG)							
05/14/13	22.0000	11/06/12	326.36	327.31	-0.95	SALE	
CHICAGO BRIDGE AND / 167250109 IRON - NEW YORK SHARES							
02/27/13	39.0000	08/08/12	2,074.63	1,461.84	612.79	SALE	
07/10/13	136.0000	08/08/12	8,241.96	5,097.69	3,144.27	SALE	

2013 ENHANCED SUMMARY

Page 8 of 57

As of Date: 2/07/14

MARION & MARLENE BETTEN
FOUNDATION
1880 TALAMORE COURT SE
GRAND RAPIDS MI 49546-6907

Your Financial Advisor :
BRUCE PIENTON
2025 E BELTLINE SE
SUITE 501
GRAND RAPIDS MI 49546
(616) 975-2020

Account Number: 1497-3186

Year-End Account Summary

This information is NOT provided to the Internal Revenue Service, but is being provided to you for courtesy purposes.
Please consult with your Financial Advisor or Tax Advisor regarding specific questions.

SHORT TERM GAINS OR LOSSES (Box 1c) FOR COVERED SECURITIES (Box 6)

continued

Proceeds from Broker and Barter Exchange Transactions for 2013

8-Description / CUSIP 1a-Date of Sale or Exchange	1e-Quantity Sold	1b-Date of Acquisition	2a-Sales Price*	3-Cost or Other Basis	Supplemental Information	
					Gain or Loss Amount	Additional Information
CLARCOR INC / 179895107 07/12/13	8 0000	10/01/12	436.35	356 72	79.63	SALE
COGNEX CORP / 192422103 10/03/13	11 0000	04/19/13	337.50	207.38	130.12	SALE
COMMVAULT SYSTEMS INC / 204166102 01/22/13	10.0000	10/01/12	718.99	573 18	145 81	SALE
COPART INC / 217204106 01/30/13	20.0000	10/01/12	677.97	548 89	129.08	SALE
CREDIT SUISSE GROUP / 225401108 SPON ADR	53.4733	11/30/12	1,572.02	1,256.37	315 65	
	26.2321	12/14/12	771.18	638.38	132.80	
	32.2946	05/01/13	949.40	888.29	61.11	
05/13/13	112.0000	Various	3,292.60	2,783 04	509 56	SALE
05/28/13	1 0000	05/01/13	29.19	27 51	1 68	SALE
						TOTAL 3 LOTS
CYBERONICS INC / 23251P102 01/23/13	7.0000	10/01/12	309 28	362.67	-53 39	SALE
DAIHATSU MOTOR CO LTD / 23381A108 UNSPONSORED ADR 06/13/13	43.0000	05/14/13	1,674.30	1,804.86	-130.56	SALE
DAITO TRUST CONSTRUCT / 23405X100 UNSPON ADR 07/24/13	74.0000	05/14/13	1,631 78	1,878.13	-246.35	SALE



2013 ENHANCED SUMMARY

Page 9 of 57

As of Date: 2/07/14

MARION & MARLENE BETTEN
FOUNDATION
1880 TALAMORE COURT SE
GRAND RAPIDS MI 49546-6907

Your Financial Advisor :
BRUCE PIENTON
2025 E BELTLINE SE
SUITE 501
GRAND RAPIDS MI 49546
(616) 975-2020

Account Number: 1497-3186

Year-End Account Summary

This information is NOT provided to the Internal Revenue Service, but is being provided to you for courtesy purposes.
Please consult with your Financial Advisor or Tax Advisor regarding specific questions.

SHORT TERM GAINS OR LOSSES (Box 1c) FOR COVERED SECURITIES (Box 6) Proceeds from Broker and Barter Exchange Transactions for 2013

continued

8-Description / CUSIP 1a-Date of Sale or Exchange	1e-Quantity Sold	1b-Date of Acquisition	2a-Sales Price*	3-Cost or Other Basis	Supplemental Information Gain or Loss Amount Additional Information	
DISNEY WALT COMPANY / 254687106 01/09/13	126 0000	09/25/12	6,471.85	6,696 72	-224 87	SALE
DRIL-QUIP INC / 262037104 09/05/13	10 0000	10/01/12	1,075 78	716 13	359.65	SALE
EAST WEST BANCORP INC / 27579R104 07/18/13	36 0000	10/01/12	1,097.92	759.45	338.47	SALE
10/14/13	9.0000	10/17/12	304 53	183 31	121.22	SALE
ENDURANCE SPECIALTY HLDG / G30397106	30.0000	10/01/12	1,600.76	1,181.62	419.14	
	10.0000	10/02/12	533.59	400.33	133.26	
	15.0000	10/03/12	800.39	600.63	199 76	
08/05/13	55 0000	Various	2,934.74	2,182 58	752 16	SALE TOTAL 3 LOTS
EXPERIAN PLC / 30215C101 ADR 10/01/13	43.0000	05/14/13	823.13	841 13	-18.00	SALE
FANUC CORP / 307305102 UNSPONSORED ADR 05/20/13	74 0000	05/14/13	1,938.83	1,945.28	-6.45	SALE
FLOWERS FOODS INC / 343498101 06/19/13	0.5000	06/19/13	11.17	0.01	11.16	CASH IN LIEU
GARDNER DENVER INC / 365558105	5.0000	10/01/12	375.18	302.82	72.36	
	10.0000	10/03/12	750.37	600.68	149.69	
04/03/13	15.0000	Various	1,125.55	903 50	222.05	SALE TOTAL 2 LOTS

2013 ENHANCED SUMMARY

Page 10 of 57

As of Date: 2/07/14

MARION & MARLENE BETTEN
FOUNDATION
1880 TALAMORE COURT SE
GRAND RAPIDS MI 49546-6907

Your Financial Advisor :
BRUCE PIENTON
2025 E BELTLINE SE
SUITE 501
GRAND RAPIDS MI 49546
(616) 975-2020

Account Number: 1497-3186

Year-End Account Summary

This information is NOT provided to the Internal Revenue Service, but is being provided to you for courtesy purposes.
Please consult with your Financial Advisor or Tax Advisor regarding specific questions.

SHORT TERM GAINS OR LOSSES (Box 1c) FOR COVERED SECURITIES (Box 6) Proceeds from Broker and Barter Exchange Transactions for 2013

continued

8-Description / CUSIP					Supplemental Information	
1a-Date of Sale or Exchange	1e-Quantity Sold	1b-Date of Acquisition	2a-Sales Price*	3-Cost or Other Basis	Gain or Loss Amount	Additional Information
GENESEE & WYOMING INC / 371559105						
CL A						
03/19/13	14.0000	10/01/12	1,298.07	948.36	349.71	SALE
	6.0000	10/01/12	519.40	406.44	112.96	
	2.0000	10/02/12	173.14	134.93	38.21	
04/03/13	8.0000	Various	692.54	541.37	151.17	SALE
	3.0000	10/02/12	281.41	202.38	79.03	
	9.0000	10/03/12	844.25	600.73	243.52	
09/16/13	12.0000	Various	1,125.66	803.11	322.55	SALE
TOTAL 2 LOTS						
GETINGE AB ADR / 37427X104						
10/16/13	65.0000	05/14/13	2,026.78	1,974.17	52.61	SALE
GOLDMAN SACHS GROUP INC / 38141G104						
07/10/13	54.0000	10/24/12	8,379.79	6,525.09	1,854.70	SALE
HAIER ELECTRONICS-UNSPN / 40522E104						
ADR						
05/14/13	10.0000	05/03/13	830.73	890.42	-59.69	SALE
HCC INSURANCE HOLDINGS / 404132102						
INC						
	35.0000	10/01/12	1,397.79	1,185.81	211.98	
	1.0000	10/02/12	39.94	34.25	5.69	
02/13/13	36.0000	Various	1,437.73	1,220.06	217.67	SALE
TOTAL 2 LOTS						
HEICO CORP NEW / 422806109						
	10.0000	10/01/12	565.95	387.90	178.05	
	4.0000	10/02/12	226.38	154.15	72.23	
07/26/13	14.0000	Various	792.33	542.05	250.28	SALE
TOTAL 2 LOTS						



2013 ENHANCED SUMMARY

Page 11 of 57

As of Date: 2/07/14

MARION & MARLENE BETTEN
FOUNDATION
1880 TALAMORE COURT SE
GRAND RAPIDS MI 49546-6907

Your Financial Advisor :
BRUCE PIENTON
2025 E BELTLINE SE
SUITE 501
GRAND RAPIDS MI 49546
(616) 975-2020

Account Number: 1497-3186

Year-End Account Summary

This information is NOT provided to the Internal Revenue Service, but is being provided to you for courtesy purposes.
Please consult with your Financial Advisor or Tax Advisor regarding specific questions.

SHORT TERM GAINS OR LOSSES (Box 1c) FOR COVERED SECURITIES (Box 6) Proceeds from Broker and Barter Exchange Transactions for 2013

continued

8-Description / CUSIP 1a-Date of Sale or Exchange	1e-Quantity Sold	1b-Date of Acquisition	2a-Sales Price*	3-Cost or Other Basis	Supplemental Information	
					Gain or Loss Amount	Additional Information
10/22/13	0 2500	10/22/13	13.76	0 01	13.75	CASH IN LIEU
HERTZ GLOBAL HLDGS INC / 42805T105 09/18/13	343.0000	03/12/13	9,158.56	7,229.21	1,929.35	SALE
HOLLYFRONTIER CORP / 436106108	148.0000	12/11/12	5,891.28	6,690.58	-799.30	
	39.0000	07/10/13	1,552.44	1,587.74	-35.30	
10/09/13	187.0000	Various	7,443.72	8,278.32	-834.60	SALE
						TOTAL 2 LOTS
HOME PROPERTIES INC / 437306103	10.0000	10/01/12	589.41	603.01	-13.60	Original Basis 604 45
	5.0000	10/02/12	294.70	301.21	-6.51	Original Basis 301 93
	9.0000	10/03/12	530.48	543.78	-13.30	Original Basis 545 08
10/01/13	24 0000	Various	1,414.59	1,448.00	-33.41	SALE
						TOTAL 3 LOTS
ICON PLC / G4705A100 04/03/13	13.0000	10/01/12	405.33	319.33	86 00	SALE
ICON PUB LTD CO / 45103T107 SPON ADR 01/11/13	5.0000	10/01/12	142.22	122 82	19.40	SALE
ICONIX BRAND GROUP INC / 451055107 04/24/13	35 0000	10/01/12	906 69	648.62	258.07	SALE
ICU MED INC / 44930G107	1.0000	10/01/12	60.59	61.27	-0.68	
	5.0000	10/02/12	302.97	307.68	-4.71	
	1.0000	10/03/12	60.60	62.01	-1.41	
01/30/13	7.0000	Various	424.16	430.96	-6.80	SALE
						TOTAL 3 LOTS

2013 ENHANCED SUMMARY

Page 12 of 57

As of Date: 2/07/14

MARION & MARLENE BETTEN
FOUNDATION
1880 TALAMORE COURT SE
GRAND RAPIDS MI 49546-6907

Your Financial Advisor :
BRUCE PIENTON
2025 E BELTLINE SE
SUITE 501
GRAND RAPIDS MI 49546
(616) 975-2020

Account Number: 1497-3186

Year-End Account Summary

This information is NOT provided to the Internal Revenue Service, but is being provided to you for courtesy purposes.
Please consult with your Financial Advisor or Tax Advisor regarding specific questions.

SHORT TERM GAINS OR LOSSES (Box 1c) FOR COVERED SECURITIES (Box 6)

continued

Proceeds from Broker and Barter Exchange Transactions for 2013

8-Description / CUSIP 1a-Date of Sale or Exchange	1e-Quantity Sold	1b-Date of Acquisition	2a-Sales Price*	3-Cost or Other Basis	Supplemental Information	
					Gain or Loss Amount	Additional Information
01/31/13	7.0000	10/03/12	422.55	434.07	-11 52	SALE
IDEX CORP / 45167R104						
01/30/13	32.0000	10/01/12	1,588.03	1,333.25	254 78	SALE
	3.0000	10/01/12	158.61	124.99	33.62	
	3.0000	10/02/12	158.62	123.62	35.00	
04/11/13	6.0000	Various	317 23	248.61	68.62	SALE
	7.0000	10/02/12	439.71	288.42	151.29	
	14.0000	10/03/12	879.43	580.13	299.30	
09/12/13	21.0000	Various	1,319.14	868 55	450.59	SALE
TOTAL 2 LOTS						
JACK HENRY & ASSOC INC / 426281101						
02/07/13	24.0000	10/01/12	1,047.76	901.63	146 13	SALE
08/07/13	4.0000	10/01/12	199.55	150.27	49 28	SALE
	7.0000	10/01/12	363.31	262.97	100.34	
	10.0000	10/02/12	519.02	380.14	138.88	
	16.0000	10/03/12	830.44	613.31	217.13	
10/01/13	33.0000	Various	1,712 77	1,256.42	456 35	SALE
TOTAL 3 LOTS						
JSR CORP - UNSPON ADR / 46632X106						
	10.0000	07/12/12	222.16	168.59	53.57	
	5.0000	07/13/12	111.08	86.03	25.05	
	10.0000	07/17/12	222.16	173.33	48.83	
	5.0000	07/18/12	111.08	88.77	22.31	
	5.0000	07/19/12	111.08	89.09	21.99	
	10.0000	07/20/12	222.16	176.45	45.71	
	25.0000	07/23/12	555.42	443.90	111.52	
	5.0000	07/24/12	111.08	88.68	22.40	
	12.0000	07/25/12	266.62	210.48	56.14	



2013 ENHANCED SUMMARY

Page 13 of 57

As of Date: 2/07/14

MARION & MARLENE BETTEN
FOUNDATION
1880 TALAMORE COURT SE
GRAND RAPIDS MI 49546-6907

Your Financial Advisor :
BRUCE PIENTON
2025 E BELTLINE SE
SUITE 501
GRAND RAPIDS MI 49546
(616) 975-2020

Account Number: 1497-3186

Year-End Account Summary

This information is NOT provided to the Internal Revenue Service, but is being provided to you for courtesy purposes.
Please consult with your Financial Advisor or Tax Advisor regarding specific questions.

SHORT TERM GAINS OR LOSSES (Box 1c) FOR COVERED SECURITIES (Box 6)

continued

Proceeds from Broker and Barter Exchange Transactions for 2013

8-Description / CUSIP 1a-Date of Sale or Exchange	1e-Quantity Sold	1b-Date of Acquisition	2a-Sales Price*	3-Cost or Other Basis	Supplemental Information		
					Gain or Loss Amount	Additional Information	
05/14/13	87 0000	Various	1,932.84	1,525.32	407 52	SALE	TOTAL 9 LOTS
J2 GLOBAL INC / 48123V102							
05/09/13	27.0000	10/01/12	1,029.53	885 11	144.42	SALE	
07/19/13	17 0000	10/01/12	780.78	557.28	223 50	SALE	
KOMATSU LTD / 500458401 SPON ADR NEW							
05/14/13	9.0000	08/15/12	251 49	192 56	58.93	SALE	
LUFKIN INDS INC / 549764108							
02/14/13	10.0000	10/01/12	641 16	545 56	95.60	SALE	
	5.0000	10/01/12	442.00	272 78	169.22		
	5.0000	10/02/12	442.00	267.85	174.15		
	2.0000	10/03/12	176.81	104.32	72.49		
04/23/13	12 0000	Various	1,060.81	644.95	415.86	SALE	TOTAL 3 LOTS
	5.0000	10/03/12	442.43	260.79	181.64		
	9.0000	10/31/12	796.39	447.28	349.11		
07/01/13	14 0000	Various	1,238.82	708.07	530.75	SALE	TOTAL 2 LOTS
MACQUARIE GROUP LTD A / 55607P105							
	5.0000	05/15/12	229.21	139.76	89.45		
	16.0000	05/16/12	733.50	431.51	301.99		
	5.0000	05/21/12	229.22	128.70	100.52		
	11.0000	05/01/13	504.29	437.11	67.18		
05/14/13	37.0000	Various	1,696.22	1,137 08	559.14	SALE	TOTAL 4 LOTS
MARKETAXESS HOLDINGS INC / 57060D108							
	15.0000	10/01/12	520.59	460.83	59.76	Original Basis. 471 18	
	5 0000	10/02/12	173.53	155.59	17.94	Original Basis 159 03	

2013 ENHANCED SUMMARY

Page 14 of 57

As of Date: 2/07/14

MARION & MARLENE BETTEN
FOUNDATION
1880 TALAMORE COURT SE
GRAND RAPIDS MI 49546-6907

Your Financial Advisor :
BRUCE PIENTON
2025 E BELTLINE SE
SUITE 501
GRAND RAPIDS MI 49546
(616) 975-2020

Account Number: 1497-3186

Year-End Account Summary

This information is NOT provided to the Internal Revenue Service, but is being provided to you for courtesy purposes.
Please consult with your Financial Advisor or Tax Advisor regarding specific questions.

SHORT TERM GAINS OR LOSSES (Box 1c) FOR COVERED SECURITIES (Box 6) Proceeds from Broker and Barter Exchange Transactions for 2013

continued

8-Description / CUSIP 1a-Date of Sale or Exchange	1e-Quantity Sold	1b-Date of Acquisition	2a-Sales Price*	3-Cost or Other Basis	Supplemental Information	
					Gain or Loss Amount	Additional Information
01/11/13	6.0000 26 0000	10/03/12 Various	208.24 902.36	182.96 799 38	25.28 102.98	Original Basis 187 13 SALE
TOTAL 3 LOTS						
MASIMO CORP / 574795100 07/18/13	15.0000	10/01/12	353.61	360.76	-7.15	SALE
	1.0000	10/01/12	25.47	24.05	1.42	
	10.0000	10/02/12	254.70	240.78	13.92	
	12.0000	10/03/12	305.65	289.81	15.84	
08/22/13	23 0000	Various	585.82	554 64	31.18	SALE
TOTAL 3 LOTS						
	2.0000	10/03/12	50.91	48.30	2.61	
	21.0000	12/03/12	534.57	426 37	108 20	
08/23/13	23.0000	Various	585.48	474 67	110 81	SALE
TOTAL 2 LOTS						
MEN'S WEARHOUSE / 587118100 10/09/13	2 0000	11/01/12	90 41	67 71	22 70	SALE
MERCK KGAA ADR / 589339100 07/19/13	56.0000	05/14/13	2,936.07	2,958 46	-22 39	SALE
MICHELIN (CGDE) UNSP ADR / 59410T106 05/14/13	23.0000	11/06/12	401 49	393 36	8.13	SALE
MIDDLEBY CORP / 596278101 08/09/13	5.0000	10/01/12	1,003.34	586 01	417.33	SALE
mitsubishi UFJ FINANCIAL / 606822104 ADR 05/13/13	99.0000	02/08/13	709.91	563.38	146 53	SALE



2013 ENHANCED SUMMARY

Page 15 of 57

As of Date: 2/07/14

MARION & MARLENE BETTEN
FOUNDATION
1880 TALAMORE COURT SE
GRAND RAPIDS MI 49546-6907

Your Financial Advisor :
BRUCE PIENTON
2025 E BELTLINE SE
SUITE 501
GRAND RAPIDS MI 49546
(616) 975-2020

Account Number: 1497-3186

Year-End Account Summary

This information is NOT provided to the Internal Revenue Service, but is being provided to you for courtesy purposes.
Please consult with your Financial Advisor or Tax Advisor regarding specific questions.

SHORT TERM GAINS OR LOSSES (Box 1c) FOR COVERED SECURITIES (Box 6)

continued

Proceeds from Broker and Barter Exchange Transactions for 2013

8-Description / CUSIP 1a-Date of Sale or Exchange	1e-Quantity Sold	1b-Date of Acquisition	2a-Sales Price*	3-Cost or Other Basis	Supplemental Information Gain or Loss Amount	Additional Information	
MONRO MUFFLER BRAKE INC / 610236101 05/22/13	9 0000	10/01/12	435.89	311.81	124 08	SALE	
MYRIAD GENETICS INC / 62855J104 02/22/13	14.0000	10/01/12	348 29	385 53	-37 24	SALE	
	17.0000	10/01/12	460.21	468.13	-7.92		
	15.0000	10/02/12	406.07	417.42	-11.35		
	15.0000	10/03/12	406.08	424.05	-17.97		
04/24/13	47.0000	Various	1,272.36	1,309.60	-37.24	SALE	TOTAL 3 LOTS
NATIONAL GRID PLC / 636274300 SPON ADR NEW 05/13/13	7 0000	05/01/13	446.00	446 40	-0.40	SALE	
NOVARTIS AG / 66987V109 SPON ADR 05/24/13	17.0000	05/13/13	1,260 10	1,268 34	-8 24	SALE	
NRG ENERGY INC / 629377508 03/12/13	297 0000	01/09/13	7,484.79	6,806 71	678 08	SALE	
NSK LTD-SPONSORED ADR / 670184100	5.0000	02/14/12	72.87	73.51	-0.64		
	5.0000	02/16/12	72.87	76.76	-3.89		
	59.0000	03/05/12	859.97	934.98	-75.01		
	37.0000	08/27/12	539.31	470.00	69.31		
02/13/13	106.0000	Various	1,545.02	1,555.25	-10 23	SALE	TOTAL 4 LOTS
NV ENERGY INC / 67073Y106 06/10/13	361.0000	03/12/13	8,499 99	7,240.22	1,259.77	SALE	

2013 ENHANCED SUMMARY

Page 16 of 57

As of Date: 2/07/14

MARION & MARLENE BETTEN
FOUNDATION
1880 TALAMORE COURT SE
GRAND RAPIDS MI 49546-6907

Your Financial Advisor :
BRUCE PIENTON
2025 E BELTLINE SE
SUITE 501
GRAND RAPIDS MI 49546
(616) 975-2020

Account Number: 1497-3186

Year-End Account Summary

This information is NOT provided to the Internal Revenue Service, but is being provided to you for courtesy purposes.
Please consult with your Financial Advisor or Tax Advisor regarding specific questions.

SHORT TERM GAINS OR LOSSES (Box 1c) FOR COVERED SECURITIES (Box 6)

continued

Proceeds from Broker and Barter Exchange Transactions for 2013

8-Description / CUSIP 1a-Date of Sale or Exchange	1e-Quantity Sold	1b-Date of Acquisition	2a-Sales Price*	3-Cost or Other Basis	Supplemental Information	
					Gain or Loss Amount	Additional Information
OPEN TEXT CORP / 683715106						
06/17/13	14.0000	10/01/12	993.38	773.41	219.97	SALE
07/26/13	13.0000	10/01/12	926.37	718.17	208.20	SALE
10/03/13	3.0000	10/03/12	223.90	166.06	57.84	SALE
PENN NATL GAMING INC / 707569109						
02/08/13	19.0000	10/01/12	996.43	822.99	173.44	SALE
PETROFAC LTD UNSPONSORED / 716473103 ADR						
12/18/13	136.0000	05/14/13	1,209.47	1,426.35	-216.88	SALE
POTASH CORP OF / 73755L107 SASKATCHEWAN INC						
07/17/13	51.0000	05/13/13	1,956.92	2,186.49	-229.57	SALE
PROGRESS SOFTWARE CORP / 743312100						
07/19/13	22.0000	10/01/12	561.14	474.47	86.67	SALE
	18.0000	10/01/12	457.86	388.19	69.67	
	9.0000	10/02/12	228.94	195.75	33.19	
09/24/13	27.0000	Various	686.80	583.94	102.86	SALE
						TOTAL 2 LOTS
PT UNITED TRACTORS TBK / 69367T108 UNSPONSORED ADR						
05/14/13	21.0000	01/15/13	738.76	924.00	-185.24	SALE
QLIK TECHNOLOGIES INC / 74733T105						
08/30/13	31.0000	10/01/12	1,022.51	682.52	339.99	SALE
	10.0000	10/02/12	350.83	214.77	136.06	
	8.0000	10/03/12	280.68	166.49	114.19	



2013 ENHANCED SUMMARY

Page 17 of 57

As of Date: 2/07/14

MARION & MARLENE BETTEN
FOUNDATION
1880 TALAMORE COURT SE
GRAND RAPIDS MI 49546-6907

Your Financial Advisor :
BRUCE PIENTON
2025 E BELTLINE SE
SUITE 501
GRAND RAPIDS MI 49546
(616) 975-2020

Account Number: 1497-3186

Year-End Account Summary

This information is NOT provided to the Internal Revenue Service, but is being provided to you for courtesy purposes.
Please consult with your Financial Advisor or Tax Advisor regarding specific questions.

SHORT TERM GAINS OR LOSSES (Box 1c) FOR COVERED SECURITIES (Box 6) Proceeds from Broker and Barter Exchange Transactions for 2013

continued

8-Description / CUSIP 1a-Date of Sale or Exchange	1e-Quantity Sold	1b-Date of Acquisition	2a-Sales Price*	3-Cost or Other Basis	Supplemental Information	
					Gain or Loss Amount	Additional Information
10/02/13	18 0000	Various	631 51	381 26	250 25	SALE
TOTAL 2 LOTS						
ROCKWOOD HOLDINGS INC / 774415103						
09/17/13	7.0000	10/01/12	472.09	315 51	156.58	SALE
SBERBANK RUSSIA / 80585Y308						
SPONSORED ADR	18 0000	03/05/13	240.04	246.74	-6.70	
	59 0000	03/06/13	786.80	815.98	-29.18	
05/14/13	77.0000	Various	1,026.84	1,062 72	-35 88	SALE
TOTAL 2 LOTS						
SIGNET JEWELERS LTD / G81276100						
11/25/13	11 0000	05/13/13	840.63	767.42	73.21	SALE
SIRONA DENTAL SYSTEMS / 82966C103						
INC						
04/03/13	7 0000	10/01/12	506.46	400 49	105.97	SALE
SOLARWINDS INC / 83416B109						
	3.0000	10/01/12	168.19	164.89	3.30	
	5.0000	10/02/12	280.33	276.57	3 76	
	10.0000	10/03/12	560.68	559.60	1.08	
01/15/13	18 0000	Various	1,009 20	1,001.06	8 14	SALE
TOTAL 3 LOTS						
SOURCEFIRE INC / 83616T108						
10/09/13	24 0000	01/15/13	1,824.00	1,016.03	807.97	MERGER
SPECTRUM BRANDS INC NEW / 84763R101						
03/12/13	36.0000	09/06/12	1,952 83	1,387 69	565.14	SALE
STIFEL FINANCIAL CORP / 860630102						
01/11/13	10.0000	10/01/12	339.07	342.84	-3.77	SALE

2013 ENHANCED SUMMARY

Page 18 of 57

As of Date: 2/07/14

MARION & MARLENE BETTEN
FOUNDATION
1880 TALAMORE COURT SE
GRAND RAPIDS MI 49546-6907

Your Financial Advisor :
BRUCE PIENTON
2025 E BELTLINE SE
SUITE 501
GRAND RAPIDS MI 49546
(616) 975-2020

Account Number: 1497-3186

Year-End Account Summary

**This information is NOT provided to the Internal Revenue Service, but is being provided to you for courtesy purposes.
Please consult with your Financial Advisor or Tax Advisor regarding specific questions.**

SHORT TERM GAINS OR LOSSES (Box 1c) FOR COVERED SECURITIES (Box 6)
Proceeds from Broker and Barter Exchange Transactions for 2013

continued

8-Description / CUSIP 1a-Date of Sale or Exchange	1e-Quantity Sold	1b-Date of Acquisition	2a-Sales Price*	3-Cost or Other Basis	Supplemental Information	
					Gain or Loss Amount	Additional Information
SUNCOR ENERGY INC NEW / 867224107 05/13/13	11 0000	08/27/12	346.92	349.09	-2.17	SALE
SUNTRUST BANKS INC / 867914103 08/06/13	229 0000	09/25/12	8,052.92	6,653.55	1,399.37	SALE
SUPERIOR ENERGY SVCS INC / 868157108 02/14/13	31.0000	10/01/12	835.69	629.72	205.97	SALE
SVB FINANCIAL GROUP / 78486Q101 07/24/13	5.0000	10/01/12	452.48	303.29	149.19	TOTAL 2 LOTS
	1.0000	10/03/12	90.50	61.30	29.20	
	6.0000	Various	542.98	364.59	178.39	
SWISSCOM AG / 871013108 SPONSORED ADR 05/14/13	10 0000	08/27/12	447.04	411.60	35.44	SALE
SYMANTEC CORP / 871503108 10/09/13	309.0000	04/24/13	7,630.87	7,536.88	93.99	SALE
TATA MOTORS LIMITED / 876568502 SPONSORED ADR 01/14/13	14.0000	01/27/12	419.15	335.14	84.01	SALE
	30.0000	10/01/12	804.10	785.78	18.32	SALE
TECHNE CORP / 878377100 04/01/13	8.0000	10/01/12	537.74	575.57	-37.83	SALE
TECHNIP-SA-ADR / 878546209 11/06/13	82 0000	05/14/13	2,149.02	2,270.67	-121.65	SALE



2013 ENHANCED SUMMARY

Page 19 of 57

As of Date: 2/07/14

MARION & MARLENE BETTEN
FOUNDATION
1880 TALAMORE COURT SE
GRAND RAPIDS MI 49546-6907

Your Financial Advisor :
BRUCE PIENTON
2025 E BELTLINE SE
SUITE 501
GRAND RAPIDS MI 49546
(616) 975-2020

Account Number: 1497-3186

Year-End Account Summary

This information is NOT provided to the Internal Revenue Service, but is being provided to you for courtesy purposes.
Please consult with your Financial Advisor or Tax Advisor regarding specific questions.

SHORT TERM GAINS OR LOSSES (Box 1c) FOR COVERED SECURITIES (Box 6)

continued

Proceeds from Broker and Barter Exchange Transactions for 2013

8-Description / CUSIP 1a-Date of Sale or Exchange	1e-Quantity Sold	1b-Date of Acquisition	2a-Sales Price*	3-Cost or Other Basis	Supplemental Information Gain or Loss Amount	Additional Information	
TELEFONICA S A / 879382208 SPON ADR 05/13/13	38.0000	05/01/13	539 91	552 47	-12.56	SALE	
TEREX CORPORATION NEW / 880779103 01/09/13	37.0000	08/08/12	1,087 48	803.12	284.36	SALE	
06/10/13	271.0000	08/08/12	8,947 99	5,882 30	3,065 69	SALE	
TESCO PLC SPON ADR / 881575302	153.0000	02/21/13	2,609.30	2,629.37	-20.07		
	21.0000	05/01/13	358.14	363.01	-4.87		
	56.0000	05/08/13	955.05	980.78	-25.73		
05/14/13	230.0000	Various	3,922.49	3,973.16	-50 67	SALE	TOTAL 3 LOTS
TEXAS ROADHOUSE INC COM / 882681109 05/03/13	33.0000	10/01/12	782 85	576.63	206.22	SALE	
THERMO FISHER SCIENTIFIC / 883556102 INC 08/06/13	108.0000	10/24/12	9,933.81	6,485.17	3,448.64	SALE	
TIDEWATER INC / 886423102	15.0000	10/01/12	679.81	727.35	-47.54		
	5.0000	10/02/12	226.60	238.97	-12.37		
	11.0000	10/03/12	498.55	516.36	-17.81		
01/11/13	31.0000	Various	1,404.96	1,482.68	-77.72	SALE	TOTAL 3 LOTS
TJX COS INC NEW / 872540109 06/10/13	153.0000	11/13/12	7,705.00	6,372.14	1,332.86	SALE	
TOTAL S A SPONS ADR / 89151E109	16.0000	08/08/12	804.45	788.19	16.26		

2013 ENHANCED SUMMARY

Page 20 of 57

As of Date: 2/07/14

MARION & MARLENE BETTEN
FOUNDATION
1880 TALAMORE COURT SE
GRAND RAPIDS MI 49546-6907

Your Financial Advisor :
BRUCE PIENTON
2025 E BELTLINE SE
SUITE 501
GRAND RAPIDS MI 49546
(616) 975-2020

Account Number: 1497-3186

Year-End Account Summary

This information is NOT provided to the Internal Revenue Service, but is being provided to you for courtesy purposes.
Please consult with your Financial Advisor or Tax Advisor regarding specific questions.

SHORT TERM GAINS OR LOSSES (Box 1c) FOR COVERED SECURITIES (Box 6) Proceeds from Broker and Barter Exchange Transactions for 2013

continued

8-Description / CUSIP 1a-Date of Sale or Exchange	1e-Quantity Sold	1b-Date of Acquisition	2a-Sales Price*	3-Cost or Other Basis	Supplemental Information	
					Gain or Loss Amount	Additional Information
	7.0000	08/27/12	351.94	344.63	7.31	
	12.0000	02/07/13	603.34	621.08	-17.74	
	14.0000	04/19/13	703.90	650.13	53.77	
05/13/13	49.0000	Various	2,463.63	2,404.03	59.60	SALE
TOTAL 4 LOTS						
UNILEVER PLC SPONS ADR / 904767704 07/31/13	47.0000	05/13/13	1,914.57	2,007.50	-92.93	SALE
UNITED THERAPEUTICS CORP / 91307C102 10/09/13	20.0000	04/24/13	1,592.87	1,233.94	358.93	SALE
VALEO SPONSORED ADR / 919134304 06/28/13	18.0000	05/14/13	569.36	556.60	12.76	SALE
VALLOUREC SA / 92023R308 SPONSORED ADR NEW	45.0000	07/23/12	476.40	376.94	99.46	
	26.0000	07/23/12	275.25	217.79	57.46	
	49.0000	08/27/12	518.76	465.94	52.82	
	55.0000	02/07/13	582.29	569.05	13.24	
05/14/13	175.0000	Various	1,852.70	1,629.72	222.98	SALE
TOTAL 4 LOTS						
VOCERA COMMUNICATIONS / 92857F107 INC 08/06/13	49.0000	04/02/13	807.17	1,155.66	-348.49	SALE
VOLVO AKTIEBOLAGET ADR / 928856400 09/30/13	111.0000	05/14/13	1,651.74	1,571.32	80.42	SALE
WABTEC / 929740108	1.0000	10/01/12	91.20	79.57	11.63	
	5.0000	10/02/12	456.03	402.70	53.33	



2013 ENHANCED SUMMARY

Page 21 of 57

As of Date: 2/07/14

MARION & MARLENE BETTEN
FOUNDATION
1880 TALAMORE COURT SE
GRAND RAPIDS MI 49546-6907

Your Financial Advisor :
BRUCE PIENTON
2025 E BELTLINE SE
SUITE 501
GRAND RAPIDS MI 49546
(616) 975-2020

Account Number: 1497-3186

Year-End Account Summary

This information is NOT provided to the Internal Revenue Service, but is being provided to you for courtesy purposes.
Please consult with your Financial Advisor or Tax Advisor regarding specific questions.

SHORT TERM GAINS OR LOSSES (Box 1c) FOR COVERED SECURITIES (Box 6)

continued

Proceeds from Broker and Barter Exchange Transactions for 2013

8-Description / CUSIP 1a-Date of Sale or Exchange	1e-Quantity Sold	1b-Date of Acquisition	2a-Sales Price*	3-Cost or Other Basis	Supplemental Information	
					Gain or Loss Amount	Additional Information
01/22/13	6.0000	10/03/12	547.24	499.11	48.13	
	12.0000	Various	1,094.47	981.38	113.09	SALE
TOTAL 3 LOTS						
WASTE CONNECTIONS INC / 941053100						
	5.0000	10/01/12	176.56	149.48	27.08	
	10.0000	10/02/12	353.14	297.38	55.76	
	17.0000	10/03/12	600.34	499.75	100.59	
01/28/13	32.0000	Various	1,130.04	946.61	183.43	SALE
TOTAL 3 LOTS						
WEST PHARMACEUTICAL / 955306105						
SVCS INC						
01/11/13	5.0000	10/01/12	274.96	270.55	4.41	SALE
WOLSELEY PLC JERSEY / 977868306						
SPONSORED ADR 2013						
12/03/13	0.2258	12/03/13	1.14	0.01	1.13	CASH IN LIEU
WOLVERINE WORLD WIDE INC / 978097103						
	25.0000	10/01/12	1,347.83	1,108.82	239.01	
	3.0000	10/02/12	161.75	131.73	30.02	
07/02/13	28.0000	Various	1,509.58	1,240.55	269.03	SALE
TOTAL 2 LOTS						
YAHOO JAPAN CORPORATION / 98433V102						
ADR						
10/08/13	0.0008	10/08/13	0.01	0.01	0.00	CASH IN LIEU
YARA INTERNATIONAL ASA / 984851204						
05/15/13	10.0000	02/08/13	442.52	531.76	-89.24	SALE
TOTAL SHORT TERM GAINS OR LOSSES FOR COVERED SECURITIES			251,186.11	217,913.98	33,272.13	

2013 ENHANCED SUMMARY

Page 22 of 57

As of Date: 2/07/14

MARION & MARLENE BETTEN
FOUNDATION
1880 TALAMORE COURT SE
GRAND RAPIDS MI 49546-6907

Your Financial Advisor :
BRUCE PIENTON
2025 E BELTLINE SE
SUITE 501
GRAND RAPIDS MI 49546
(616) 975-2020

Account Number: 1497-3186

Year-End Account Summary

This information is NOT provided to the Internal Revenue Service, but is being provided to you for courtesy purposes.
Please consult with your Financial Advisor or Tax Advisor regarding specific questions.

LONG TERM GAINS OR LOSSES (Box 1c) FOR COVERED SECURITIES (Box 6)

Proceeds from Broker and Barter Exchange Transactions for 2013

8-Description / CUSIP 1a-Date of Sale or Exchange	1e-Quantity Sold	1b-Date of Acquisition	2a-Sales Price*	3-Cost or Other Basis	Supplemental Information	
					Gain or Loss Amount	Additional Information
ABBOTT LABORATORIES / 002824100 11/12/13	99 0000	08/08/12	3,719.57	3,137 82	581.75	SALE
ABBVIE INC / 00287Y109 11/05/13	28.0000	08/08/12	1,349 17	962 38	386 79	SALE
AKORN INC / 009728106 11/18/13	11.0000	10/01/12	259 16	145.18	113.98	SALE
ALIGN TECH INC / 016255101 10/23/13	6 0000	10/18/12	344 85	159.62	185 23	SALE
11/22/13	4.0000	10/18/12	217.16	106 41	110.75	SALE
ALLIANCE DATA SYSTEMS / 018581108 CORP 04/24/13	48 0000	11/08/11	7,962 08	4,939.27	3,022 81	SALE
ASCENA RETAIL GROUP INC / 04351G101 09/11/13	104.0000	06/13/12	1,739.82	2,040 88	-301 06	SALE
BARCLAYS PLC ADR / 06738E204 05/13/13	50.0000	03/24/11	957.00	949.04	7 96	SALE
CADENCE DESIGN SYSTEMS / 127387108 INC 11/12/13	564 0000	07/11/12	7,241.97	6,258 09	983.88	SALE
CELGENE CORP / 151020104 04/24/13	87.0000	11/08/11	10,646.59	5,645.85	5,000.74	SALE



2013 ENHANCED SUMMARY

Page 23 of 57

As of Date: 2/07/14

MARION & MARLENE BETTEN
FOUNDATION
1880 TALAMORE COURT SE
GRAND RAPIDS MI 49546-6907

Your Financial Advisor :
BRUCE PIENTON
2025 E BELTLINE SE
SUITE 501
GRAND RAPIDS MI 49546
(616) 975-2020

Account Number: 1497-3186

Year-End Account Summary

This information is NOT provided to the Internal Revenue Service, but is being provided to you for courtesy purposes.
Please consult with your Financial Advisor or Tax Advisor regarding specific questions.

LONG TERM GAINS OR LOSSES (Box 1c) FOR COVERED SECURITIES (Box 6)

continued

Proceeds from Broker and Barter Exchange Transactions for 2013

8-Description / CUSIP 1a-Date of Sale or Exchange	1e-Quantity Sold	1b-Date of Acquisition	2a-Sales Price*	3-Cost or Other Basis	Supplemental Information	
					Gain or Loss Amount	Additional Information
CHINA MINSHENG BANKING / 16949T106 CORP LTD ADR 01/15/13	33 0000	06/30/11	426 02	307.76	118.26	SALE
02/26/13	6.0000	06/30/11	77.58	55 96	21 62	SALE
02/27/13	73.0000	06/30/11	962 92	680 79	282.13	SALE
CHINA MOBILE LTD / 16941M109 SPONS ADR 05/13/13	34.0000	03/09/11	1,878.13	1,649.78	228.35	SALE
COMPANHIA PARANAENSE DE / 20441B407 ENERGIA-COPEL SPONSORED ADR REPSTG PFD SHS 05/13/13	19.0000	05/10/12	334 22	453 09	-118.87	SALE
CONSTANT CONTACT INC / 210313102 10/25/13	18.0000	10/01/12	474 97	321.53	153.44	SALE
COPART INC / 217204106	10.0000	10/01/12	356.78	274.44	82.34	
	10.0000	10/02/12	356.78	273.45	83.33	
	11.0000	10/03/12	392.47	300.15	92 32	
12/09/13	31 0000	Various	1,106.03	848 04	257 99	SALE
						TOTAL 3 LOTS
DANSKE BANK A/S / 236363107 05/14/13	85 0000	04/19/11	760 59	975.77	-215.18	SALE
DEUTSCHE LUFTHANSA A G / 251561304 SPONSORED ADR 01/25/13	51 0000	06/23/11	1,043.21	1,043.00	0.21	SALE

2013 ENHANCED SUMMARY

Page 24 of 57

As of Date: 2/07/14

MARION & MARLENE BETTEN
FOUNDATION
1880 TALAMORE COURT SE
GRAND RAPIDS MI 49546-6907

Your Financial Advisor :
BRUCE PIENTON
2025 E BELTLINE SE
SUITE 501
GRAND RAPIDS MI 49546
(616) 975-2020

Account Number: 1497-3186

Year-End Account Summary

**This information is NOT provided to the Internal Revenue Service, but is being provided to you for courtesy purposes.
Please consult with your Financial Advisor or Tax Advisor regarding specific questions.**

LONG TERM GAINS OR LOSSES (Box 1c) FOR COVERED SECURITIES (Box 6) Proceeds from Broker and Barter Exchange Transactions for 2013

continued

8-Description / CUSIP 1a-Date of Sale or Exchange	1e-Quantity Sold	1b-Date of Acquisition	2a-Sales Price*	3-Cost or Other Basis	Supplemental Information	
					Gain or Loss Amount	Additional Information
05/14/13	111.0000	06/23/11	2,247.98	2,270.05	-22.07	SALE
DRIL-QUIP INC / 262037104 10/11/13	3.0000	10/02/12	349.62	214.79	134.83	SALE
DUKE ENERGY CORP / 26441C204 COM NEW 01/09/13	92.0000	09/13/11	5,969.26	5,222.69	746.57	SALE
E M C CORP MASS / 268648102 05/14/13	238.0000	09/13/11	5,485.33	5,216.63	268.70	SALE
EAST WEST BANCORP INC / 27579R104 10/14/13	9.0000	10/01/12	304.51	189.86	114.65	SALE TOTAL 3 LOTS
	15.0000	10/02/12	507.53	317.31	190.22	
	20.0000	10/03/12	676.71	425.01	251.70	
	44.0000	Various	1,488.75	932.18	556.57	
EURASIAN NATURAL / 29843V101 RESOURCE -UNSPON ADR 04/19/13	177.0000	11/10/11	310.39	957.13	-646.74	SALE
EVERCORE PARTNERS INC CL / 29977A105 A 03/08/13	8.0000	05/12/11	343.85	289.32	54.53	SALE TOTAL 2 LOTS
	2.0000	05/12/11	96.14	72.33	23.81	
	23.0000	05/13/11	1,105.73	835.90	269.83	
	25.0000	Various	1,201.87	908.23	293.64	
FEDEX CORPORATION / 31428X106 09/04/13	72.0000	04/17/12	7,743.38	6,522.83	1,220.55	SALE



2013 ENHANCED SUMMARY

Page 25 of 57

As of Date: 2/07/14

MARION & MARLENE BETTEN
FOUNDATION
1880 TALAMORE COURT SE
GRAND RAPIDS MI 49546-6907

Your Financial Advisor :
BRUCE PIENTON
2025 E BELTLINE SE
SUITE 501
GRAND RAPIDS MI 49546
(616) 975-2020

Account Number: 1497-3186

Year-End Account Summary

This information is NOT provided to the Internal Revenue Service, but is being provided to you for courtesy purposes.
Please consult with your Financial Advisor or Tax Advisor regarding specific questions.

LONG TERM GAINS OR LOSSES (Box 1c) FOR COVERED SECURITIES (Box 6) Proceeds from Broker and Barter Exchange Transactions for 2013

continued

8-Description / CUSIP 1a-Date of Sale or Exchange	1e-Quantity Sold	1b-Date of Acquisition	2a-Sales Price*	3-Cost or Other Basis	Supplemental Information Gain or Loss Amount Additional Information	
FIFTH THIRD BANCORP / 316773100						
	337.0000	11/08/11	5,987.37	4,159.15	1,828.22	
	123.0000	01/03/12	2,185.31	1,612.99	572.32	
10/09/13	460.0000	Various	8,172.68	5,772.14	2,400.54	SALE TOTAL 2 LOTS
FLOWERS FOODS INC / 343498101						
	8.0000	11/14/11	276.66	164.62	112.04	
	55.0000	11/15/11	1,902.07	1,136.93	765.14	
06/18/13	63.0000	Various	2,178.73	1,301.55	877.18	SALE TOTAL 2 LOTS
	52.0513	11/15/11	1,216.24	723.49	492.75	
	5.9487	11/16/11	139.00	82.96	56.04	
07/19/13	58.0000	Various	1,355.24	806.45	548.79	SALE TOTAL 2 LOTS
FOOT LOCKER INC / 344849104						
08/06/13	208.0000	09/13/11	7,400.34	4,236.02	3,164.32	SALE
GNC HOLDINGS INC / 36191G107						
04/24/13	191.0000	02/22/12	8,144.29	6,241.27	1,903.02	SALE
GRACE W R & CO / 38388F108						
DEL NEW						
10/09/13	108.0000	05/15/12	9,300.63	6,146.79	3,153.84	SALE
HEICO CORP NEW / 422806109						
	1.0000	10/02/12	68.61	38.53	30.08	
	8.0000	10/03/12	548.95	307.14	241.81	
10/18/13	9.0000	Various	617.56	345.67	271.89	SALE TOTAL 2 LOTS
HERBALIFE LTD / G4412G101						
09/18/13	51.0000	09/13/11	3,717.19	2,794.39	922.80	SALE

2013 ENHANCED SUMMARY

Page 26 of 57

As of Date: 2/07/14

MARION & MARLENE BETTEN
FOUNDATION
1880 TALAMORE COURT SE
GRAND RAPIDS MI 49546-6907

Your Financial Advisor :
BRUCE PIENTON
2025 E BELTLINE SE
SUITE 501
GRAND RAPIDS MI 49546
(616) 975-2020

Account Number: 1497-3186

Year-End Account Summary

This information is NOT provided to the Internal Revenue Service, but is being provided to you for courtesy purposes.
Please consult with your Financial Advisor or Tax Advisor regarding specific questions.

LONG TERM GAINS OR LOSSES (Box 1c) FOR COVERED SECURITIES (Box 6)

continued

Proceeds from Broker and Barter Exchange Transactions for 2013

8-Description / CUSIP 1a-Date of Sale or Exchange	1e-Quantity Sold	1b-Date of Acquisition	2a-Sales Price*	3-Cost or Other Basis	Supplemental Information	
					Gain or Loss Amount	Additional Information
HITTITE MICROWAVE CORP / 43365Y104	15.0000	10/01/12	979.75	837.34	142.41	
	5.0000	10/02/12	326.58	280.84	45.74	
	12.0000	10/03/12	783.81	672.35	111.46	
10/22/13	32.0000	Various	2,090.14	1,790.53	299.61	SALE
						TOTAL 3 LOTS
HUB GROUP INC CL A / 443320106						
12/02/13	17.0000	10/01/12	635.44	506.09	129.35	SALE
IAC/INTERACTIVECORP / 44919P508	58.0000	03/15/11	2,369.83	1,719.28	650.55	
	43.0000	06/01/11	1,756.95	1,597.10	159.85	
02/27/13	101.0000	Various	4,126.78	3,316.38	810.40	SALE
						TOTAL 2 LOTS
II-VI INC / 902104108						
10/28/13	25.0000	10/01/12	467.21	484.80	-17.59	SALE
IMPERIAL TOB GROUP PLC / 453142101						
SPONSORED ADR						
05/14/13	9.0000	03/11/11	628.43	570.75	57.68	SALE
ITC HOLDINGS CORP / 465685105						
01/11/13	13.0000	07/12/11	1,023.74	943.22	80.52	SALE
JPMORGAN CHASE & CO / 46625H100						
11/12/13	64.0000	06/13/12	3,443.72	2,199.02	1,244.70	SALE
MEN'S WEARHOUSE / 587118100	37.0000	06/07/12	1,672.44	1,106.54	565.90	
	20.0000	06/08/12	904.02	579.82	324.20	
	5.0000	10/01/12	226.01	172.93	53.08	
10/09/13	62.0000	Various	2,802.47	1,859.29	943.18	SALE
						TOTAL 3 LOTS



2013 ENHANCED SUMMARY

Page 27 of 57

As of Date: 2/07/14

MARION & MARLENE BETTEN
FOUNDATION
1880 TALAMORE COURT SE
GRAND RAPIDS MI 49546-6907

Your Financial Advisor :
BRUCE PIENTON
2025 E BELTLINE SE
SUITE 501
GRAND RAPIDS MI 49546
(616) 975-2020

Account Number: 1497-3186

Year-End Account Summary

**This information is NOT provided to the Internal Revenue Service, but is being provided to you for courtesy purposes.
Please consult with your Financial Advisor or Tax Advisor regarding specific questions.**

LONG TERM GAINS OR LOSSES (Box 1c) FOR COVERED SECURITIES (Box 6)

continued

Proceeds from Broker and Barter Exchange Transactions for 2013

8-Description / CUSIP 1a-Date of Sale or Exchange	1e-Quantity Sold	1b-Date of Acquisition	2a-Sales Price*	3-Cost or Other Basis	Supplemental Information	
					Gain or Loss Amount	Additional Information
MICHELIN (CGDE) UNSP ADR / 59410T106						
	110.0000	08/12/11	1,920.13	1,626.20	293.93	
	50.0000	11/16/11	872.79	639.16	233.63	
05/14/13	160.0000	Various	2,792.92	2,265.36	527.56	SALE
						TOTAL 2 LOTS
MIDDLEBY CORP / 596278101						
10/03/13	2.0000	10/01/12	428.16	234.40	193.76	SALE
12/31/13	2.0000	10/01/12	482.11	234.40	247.71	SALE
NATIONAL GRID PLC / 636274300 SPON ADR NEW						
05/13/13	20.0000	03/11/11	1,274.28	929.82	344.46	SALE
NEWMARKET CORPORATION / 651587107						
10/08/13	4.0000	10/02/12	1,144.31	968.57	175.74	SALE
NSK LTD-SPONSORED ADR / 670184100						
	10.0000	02/03/12	145.75	149.94	-4.19	
	5.0000	02/07/12	72.87	75.54	-2.67	
	5.0000	02/08/12	72.87	75.31	-2.44	
	10.0000	02/09/12	145.75	151.42	-5.67	
	5.0000	02/10/12	72.87	74.94	-2.07	
02/13/13	35.0000	Various	510.11	527.15	-17.04	SALE
						TOTAL 5 LOTS
OIL STATES INTL INC / 678026105						
01/17/13	17.0000	02/11/11	1,306.77	1,228.41	78.36	SALE
OPEN TEXT CORP / 683715106						
	3.0000	10/01/12	223.89	165.72	58.17	
	5.0000	10/02/12	373.16	275.91	97.25	
10/03/13	8.0000	Various	597.05	441.63	155.42	SALE
						TOTAL 2 LOTS

2013 ENHANCED SUMMARY

Page 28 of 57

As of Date: 2/07/14

MARION & MARLENE BETTEN
FOUNDATION
1880 TALAMORE COURT SE
GRAND RAPIDS MI 49546-6907

Your Financial Advisor :
BRUCE PIENTON
2025 E BELTLINE SE
SUITE 501
GRAND RAPIDS MI 49546
(616) 975-2020

Account Number: 1497-3186

Year-End Account Summary

This information is NOT provided to the Internal Revenue Service, but is being provided to you for courtesy purposes.
Please consult with your Financial Advisor or Tax Advisor regarding specific questions.

LONG TERM GAINS OR LOSSES (Box 1c) FOR COVERED SECURITIES (Box 6) Proceeds from Broker and Barter Exchange Transactions for 2013

continued

8-Description / CUSIP 1a-Date of Sale or Exchange	1e-Quantity Sold	1b-Date of Acquisition	2a-Sales Price*	3-Cost or Other Basis	Supplemental Information	
					Gain or Loss Amount	Additional Information
10/04/13	12 0000	10/03/12	893.26	664.21	229.05	SALE
PENN NATL GAMING INC / 707569109 11/18/13	27 0000	Various	409.43	263.56	145.87	SALE
PETROLEO BRASILEIRO - / 71654V408 SPON ADR - PETROBRAS 05/13/13	24.0000	04/21/11	449 41	914 28	-464 87	SALE
PORSCHE AUTOMOBIL-UNSPON / 73328P106 ADR 05/14/13	158.0000	04/26/11	1,230 51	1,044.11	186.40	SALE
POWER INTEGRATIONS INC / 739276103 11/04/13	14.0000	10/01/12	795.03	434.38	360.65	SALE
QLIK TECHNOLOGIES INC / 74733T105 10/02/13	4 0000	10/01/12	140.33	88 06	52.27	SALE
RIO TINTO PLC / 767204100 SPONSORED ADR	9.0000	01/11/12	415.18	480.04	-64.86	
	20.0000	01/12/12	922.63	1,092.42	-169.79	
	17.0000	01/13/12	784.24	931.45	-147.21	
	10.0000	01/18/12	461.32	573.95	-112.63	
	6.0000	03/15/12	276.80	331.98	-55.18	
05/13/13	62.0000	Various	2,860 17	3,409.84	-549.67	SALE
						TOTAL 5 LOTS
ROCKWOOD HOLDINGS INC / 774415103	8 0000	10/01/12	574.33	356.97	217.36	Original Basis 373 37
	5.0000	10/02/12	358.96	226.46	132.50	Original Basis 236 71
	7.0000	10/03/12	502.55	318.24	184.31	Original Basis 332 59



2013 ENHANCED SUMMARY

Page 29 of 57

As of Date: 2/07/14

MARION & MARLENE BETTEN
FOUNDATION
1880 TALAMORE COURT SE
GRAND RAPIDS MI 49546-6907

Your Financial Advisor :
BRUCE PIENTON
2025 E BELTLINE SE
SUITE 501
GRAND RAPIDS MI 49546
(616) 975-2020

Account Number: 1497-3186

Year-End Account Summary

**This information is NOT provided to the Internal Revenue Service, but is being provided to you for courtesy purposes.
Please consult with your Financial Advisor or Tax Advisor regarding specific questions.**

LONG TERM GAINS OR LOSSES (Box 1c) FOR COVERED SECURITIES (Box 6)

continued

Proceeds from Broker and Barter Exchange Transactions for 2013

8-Description / CUSIP 1a-Date of Sale or Exchange	1e-Quantity Sold	1b-Date of Acquisition	2a-Sales Price*	3-Cost or Other Basis	Supplemental Information		
					Gain or Loss Amount	Additional Information	
12/02/13	20.0000	Various	1,435.84	901.67	534.17	SALE	TOTAL 3 LOTS
ROYAL DUTCH SHELL PLC / 780259107 ADR B							
05/13/13	13.0000	06/13/11	926.31	913.94	12.37	SALE	
SPECTRUM BRANDS INC NEW / 84763R101							
11/05/13	57.0000	09/06/12	3,605.44	2,197.16	1,408.28	SALE	
11/06/13	80.0000	09/06/12	5,067.17	3,083.73	1,983.44	SALE	
STEINHOFF INTL-UNSPON / 85846Q101 ADR							
05/14/13	43.0000	06/30/11	538.11	724.52	-186.41	SALE	
SUNCOR ENERGY INC NEW / 867224107							
	15.0000	01/10/12	473.06	484.31	-11.25		
	20.0000	01/11/12	630.74	642.29	-11.55		
	12.0000	01/12/12	378.45	386.68	-8.23		
	18.0000	01/18/12	567.67	600.09	-32.42		
	10.0000	03/15/12	315.38	331.51	-16.13		
05/13/13	75.0000	Various	2,365.30	2,444.88	-79.58	SALE	TOTAL 5 LOTS
SUNCORP GROUP LTD / 86723Y100 ADR							
05/14/13	281.0000	09/23/11	3,506.69	2,169.35	1,337.34	SALE	
TATA MOTORS LIMITED / 876568502 SPONSORED ADR							
05/13/13	19.0000	01/27/12	509.25	454.83	54.42	SALE	
TECHNE CORP / 878377100							
	2.0000	10/01/12	163.70	143.89	19.81		

2013 ENHANCED SUMMARY

Page 30 of 57

As of Date: 2/07/14

MARION & MARLENE BETTEN
FOUNDATION
1880 TALAMORE COURT SE
GRAND RAPIDS MI 49546-6907

Your Financial Advisor :
BRUCE PIENTON
2025 E BELTLINE SE
SUITE 501
GRAND RAPIDS MI 49546
(616) 975-2020

Account Number: 1497-3186

Year-End Account Summary

This information is NOT provided to the Internal Revenue Service, but is being provided to you for courtesy purposes.
Please consult with your Financial Advisor or Tax Advisor regarding specific questions.

LONG TERM GAINS OR LOSSES (Box 1c) FOR COVERED SECURITIES (Box 6) Proceeds from Broker and Barter Exchange Transactions for 2013

continued

8-Description / CUSIP 1a-Date of Sale or Exchange	1e-Quantity Sold	1b-Date of Acquisition	2a-Sales Price*	3-Cost or Other Basis	Supplemental Information	
					Gain or Loss Amount	Additional Information
10/16/13	2.0000	10/02/12	163.70	146.72	16.98	
	4.0000	Various	327.40	290.61	36.79	SALE
TOTAL 2 LOTS						
TELEFONICA S A / 879382208 SPON ADR 05/13/13	48.0000	05/09/12	681.99	683.78	-1.79	SALE
TIGER BRANDS LTD-SPON / 88673M201 ADR 05/14/13	24.0000	06/30/11	798.21	705.48	92.73	SALE
UNITEDHEALTH GROUP / 91324P102 INC 11/05/13	118.0000	07/12/11	8,118.06	6,100.54	2,017.52	SALE
US BANCORP NEW / 902973304 02/27/13	212.0000	01/11/12	7,195.86	5,933.54	1,262.32	SALE
VALE S A ADR / 91912E105 05/13/13	28.0000	06/29/11	468.34	885.93	-417.59	SALE
VALLOUREC SA / 92023R308 SPONSORED ADR NEW 05/14/13	248.0000	10/13/11	2,625.54	3,248.97	-623.43	SALE
WABCO HOLDINGS INC / 92927K102	36.0000	01/21/11	2,569.62	2,055.98	513.64	
	57.0000	08/03/11	4,068.58	3,354.45	714.13	
03/12/13	93.0000	Various	6,638.20	5,410.43	1,227.77	SALE
TOTAL 2 LOTS						



2013 ENHANCED SUMMARY

Page 31 of 57

As of Date: 2/07/14

MARION & MARLENE BETTEN
FOUNDATION
1880 TALAMORE COURT SE
GRAND RAPIDS MI 49546-6907

Your Financial Advisor :
BRUCE PIENTON
2025 E BELTLINE SE
SUITE 501
GRAND RAPIDS MI 49546
(616) 975-2020

Account Number: 1497-3186

Year-End Account Summary

This information is NOT provided to the Internal Revenue Service, but is being provided to you for courtesy purposes.
Please consult with your Financial Advisor or Tax Advisor regarding specific questions.

LONG TERM GAINS OR LOSSES (Box 1c) FOR COVERED SECURITIES (Box 6)

continued

Proceeds from Broker and Barter Exchange Transactions for 2013

8-Description / CUSIP 1a-Date of Sale or Exchange	1e-Quantity Sold	1b-Date of Acquisition	2a-Sales Price*	3-Cost or Other Basis	Supplemental Information Gain or Loss Amount	Additional Information
YARA INTERNATIONAL ASA / 984851204 05/15/13	26.0000	08/08/11	1,150.53	1,254.59	-104.06	SALE
TOTAL LONG TERM GAINS OR LOSSES FOR COVERED SECURITIES			184,018.15	143,580.60	40,437.55	

LONG TERM GAINS OR LOSSES (Box 1c) FOR NONCOVERED SECURITIES (Box 6)

Proceeds from Broker and Barter Exchange Transactions for 2013

8-Description / CUSIP 1a-Date of Sale or Exchange	1e-Quantity Sold	1b-Date of Acquisition	2a-Sales Price*	3-Cost or Other Basis	Supplemental Information Gain or Loss Amount	Additional Information
ACE LIMITED / H0023R105 04/24/13	82.0000	07/13/05	7,382.35	3,678.52	3,703.83	SALE
AMERICA MOVIL SAB DE CV / 02364W105 ADR SERIES L 05/13/13	36.0000	07/09/09	758.74	686.80	71.94	SALE
ASTRAZENECA PLC / 046353108 SPON ADR	33.0000	03/09/09	1,689.09	1,001.10	687.99	
	16.0000	05/22/09	818.96	665.61	153.35	
05/13/13	49.0000	Various	2,508.05	1,666.71	841.34	SALE
						TOTAL 2 LOTS
AUSTRALIA & NEW / 052528304 ZEALAND BANKING GROUP SPONSORED ADR	86.0000	07/23/09	2,567.07	1,186.82	1,380.25	
	32.0000	07/24/09	955.20	442.99	512.21	
05/14/13	118.0000	Various	3,522.27	1,629.81	1,892.46	SALE
						TOTAL 2 LOTS

2013 ENHANCED SUMMARY

Page 32 of 57

As of Date: 2/07/14

MARION & MARLENE BETTEN
FOUNDATION
1880 TALAMORE COURT SE
GRAND RAPIDS MI 49546-6907

Your Financial Advisor :
BRUCE PIENTON
2025 E BELTLINE SE
SUITE 501
GRAND RAPIDS MI 49546
(616) 975-2020

Account Number: 1497-3186

Year-End Account Summary

This information is NOT provided to the Internal Revenue Service, but is being provided to you for courtesy purposes.
Please consult with your Financial Advisor or Tax Advisor regarding specific questions.

LONG TERM GAINS OR LOSSES (Box 1c) FOR NONCOVERED SECURITIES (Box 6) Proceeds from Broker and Barter Exchange Transactions for 2013

continued

8-Description / CUSIP 1a-Date of Sale or Exchange	1e-Quantity Sold	1b-Date of Acquisition	2a-Sales Price*	3-Cost or Other Basis	Supplemental Information Gain or Loss Amount	Additional Information	
BARCLAYS PLC ADR / 06738E204 05/13/13	138 0000	07/06/10	2,641.32	2,267.19	374 13	SALE	
BHP BILLITON LTD / 088606108 SPON ADR 05/13/13	6.0000	09/24/08	411 22	370.04	41 18	SALE	
CHEUNG KONG HLDINGS ADR / 166744201 (HONG KONG)	39.0000	11/16/05	578.53	392.40	186.13		
	74.0000	01/21/09	1,097.73	664.51	433.22		
	27.0000	06/09/10	400.52	303.89	96.63		
05/14/13	140 0000	Various	2,076.78	1,360.80	715.98	SALE	TOTAL 3 LOTS
DANSKE BANK A/S / 236363107 05/14/13	205.0000	12/30/10	1,834 36	2,602.11	-767 75	SALE	
EAST JAPAN RAILWAY CO- / 273202101 ADR	97.0000	04/08/09	1,335.62	843.82	491.80		
	30.0000	08/07/09	413.08	292.65	120.43		
	47.0000	08/10/09	647.16	456.55	190.61		
05/14/13	174.0000	Various	2,395 86	1,593.02	802 84	SALE	TOTAL 3 LOTS
ENI S P A / 26874R108 SPON ADR	7.5000	02/23/04	360.76	292.95	67.81		
	9.5000	12/23/05	456.97	560.87	-103.90		
	4.0000	05/22/06	192.42	235.81	-43.39		
05/13/13	21.0000	Various	1,010.15	1,089.63	-79 48	SALE	TOTAL 3 LOTS



2013 ENHANCED SUMMARY

Page 33 of 57

As of Date: 2/07/14

MARION & MARLENE BETTEN
FOUNDATION
1880 TALAMORE COURT SE
GRAND RAPIDS MI 49546-6907

Your Financial Advisor :
BRUCE PIENTON
2025 E BELTLINE SE
SUITE 501
GRAND RAPIDS MI 49546
(616) 975-2020

Account Number: 1497-3186

Year-End Account Summary

This information is NOT provided to the Internal Revenue Service, but is being provided to you for courtesy purposes.
Please consult with your Financial Advisor or Tax Advisor regarding specific questions.

LONG TERM GAINS OR LOSSES (Box 1c) FOR NONCOVERED SECURITIES (Box 6) Proceeds from Broker and Barter Exchange Transactions for 2013

continued

Transactions from Broker and Dealer Exchange Transactions for 2013						Supplemental Information	
8-Description / CUSIP 1a-Date of Sale or Exchange	1e-Quantity Sold	1b-Date of Acquisition	2a-Sales Price*	3-Cost or Other Basis	Gain or Loss Amount	Additional Information	
GAZPROM O A O / 368287207 SPONSORED ADR							
	18 0000	01/08/08	143.51	531.97	-388.46		
	30.0000	06/11/09	239.21	351.75	-112.54		
05/14/13	48 0000	Various	382.72	883.72	-501.00	SALE	
						TOTAL 2 LOTS	
GLAXOSMITHKLINE PLC-ADR / 37733W105							
	54.0000	06/16/05	2,788.61	2,639.79	148.82		
	5.0000	10/11/05	258.20	251.02	7.18		
	22.0000	10/15/08	1,136.11	813.40	322.71		
05/13/13	81 0000	Various	4,182.92	3,704.21	478.71	SALE	
						TOTAL 3 LOTS	
HENDERSON LD DEV LTD / 425166303 SPON ADR							
05/14/13	380 0000	08/10/10	2,752.96	2,530.08	222.88	SALE	
IAC/INTERACTIVECORP / 44919P508 02/27/13							
	33 0000	08/24/10	1,348.35	790.86	557.49	SALE	
IBERDROLA SA-SPONSORED / 450737101 ADR							
	25.0000	09/18/09	539.67	1,006.27	-466.60		
	17.0000	09/21/09	366.97	677.72	-310.75		
	25.0000	04/15/10	539.67	884.43	-344.76		
	30.0000	05/12/10	647.61	877.89	-230.28		
05/14/13	97 0000	Various	2,093.92	3,446.31	-1,352.39	SALE	
						TOTAL 4 LOTS	
IMPERIAL TOB GROUP PLC / 453142101 SPONSORED ADR							
	5.0000	03/26/09	349.11	225.43	123.68		
	14.0000	04/17/09	977.51	635.10	342.41		
	14.0000	05/07/09	977.52	665.33	312.19		

2013 ENHANCED SUMMARY

Page 34 of 57

As of Date: 2/07/14

MARION & MARLENE BETTEN
FOUNDATION
1880 TALAMORE COURT SE
GRAND RAPIDS MI 49546-6907

Your Financial Advisor :
BRUCE PIENTON
2025 E BELTLINE SE
SUITE 501
GRAND RAPIDS MI 49546
(616) 975-2020

Account Number: 1497-3186

Year-End Account Summary

This information is NOT provided to the Internal Revenue Service, but is being provided to you for courtesy purposes.
Please consult with your Financial Advisor or Tax Advisor regarding specific questions.

LONG TERM GAINS OR LOSSES (Box 1c) FOR NONCOVERED SECURITIES (Box 6) Proceeds from Broker and Barter Exchange Transactions for 2013

continued

8-Description / CUSIP 1a-Date of Sale or Exchange	1e-Quantity Sold	1b-Date of Acquisition	2a-Sales Price*	3-Cost or Other Basis	Supplemental Information	
					Gain or Loss Amount	Additional Information
	14.0000	07/13/09	977.52	726.31	251.21	
	5.0000	12/04/09	349.11	311.93	37.18	
	6.0000	12/07/09	418.93	373.39	45.54	
	5.0000	03/05/10	349.11	326.45	22.66	
	4.0000	04/26/10	279.29	241.25	38.04	
05/14/13	67.0000	Various	4,678.10	3,505.19	1,172.91	SALE
						TOTAL 8 LOTS
JPMORGAN CHASE & CO / 46625H100 11/12/13	113.0000	04/12/06	6,080.30	4,739.39	1,340.91	SALE
MACQUARIE GROUP LTD A / 55607P105 05/14/13	60.0000	04/23/10	2,750.62	2,768.41	-17.79	SALE
MITSUBISHI CORP ADR / 606769305	33.0000	04/02/09	1,227.90	936.54	291.36	
	36.0000	10/12/10	1,339.53	1,810.58	-471.05	
05/14/13	69.0000	Various	2,567.43	2,747.12	-179.69	SALE
						TOTAL 2 LOTS
MITSUBISHI UFJ FINANCIAL / 606822104 ADR	211.0000	05/15/07	1,513.02	2,361.61	-848.59	
	100.0000	07/03/07	717.07	1,131.82	-414.75	
	133.0000	10/23/07	953.71	1,227.28	-273.57	
	112.0000	12/12/08	803.12	611.82	191.30	
	177.0000	10/02/09	1,269.23	885.67	383.56	
05/13/13	733.0000	Various	5,256.15	6,218.20	-962.05	SALE
						TOTAL 5 LOTS
MUENCHENER / 626188106 RUECKVERSICHERUNGS- GESELLSCHAFT AG ADR 05/14/13	91.0000	05/04/09	1,779.72	1,251.23	528.49	SALE



2013 ENHANCED SUMMARY

Page 35 of 57

As of Date: 2/07/14

MARION & MARLENE BETTEN
FOUNDATION
1880 TALAMORE COURT SE
GRAND RAPIDS MI 49546-6907

Your Financial Advisor :
BRUCE PIENTON
2025 E BELTLINE SE
SUITE 501
GRAND RAPIDS MI 49546
(616) 975-2020

Account Number: 1497-3186

Year-End Account Summary

This information is NOT provided to the Internal Revenue Service, but is being provided to you for courtesy purposes.
Please consult with your Financial Advisor or Tax Advisor regarding specific questions.

LONG TERM GAINS OR LOSSES (Box 1c) FOR NONCOVERED SECURITIES (Box 6)

continued

Proceeds from Broker and Barter Exchange Transactions for 2013

Transactions for 2010						
8-Description / CUSIP		1b-Date of		3-Cost or Other	Supplemental Information	
1a-Date of Sale or Exchange	1e-Quantity Sold	Acquisition	2a-Sales Price*	Basis	Gain or Loss Amount	Additional Information
NATIONAL GRID PLC / 636274300						
SPON ADR NEW						
	5.0000	05/27/08	318.57	362.80	-44.23	
	15.0000	09/15/08	955.71	964.46	-8.75	
	15.0000	07/08/09	955.71	653.03	302.68	
05/13/13	35.0000	Various	2,229.99	1,980.29	249.70	SALE
						TOTAL 3 LOTS
NIPPON TELEGRAPH & / 654624105						
TELEPHONE CORP						
SPONSORED ADR						
	62.0000	02/23/04	1,605.11	1,453.28	151.83	
	12.0000	05/25/04	310.66	288.74	21.92	
	7.0000	07/13/05	181.23	151.76	29.47	
05/13/13	81.0000	Various	2,097.00	1,893.78	203.22	SALE
						TOTAL 3 LOTS
NIPPON YUSEN KABUSHIKI / 654633304						
KAISHA SPN ADR						
	315.0000	12/21/09	1,612.19	2,021.83	-409.64	
	107.0000	06/10/10	547.64	780.07	-232.43	
05/14/13	422.0000	Various	2,159.83	2,801.90	-642.07	SALE
						TOTAL 2 LOTS
NISSAN MTR LTD SPONS-ADR / 654744408						
	116.0000	12/14/07	2,524.48	2,462.90	61.58	
	34.0000	01/29/08	739.93	631.44	108.49	
	46.0000	03/18/09	1,001.10	344.26	656.84	
05/14/13	196.0000	Various	4,265.51	3,438.60	826.91	SALE
						TOTAL 3 LOTS
NITTO DENKO CORP ADR / 654802206						
05/14/13	80.0000	12/08/10	2,627.84	1,779.60	848.24	SALE

2013 ENHANCED SUMMARY

Page 36 of 57

As of Date: 2/07/14

MARION & MARLENE BETTEN
FOUNDATION
1880 TALAMORE COURT SE
GRAND RAPIDS MI 49546-6907

Your Financial Advisor :
BRUCE PIENTON
2025 E BELTLINE SE
SUITE 501
GRAND RAPIDS MI 49546
(616) 975-2020

Account Number: 1497-3186

Year-End Account Summary

This information is NOT provided to the Internal Revenue Service, but is being provided to you for courtesy purposes.
Please consult with your Financial Advisor or Tax Advisor regarding specific questions.

LONG TERM GAINS OR LOSSES (Box 1c) FOR NONCOVERED SECURITIES (Box 6) Proceeds from Broker and Barter Exchange Transactions for 2013

continued

8-Description / CUSIP 1a-Date of Sale or Exchange	1e-Quantity Sold	1b-Date of Acquisition	2a-Sales Price*	3-Cost or Other Basis	Supplemental Information Gain or Loss Amount	Additional Information	
NTT DOCOMO INC ADR / 62942M201 SPONSORED ADR BONY 1/200TH ORD	6.0000	08/10/07	94.64	86.76	7.88		
	35.0000	08/13/07	552.08	497.80	54.28		
	72.0000	08/15/07	1,135.72	1,020.68	115.04		
05/13/13	113.0000	Various	1,782.44	1,605.24	177.20	SALE	TOTAL 3 LOTS
PETROLEO BRASILEIRO - / 71654V408 SPON ADR - PETROBRAS	4.0000	10/23/07	74.89	165.14	-90.25		
	10.0000	09/25/08	187.24	481.18	-293.94		
	10.0000	02/04/10	187.24	392.56	-205.32		
	3.0000	02/05/10	56.17	114.64	-58.47		
05/13/13	27.0000	Various	505.54	1,153.52	-647.98	SALE	TOTAL 4 LOTS
PORSCHE AUTOMOBIL-UNSPON / 73328P106 ADR	141.0000	09/16/09	1,206.55	1,092.11	114.44		
	31.0000	11/10/09	265.28	243.48	21.80		
02/04/13	172.0000	Various	1,471.83	1,335.59	136.24	SALE	TOTAL 2 LOTS
	58.0000	11/10/09	451.70	455.53	-3.83		
	170.0000	04/06/10	1,323.96	1,062.31	261.65		
	112.0000	06/09/10	872.26	439.03	433.23		
05/14/13	340.0000	Various	2,647.92	1,956.87	691.05	SALE	TOTAL 3 LOTS
POSCO SPONSORED ADR / 693483109	2.0000	04/08/08	144.81	254.78	-109.97		
	6.0000	05/08/08	434.43	768.73	-334.30		
	6.0000	03/12/09	434.44	364.15	70.29		



2013 ENHANCED SUMMARY

Page 37 of 57

As of Date: 2/07/14

MARION & MARLENE BETTEN
FOUNDATION
1880 TALAMORE COURT SE
GRAND RAPIDS MI 49546-6907

Your Financial Advisor :
BRUCE PIENTON
2025 E BELTLINE SE
SUITE 501
GRAND RAPIDS MI 49546
(616) 975-2020

Account Number: 1497-3186

Year-End Account Summary

This information is NOT provided to the Internal Revenue Service, but is being provided to you for courtesy purposes.
Please consult with your Financial Advisor or Tax Advisor regarding specific questions.

LONG TERM GAINS OR LOSSES (Box 1c) FOR NONCOVERED SECURITIES (Box 6)

continued

Proceeds from Broker and Barter Exchange Transactions for 2013

8-Description / CUSIP 1a-Date of Sale or Exchange	1e-Quantity Sold	1b-Date of Acquisition	2a-Sales Price*	3-Cost or Other Basis	Supplemental Information		
					Gain or Loss Amount	Additional Information	
05/13/13	14.0000	Various	1,013.68	1,387.66	-373.98	SALE	TOTAL 3 LOTS
REPSOL YPF S A / 76026T205							
	30.0000	02/23/04	646.70	637.80	8.90		
	11.0000	12/22/05	237.12	323.68	-86.56		
	23.0000	01/09/08	495.82	844.74	-348.92		
02/05/13	64.0000	Various	1,379.64	1,806.22	-426.58	SALE	TOTAL 3 LOTS
ROSS STORES INC / 778296103 (CALIF)							
03/12/13	98.0000	05/07/08	5,490.82	1,680.91	3,809.91	SALE	
ROYAL DUTCH SHELL PLC / 780259107 ADR B							
	8.0000	04/19/06	524.64	578.22	-53.58		
	9.0000	10/16/08	590.23	402.00	188.23		
04/19/13	17.0000	Various	1,114.87	980.22	134.65	SALE	TOTAL 2 LOTS
	11.0000	10/16/08	783.78	491.32	292.46		
	6.0000	12/10/08	427.51	302.63	124.88		
	11.0000	05/13/09	783.78	550.27	233.51		
	7.0000	04/26/10	498.77	416.85	81.92		
05/13/13	35.0000	Various	2,493.84	1,761.07	732.77	SALE	TOTAL 4 LOTS
SALZGITTER AG-UNSPON ADR / 795842202							
	179.0000	04/06/10	736.75	1,693.75	-957.00		
	69.0000	06/09/10	284.00	404.84	-120.84		
05/14/13	248.0000	Various	1,020.75	2,098.59	-1,077.84	SALE	TOTAL 2 LOTS
SANOFI ADR / 80105N105							
	7.0000	06/19/07	353.53	290.68	62.85		
	3.0000	10/22/07	151.52	125.34	26.18		

2013 ENHANCED SUMMARY

Page 38 of 57

As of Date: 2/07/14

MARION & MARLENE BETTEN
FOUNDATION
1880 TALAMORE COURT SE
GRAND RAPIDS MI 49546-6907

Your Financial Advisor :
BRUCE PIENTON
2025 E BELTLINE SE
SUITE 501
GRAND RAPIDS MI 49546
(616) 975-2020

Account Number: 1497-3186

Year-End Account Summary

**This information is NOT provided to the Internal Revenue Service, but is being provided to you for courtesy purposes.
Please consult with your Financial Advisor or Tax Advisor regarding specific questions.**

LONG TERM GAINS OR LOSSES (Box 1c) FOR NONCOVERED SECURITIES (Box 6) Proceeds from Broker and Barter Exchange Transactions for 2013

continued

8-Description / CUSIP 1a-Date of Sale or Exchange	1e-Quantity Sold	1b-Date of Acquisition	2a-Sales Price*	3-Cost or Other Basis	Supplemental Information		
					Gain or Loss Amount	Additional Information	
07/03/13	10.0000	Various	505.05	416.02	89.03	SALE	TOTAL 2 LOTS
07/05/13	7.0000	10/22/07	357.06	292.45	64.61	SALE	
	1.0000	10/22/07	52.08	41.77	10.31		
	24.0000	11/09/07	1,250.13	1,083.22	166.91		
	5.0000	11/13/07	260.45	229.77	30.68		
	5.0000	03/05/08	260.45	185.71	74.74		
08/07/13	35.0000	Various	1,823.11	1,540.47	282.64	SALE	TOTAL 4 LOTS
SHIN-ETSU CHEMICAL ADR / 824551105							
05/14/13	136.0000	12/08/10	2,250.91	1,700.41	550.50	SALE	
STATOIL ASA / 85771P102							
	24.0000	02/23/04	573.37	282.24	291.13		
	15.0000	02/26/07	358.36	403.02	-44.66		
	6.0000	02/27/07	143.34	159.16	-15.82		
	21.0000	04/16/07	501.72	594.23	-92.51		
05/13/13	66.0000	Various	1,576.79	1,438.65	138.14	SALE	TOTAL 4 LOTS
SWISSCOM AG / 871013108							
SPONSORED ADR							
	20.0000	06/18/08	894.06	679.80	214.26		
	5.0000	07/24/08	223.51	158.58	64.93		
	26.0000	07/25/08	1,162.28	829.21	333.07		
	41.0000	10/16/08	1,832.82	1,152.50	680.32		
	8.0000	11/18/09	357.62	307.90	49.72		
	5.0000	11/19/09	223.51	190.25	33.26		
	5.0000	11/20/09	223.52	188.83	34.69		
	5.0000	11/23/09	223.52	193.80	29.72		
05/14/13	115.0000	Various	5,140.84	3,700.87	1,439.97	SALE	TOTAL 8 LOTS



2013 ENHANCED SUMMARY

Page 39 of 57

As of Date: 2/07/14

MARION & MARLENE BETTEN
FOUNDATION
1880 TALAMORE COURT SE
GRAND RAPIDS MI 49546-6907

Your Financial Advisor :
BRUCE PIENTON
2025 E BELTLINE SE
SUITE 501
GRAND RAPIDS MI 49546
(616) 975-2020

Account Number: 1497-3186

Year-End Account Summary

This information is NOT provided to the Internal Revenue Service, but is being provided to you for courtesy purposes.
Please consult with your Financial Advisor or Tax Advisor regarding specific questions.

LONG TERM GAINS OR LOSSES (Box 1c) FOR NONCOVERED SECURITIES (Box 6) Proceeds from Broker and Barter Exchange Transactions for 2013

continued

8-Description / CUSIP 1a-Date of Sale or Exchange	1e-Quantity Sold	1b-Date of Acquisition	2a-Sales Price*	3-Cost or Other Basis	Supplemental Information Gain or Loss Amount	Additional Information
TELEFONICA S A / 879382208 SPON ADR 05/13/13	114 0000	06/11/10	1,619 72	2,184 65	-564 93	SALE
TELSTRA CORPORATION LTD / 87969N204 SPON ADR 05/08/13	67.0000	03/18/10	1,723 14	983.73	739 41	SALE
05/14/13	22 0000	03/18/10	549.79	323 02	226.77	SALE
07/29/13	74 0000	03/18/10	1,673.64	1,086.50	587 14	SALE
TORONTO DOMINION BK / 891160509 NEW	16.0000	07/07/09	1,311.59	799.02	512.57	
	4.0000	03/05/10	327.90	275.00	52.90	
05/13/13	20 0000	Various	1,639 49	1,074 02	565 47	SALE
TOTAL S A SPONS ADR / 89151E109	31.0000	02/23/04	1,558.60	1,420.02	138.58	
	7.0000	05/25/06	351.94	459.06	-107.12	
	14.0000	06/15/06	703.89	850.47	-146.58	
	5.0000	12/10/08	251.38	264.72	-13.34	
	3.0000	05/13/09	150.83	170.54	-19.71	
05/13/13	60.0000	Various	3,016.64	3,164 81	-148.17	SALE
TOYOTA MTR CORP ADR / 892331307 NEW 3/82 05/13/13	32.0000	11/30/10	3,974.42	2,489.64	1,484 78	SALE
YARA INTERNATIONAL ASA / 984851204 05/15/13	63 0000	12/08/10	2,787.82	3,353.15	-565.33	SALE

2013 ENHANCED SUMMARY

Page 40 of 57

As of Date: 2/07/14

MARION & MARLENE BETTEN
FOUNDATION
1880 TALAMORE COURT SE
GRAND RAPIDS MI 49546-6907

Your Financial Advisor :
BRUCE PIENTON
2025 E BELTLINE SE
SUITE 501
GRAND RAPIDS MI 49546
(616) 975-2020

Account Number: 1497-3186

Year-End Account Summary

This information is NOT provided to the Internal Revenue Service, but is being provided to you for courtesy purposes.
Please consult with your Financial Advisor or Tax Advisor regarding specific questions.

LONG TERM GAINS OR LOSSES (Box 1c) FOR NONCOVERED SECURITIES (Box 6) Proceeds from Broker and Barter Exchange Transactions for 2013

continued

8-Description / CUSIP 1a-Date of Sale or Exchange	1e-Quantity Sold	1b-Date of Acquisition	2a-Sales Price*	3-Cost or Other Basis	Supplemental Information	
					Gain or Loss Amount	Additional Information
ZURICH INSURANCE GROUP / 989825104 ADR						
	34.0000	11/02/04	940.62	430.32	510.30	Original Basis 491.59
	22.0000	10/10/05	608.64	344.95	263.69	Original Basis 384.59
	57.0000	10/15/08	1,576.93	1,079.84	497.09	Original Basis 1182.55
	36.0000	07/10/09	995.96	533.72	462.24	Original Basis 598.59
	15.0000	03/05/10	414.98	340.65	74.33	Original Basis 367.68
	15.0000	06/09/10	414.99	282.22	132.77	Original Basis 309.27
05/14/13	179.0000	Various	4,952.12	3,011.70	1,940.42	SALE
						TOTAL 6 LOTS
TOTAL LONG TERM GAINS OR LOSSES FOR NONCOVERED SECURITIES			124,306.33	103,949.50	20,356.83	

UNKNOWN TERM GAINS OR LOSSES FOR NONCOVERED SECURITIES (Box 6) Proceeds from Broker and Barter Exchange Transactions for 2013

8-Description / CUSIP 1a-Date of Sale or Exchange	1e-Quantity Sold	1b-Date of Acquisition	2a-Sales Price*	3-Cost or Other Basis	Supplemental Information	
					Gain or Loss Amount	Additional Information
CREDIT SUISSE GROUP / 225401108 SPON ADR						
05/20/13	0.9268	05/20/13	27.52	N/A	N/A	CASH IN LIEU
TOTAL UNKNOWN TERM GAINS OR LOSSES FOR NONCOVERED SECURITIES			27.52	0.00	0.00	

*Box 2a Sales price less commissions and option premiums

For some tax lots complete data is not available. Therefore, you may see N/A in the Proceeds, Gain/Loss columns, or Cost column. In these situations, you should determine the actual cost or proceeds and calculate the Gain/Loss. Please note that the totals will include any available cost or proceeds, even if the Gain/Loss is marked N/A.