



See a Social Security Number? Say Something!
Report Privacy Problems to <https://public.resource.org/privacy>
Or call the IRS Identity Theft Hotline at 1-800-908-4490



Return of Private Foundation

or Section 4947(a)(1) Trust Treated as Private Foundation

2013

Open to Public Inspection

Department of the Treasury
Internal Revenue Service

Do not enter Social Security numbers on this form as it may be made public.

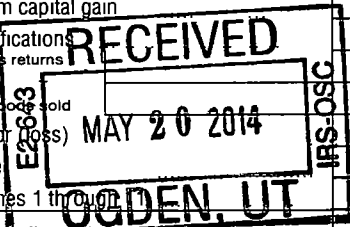
Information about Form 990-PF and its separate instructions is at www.irs.gov/form990pf.

For calendar year 2013 or tax year beginning

, and ending

Name of foundation JAMES & ZITA GAVIN FOUNDATION		A Employer identification number 36-3256613
Number and street (or P O box number if mail is not delivered to street address) 701 PARK DRIVE	Room/suite	B Telephone number (847) 251-8064
City or town, state or province, country, and ZIP or foreign postal code KENILWORTH, IL 60043		C If exemption application is pending, check here <input type="checkbox"/>
G Check all that apply: <input type="checkbox"/> Initial return <input type="checkbox"/> Initial return of a former public charity <input type="checkbox"/> Final return <input type="checkbox"/> Amended return <input type="checkbox"/> Address change <input type="checkbox"/> Name change		D 1. Foreign organizations, check here <input type="checkbox"/> 2. Foreign organizations meeting the 85% test, check here and attach computation <input type="checkbox"/>
H Check type of organization: <input checked="" type="checkbox"/> Section 501(c)(3) exempt private foundation <input type="checkbox"/> Section 4947(a)(1) nonexempt charitable trust <input type="checkbox"/> Other taxable private foundation		E If private foundation status was terminated under section 507(b)(1)(A), check here <input type="checkbox"/>
I Fair market value of all assets at end of year (from Part II, col. (c), line 16) \$ 14,800,993.	J Accounting method: <input checked="" type="checkbox"/> Cash <input type="checkbox"/> Accrual <input type="checkbox"/> Other (specify) _____	F If the foundation is in a 60-month termination under section 507(b)(1)(B), check here <input type="checkbox"/>

Part I Analysis of Revenue and Expenses <small>(The total of amounts in columns (b), (c), and (d) may not necessarily equal the amounts in column (a))</small>		(a) Revenue and expenses per books	(b) Net investment income	(c) Adjusted net income	(d) Disbursements for charitable purposes (cash basis only)
Revenue	1 Contributions, gifts, grants, etc., received	100,000.		N/A	
	2 Check <input type="checkbox"/> if the foundation is not required to attach Sch B				
	3 Interest on savings and temporary cash investments				
	4 Dividends and interest from securities	348,659.	348,659.		STATEMENT 1
	5a Gross rents				
	b Net rental income or (loss)				
	6a Net gain or (loss) from sale of assets not on line 10	247,438.			
	b Gross sales price for all assets on line 6a	552,877.			
	7 Capital gain net income (from Part IV, line 2)		247,438.		
	8 Net short-term capital gain				
	9 Income modifications				
	10a Gross sales less returns and allowances				
b Less Cost of goods sold					
c Gross profit or (loss)					
11 Other income					
12 Total. Add lines 1 through 11	696,097.	596,097.			
Operating and Administrative Expenses	13 Compensation of officers, directors, trustees, etc	0.	0.		0.
	14 Other employee salaries and wages				
	15 Pension plans, employee benefits				
	16a Legal fees				
	b Accounting fees	2,340.	1,872.		468.
	c Other professional fees	230.	0.		0.
	17 Interest				
	18 Taxes	6,224.	0.		0.
	19 Depreciation and depletion				
	20 Occupancy				
	21 Travel, conferences, and meetings				
	22 Printing and publications				
	23 Other expenses	25.	0.		0.
	24 Total operating and administrative expenses. Add lines 13 through 23	8,819.	1,872.		468.
	25 Contributions, gifts, grants paid	679,250.			679,250.
26 Total expenses and disbursements. Add lines 24 and 25	688,069.	1,872.		679,718.	
27 Subtract line 26 from line 12:					
a Excess of revenue over expenses and disbursements	8,028.				
b Net investment income (if negative, enter -0-)		594,225.			
c Adjusted net income (if negative, enter -0-)			N/A		



SCANNED MAY 27 2014

20

Part II Balance Sheets <small>Attached schedules and amounts in the description column should be for end-of-year amounts only</small>		Beginning of year	End of year	
		(a) Book Value	(b) Book Value	(c) Fair Market Value
Assets	1 Cash - non-interest-bearing	38,476.	181,577.	181,577.
	2 Savings and temporary cash investments	814,025.	461,804.	461,804.
	3 Accounts receivable ▶			
	Less: allowance for doubtful accounts ▶			
	4 Pledges receivable ▶			
	Less: allowance for doubtful accounts ▶			
	5 Grants receivable			
	6 Receivables due from officers, directors, trustees, and other disqualified persons			
	7 Other notes and loans receivable ▶			
	Less: allowance for doubtful accounts ▶			
	8 Inventories for sale or use			
	9 Prepaid expenses and deferred charges	6,796.	856.	856.
	10a Investments - U.S. and state government obligations			
	b Investments - corporate stock STMT 6	4,533,849.	4,857,376.	12,876,037.
	c Investments - corporate bonds STMT 7	1,576,611.	1,476,172.	1,280,719.
	11 Investments - land, buildings, and equipment basis ▶			
Less: accumulated depreciation ▶				
12 Investments - mortgage loans				
13 Investments - other				
14 Land, buildings, and equipment basis ▶				
Less: accumulated depreciation ▶				
15 Other assets (describe ▶)				
16 Total assets (to be completed by all filers - see the instructions. Also, see page 1, item 1)	6,969,757.	6,977,785.	14,800,993.	
Liabilities	17 Accounts payable and accrued expenses			
	18 Grants payable			
	19 Deferred revenue			
	20 Loans from officers, directors, trustees, and other disqualified persons			
	21 Mortgages and other notes payable			
	22 Other liabilities (describe ▶)			
	23 Total liabilities (add lines 17 through 22)	0.	0.	
Net Assets or Fund Balances	Foundations that follow SFAS 117, check here ▶ <input checked="" type="checkbox"/> and complete lines 24 through 26 and lines 30 and 31			
	24 Unrestricted	6,969,757.	6,977,785.	
	25 Temporarily restricted			
	26 Permanently restricted			
	Foundations that do not follow SFAS 117, check here ▶ <input type="checkbox"/> and complete lines 27 through 31.			
	27 Capital stock, trust principal, or current funds			
	28 Paid-in or capital surplus, or land, bldg., and equipment fund			
	29 Retained earnings, accumulated income, endowment, or other funds			
30 Total net assets or fund balances	6,969,757.	6,977,785.		
31 Total liabilities and net assets/fund balances	6,969,757.	6,977,785.		

Part III Analysis of Changes in Net Assets or Fund Balances

1 Total net assets or fund balances at beginning of year - Part II, column (a), line 30 (must agree with end-of-year figure reported on prior year's return)	1	6,969,757.
2 Enter amount from Part I, line 27a	2	8,028.
3 Other increases not included in line 2 (itemize) ▶	3	0.
4 Add lines 1, 2, and 3	4	6,977,785.
5 Decreases not included in line 2 (itemize) ▶	5	0.
6 Total net assets or fund balances at end of year (line 4 minus line 5) - Part II, column (b), line 30	6	6,977,785.

Part IV Capital Gains and Losses for Tax on Investment Income

(a) List and describe the kind(s) of property sold (e.g., real estate, 2-story brick warehouse; or common stock, 200 shs. MLC Co.)	(b) How acquired P - Purchase D - Donation	(c) Date acquired (mo., day, yr.)	(d) Date sold (mo., day, yr.)
1a SEE ATTACHED	P		
b			
c			
d			
e			

(e) Gross sales price	(f) Depreciation allowed (or allowable)	(g) Cost or other basis plus expense of sale	(h) Gain or (loss) (e) plus (f) minus (g)
a 552,877.		305,439.	247,438.
b			
c			
d			
e			

Complete only for assets showing gain in column (h) and owned by the foundation on 12/31/69			(l) Gains (Col. (h) gain minus col. (k), but not less than -0-) or Losses (from col. (h))
(i) F.M.V. as of 12/31/69	(j) Adjusted basis as of 12/31/69	(k) Excess of col. (i) over col. (j), if any	
a			247,438.
b			
c			
d			
e			

2 Capital gain net income or (net capital loss)	{ If gain, also enter in Part I, line 7 If (loss), enter -0- in Part I, line 7 }	2	247,438.
3 Net short-term capital gain or (loss) as defined in sections 1222(5) and (6): If gain, also enter in Part I, line 8, column (c). If (loss), enter -0- in Part I, line 8		3	N/A

Part V Qualification Under Section 4940(e) for Reduced Tax on Net Investment Income

(For optional use by domestic private foundations subject to the section 4940(a) tax on net investment income.)

If section 4940(d)(2) applies, leave this part blank.

Was the foundation liable for the section 4942 tax on the distributable amount of any year in the base period? Yes No

If "Yes," the foundation does not qualify under section 4940(e). Do not complete this part.

1 Enter the appropriate amount in each column for each year; see the instructions before making any entries.

(a) Base period years Calendar year (or tax year beginning in)	(b) Adjusted qualifying distributions	(c) Net value of noncharitable-use assets	(d) Distribution ratio (col. (b) divided by col. (c))
2012	575,413.	11,834,714.	.048621
2011	380,508.	10,281,888.	.037008
2010	392,025.	9,526,026.	.041153
2009	430,524.	7,859,132.	.054780
2008	433,531.	8,376,538.	.051755

2 Total of line 1, column (d)	2	.233317
3 Average distribution ratio for the 5-year base period - divide the total on line 2 by 5, or by the number of years the foundation has been in existence if less than 5 years	3	.046663
4 Enter the net value of noncharitable-use assets for 2013 from Part X, line 5	4	13,722,653.
5 Multiply line 4 by line 3	5	640,340.
6 Enter 1% of net investment income (1% of Part I, line 27b)	6	5,942.
7 Add lines 5 and 6	7	646,282.
8 Enter qualifying distributions from Part XII, line 4 If line 8 is equal to or greater than line 7, check the box in Part VI, line 1b, and complete that part using a 1% tax rate. See the Part VI instructions.	8	679,718.

Part VI Excise Tax Based on Investment Income (Section 4940(a), 4940(b), 4940(e), or 4948 - see instructions)

1a Exempt operating foundations described in section 4940(d)(2), check here <input type="checkbox"/> and enter "N/A" on line 1. Date of ruling or determination letter: _____ (attach copy of letter if necessary-see instructions)			
b Domestic foundations that meet the section 4940(e) requirements in Part V, check here <input checked="" type="checkbox"/> and enter 1% of Part I, line 27b		1	5,942.
c All other domestic foundations enter 2% of line 27b. Exempt foreign organizations enter 4% of Part I, line 12, col. (b).			
2 Tax under section 511 (domestic section 4947(a)(1) trusts and taxable foundations only. Others enter -0-)		2	0.
3 Add lines 1 and 2		3	5,942.
4 Subtitle A (income) tax (domestic section 4947(a)(1) trusts and taxable foundations only. Others enter -0-)		4	0.
5 Tax based on investment income. Subtract line 4 from line 3. If zero or less, enter -0-		5	5,942.
6 Credits/Payments:			
a 2013 estimated tax payments and 2012 overpayment credited to 2013	6a	6,796.	
b Exempt foreign organizations - tax withheld at source	6b		
c Tax paid with application for extension of time to file (Form 8868)	6c		
d Backup withholding erroneously withheld	6d		
7 Total credits and payments. Add lines 6a through 6d	7	6,796.	
8 Enter any penalty for underpayment of estimated tax. Check here <input type="checkbox"/> if Form 2220 is attached	8		
9 Tax due. If the total of lines 5 and 8 is more than line 7, enter amount owed	9		
10 Overpayment. If line 7 is more than the total of lines 5 and 8, enter the amount overpaid	10	854.	
11 Enter the amount of line 10 to be: Credited to 2014 estimated tax	11	854.	Refunded

Part VII-A Statements Regarding Activities

	Yes	No
1a During the tax year, did the foundation attempt to influence any national, state, or local legislation or did it participate or intervene in any political campaign?		X
1b Did it spend more than \$100 during the year (either directly or indirectly) for political purposes (see instructions for the definition)? <i>If the answer is "Yes" to 1a or 1b, attach a detailed description of the activities and copies of any materials published or distributed by the foundation in connection with the activities.</i>		X
1c Did the foundation file Form 1120-POL for this year?		X
d Enter the amount (if any) of tax on political expenditures (section 4955) imposed during the year: (1) On the foundation. $\$$ 0. (2) On foundation managers. $\$$ 0.		
e Enter the reimbursement (if any) paid by the foundation during the year for political expenditure tax imposed on foundation managers. $\$$ 0.		
2 Has the foundation engaged in any activities that have not previously been reported to the IRS? <i>If "Yes," attach a detailed description of the activities</i>		X
3 Has the foundation made any changes, not previously reported to the IRS, in its governing instrument, articles of incorporation, or bylaws, or other similar instruments? <i>If "Yes," attach a conformed copy of the changes</i>		X
4a Did the foundation have unrelated business gross income of \$1,000 or more during the year?		X
4b If "Yes," has it filed a tax return on Form 990-T for this year?		
5 Was there a liquidation, termination, dissolution, or substantial contraction during the year? <i>If "Yes," attach the statement required by General Instruction T.</i>		X
6 Are the requirements of section 508(e) (relating to sections 4941 through 4945) satisfied either: • By language in the governing instrument, or • By state legislation that effectively amends the governing instrument so that no mandatory directions that conflict with the state law remain in the governing instrument?	X	
7 Did the foundation have at least \$5,000 in assets at any time during the year? <i>If "Yes," complete Part II, col. (c), and Part XV</i>	X	
8a Enter the states to which the foundation reports or with which it is registered (see instructions) \blacktriangleright IL		
8b If the answer is "Yes" to line 7, has the foundation furnished a copy of Form 990-PF to the Attorney General (or designate) of each state as required by General Instruction G? <i>If "No," attach explanation</i>	X	
9 Is the foundation claiming status as a private operating foundation within the meaning of section 4942(j)(3) or 4942(j)(5) for calendar year 2013 or the taxable year beginning in 2013 (see instructions for Part XIV)? <i>If "Yes," complete Part XIV</i>		X
10 Did any persons become substantial contributors during the tax year? <i>If "Yes," attach a schedule listing their names and addresses</i>		X

N/A

Part VII-A Statements Regarding Activities (continued)

11	At any time during the year, did the foundation, directly or indirectly, own a controlled entity within the meaning of section 512(b)(13)? If "Yes," attach schedule (see instructions)	11		X
12	Did the foundation make a distribution to a donor advised fund over which the foundation or a disqualified person had advisory privileges? If "Yes," attach statement (see instructions)	12		X
13	Did the foundation comply with the public inspection requirements for its annual returns and exemption application? Website address ► <u>N/A</u>	13	X	
14	The books are in care of ► <u>JAMES L GAVIN</u> Telephone no. ► <u>(847) 251-8064</u> Located at ► <u>701 PARK DRIVE, KENILWORTH, IL</u> ZIP+4 ► <u>60043-1008</u>			
15	Section 4947(a)(1) nonexempt charitable trusts filing Form 990-PF in lieu of Form 1041 - Check here and enter the amount of tax-exempt interest received or accrued during the year ► 15 <u>N/A</u>			
16	At any time during calendar year 2013, did the foundation have an interest in or a signature or other authority over a bank, securities, or other financial account in a foreign country? See the instructions for exceptions and filing requirements for Form TD F 90-22.1. If "Yes," enter the name of the foreign country ►	16	Yes	No X

Part VII-B Statements Regarding Activities for Which Form 4720 May Be Required

File Form 4720 if any item is checked in the "Yes" column, unless an exception applies.

		Yes	No
1a	During the year did the foundation (either directly or indirectly):		
(1)	Engage in the sale or exchange, or leasing of property with a disqualified person? <input type="checkbox"/> Yes <input checked="" type="checkbox"/> No		
(2)	Borrow money from, lend money to, or otherwise extend credit to (or accept it from) a disqualified person? <input type="checkbox"/> Yes <input checked="" type="checkbox"/> No		
(3)	Furnish goods, services, or facilities to (or accept them from) a disqualified person? <input type="checkbox"/> Yes <input checked="" type="checkbox"/> No		
(4)	Pay compensation to, or pay or reimburse the expenses of, a disqualified person? <input type="checkbox"/> Yes <input checked="" type="checkbox"/> No		
(5)	Transfer any income or assets to a disqualified person (or make any of either available for the benefit or use of a disqualified person)? <input type="checkbox"/> Yes <input checked="" type="checkbox"/> No		
(6)	Agree to pay money or property to a government official? (Exception. Check "No" if the foundation agreed to make a grant to or to employ the official for a period after termination of government service, if terminating within 90 days.) <input type="checkbox"/> Yes <input checked="" type="checkbox"/> No		
b	If any answer is "Yes" to 1a(1)-(6), did any of the acts fail to qualify under the exceptions described in Regulations section 53.4941(d)-3 or in a current notice regarding disaster assistance (see instructions)? Organizations relying on a current notice regarding disaster assistance check here ► <u>N/A</u>	1b	
c	Did the foundation engage in a prior year in any of the acts described in 1a, other than excepted acts, that were not corrected before the first day of the tax year beginning in 2013?	1c	X
2	Taxes on failure to distribute income (section 4942) (does not apply for years the foundation was a private operating foundation defined in section 4942(j)(3) or 4942(j)(5)):		
a	At the end of tax year 2013, did the foundation have any undistributed income (lines 6d and 6e, Part XIII) for tax year(s) beginning before 2013? <input type="checkbox"/> Yes <input checked="" type="checkbox"/> No If "Yes," list the years ► _____, _____, _____		
b	Are there any years listed in 2a for which the foundation is not applying the provisions of section 4942(a)(2) (relating to incorrect valuation of assets) to the year's undistributed income? (If applying section 4942(a)(2) to all years listed, answer "No" and attach statement - see instructions.) <u>N/A</u>	2b	
c	If the provisions of section 4942(a)(2) are being applied to any of the years listed in 2a, list the years here. ► _____, _____, _____, _____		
3a	Did the foundation hold more than a 2% direct or indirect interest in any business enterprise at any time during the year? <input type="checkbox"/> Yes <input checked="" type="checkbox"/> No		
b	If "Yes," did it have excess business holdings in 2013 as a result of (1) any purchase by the foundation or disqualified persons after May 26, 1969; (2) the lapse of the 5-year period (or longer period approved by the Commissioner under section 4943(c)(7)) to dispose of holdings acquired by gift or bequest; or (3) the lapse of the 10-, 15-, or 20-year first phase holding period? (Use Schedule C, Form 4720, to determine if the foundation had excess business holdings in 2013.) <u>N/A</u>	3b	
4a	Did the foundation invest during the year any amount in a manner that would jeopardize its charitable purposes?	4a	X
b	Did the foundation make any investment in a prior year (but after December 31, 1969) that could jeopardize its charitable purpose that had not been removed from jeopardy before the first day of the tax year beginning in 2013?	4b	X

Part VII-B Statements Regarding Activities for Which Form 4720 May Be Required (continued)

5a During the year did the foundation pay or incur any amount to:

- (1) Carry on propaganda, or otherwise attempt to influence legislation (section 4945(e))? Yes No
- (2) Influence the outcome of any specific public election (see section 4955); or to carry on, directly or indirectly, any voter registration drive? Yes No
- (3) Provide a grant to an individual for travel, study, or other similar purposes? Yes No
- (4) Provide a grant to an organization other than a charitable, etc., organization described in section 509(a)(1), (2), or (3), or section 4940(d)(2)? Yes No
- (5) Provide for any purpose other than religious, charitable, scientific, literary, or educational purposes, or for the prevention of cruelty to children or animals? Yes No

b If any answer is "Yes" to 5a(1)-(5), did any of the transactions fail to qualify under the exceptions described in Regulations section 53.4945 or in a current notice regarding disaster assistance (see instructions)? Yes No
 Organizations relying on a current notice regarding disaster assistance check here N/A

c If the answer is "Yes" to question 5a(4), does the foundation claim exemption from the tax because it maintained expenditure responsibility for the grant? Yes No
 If "Yes," attach the statement required by Regulations section 53.4945-5(d). N/A

6a Did the foundation, during the year, receive any funds, directly or indirectly, to pay premiums on a personal benefit contract? Yes No

b Did the foundation, during the year, pay premiums, directly or indirectly, on a personal benefit contract? Yes No
 If "Yes" to 6b, file Form 8870 6b X

7a At any time during the tax year, was the foundation a party to a prohibited tax shelter transaction? Yes No

b If "Yes," did the foundation receive any proceeds or have any net income attributable to the transaction? Yes No
 N/A 7b

Part VIII Information About Officers, Directors, Trustees, Foundation Managers, Highly Paid Employees, and Contractors

1 List all officers, directors, trustees, foundation managers and their compensation.

(a) Name and address	(b) Title, and average hours per week devoted to position	(c) Compensation (If not paid, enter -0-)	(d) Contributions to employee benefit plans and deferred compensation	(e) Expense account, other allowances
ZITA GAVIN 161 THORNTREE LANE WINNETKA, IL 60093	PRESIDENT 1.00	0.	0.	0.
WILLIAM GAVIN 3640 SUNSET BEACH DRIVE, NW OLYMPIA, WA 98502	VICE-PRES. 0.50	0.	0.	0.
STEVEN J GAVIN 200 LAKE STREET GLENCOE, IL 60022	SECRETARY 0.50	0.	0.	0.
JAMES L. GAVIN 701 PARK DRIVE KENILWORT, IL 60043	TREASURER 1.00	0.	0.	0.

2 Compensation of five highest-paid employees (other than those included on line 1). If none, enter "NONE."

(a) Name and address of each employee paid more than \$50,000	(b) Title, and average hours per week devoted to position	(c) Compensation	(d) Contributions to employee benefit plans and deferred compensation	(e) Expense account, other allowances
NONE				

Total number of other employees paid over \$50,000 0

Part VIII Information About Officers, Directors, Trustees, Foundation Managers, Highly Paid Employees, and Contractors (continued)

3 Five highest-paid independent contractors for professional services. If none, enter "NONE."

(a) Name and address of each person paid more than \$50,000	(b) Type of service	(c) Compensation
NONE		

Total number of others receiving over \$50,000 for professional services ▶ 0

Part IX-A Summary of Direct Charitable Activities

List the foundation's four largest direct charitable activities during the tax year. Include relevant statistical information such as the number of organizations and other beneficiaries served, conferences convened, research papers produced, etc.	Expenses
1 N/A	
2	
3	
4	

Part IX-B Summary of Program-Related Investments

Describe the two largest program-related investments made by the foundation during the tax year on lines 1 and 2.	Amount
1 N/A	
2	
All other program-related investments. See instructions.	
3	

Total. Add lines 1 through 3 ▶ 0.

Part X

Minimum Investment Return (All domestic foundations must complete this part. Foreign foundations, see instructions.)

1 Fair market value of assets not used (or held for use) directly in carrying out charitable, etc., purposes:			
a	Average monthly fair market value of securities	1a	13,748,423.
b	Average of monthly cash balances	1b	183,204.
c	Fair market value of all other assets	1c	
d	Total (add lines 1a, b, and c)	1d	13,931,627.
e	Reduction claimed for blockage or other factors reported on lines 1a and 1c (attach detailed explanation)	1e	0.
2	Acquisition indebtedness applicable to line 1 assets	2	0.
3	Subtract line 2 from line 1d	3	13,931,627.
4	Cash deemed held for charitable activities. Enter 1 1/2% of line 3 (for greater amount, see instructions)	4	208,974.
5	Net value of noncharitable-use assets. Subtract line 4 from line 3. Enter here and on Part V, line 4	5	13,722,653.
6	Minimum investment return. Enter 5% of line 5	6	686,133.

Part XI

Distributable Amount (see instructions) (Section 4942(j)(3) and (j)(5) private operating foundations and certain foreign organizations check here and do not complete this part.)

1	Minimum investment return from Part X, line 6	1	686,133.
2a	Tax on investment income for 2013 from Part VI, line 5	2a	5,942.
b	Income tax for 2013. (This does not include the tax from Part VI.)	2b	
c	Add lines 2a and 2b	2c	5,942.
3	Distributable amount before adjustments. Subtract line 2c from line 1	3	680,191.
4	Recoveries of amounts treated as qualifying distributions	4	0.
5	Add lines 3 and 4	5	680,191.
6	Deduction from distributable amount (see instructions)	6	0.
7	Distributable amount as adjusted. Subtract line 6 from line 5. Enter here and on Part XIII, line 1	7	680,191.

Part XII

Qualifying Distributions (see instructions)

1 Amounts paid (including administrative expenses) to accomplish charitable, etc., purposes:			
a	Expenses, contributions, gifts, etc. - total from Part I, column (d), line 26	1a	679,718.
b	Program-related investments - total from Part IX-B	1b	0.
2	Amounts paid to acquire assets used (or held for use) directly in carrying out charitable, etc., purposes	2	
3	Amounts set aside for specific charitable projects that satisfy the:		
a	Surtability test (prior IRS approval required)	3a	
b	Cash distribution test (attach the required schedule)	3b	
4	Qualifying distributions. Add lines 1a through 3b. Enter here and on Part V, line 8, and Part XIII, line 4	4	679,718.
5	Foundations that qualify under section 4940(e) for the reduced rate of tax on net investment income. Enter 1% of Part I, line 27b	5	5,942.
6	Adjusted qualifying distributions. Subtract line 5 from line 4	6	673,776.

Note. The amount on line 6 will be used in Part V, column (b), in subsequent years when calculating whether the foundation qualifies for the section 4940(e) reduction of tax in those years.

Part XIII Undistributed Income (see instructions)

	(a) Corpus	(b) Years prior to 2012	(c) 2012	(d) 2013
1 Distributable amount for 2013 from Part XI, line 7				680,191.
2 Undistributed income, if any, as of the end of 2013				
a Enter amount for 2012 only			0.	
b Total for prior years:		0.		
3 Excess distributions carryover, if any, to 2013:				
a From 2008				
b From 2009	45,428.			
c From 2010				
d From 2011				
e From 2012				
f Total of lines 3a through e	45,428.			
4 Qualifying distributions for 2013 from Part XII, line 4: ▶ \$ 679,718.				
a Applied to 2012, but not more than line 2a			0.	
b Applied to undistributed income of prior years (Election required - see instructions)		0.		
c Treated as distributions out of corpus (Election required - see instructions)	0.			
d Applied to 2013 distributable amount				679,718.
e Remaining amount distributed out of corpus	0.			
5 Excess distributions carryover applied to 2013 (If an amount appears in column (d), the same amount must be shown in column (a))	473.			473.
6 Enter the net total of each column as indicated below:				
a Corpus Add lines 3f, 4c, and 4e Subtract line 5	44,955.			
b Prior years' undistributed income. Subtract line 4b from line 2b		0.		
c Enter the amount of prior years' undistributed income for which a notice of deficiency has been issued, or on which the section 4942(a) tax has been previously assessed		0.		
d Subtract line 6c from line 6b. Taxable amount - see instructions		0.		
e Undistributed income for 2012. Subtract line 4a from line 2a. Taxable amount - see instr.			0.	
f Undistributed income for 2013. Subtract lines 4d and 5 from line 1. This amount must be distributed in 2014				0.
7 Amounts treated as distributions out of corpus to satisfy requirements imposed by section 170(b)(1)(F) or 4942(g)(3)	0.			
8 Excess distributions carryover from 2008 not applied on line 5 or line 7	0.			
9 Excess distributions carryover to 2014. Subtract lines 7 and 8 from line 6a	44,955.			
10 Analysis of line 9:				
a Excess from 2009	44,955.			
b Excess from 2010				
c Excess from 2011				
d Excess from 2012				
e Excess from 2013				

Part XIV Private Operating Foundations (see instructions and Part VII-A, question 9)

N/A

- 1 a** If the foundation has received a ruling or determination letter that it is a private operating foundation, and the ruling is effective for 2013, enter the date of the ruling ▶
- b** Check box to indicate whether the foundation is a private operating foundation described in section 4942(j)(3) or 4942(j)(5)

	Tax year				(e) Total
	(a) 2013	(b) 2012	(c) 2011	(d) 2010	
2 a Enter the lesser of the adjusted net income from Part I or the minimum investment return from Part X for each year listed					
b 85% of line 2a					
c Qualifying distributions from Part XII, line 4 for each year listed					
d Amounts included in line 2c not used directly for active conduct of exempt activities					
e Qualifying distributions made directly for active conduct of exempt activities. Subtract line 2d from line 2c					
3 Complete 3a, b, or c for the alternative test relied upon:					
a "Assets" alternative test - enter:					
(1) Value of all assets					
(2) Value of assets qualifying under section 4942(j)(3)(B)(i)					
b "Endowment" alternative test - enter 2/3 of minimum investment return shown in Part X, line 6 for each year listed					
c "Support" alternative test - enter:					
(1) Total support other than gross investment income (interest, dividends, rents, payments on securities loans (section 512(a)(5)), or royalties)					
(2) Support from general public and 5 or more exempt organizations as provided in section 4942(j)(3)(B)(iii)					
(3) Largest amount of support from an exempt organization					
(4) Gross investment income					

Part XV Supplementary Information (Complete this part only if the foundation had \$5,000 or more in assets at any time during the year-see instructions.)

- 1 Information Regarding Foundation Managers:**
- a** List any managers of the foundation who have contributed more than 2% of the total contributions received by the foundation before the close of any tax year (but only if they have contributed more than \$5,000). (See section 507(d)(2).)

SEE STATEMENT 8

- b** List any managers of the foundation who own 10% or more of the stock of a corporation (or an equally large portion of the ownership of a partnership or other entity) of which the foundation has a 10% or greater interest.

NONE

- 2 Information Regarding Contribution, Grant, Gift, Loan, Scholarship, etc., Programs:**
- Check here if the foundation only makes contributions to preselected charitable organizations and does not accept unsolicited requests for funds. If the foundation makes gifts, grants, etc. (see instructions) to individuals or organizations under other conditions, complete items 2a, b, c, and d.

a The name, address, and telephone number or e-mail address of the person to whom applications should be addressed:

b The form in which applications should be submitted and information and materials they should include:

c Any submission deadlines:

d Any restrictions or limitations on awards, such as by geographical areas, charitable fields, kinds of institutions, or other factors:

Part XV **Supplementary Information** (continued)

3 Grants and Contributions Paid During the Year or Approved for Future Payment

Recipient Name and address (home or business)	If recipient is an individual, show any relationship to any foundation manager or substantial contributor	Foundation status of recipient	Purpose of grant or contribution	Amount
<i>a Paid during the year</i> SEE ATTACHED LIST	NONE	PUBLIC	PROGRAM SUPPORT	679,250.
SEE ATTACHED LIST		PUBLIC	PROGRAM SUPPORT	
Total			▶ 3a	679,250.
<i>b Approved for future payment</i> NONE				
Total			▶ 3b	0.

Part XVI-A Analysis of Income-Producing Activities

Enter gross amounts unless otherwise indicated.

	Unrelated business income		Excluded by section 512, 513, or 514		(e) Related or exempt function income
	(a) Business code	(b) Amount	(c) Exclu- sion code	(d) Amount	
1 Program service revenue:					
a _____					
b _____					
c _____					
d _____					
e _____					
f _____					
g Fees and contracts from government agencies					
2 Membership dues and assessments					
3 Interest on savings and temporary cash investments					
4 Dividends and interest from securities			14	348,659.	
5 Net rental income or (loss) from real estate:					
a Debt-financed property					
b Not debt-financed property					
6 Net rental income or (loss) from personal property					
7 Other investment income					
8 Gain or (loss) from sales of assets other than inventory			18	247,438.	
9 Net income or (loss) from special events					
10 Gross profit or (loss) from sales of inventory					
11 Other revenue:					
a _____					
b _____					
c _____					
d _____					
e _____					
12 Subtotal. Add columns (b), (d), and (e)		0.		596,097.	0.
13 Total. Add line 12, columns (b), (d), and (e)				13 596,097.	

(See worksheet in line 13 instructions to verify calculations.)

Part XVI-B Relationship of Activities to the Accomplishment of Exempt Purposes

Line No.	Explain below how each activity for which income is reported in column (e) of Part XVI-A contributed importantly to the accomplishment of the foundation's exempt purposes (other than by providing funds for such purposes).
▼	

Part XVII Information Regarding Transfers To and Transactions and Relationships With Noncharitable Exempt Organizations

- 1** Did the organization directly or indirectly engage in any of the following with any other organization described in section 501(c) of the Code (other than section 501(c)(3) organizations) or in section 527, relating to political organizations?
- | | Yes | No |
|---------------------------------------------------------------------------------------------------------------------------------------------------------------------------------------------------------------------------------------------------------------------------------------------------------------------------------------------------------------------------------------------------------------------|-----|----------|
| a Transfers from the reporting foundation to a noncharitable exempt organization of: | | |
| (1) Cash | | X |
| (2) Other assets | | X |
| b Other transactions: | | |
| (1) Sales of assets to a noncharitable exempt organization | | X |
| (2) Purchases of assets from a noncharitable exempt organization | | X |
| (3) Rental of facilities, equipment, or other assets | | X |
| (4) Reimbursement arrangements | | X |
| (5) Loans or loan guarantees | | X |
| (6) Performance of services or membership or fundraising solicitations | | X |
| c Sharing of facilities, equipment, mailing lists, other assets, or paid employees | | X |
| d If the answer to any of the above is "Yes," complete the following schedule. Column (b) should always show the fair market value of the goods, other assets, or services given by the reporting foundation. If the foundation received less than fair market value in any transaction or sharing arrangement, show in column (d) the value of the goods, other assets, or services received. | | |

(a) Line no	(b) Amount involved	(c) Name of noncharitable exempt organization	(d) Description of transfers, transactions, and sharing arrangements
		N/A	

2a Is the foundation directly or indirectly affiliated with, or related to, one or more tax-exempt organizations described in section 501(c) of the Code (other than section 501(c)(3)) or in section 527? Yes No

b If "Yes," complete the following schedule.

(a) Name of organization	(b) Type of organization	(c) Description of relationship
N/A		

Sign Here Under penalties of perjury, I declare that I have examined this return, including accompanying schedules and statements, and to the best of my knowledge and belief, it is true, correct, and complete. Declaration of preparer (other than taxpayer) is based on all information of which preparer has any knowledge.

Signature of officer or trustee: *Zita C Gavin* Date: *5/15/14* Title: *President*

May the IRS discuss this return with the preparer shown below (see instr)? Yes No

Paid Preparer Use Only

Print/Type preparer's name: **ANTHONY J. RUZICKA, JR.** Preparer's signature: *[Signature]* Date: *5/13/14* Check if self-employed PTIN: **P00446466**

Firm's name: **RUZICKA & ASSOCIATES, LTD.** Firm's EIN: **36-3182496**

Firm's address: **333 SKOKIE BOULEVARD #105 NORTHBROOK, IL 60062** Phone no.: **(847) 446-6400**

Schedule B

(Form 990, 990-EZ, or 990-PF)

Department of the Treasury
Internal Revenue Service**Schedule of Contributors**

▶ Attach to Form 990, Form 990-EZ, or Form 990-PF.
▶ Information about Schedule B (Form 990, 990-EZ, or 990-PF) and
its instructions is at www.irs.gov/form990.

OMB No 1545-0047

2013

Name of the organization

JAMES & ZITA GAVIN FOUNDATION

Employer identification number

36-3256613

Organization type (check one):

Filers of:

Section:

Form 990 or 990-EZ

 501(c)() (enter number) organization 4947(a)(1) nonexempt charitable trust **not** treated as a private foundation 527 political organization

Form 990-PF

 501(c)(3) exempt private foundation 4947(a)(1) nonexempt charitable trust treated as a private foundation 501(c)(3) taxable private foundationCheck if your organization is covered by the **General Rule** or a **Special Rule**.**Note.** Only a section 501(c)(7), (8), or (10) organization can check boxes for both the General Rule and a Special Rule. See instructions.**General Rule** For an organization filing Form 990, 990-EZ, or 990-PF that received, during the year, \$5,000 or more (in money or property) from any one contributor. Complete Parts I and II.**Special Rules** For a section 501(c)(3) organization filing Form 990 or 990-EZ that met the 33 1/3% support test of the regulations under sections 509(a)(1) and 170(b)(1)(A)(vi) and received from any one contributor, during the year, a contribution of the greater of (1) \$5,000 or (2) 2% of the amount on (i) Form 990, Part VIII, line 1h, or (ii) Form 990-EZ, line 1. Complete Parts I and II. For a section 501(c)(7), (8), or (10) organization filing Form 990 or 990-EZ that received from any one contributor, during the year, total contributions of more than \$1,000 for use *exclusively* for religious, charitable, scientific, literary, or educational purposes, or the prevention of cruelty to children or animals. Complete Parts I, II, and III. For a section 501(c)(7), (8), or (10) organization filing Form 990 or 990-EZ that received from any one contributor, during the year, contributions for use *exclusively* for religious, charitable, etc., purposes, but these contributions did not total to more than \$1,000. If this box is checked, enter here the total contributions that were received during the year for an *exclusively* religious, charitable, etc., purpose. Do not complete any of the parts unless the **General Rule** applies to this organization because it received *nonexclusively* religious, charitable, etc., contributions of \$5,000 or more during the year. ▶ \$ _____**Caution.** An organization that is not covered by the General Rule and/or the Special Rules does not file Schedule B (Form 990, 990-EZ, or 990-PF), but it **must** answer "No" on Part IV, line 2, of its Form 990, or check the box on line H of its Form 990-EZ or on its Form 990-PF, Part I, line 2, to certify that it does not meet the filing requirements of Schedule B (Form 990, 990-EZ, or 990-PF).**LHA** For Paperwork Reduction Act Notice, see the Instructions for Form 990, 990-EZ, or 990-PF. Schedule B (Form 990, 990-EZ, or 990-PF) (2013)

Name of organization JAMES & ZITA GAVIN FOUNDATION	Employer identification number 36-3256613
------------------------------------------------------------------	-----------------------------------------------------

Part I Contributors (see instructions). Use duplicate copies of Part I if additional space is needed.

(a) No.	(b) Name, address, and ZIP + 4	(c) Total contributions	(d) Type of contribution
1	ZITA GAVIN IRA 161 THORNDALE LANE WINNETKA, IL 60093	\$ 100,000.	Person <input checked="" type="checkbox"/> Payroll <input type="checkbox"/> Noncash <input type="checkbox"/> (Complete Part II for noncash contributions.)
		\$ _____	Person <input type="checkbox"/> Payroll <input type="checkbox"/> Noncash <input type="checkbox"/> (Complete Part II for noncash contributions.)
		\$ _____	Person <input type="checkbox"/> Payroll <input type="checkbox"/> Noncash <input type="checkbox"/> (Complete Part II for noncash contributions.)
		\$ _____	Person <input type="checkbox"/> Payroll <input type="checkbox"/> Noncash <input type="checkbox"/> (Complete Part II for noncash contributions.)
		\$ _____	Person <input type="checkbox"/> Payroll <input type="checkbox"/> Noncash <input type="checkbox"/> (Complete Part II for noncash contributions.)
		\$ _____	Person <input type="checkbox"/> Payroll <input type="checkbox"/> Noncash <input type="checkbox"/> (Complete Part II for noncash contributions.)

Name of organization

Employer identification number

JAMES & ZITA GAVIN FOUNDATION

36-3256613

Part II Noncash Property (see instructions) Use duplicate copies of Part II if additional space is needed.

(a) No. from Part I	(b) Description of noncash property given	(c) FMV (or estimate) (see instructions)	(d) Date received
	_____ _____ _____	\$ _____	_____
	_____ _____ _____	\$ _____	_____
	_____ _____ _____	\$ _____	_____
	_____ _____ _____	\$ _____	_____
	_____ _____ _____	\$ _____	_____
	_____ _____ _____	\$ _____	_____
	_____ _____ _____	\$ _____	_____
	_____ _____ _____	\$ _____	_____

Name of organization

Employer identification number

JAMES & ZITA GAVIN FOUNDATION

36-3256613

Part III Exclusively religious, charitable, etc., individual contributions to section 501(c)(7), (8), or (10) organizations that total more than \$1,000 for the year. Complete columns (a) through (e) and the following line entry. For organizations completing Part III, enter the total of exclusively religious, charitable, etc., contributions of \$1,000 or less for the year. (Enter this information once) ▶ \$ _____
Use duplicate copies of Part III if additional space is needed

(a) No. from Part I	(b) Purpose of gift	(c) Use of gift	(d) Description of how gift is held
	_____ _____ _____	_____ _____ _____	_____ _____ _____

(e) Transfer of gift

Transferee's name, address, and ZIP + 4

Relationship of transferor to transferee

(a) No. from Part I	(b) Purpose of gift	(c) Use of gift	(d) Description of how gift is held
	_____ _____ _____	_____ _____ _____	_____ _____ _____

(e) Transfer of gift

Transferee's name, address, and ZIP + 4

Relationship of transferor to transferee

(a) No. from Part I	(b) Purpose of gift	(c) Use of gift	(d) Description of how gift is held
	_____ _____ _____	_____ _____ _____	_____ _____ _____

(e) Transfer of gift

Transferee's name, address, and ZIP + 4

Relationship of transferor to transferee

(a) No. from Part I	(b) Purpose of gift	(c) Use of gift	(d) Description of how gift is held
	_____ _____ _____	_____ _____ _____	_____ _____ _____

(e) Transfer of gift

Transferee's name, address, and ZIP + 4

Relationship of transferor to transferee

FORM 990-PF	DIVIDENDS AND INTEREST FROM SECURITIES				STATEMENT 1
SOURCE	GROSS AMOUNT	CAPITAL GAINS DIVIDENDS	(A) REVENUE PER BOOKS	(B) NET INVESTMENT INCOME	(C) ADJUSTED NET INCOME
UBS	348,659.	0.	348,659.	348,659.	
TO PART I, LINE 4	348,659.	0.	348,659.	348,659.	

FORM 990-PF	ACCOUNTING FEES				STATEMENT 2
DESCRIPTION	(A) EXPENSES PER BOOKS	(B) NET INVESTMENT INCOME	(C) ADJUSTED NET INCOME	(D) CHARITABLE PURPOSES	
ACCOUNTING	2,340.	1,872.		468.	
TO FORM 990-PF, PG 1, LN 16B	2,340.	1,872.		468.	

FORM 990-PF	OTHER PROFESSIONAL FEES				STATEMENT 3
DESCRIPTION	(A) EXPENSES PER BOOKS	(B) NET INVESTMENT INCOME	(C) ADJUSTED NET INCOME	(D) CHARITABLE PURPOSES	
INVESTMENT FEES	230.	0.		0.	
TO FORM 990-PF, PG 1, LN 16C	230.	0.		0.	

FORM 990-PF	TAXES				STATEMENT 4
DESCRIPTION	(A) EXPENSES PER BOOKS	(B) NET INVESTMENT INCOME	(C) ADJUSTED NET INCOME	(D) CHARITABLE PURPOSES	
EXCISE	6,224.	0.		0.	
TO FORM 990-PF, PG 1, LN 18	6,224.	0.		0.	

FORM 990-PF	OTHER EXPENSES			STATEMENT	5
DESCRIPTION	(A) EXPENSES PER BOOKS	(B) NET INVEST- MENT INCOME	(C) ADJUSTED NET INCOME	(D) CHARITABLE PURPOSES	
SERVICE CHARGES	25.	0.			0.
TO FORM 990-PF, PG 1, LN 23	25.	0.			0.

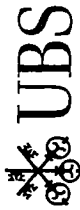
FORM 990-PF	CORPORATE STOCK		STATEMENT	6
DESCRIPTION	BOOK VALUE	FAIR MARKET VALUE		
EQUITIES	4,857,376.	12,876,037.		
TOTAL TO FORM 990-PF, PART II, LINE 10B	4,857,376.	12,876,037.		

FORM 990-PF	CORPORATE BONDS		STATEMENT	7
DESCRIPTION	BOOK VALUE	FAIR MARKET VALUE		
FIXED INCOME	1,226,424.	1,097,018.		
MUTUAL FUNDS	249,748.	183,701.		
TOTAL TO FORM 990-PF, PART II, LINE 10C	1,476,172.	1,280,719.		

FORM 990-PF	PART XV - LINE 1A LIST OF FOUNDATION MANAGERS	STATEMENT	8
-------------	--------------------------------------------------	-----------	---

NAME OF MANAGER

ZITA GAVIN
WILLIAM GAVIN



UBS Financial Services Inc
1 North Wacker Drive
Suite 3700
Chicago IL 60606-2883

APZ2002181713 1213 Y4 1

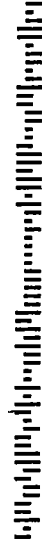
Business Services Account

December 2013

Duplicate statement for the account of:

JAMES & ZITA GAVIN FOUNDATION
C/O JAMES L GAVIN
701 PARK DRIVE
KENILWORTH IL 60043-1008
Account number Y4 75130 FB

00003374 03 AV 0.607 03 TR 00021 B201B051 0000000 cpl
MR TONY RUZICKA
RUZICKA & ASSOCIATES
333 N SKOKIE BLVD SUITE 105
NORTHBROOK IL 60062-1622



Your Financial Advisor:

BRAMSON, FRANK
Phone 312-525-7400/888-827-8469

Questions about your statement?

Call your Financial Advisor or the
ResourceLine at 800-762-1000,
account 414075130.

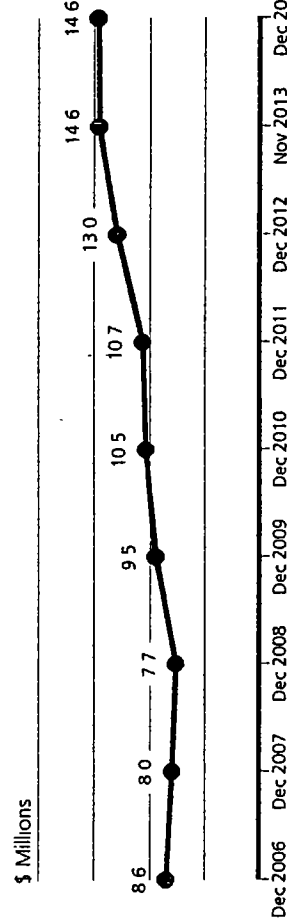
Visit our website:

www.ubs.com/financialservices

Value of your account

Your assets	on November 29 (\$)	14,604,811.29	on December 31 (\$)	14,618,559.70
Your liabilities		0.00		0.00
Value of your account		\$14,604,811.29		\$14,618,559.70

Tracking the value of your account



Sources of your account growth during 2013

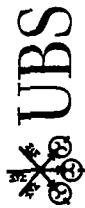
Value of your account at year end 2012	\$12,974,262.22
Net deposits and withdrawals	-\$728,158.42
Your investment return	
Dividend and interest income	\$359,229.56
Change in value of accrued interest	-\$4,034.72
Change in market value	\$2,017,261.06
Value of your account on Dec 31, 2013	\$14,618,559.70



Member SIPC

S 003374 B201B051 022307

APZ20005002181713 PZ2000260224 00001 1213 00000000 Y475130FB1 000000



Business Services Account
December 2013

Account name:
Account number:

JAMES & ZITA GAVIN FOUNDATION
Y4 75130 FB

Your Financial Advisor:
BRAMSON, FRANK
312-525-7400/888-827-8469

Your account balance sheet

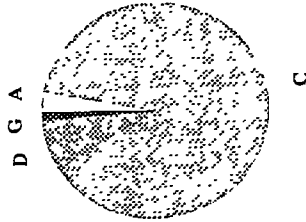
Summary of your assets

	Value on December 31 (\$)	Percentage of your account
A Cash and money balances	461,803.52	3.16%
B Cash alternatives	0.00	0.00%
C Equities	12,876,037.40	88.08%
D Fixed income	1,097,017.78	7.50%
E Non-traditional	0.00	0.00%
F Commodities	0.00	0.00%
G Other	183,701.00	1.26%
Total assets	\$14,618,559.70	100.00%

Value of your account

\$14,618,559.70

Your current asset allocation



† Cash and money balances may include available cash balances, UBS Bank USA deposit account balances, UBS AG Stamford Branch deposit account balances and money market mutual fund sweep balances. See the *Important information about your statement* on the last two pages of this statement for details about those balances.

Eye on the markets

Index	Percentage change	
	December 2013	Year to date
S&P 500	2.53%	32.39%
Russell 3000	2.64%	33.55%
MSCI - Europe, Australia & Far East	1.51%	23.29%
Barclays Capital U.S. Aggregate Bond Index	-0.57%	-2.02%

Interest rates on December 31, 2013

3-month Treasury bills 0.07%
One-month LIBOR 0.17%



Business Services Account
December 2013

Account name:
Account number:

JAMES & ZITA GAVIN FOUNDATION
Y4 75130 FB

Your Financial Advisor:
BRAMSON, FRANK
312-525-7400/888-827-8469

Change in the value of your account

	December 2013 (\$)	Year to date (\$)
Opening account value	\$14,604,811.29	\$12,974,262.22
Deposits, including investments transferred in	0 00	20 00
Withdrawals and fees, including investments transferred out	-425,420 00	-728,178 42
Dividend and interest income	57,817 20	359,229 56
Change in value of accrued interest	0 00	-4,034.72
Change in market value	381,351 21	2,017,261 06
Closing account value	\$14,618,559.70	\$14,618,559.70

Dividend and interest income earned

For purposes of this statement, taxability of interest and dividend income has been determined from a US tax reporting perspective. Based upon the residence of the account holder, account type, or product type, some interest and/or dividend payments may not be subject to United States (US) and/or Puerto Rico (PR) income taxes. The client monthly statement is not intended to be used and cannot be relied upon for tax purposes. Clients should refer to the applicable tax reporting forms they receive from UBS annually, such as the Forms 1099 and the Forms 480, for tax reporting information. It is the practice of UBS to file the applicable tax reporting forms with the US Internal Revenue Service and PR Treasury Department, and in such forms accurately classify dividends and/or interest as tax exempt or taxable income. Please consult your individual tax preparer.

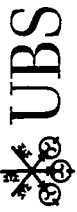
	December 2013 (\$)	Year to date (\$)
Taxable dividends	57,808 83	342,714.57
Taxable interest	8.37	16,513.69
Total current year	\$57,817.20	\$359,228.26
Prior year adjustment	0 00	1 30
Total dividend & interest	\$57,817.20	\$359,229.56

Summary of gains and losses

Values reported below exclude products for which gains and losses are not classified

	Realized gains and losses		Unrealized gains and losses (\$)
	December 2013 (\$)	Year to date (\$)	
Short term	0 00	22,081 25	23,190 30
Long term	-47 45	224,802 68	7,781,883 45
Total	-\$47.45	\$246,883.93	\$7,805,073.75





Business Services Account
December 2013

Account name:
Account number:

JAMES & ZITA GAVIN FOUNDATION
Y4 75130 FB

Your Financial Advisor:
BRAMSON, FRANK
312-525-7400/888-827-8469

Cash activity summary

See *Account activity* this month for details. Balances in your Sweep Options are included in the opening and closing balances value. FDIC insurance applies only to deposits at UBS Bank USA, not to deposits at UBS AG, Stamford Branch or bank deposits placed through the UBS International Deposit Account program. SIPC protection applies to money market sweep fund holdings but not bank deposits. See *Important information about your statement* on the last two pages of this document for details.

	December 2013 (\$)	Year to date (\$)
Opening balances	\$829,366.48	\$604,810.30
<i>Additions</i>		
Deposits and other funds credited	0.00	20.00
Dividend and interest income	57,817.20	359,229.56
Proceeds from investment transactions	39.84	773,214.93
Total additions	\$57,857.04	\$1,132,464.49
<i>Subtractions</i>		
Annual fee	-150.00	-150.00
Other fees	0.00	-100.00
Other funds debited	-425,270.00	-727,928.42
Funds withdrawn for investments bought	0.00	-547,292.85
Total subtractions	-\$425,420.00	-\$1,275,471.27
Net cash flow	-\$367,562.96	-\$143,006.78
Closing balances	\$461,803.52	\$461,803.52

Withholdings and tax summary

	December 2013 (\$)	Year to date (\$)
Foreign taxes paid	-270.00	-2,928.42

UBS Bank USA Business Account APY

Interest period Nov 7 - Dec 5

Opening UBS Bank USA Business balance Nov 7	\$205,474.38
Closing UBS Bank USA Business balance Dec 5	\$217,974.30
Number of days in interest period	29
Average daily balance	\$210,182.61
Interest earned	\$8.37
Annual percentage yield earned	0.05%

Your investment objectives:

You have identified the following investment objectives for this account. If you have questions about these objectives, disagree with them, or wish to change them, please contact your Financial Advisor or Branch Manager. You can find a full description of the alternative investment objectives in *Important information about your statement* at the end of this document.

Your return objective:
Current income & capital appreciation

Your risk profile:
Primary - Moderate
Investment eligibility consideration - Aggressive

Your account instructions

- Your account cost basis default closing method is FIFO, First In, First Out
- Statement copies are sent to 1 interested party



Business Services Account
December 2013

Account name: JAMES & ZITA GAVIN FOUNDATION
Account number: Y4 75130 FB

Your Financial Advisor:
BRAMSON, FRANK
312-525-7400/888-827-8469

Your assets

Some prices, income and current values shown may be approximate. As a result, gains and losses may not be accurately reflected. See *Important information about your statement* at the end of this document for more information.

Cash

Cash and money balances

Cash and money balances may include available cash balances, UBS Bank USA deposit account balances, UBS AG Stamford Branch deposit account balances and money market mutual fund sweep balances.

UBS Bank USA deposit account balances are insured by the FDIC within applicable limits, but are not protected by SIPC. UBS AG Stamford Branch deposit account balances are not insured by FDIC and are not protected by SIPC. Money market sweep balances are protected by SIPC but are not insured by the FDIC. See the *Important information about your statement* at the end of this document for details about those balances.

Holding	Opening balance on Dec 1 (\$)	Closing balance on Dec 31 (\$)	Price per share on Dec 31 (\$)	Average rate	Dividend/interest period	Days in period	Cap amount (\$)
RMA MONEY MKT. PORTFOLIO	612,254.55	187,111.21	1.00	0.01%	Nov 22 to Dec 23	32	
UBS BANK USA BUS ACCT	217,111.93	250,000.00					250,000.00
UBS AG DEPOSIT ACCOUNT	0.00	24,692.31					
Total	\$829,366.48	\$461,803.52					

Equities

Common stock

Holding	Trade date	Number of shares	Purchase price/Average price per share (\$)	Cost basis (\$)	Price per share on Dec 31 (\$)	Value on Dec 31 (\$)	Unrealized gain or loss (\$)	Holding period
ABBOTT LABS								
Symbol	ABT	Exchange	NYSE					
EAI	\$1,790	Current yield	2.30%					
Security total								
ABBVIE INC COM								
Symbol	ABBV	Exchange	NYSE					
EAI	\$3,254	Current yield	3.03%					
Security total								

continued next page





Business Services Account
December 2013

Account name: JAMES & ZITA GAVIN FOUNDATION
Account number: Y4 75130 FB

Your Financial Advisor:
BRAMSON, FRANK
312-525-7400/888-827-8469

Your assets • Equities • Common stock (continued)

Holding	Trade date	Number of shares	Purchase price/Average price per share (\$)	Cost basis (\$)	Price per share on Dec 31 (\$)	Value on Dec 31 (\$)	Unrealized gain or loss (\$)	Holding period
AMEREN CORP								
Symbol: AEE Exchange NYSE								
EAI \$6,400 Current yield: 4.42%	Jan 2, 98	1,000,000	38.454	38,454.00	36.160	36,160.00	-2,294.00	LT
	Feb 19, 04	1,000,000	46.716	46,716.00	36.160	36,160.00	-10,556.00	LT
	May 14, 04	2,000,000	42.302	84,604.00	36.160	72,320.00	-12,284.00	LT
Security total		4,000,000	42.444	169,774.00		144,640.00	-25,134.00	
APPLE INC								
Symbol: AAPL Exchange OTC								
EAI \$6,100 Current yield: 2.17%	Jan 18, 13	500,000	499.242	249,621.25	561.020	280,510.00	30,888.75	ST
BAXTER INTL INC								
Symbol: BAX Exchange: NYSE								
EAI \$6,864 Current yield 2.82%	May 14, 03	3,502,000	32.195	112,750.00	69.550	243,564.10	130,814.10	LT
BP PLC SPON ADR								
Symbol: BP Exchange NYSE								
EAI \$9,120 Current yield 4.69%	Aug 11, 08	2,000,000	60.212	120,425.25	48.610	97,220.00	-23,205.25	LT
	Sep 17, 08	2,000,000	51.268	102,537.25	48.610	97,220.00	-5,317.25	LT
Security total		4,000,000	55.741	222,962.50		194,440.00	-28,522.50	
BRISTOL MYERS SQUIBB CO								
Symbol: BMY Exchange: NYSE								
EAI \$7,200 Current yield: 2.71%	Sep 13, 04	5,000,000	24.301	121,506.00	53.150	265,750.00	144,244.00	LT
CENTURYLINK INC								
Symbol: CTL Exchange: NYSE								
EAI \$10,800 Current yield 6.78%	Aug 4, 11	2,000,000	33.521	67,043.32	31.850	63,700.00	-3,343.32	LT
	Feb 21, 13	3,000,000	34.416	103,248.45	31.850	95,550.00	-7,698.45	ST
Security total		5,000,000	34.058	170,291.77		159,250.00	-11,041.77	
CHEVRON CORP								
Symbol: CVX Exchange NYSE								
EAI \$4,000 Current yield 3.20%	Mar 22, 12	1,000,000	105.473	105,473.27	124.910	124,910.00	19,436.73	LT
DOW CHEMICAL								
Symbol: DOW Exchange NYSE								
EAI \$7,040 Current yield 2.88%	Jul 13, 06	5,500,000	36.860	202,735.25	44.400	244,200.00	41,464.75	LT
DUKE REALTY CORP NEW REITS								
Symbol: DRE Exchange NYSE								
EAI \$8,160 Current yield 4.52%	Mar 10, 94	4,000,000	11.657	46,628.44	15.040	60,160.00	13,531.56	LT

continued next page



Business Services Account
December 2013

Account name: JAMES & ZITA GAVIN FOUNDATION
Account number: Y4 75130 FB

Your Financial Advisor:
BRAMSON, FRANK-
312-525-7400/888-827-8469

Your assets • Equities • Common stock (continued)

Holding	Trade date	Number of shares	Purchase price/ Average price per share (\$)	Cost basis (\$)	Price per share on Dec 31 (\$)	Value on Dec 31 (\$)	Unrealized gain or loss (\$)	Holding period
	Jun 20, 94	2,000,000	12.627	25,254.24	15.040	30,080.00	4,825.76	LT
	Jun 23, 94	2,000,000	12.317	24,634.26	15.040	30,080.00	5,445.74	LT
	Jan 22, 03	3,500,000	23.807	83,324.88	15.040	52,640.00	-30,684.88	LT
	Jan 22, 03	500,000	23.808	11,904.06	15.040	7,520.00	-4,384.06	LT
Security total		12,000,000	15.979	191,745.88		180,480.00	-11,265.88	
GALLAGHER ARTHUR J & CO								
Symbol	AJG Exchange	NYSE						
EAI	\$1,320	Current yield	2.98%					
Security total		8,000,000	8.284	66,274.00	46.930	375,440.00	309,166.00	LT
	Mar 5, 97	800,000	7.910	6,328.00	46.930	37,544.00	31,216.00	LT
Security total		8,800,000	8.250	72,602.00		412,984.00	340,382.00	
GENERAL MOTORS CO								
Symbol	GM Exchange	NYSE						
Security total		255,127	89.495	22,832.80	40.870	10,427.04	-12,405.76	LT
	Jun 26, 03	1,154,000	119.121	137,466.48	40.870	47,163.98	-90,302.50	LT
	Jun 23, 04	74,873	---This information was unavailable---		40.870	3,060.06		
Security total		1,484,000	113.758	160,299.28		60,651.08	-102,708.26	
GENL ELECTRIC CO								
Symbol	GE Exchange	NYSE						
EAI	\$7,040	Current yield	3.14%					
Security total		5,000,000	32.581	162,905.25	28.030	140,150.00	-22,755.25	LT
	Apr 11, 08	3,000,000	19.029	57,089.25	28.030	84,090.00	27,000.75	LT
	Jan 20, 12	8,000,000	27.499	219,994.50		224,240.00	4,245.50	
GOLDMAN SACHS GROUP INC								
Symbol	GS Exchange	NYSE						
EAI	\$2,200	Current yield	1.24%					
Security total		1,000,000	160.260	160,260.25	177.260	177,260.00	16,999.75	LT
	Jan 21, 10	200,000	13.936	2,787.26	41.280	8,256.00	5,468.74	LT
HOSPIRA INC								
Symbol	HSP Exchange	NYSE						
Security total		4,231,000	16.105	68,140.91	36.000	152,316.00	84,175.09	LT
	Jul 22, 96	2,000,000	47.008	94,016.00	50.050	100,100.00	6,084.00	LT
KINDER MORGAN INC								
Symbol	KMI Exchange	NYSE						
EAI	\$6,939	Current yield	4.56%					
Security total		2,000,000	38.780	77,561.25	50.050	100,100.00	22,538.75	LT
	Sep 23, 02	4,000,000	42.894	171,577.25		200,200.00	28,622.75	
MERCK & CO INC NEW COM								
Symbol	MRK Exchange	NYSE						
EAI	\$7,040	Current yield	3.52%					
Security total		2,000,000	42.894	171,577.25		200,200.00	28,622.75	



continued next page



Business Services Account
December 2013

Account name: JAMES & ZITA GAVIN FOUNDATION
Account number: Y4 75130 FB

Your Financial Advisor:
BRAMSON, FRANK
312-525-7400/888-827-8469

Your assets • Equities • Common stock (continued)

Holding	Trade date	Number of shares	Purchase price/Average price per share (\$)	Cost basis (\$)	Price per share on Dec 31 (\$)	Value on Dec 31 (\$)	Unrealized gain or loss (\$)	Holding period
NATIONAL GRID PLC NEW SPON ADR								
Symbol: NGG Exchange NYSE								
EAI: \$6,296 Current yield 4.82%	Jan 26, 12	2,000,000	48.875	97,750.51	65.320	130,640.00	32,889.49	LT
NEXTERA ENERGY INC COM								
Symbol: NEE Exchange NYSE								
EAI: \$28,892 Current yield 3.08%	Oct 23, 01	4,400,000	26.331	115,857.00	85.620	376,728.00	260,871.00	LT
	Oct 23, 01	2,600,000	26.290	68,354.00	85.620	222,612.00	154,258.00	LT
	Oct 23, 01	1,000,000	26.325	26,325.00	85.620	85,620.00	59,295.00	LT
	Jul 11, 02	2,944,000	33.867	99,705.03	85.620	252,065.28	152,360.25	LT
Security total		10,944,000	28.348	310,241.03		937,025.28	626,784.25	
PNC FINANCIAL SERVICES GROUP								
Symbol: PNC Exchange NYSE								
EAI: \$172 Current yield 2.26%	Jan 26, 05	98,000	911.285	89,306.00	77.580	7,602.84	-81,703.16	LT
ROYAL DUTCH SHELL PLC CL A								
Symbol: RDSA Exchange NYSE								
EAI: \$6,120 Current yield 4.29%	May 9, 12	2,000,000	66.638	133,277.57	71.270	142,540.00	9,262.43	LT
STEPAN CO								
Symbol: SCL Exchange NYSE								
EAI: \$77,005 Current yield 1.04%	Dec 16, 86	38,038,000	2.780	105,780.37	65.630	2,496,433.94	2,390,653.57	LT
	Aug 7, 95	72,352,000	8.500	614,992.00	65.630	4,748,461.76	4,133,469.76	LT
	Apr 9, 96	2,852,000	9.109	25,979.00	65.630	187,176.76	161,197.76	LT
Security total		113,242,000	6.594	746,751.37		7,432,072.46	6,685,321.09	
SUPERVALU INC								
Symbol: SVU Exchange NYSE								
	May 7, 04	1,276,000	44.790	57,152.04	7.290	9,302.04	-47,850.00	LT
TOTAL S A FRANCE SPON ADR								
Symbol: TOT Exchange NYSE								
EAI: \$5,252 Current yield 4.29%	May 9, 12	2,000,000	45.030	90,061.35	61.270	122,540.00	32,478.65	LT
UNIT CORP								
Symbol: UNT Exchange NYSE								
	Jul 13, 06	3,500,000	55.002	192,508.69	51.620	180,670.00	-11,838.69	LT
VODAFONE GROUP PLC NEW SPON ADR								
Symbol: VOD Exchange NYSE								
EAI: \$3,180 Current yield 4.04%	Aug 4, 11	2,000,000	27.510	55,021.25	39.310	78,620.00	23,598.75	LT

continued next page



Business Services Account
December 2013

Account name: JAMES & ZITA GAVIN FOUNDATION
Account number: Y4 75130 FB

Your Financial Advisor:
BRAMSON, FRANK
312-525-7400/888-827-8469

Your assets • Equities • Common stock (continued)

Holding	Trade date	Number of shares	Purchase price/Average price per share (\$)	Cost basis (\$)	Price per share on Dec 31 (\$)	Value on Dec 31 (\$)	Unrealized gain or loss (\$)	Holding period
Total				\$4,218,387.46		\$12,300,042.56	\$8,078,595.04	

Total estimated annual income: \$233,184

Preferred securities

Holding	Trade date	Number of shares	Purchase price per share (\$)	Cost basis (\$)	Price per share on Dec 31 (\$)	Value on Dec 31 (\$)	Unrealized gain or loss (\$)	Holding period
ESCROW GENERAL MTRS CORP		2,000,000						
Exchange: OTC								

---This information was unavailable---

---Price was unavailable---

Closed end funds & Exchange traded products

Total reinvested is the total of all reinvested dividends. It does not include any cash dividends. It is not a tax lot for the purposes of determining holding periods or cost basis. The shares you receive each time you reinvest dividends become a separate tax lot.

Unrealized (tax) gain or loss is the difference between the current value and the cost basis and would generally be your taxable gain or loss if the security was sold on this date. The unrealized (tax) gain or loss may need to be adjusted for return of capital payments in order to determine the realized gain or loss for tax reporting purposes.

Cost basis is the total purchase cost of the security, including reinvested dividends. The cost basis may need to be adjusted for return of capital payments in order to determine the adjusted cost basis for tax reporting purposes.

Investment return is the current value minus the amount you invested. It does not include shares that are not reflected on your statement, including shares that have been realized as either a gain or a loss. It also does not include cash dividends that were not reinvested.

Holding	Number of shares	Purchase price/Average price per share (\$)	Client investment (\$)	Cost basis (\$)	Price per share on Dec 31 (\$)	Value on Dec 31 (\$)	Unrealized (tax) gain or loss (\$)	Investment return (\$)	Holding period
ISHARES TRUST S&P GLOBAL TELECOMMUNICATIONS SECTOR INDEX FUND	3,000,000	55,403	166,211.85	166,211.85	68.311	204,933.00	38,721.15	38,721.15	LT
EAI \$6.975 Current yield: 3.40%									
POWERSHARES GLOBAL EXCHANGE TRADED FD TR S&P 500 BUYWRITE PORTF	4,000,000	20,060	80,240.67	80,240.67	20.750	83,000.00	2,759.33	2,759.33	LT
Symbol: PBB									
Trade date: Jan 26, 12									
EAI \$5.468 Current yield: 6.59%									

PUTNAM HIGH INCOME SECURITIES FUND

continued next page





Business Services Account
December 2013

Account name: JAMES & ZITA GAVIN FOUNDATION
Account number: Y4 75130 FB

Your Financial Advisor:
BRAMSON, FRANK
312-525-7400/888-827-8469

Your assets • Equities • Closed end funds & Exchange traded products (continued)

Holding	Symbol	PCF	Trade date	Number of shares	Purchase price/Average price per share (\$)	Client investment (\$)	Cost basis (\$)	Price per share on Dec 31 (\$)	Value on Dec 31 (\$)	Unrealized (tax) gain or loss (\$)	Investment return (\$)	Holding period
	SPDR INDX SHS FDS S&P INTRNTNL		Jan 5, 94	10,000,000	9.870	98,703.00	98,703.00	8.260	82,600.00	-16,103.00	-16,103.00	LT
	EAI \$4.680 Current yield 5.67%											
	DIVIDEND ETF											
	Symbol: DWX											
	Trade date Feb 15, 12			2,000,000	49.052	98,105.25	98,105.25	47.450	94,900.00	-3,205.25	-3,205.25	LT
	EAI \$6.502 Current yield 6.85%											
	Total					\$443,260.77	\$443,260.77		\$455,433.00	\$22,172.23	\$22,172.23	

Total estimated annual income: \$23,625

Other equity investments

Cost basis and gains and losses have not been adjusted automatically for return of capital payments. Restricted security values are estimated for informational purposes. See Important information about your statement at the end of this document for additional information.

Holding	Symbol	Trade date	Number of shares	Purchase price/Average price per share (\$)	Cost basis (\$)	Price per share on Dec 31 (\$)	Value on Dec 31 (\$)	Unrealized gain or loss (\$)	Holding period
	MOTORS LIQ CO GUC TR UBI		354,000	---	---	32.150	11,381.10		
	Symbol MTLQU Exchange OTC								

Warrants

Holding	Trade date	Number of warrants	Purchase price per warrant (\$)	Cost basis (\$)	Price per warrant on Dec 31 (\$)	Value on Dec 31 (\$)	Unrealized gain or loss (\$)	Holding period
	WARRANTS GENERAL MOTORS CO							
	Expires Jul 10, 16	175,934	86.674	15,249.02	31.140	5,478.57	-9,770.45	LT
		1,105,000	82.830	91,528.17	31.140	34,409.70	-57,118.47	LT
	Security Total	68,066	---	---	31.140	2,119.59	-66,888.92	
		1,349,000		106,777.19		42,007.86		
	WARRANTS KINDER MORGAN HOLDCO LLC							
	EXP 05/25/17							
	Expires May 25, 17	6,400,000	0.955	6,114.09	4.060	25,984.00	19,869.91	LT

continued next page



Business Services Account
December 2013

Account name: JAMES & ZITA GAVIN FOUNDATION
Account number: Y4 75130 FB

Your Financial Advisor:
BRAMSON, FRANK
312-525-7400/888-827-8469

Your assets > Equities > Warrants (continued)

Holding	Trade date	Number of warrants	Purchase price per warrant (\$)	Cost basis (\$)	Price per warrant on Dec 31 (\$)	Value on Dec 31 (\$)	Unrealized gain or loss (\$)	Holding period
WARRANTS GENERAL MOTORS								
CO								
Expires Jul 10, 19	Jun 26, 03	231 934	51 009	11,830.90	23 120	5,362 30	-6,468.60	LT
	Jun 23, 04	1,049,000	67.688	71,005 35	23 120	24,252 88	-46,752 47	LT
		68 066	---This information was unavailable---		23 120	1,573 70		
Security Total		1,349 000		82,836 25		31,188 88	-53,221 07	
Total				\$195,727.53		\$99,180.74	-\$100,240.08	

Fixed income

Closed end funds & Exchange traded products

Total reinvested is the total of all reinvested dividends. It does not include any cash dividends. It is not a tax lot for the purposes of determining holding periods or cost basis. The shares you receive each time you reinvest dividends become a separate tax lot.

Cost basis is the total purchase cost of the security, including reinvested dividends. The cost basis may need to be adjusted for return of capital payments in order to determine the adjusted cost basis for tax reporting purposes.

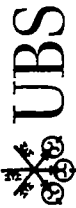
Unrealized (tax) gain or loss is the difference between the current value and the cost basis and would generally be your taxable gain or loss if the security was sold on this date. The unrealized (tax) gain or loss may need to be adjusted for return of capital payments in order to determine the realized gain or loss for tax reporting purposes.

Investment return is the current value minus the amount you invested. It does not include shares that are not reflected on your statement, including shares that have been realized as either a gain or a loss. It also does not include cash dividends that were not reinvested.

Holding	Number of shares	Purchase price/ Average price per share (\$)	Client investment (\$)	Cost basis (\$)	Price per share on Dec 31 (\$)	Value on Dec 31 (\$)	Unrealized (tax) gain or loss (\$)	Investment return (\$)	Holding period
BLACKROCK INCOME TRUST INC									
Symbol BKT									
Trade date Jul 20, 93	10,000 000	9 132	91,328 00	91,328 00	6 480	64,800 00	-26,528 00		LT
Trade date Dec 23, 93	10,000 000	8 080	80,803.00	80,803 00	6 480	64,800 00	-16,003 00		LT
EAI \$8.880 Current yield 6.85%									
Security total	20,000 000	8 607	172,131 00	172,131 00	17 850	129,600 00	-42,531 00	-42,531 00	
JOHN HANCOCK PREFERRED INCOME FUND									
Symbol HPI									
Trade date Sep 17, 08	8,200 000	10 535	86,388 83	86,388.83	17 850	146,370 00	59,981 17	59,981 17	LT
EAI \$13.776 Current yield 9.41%									
MANAGED HIGH YIELD PLUS FUND									
Symbol HYF									
Trade date Jun 24, 98	3,432 000	14 930	51,242 00	51,242 00	2 030	6,966 96	-44,275 04	-44,275 04	LT



continued next page



Business Services Account
December 2013

Account name: JAMES & ZITA GAVIN FOUNDATION
Y4 75130 FB

Your Financial Advisor:
BRAMSON, FRANK
312-525-7400/888-827-8469

Your assets • Fixed income • Closed end funds & Exchange traded products (continued)

Holding	Number of shares	Purchase price/Average price per share (\$)	Client investment (\$)	Cost basis (\$)	Price per share on Dec 31 (\$)	Value on Dec 31 (\$)	Unrealized (tax) gain or loss (\$)	Investment return (\$)	Holding period
MORGAN STANLEY EMERGING MKRKT									
DEBT FUND INC									
Symbol MSD	3,000,000	10.580	31,740.33	31,740.33	9.540	28,620.00	-3,120.33	-3,120.33	LT
Trade date	Jan 26, 12								
EAI	\$2,160	Current yield	7.55%						
NUVEEN CREDIT STRATEGIES									
INCOME FUND									
Symbol JQC	8,000,000	13.930	111,445.25	111,445.25	9.730	77,840.00	-33,605.25	-33,605.25	LT
Trade date	Nov 20, 06								
EAI	\$5,232	Current yield	6.72%						
NUVEEN GLOBAL INCOME									
OPPORTUNITIES FD									
Symbol JGG	6,000,000	19.300	115,805.25	115,805.25	11.390	68,340.00	-47,465.25	-47,465.25	LT
Trade date	Nov 20, 06								
EAI	\$5,880	Current yield	8.60%						
Total			\$568,752.66	\$568,752.66		\$457,736.96	-\$111,015.70	-\$111,015.70	
Total estimated annual income: \$36,546									

Preferred securities

Holding	Trade date	Number of shares	Purchase price per share (\$)	Cost basis (\$)	Price per share on Dec 31 (\$)	Value on Dec 31 (\$)	Unrealized gain or loss (\$)	Holding period
BARCLAYS BANK PLC SER 3 7.100% PREFERRED CLBL PAR VALUE - 25 00 USD								
Symbol BCS.PRA	Exchange NYSE							
EAI	\$7,100	Current yield	7.05%					
Trade date	Sep 7, 07	4,000,000	25.000	100,000.00	25.170	100,680.00	680.00	LT
BARCLAYS BANK PLC ADR PFD SR 5 SER 5 8 125% PREFERRED CLBL PAR VALUE - 25 00 USD								
Symbol BCS PRD	Exchange NYSE							
EAI	\$16,248	Current yield	8.01%					
Trade date	Apr 9, 08	8,000,000	25.000	200,000.00	25.370	202,960.00	2,960.00	LT

continued next page



Business Services Account
December 2013

Account name:
Account number:

JAMES & ZITA GAVIN FOUNDATION
Y4 75130 FB

Your Financial Advisor:
BRAMSON, FRANK
312-525-7400/888-827-8469

Your assets, Fixed income, Preferred securities (continued)

Holding	Trade date	Number of shares	Purchase price per share (\$)	Cost basis (\$)	Price per share on Dec 31 (\$)	Value on Dec 31 (\$)	Unrealized gain or loss (\$)	Holding period
DUKE REALTY CORP CALL								
11/30/09@25 00 REITS SER L								
6 60% PREFERRED CLBL								
Symbol DRE PRL Exchange NYSE								
EAI \$13,200 Current yield 7.28%	Apr 6, 05	8,000,000	24.431	195,448.40	22.650	181,200.00	-14,248.40	LT
ESCROW GENERAL MTRS CORP Exchange OTC		12,000,000						
---This information was unavailable---								
-----Price was unavailable-----								
PUBLIC STORAGE PFD-5								
RT 5 900% QUARTERLY								
MAT PERPTUAL FIXED RATE								
Symbol PSA PRS Exchange NYSE								
EAI \$2,950 Current yield 6.83%	Jan 5, 12	2,000,000	25.000	50,000.00	21.600	43,200.00	-6,800.00	LT
SVB CAP II PREFERRED								
7 000% DUE 10/15/33								
CLBL 10/30/08@\$25 00								
Symbol SIVBO Exchange OTC								
EAI \$7,732 Current yield 6.95%	Mar 8, 05	4,418,000	25.401	112,223.20	25.179	111,240.82	-982.38	LT
Total				\$657,671.60		\$639,280.82	-\$18,390.78	

Total estimated annual income: \$47,230

Other

Closed end funds & Exchange traded products

Total/reinvested is the total of all reinvested dividends. It does not include any cash dividends. It is not a tax lot for the purposes of determining holding periods or cost basis. The shares you receive each time you reinvest dividends become a separate tax lot.

Cost basis is the total purchase cost of the security, including reinvested dividends. The cost basis may need to be adjusted for return of capital payments in order to determine the adjusted cost basis for tax reporting purposes.

Unrealized (tax) gain or loss is the difference between the current value and the cost basis and would generally be your taxable gain or loss if the security was sold on this date. The unrealized (tax) gain or loss may need to be adjusted for return of capital payments in order to determine the realized gain or loss for tax reporting purposes.

Investment return is the current value minus the amount you invested. It does not include shares that are not reflected on your statement, including shares that have been realized as either a gain or a loss. It also does not include cash dividends that were not reinvested.

Holding	Number of shares	Purchase price/Average price per share (\$)	Client investment (\$)	Cost basis (\$)	Price per share on Dec 31 (\$)	Value on Dec 31 (\$)	Unrealized (tax) gain or loss (\$)	Investment return (\$)	Holding period
NUVEEN DIVERS DIV & INCM FD									
Symbol JDD									
Trade date Feb 19, 04	6,300,000	15.941	100,430.96	100,430.96	11.270	71,001.00	-29,429.96		LT
Trade date Apr 16, 04	10,000,000	14.931	149,317.00	149,317.00	11.270	112,700.00	-36,617.00		LT



continued next page



Business Services Account
December 2013

Account name: JAMES & ZITA GAVIN FOUNDATION
Account number: Y4 75130 FB

Your Financial Advisor:
BRAMSON, FRANK
312-525-7400/888-827-8469

Your assets • Other • Closed end funds & Exchange traded products (continued)

Holding	Number of shares	Purchase price/Average price per share (\$)	Client investment (\$)	Cost basis (\$)	Price per share on Dec 31 (\$)	Value on Dec 31 (\$)	Unrealized gain or loss (\$)	Investment return (\$)	Holding period
EAI	16,300,000	15.322	249,747.96	249,747.96	183,701.00	-66,046.96	-66,046.96		
Security total									

Your total assets

	Value on Dec 31 (\$)	Percentage of your account	Cost basis (\$)	Estimated annual income (\$)	Unrealized gain or loss (\$)
Cash	461,803.52	3.16%	461,803.52		
Equities	12,300,042.56		4,218,387.46	233,184.00	8,078,595.04
* Common stock					
* Preferred securities					
Closed end funds & Exchange traded products	465,433.00		443,260.77	23,625.00	22,172.23
* Other equity investments	11,381.10				
* Warrants	99,180.74		195,727.53		-100,240.08
Total equities	12,876,037.40	88.08%	4,857,375.76	256,809.00	8,000,527.19
Fixed income					
Closed end funds & Exchange traded products	457,736.96		568,752.66	36,546.00	-111,015.70
* Preferred securities	639,280.82		657,671.60	47,230.00	-18,390.78
Total fixed income	1,097,017.78	7.50%	1,226,424.26	83,776.00	-129,406.48
Other					
Closed end funds & Exchange traded products	183,701.00	1.26%	249,747.96	16,300.00	-66,046.96
Total	\$14,618,559.70	100.00%	\$6,795,351.50	\$356,885.00	\$7,805,073.75

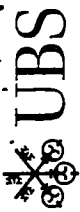
* Missing cost basis information

Account activity this month

For more information about the price/value shown for restricted securities, see *Important information about your statement* at the end of this document.

Date	Activity	Description	Your expense code	Quantity/Face value	Price/Value (\$)	Cash amount (\$)	Cash and money balance (\$)
Nov 29		Cash and money balance					\$829,366.48
Dec 2	Dividend	NUVEEN CREDIT STRATEGIES INCOME FUND PAID ON 8000				464.00	
Dec 2	Dividend	PUTNAM HIGH INCOME SECURITIES FUND PAID ON 10000				390.00	830,220.48

continued next page



UBS Financial Services Inc.
1 North Wacker Drive
Suite 3700
Chicago IL 60606-2883

APZ2002181731 1213 Y4 1

2013 Year End Summary

Duplicate statement for the account of:

JAMES & ZITA GAVIN FOUNDATION
C/O JAMES L. GAVIN
701 PARK DRIVE
KENILWORTH IL 60043-1008
Account number Y4 75130 FB

Your Financial Advisor:

BRAMSON, FRANK
Phone 312-525-7400/888-827-8469

MR TONY RUZICKA
RUZICKA & ASSOCIATES
333 N SKOKIE BLVD SUITE 105
NORTHBROOK IL 60062-1622

Summary of gains and losses

	Amount (\$)
Short term	22,081.25
Long term	224,802.68
Total	\$246,883.93

Realized gains and losses

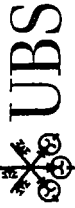
Estimated 2013 gains and losses for transactions with trade dates through 12/31/13 have been incorporated into this statement. Please note that gain or loss recognized on the sale or redemption of certain Structured Products, like Contingent Debt Securities, may be ordinary, and not capital, gain or loss. Please check with your tax advisor. To calculate gains and losses, we liquidate the oldest security lot first. This is known as the first-in, first-out or FIFO accounting method. We use this method unless you specified which tax lot to close when you placed your order. This is known as a versus purchases or VSP order.

Short-term capital gains and losses

Security description	Method	Quantity or face value	Purchase date	Sale date	Sale amount (\$)	Cost basis (\$)	Wash sale cost basis adjustment(\$)	Loss (\$)	Gain (\$)
CALL APPLE INC DUE 01/25/13 515 000	FIFO	-5 000	Jan 28, 13	Jan 18, 13	5,594.62	0.00			- 5,594.62
Member SIPC 003374 B201B051 022316 APZ20005002181731 PZZ000260224 00002 1213 000000000 Y475130FB1 000000									



continued next page



Business Services Account

Account name: JAMES & ZITA GAVIN FOUNDATION
 Account number: Y4 75130 FB

Your Financial Advisor:
 BRAMSON, FRANK
 312-525-7400/888-827-8469

Realized gains and losses (continued)

Short-term capital gains and losses (continued)

Security description	Method	Quantity or face value	Purchase date	Sale date	Sale amount (\$)	Cost basis (\$)	Wash sale cost basis adjustment(\$)	Loss (\$)	Gain (\$)
INTL BUSINESS MACH	FIFO	1,000,000	Jan 18, 13	Mar 15, 13	210,909.78	194,423.15			16,486.63
Total					\$216,504.40	\$194,423.15			\$22,081.25

Net short-term capital gains and losses

\$22,081.25

Long-term capital gains and losses

Security description	Method	Quantity or face value	Purchase date	Sale date	Sale amount (\$)	Cost basis (\$)	Wash sale cost basis adjustment(\$)	Loss (\$)	Gain (\$)
DOLE FOODS CO 08 750% 071513 DTD080393	FIFO	100,000,000	Jun 21, 01	Jul 15, 13	100,000.00	99,805.00			195.00
FC011594	FIFO	0.873	Jun 26, 03	Dec 23, 13	36.17	78.14		-41.97	
GENERAL MOTORS CO	FIFO	4,000,000	Dec 16, 86	Feb 01, 13	235,778.79	11,123.66			224,655.13
STEPAN CO	FIFO	0.066	Jun 26, 03	Dec 23, 13	1.57	3.39		-1.82	
WTS GENERAL MOTORS CO EXP 07/10/19	FIFO	0.066	Jun 26, 03	Dec 23, 13	2.10	5.76		-3.66	
Total					\$335,818.63	\$111,015.95		-\$47.45	\$224,850.13

Net long-term capital gains or losses

\$224,802.68

Net capital gains/losses:

\$246,883.93

Gains and losses not calculated

Security description	Method	Quantity or face value	Purchase date	Sale date	Sale amount (\$)	Cost basis (\$)	Wash sale cost basis adjustment(\$)	Loss (\$)	Gain (\$)
HORIZON GROUP PROPERTIES INC SBI	FIFO	369,000	Mar 31, 06	Jan 01, 13	553.50	0.00			

---This information was unavailable---

¹ Indicates cost basis information provided by you or another third party. UBS FS has not verified this information and does not guarantee its accuracy.

Gavin Foundation
GRANT EXPENSE
January through December 2013

Type	Date	Num	Name	Debit	Address
Check	05/01/2013	1691	Immaculate Hearts of Jesus and Mary	50,000 00	48765 Annapolis Road, Hopedale, OH 43976
Check	05/01/2013	1692	Vox Populi Manae Mediatrice	63,000 00	313 High Street, Hopedale, OH 43976
Check	07/15/2013	1695	Misericordia	5,000 00	6300 North Ridge, Chicago, IL 60660
Check	09/28/2013	1699	LINK Unlimited	5,000 00	2221 S. State Street, Chicago, IL 60616
Check	09/28/2013	1700	Relevant Radio	5,000 00	PO Box 10707, Green Bay, WI 54307
Check	12/03/2013	1701	Immaculate Hearts of Jesus and Mary	50,000 00	48765 Annapolis Road, Hopedale, OH 43976
Check	12/03/2013	1702	St Augustine High School	25,000 00	2600 A P Turead Ave., New Orleans, LA 70119
Check	12/03/2013	1703	Sisters of the Holy Family	25,000 00	6901 Chef Menteur Highway, New Orleans, LA 70119
Check	12/03/2013	1704	Immaculate Conception Church	100,000 00	770 Deerfield Road, Highland Park, IL 60035
Check	12/03/2013	1705	Mana Joseph Manor	20,000 00	875 Montour Blvd., Danville, PA 17821
Check	12/03/2013	1706	Catholic Faith Appeal	6,000 00	1000 Pinebrook Road, Venice, FL 34285
Check	12/03/2013	1707	Seminary Fund of St. Bernard Church	4,000 00	248 South Harbor Drive, PO Box 1036, Holmes Beach, FL 34217
Check	12/05/2013	1708	Eternal World Television Network	10,000 00	5817 Old Leeds Rd., Irondale, AL 35210
Check	12/05/2013	1709	Relevant Radio	20,000 00	PO Box 10707, Green Bay, WI 54307
Check	12/05/2013	1710	Lumen Christi Institute	135,000 00	1220 E. 58th Street, Chicago, IL 60637
Check	12/08/2013	1712	Guardian Angel Program of the Community Kitchen	6,250 00	604 Devoe St. SE, Olympia, WA 98501
Check	12/13/2013	1713	Culture of Life Foundation	25,000 00	1413 K Street, NW, Suite 350, Washington, DC 20005
Check	12/13/2013	1714	Catholic Relief Services	75,000 00	PO Box 17090, Baltimore, MD 21297
Check	12/16/2013	1715	Catholic Information Center	25,000 00	1501 K Street, NW, Suite 175, Washington, DC 20005
Check	12/24/2013	1716	FAIR Foundation	20,000 00	2010 E Algonquin Rd., Schaumburg, IL 60173
Check	12/24/2013	1717	St. Martin de Porres Ministry	5,000 00	PO Box 151, Bradenton, FL 34217
				<u>679,250 00</u>	