



See a Social Security Number? Say Something!
Report Privacy Problems to <https://public.resource.org/privacy>
Or call the IRS Identity Theft Hotline at 1-800-908-4490



Return of Private Foundation

or Section 4947(a)(1) Trust Treated as Private Foundation

Do not enter Social Security numbers on this form as it may be made public.

Information about Form 990-PF and its separate instructions is at www.irs.gov/form990pf

2013

Open to Public Inspection

For calendar year 2013 or tax year beginning

, and ending

Name of foundation THE SIRAGUSA FOUNDATION		A Employer identification number 36-3100492
Number and street (or P O box number if mail is not delivered to street address) 1 EAST WACKER	Room/suite 2910	B Telephone number (312) 755-0064
City or town, state or province, country, and ZIP or foreign postal code CHICAGO, IL 60601-1474		C If exemption application is pending, check here <input type="checkbox"/>
G Check all that apply: <input type="checkbox"/> Initial return <input type="checkbox"/> Final return <input type="checkbox"/> Address change <input type="checkbox"/> Initial return of a former public charity <input type="checkbox"/> Amended return <input type="checkbox"/> Name change		D 1. Foreign organizations, check here <input type="checkbox"/> 2. Foreign organizations meeting the 85% test, check here and attach computation <input type="checkbox"/>
H Check type of organization: <input checked="" type="checkbox"/> Section 501(c)(3) exempt private foundation <input type="checkbox"/> Section 4947(a)(1) nonexempt charitable trust <input type="checkbox"/> Other taxable private foundation		E If private foundation status was terminated under section 507(b)(1)(A), check here <input type="checkbox"/>
I Fair market value of all assets at end of year (from Part II, col (c), line 16) \$ 26,141,212.	J Accounting method: <input type="checkbox"/> Cash <input type="checkbox"/> Accrual <input checked="" type="checkbox"/> Other (specify) <u>MODIFIED CASH</u> (Part I, column (d) must be on cash basis)	F If the foundation is in a 60-month termination under section 507(b)(1)(B), check here <input type="checkbox"/>

Part I Analysis of Revenue and Expenses (The total of amounts in columns (b), (c), and (d) may not necessarily equal the amounts in column (a))		(a) Revenue and expenses per books	(b) Net investment income	(c) Adjusted net income	(d) Disbursements for charitable purposes (cash basis only)
1 Contributions, gifts, grants, etc., received		1,000.		N/A	
2 Check <input checked="" type="checkbox"/> if the foundation is not required to attach Sch. B					
3 Interest on savings and temporary cash investments					
4 Dividends and interest from securities		430,103.	430,103.		STATEMENT 1
5a Gross rents					
b Net rental income or (loss)					
6a Net gain or (loss) from sale of assets not on line 10		982,561.			
b Gross sales price for all assets on line 6a	14,371,538.				
7 Capital gain net income (from Part IV, line 2)			982,561.		
8 Net short-term capital gain					
9 Income modifications					
10a Gross sales less returns and allowances					
b Less Cost of goods sold					
c Gross profit or (loss)					
11 Other income					
12 Total. Add lines 1 through 11		1,413,664.	1,412,664.		
13 Compensation of officers, directors, trustees, etc		140,000.	35,000.		105,000.
14 Other employee salaries and wages		140,378.	35,095.		105,283.
15 Pension plans, employee benefits		16,442.	4,110.		12,332.
16a Legal fees STMT 2		16,768.	4,192.		12,576.
b Accounting fees STMT 3		37,540.	28,155.		9,385.
c Other professional fees STMT 4		181,999.	175,624.		6,375.
17 Interest		10,796.	10,796.		0.
18 Taxes STMT 5		48,475.	12,780.		14,695.
19 Depreciation and depletion		6,392.	3,666.		
20 Occupancy		88,251.	22,063.		66,188.
21 Travel, conferences, and meetings		40,784.	8,679.		32,068.
22 Printing and publications		23.	6.		17.
23 Other expenses STMT 6		67,837.	16,958.		50,879.
24 Total operating and administrative expenses. Add lines 13 through 23		795,685.	357,124.		414,798.
25 Contributions, gifts, grants paid		1,120,674.			1,120,674.
26 Total expenses and disbursements. Add lines 24 and 25		1,916,359.	357,124.		1,535,472.
27 Subtract line 26 from line 12:					
a Excess of revenue over expenses and disbursements		-502,695.			
b Net investment income (if negative, enter -0-)			1,055,540.		
c Adjusted net income (if negative, enter -0-)				N/A	

SCANNED JUL 21 2014
Revenue

Operating and Administrative Expenses

RECEIVED

JUL 18 2014

OGDEN, UT

IRS-OSC

914

Part II Balance Sheets		Attached schedules and amounts in the description column should be for end of year amounts only		
		Beginning of year	End of year	
		(a) Book Value	(b) Book Value	(c) Fair Market Value
Assets	1 Cash - non-interest-bearing			
	2 Savings and temporary cash investments	1,252,078.	2,223,616.	2,223,616.
	3 Accounts receivable ▶			
	Less: allowance for doubtful accounts ▶			
	4 Pledges receivable ▶			
	Less: allowance for doubtful accounts ▶			
	5 Grants receivable			
	6 Receivables due from officers, directors, trustees, and other disqualified persons			
	7 Other notes and loans receivable ▶			
	Less: allowance for doubtful accounts ▶			
	8 Inventories for sale or use			
	9 Prepaid expenses and deferred charges			
	10a Investments - U.S. and state government obligations STMT 7	1,464,226.	1,112,194.	1,092,206.
	b Investments - corporate stock STMT 8	12,924,446.	14,656,390.	20,977,278.
	c Investments - corporate bonds STMT 9	1,958,528.	1,802,129.	1,833,430.
	Liabilities	11 Investments - land, buildings, and equipment basis ▶		
Less: accumulated depreciation ▶				
12 Investments - mortgage loans				
13 Investments - other				
14 Land, buildings, and equipment: basis ▶ 99,462.				
Less: accumulated depreciation STMT 10 ▶ 85,210.		19,741.	14,252.	14,252.
15 Other assets (describe ▶ STATEMENT 11)		2,694,926.	430.	430.
16 Total assets (to be completed by all filers - see the instructions. Also, see page 1, item 1)		20,313,945.	19,809,011.	26,141,212.
17 Accounts payable and accrued expenses		27,804.	25,565.	
18 Grants payable				
19 Deferred revenue				
20 Loans from officers, directors, trustees, and other disqualified persons				
21 Mortgages and other notes payable				
22 Other liabilities (describe ▶)				
23 Total liabilities (add lines 17 through 22)	27,804.	25,565.		
Net Assets or Fund Balances	Foundations that follow SFAS 117, check here ▶ <input type="checkbox"/>			
	and complete lines 24 through 26 and lines 30 and 31.			
	24 Unrestricted			
	25 Temporarily restricted			
	26 Permanently restricted			
	Foundations that do not follow SFAS 117, check here ▶ <input checked="" type="checkbox"/>			
	and complete lines 27 through 31.			
	27 Capital stock, trust principal, or current funds	20,286,141.	19,783,446.	
28 Paid-in or capital surplus, or land, bldg., and equipment fund	0.	0.		
29 Retained earnings, accumulated income, endowment, or other funds	0.	0.		
30 Total net assets or fund balances	20,286,141.	19,783,446.		
31 Total liabilities and net assets/fund balances	20,313,945.	19,809,011.		

Part III Analysis of Changes in Net Assets or Fund Balances

1 Total net assets or fund balances at beginning of year - Part II, column (a), line 30 (must agree with end-of-year figure reported on prior year's return)	1	20,286,141.
2 Enter amount from Part I, line 27a	2	-502,695.
3 Other increases not included in line 2 (itemize) ▶	3	0.
4 Add lines 1, 2, and 3	4	19,783,446.
5 Decreases not included in line 2 (itemize) ▶	5	0.
6 Total net assets or fund balances at end of year (line 4 minus line 5) - Part II, column (b), line 30	6	19,783,446.

Part IV Capital Gains and Losses for Tax on Investment Income

(a) List and describe the kind(s) of property sold (e.g., real estate, 2-story brick warehouse; or common stock, 200 shs. MLC Co.)		(b) How acquired P - Purchase D - Donation	(c) Date acquired (mo., day, yr.)	(d) Date sold (mo., day, yr.)
1a				
b SEE ATTACHED STATEMENTS				
c				
d				
e				
(e) Gross sales price	(f) Depreciation allowed (or allowable)	(g) Cost or other basis plus expense of sale	(h) Gain or (loss) (e) plus (f) minus (g)	
a				
b				
c				
d				
e 14,371,538.		13,388,977.	982,561.	
Complete only for assets showing gain in column (h) and owned by the foundation on 12/31/69			(l) Gains (Col. (h) gain minus col. (k), but not less than -0-) or Losses (from col. (h))	
(i) F.M.V. as of 12/31/69	(j) Adjusted basis as of 12/31/69	(k) Excess of col. (i) over col. (j), if any		
a				
b				
c				
d				
e			982,561.	
2 Capital gain net income or (net capital loss)		{ If gain, also enter in Part I, line 7 If (loss), enter -0- in Part I, line 7		2 982,561.
3 Net short-term capital gain or (loss) as defined in sections 1222(5) and (6): If gain, also enter in Part I, line 8, column (c). If (loss), enter -0- in Part I, line 8		{ If gain, also enter in Part I, line 7 If (loss), enter -0- in Part I, line 7		3 N/A

Part V Qualification Under Section 4940(e) for Reduced Tax on Net Investment Income

(For optional use by domestic private foundations subject to the section 4940(a) tax on net investment income.)

If section 4940(d)(2) applies, leave this part blank.

Was the foundation liable for the section 4942 tax on the distributable amount of any year in the base period?

☐ Yes ☒ No

If "Yes," the foundation does not qualify under section 4940(e). Do not complete this part.

1 Enter the appropriate amount in each column for each year; see the instructions before making any entries.

(a) Base period years Calendar year (or tax year beginning in)	(b) Adjusted qualifying distributions	(c) Net value of noncharitable-use assets	(d) Distribution ratio (col. (b) divided by col. (c))
2012	1,591,557.	23,124,586.	.068825
2011	1,639,913.	24,188,552.	.067797
2010	1,642,851.	24,128,409.	.068088
2009	1,935,783.	23,213,308.	.083391
2008	2,100,456.	30,361,633.	.069181
2 Total of line 1, column (d)			2 .357282
3 Average distribution ratio for the 5-year base period - divide the total on line 2 by 5, or by the number of years the foundation has been in existence if less than 5 years			3 .071456
4 Enter the net value of noncharitable-use assets for 2013 from Part X, line 5			4 24,418,311.
5 Multiply line 4 by line 3			5 1,744,835.
6 Enter 1% of net investment income (1% of Part I, line 27b)			6 10,555.
7 Add lines 5 and 6			7 1,755,390.
8 Enter qualifying distributions from Part XII, line 4			8 1,535,472.

If line 8 is equal to or greater than line 7, check the box in Part VI, line 1b, and complete that part using a 1% tax rate. See the Part VI instructions.

Part VI Excise Tax Based on Investment Income (Section 4940(a), 4940(b), 4940(e), or 4948 - see instructions)

1a Exempt operating foundations described in section 4940(d)(2), check here <input type="checkbox"/> and enter "N/A" on line 1. Date of ruling or determination letter: _____ (attach copy of letter if necessary-see instructions)			
b Domestic foundations that meet the section 4940(e) requirements in Part V, check here <input type="checkbox"/> and enter 1% of Part I, line 27b		1	21,111.
c All other domestic foundations enter 2% of line 27b. Exempt foreign organizations enter 4% of Part I, line 12, col. (b).			
2 Tax under section 511 (domestic section 4947(a)(1) trusts and taxable foundations only. Others enter -0-)		2	0.
3 Add lines 1 and 2		3	21,111.
4 Subtitle A (income) tax (domestic section 4947(a)(1) trusts and taxable foundations only. Others enter -0-)		4	0.
5 Tax based on investment income. Subtract line 4 from line 3. If zero or less, enter -0-		5	21,111.
6 Credits/Payments.			
a 2013 estimated tax payments and 2012 overpayment credited to 2013	6a	19,153.	
b Exempt foreign organizations - tax withheld at source	6b		
c Tax paid with application for extension of time to file (Form 8868)	6c	15,000.	
d Backup withholding erroneously withheld	6d		
7 Total credits and payments. Add lines 6a through 6d	7	34,153.	
8 Enter any penalty for underpayment of estimated tax. Check here <input checked="" type="checkbox"/> if Form 2220 is attached	8		
9 Tax due. If the total of lines 5 and 8 is more than line 7, enter amount owed	9		
10 Overpayment. If line 7 is more than the total of lines 5 and 8, enter the amount overpaid	10	13,042.	
11 Enter the amount of line 10 to be Credited to 2014 estimated tax <input type="checkbox"/> 13,042. Refunded <input type="checkbox"/>	11	0.	

Part VII-A Statements Regarding Activities

	Yes	No
1a During the tax year, did the foundation attempt to influence any national, state, or local legislation or did it participate or intervene in any political campaign?		X
b Did it spend more than \$100 during the year (either directly or indirectly) for political purposes (see instructions for the definition)? If the answer is "Yes" to 1a or 1b, attach a detailed description of the activities and copies of any materials published or distributed by the foundation in connection with the activities		X
c Did the foundation file Form 1120-POL for this year?		X
d Enter the amount (if any) of tax on political expenditures (section 4955) imposed during the year: (1) On the foundation. <input type="checkbox"/> \$ 0. (2) On foundation managers. <input type="checkbox"/> \$ 0.		
e Enter the reimbursement (if any) paid by the foundation during the year for political expenditure tax imposed on foundation managers. <input type="checkbox"/> \$ 0.		
2 Has the foundation engaged in any activities that have not previously been reported to the IRS? If "Yes," attach a detailed description of the activities		X
3 Has the foundation made any changes, not previously reported to the IRS, in its governing instrument, articles of incorporation, or bylaws, or other similar instruments? If "Yes," attach a conformed copy of the changes		X
4a Did the foundation have unrelated business gross income of \$1,000 or more during the year?		X
b If "Yes," has it filed a tax return on Form 990-T for this year?	N/A	
5 Was there a liquidation, termination, dissolution, or substantial contraction during the year? If "Yes," attach the statement required by General Instruction T		X
6 Are the requirements of section 508(e) (relating to sections 4941 through 4945) satisfied either: • By language in the governing instrument, or • By state legislation that effectively amends the governing instrument so that no mandatory directions that conflict with the state law remain in the governing instrument?	X	
7 Did the foundation have at least \$5,000 in assets at any time during the year? If "Yes," complete Part II, col (c), and Part XV	X	
8a Enter the states to which the foundation reports or with which it is registered (see instructions) <input type="checkbox"/> IL		
b If the answer is "Yes" to line 7, has the foundation furnished a copy of Form 990-PF to the Attorney General (or designate) of each state as required by General Instruction G? If "No," attach explanation	X	
9 Is the foundation claiming status as a private operating foundation within the meaning of section 4942(j)(3) or 4942(j)(5) for calendar year 2013 or the taxable year beginning in 2013 (see instructions for Part XIV)? If "Yes," complete Part XIV		X
10 Did any persons become substantial contributors during the tax year? If "Yes," attach a schedule listing their names and addresses		X

Part VII-A Statements Regarding Activities (continued)

11	At any time during the year, did the foundation, directly or indirectly, own a controlled entity within the meaning of section 512(b)(13)? If "Yes," attach schedule (see instructions)	11		X
12	Did the foundation make a distribution to a donor advised fund over which the foundation or a disqualified person had advisory privileges? If "Yes," attach statement (see instructions)	12		X
13	Did the foundation comply with the public inspection requirements for its annual returns and exemption application? Website address WWW.SIRAGUSA.ORG	13	X	
14	The books are in care of IRENE PHELPS Located at 1 E. WACKER, SUITE 2910, CHICAGO, IL	Telephone no. (312) 755-0064 ZIP+4 60601-1474		
15	Section 4947(a)(1) nonexempt charitable trusts filing Form 990-PF in lieu of Form 1041 - Check here and enter the amount of tax-exempt interest received or accrued during the year	15		N/A
16	At any time during calendar year 2013, did the foundation have an interest in or a signature or other authority over a bank, securities, or other financial account in a foreign country? See the instructions for exceptions and filing requirements for Form TD F 90-22.1. If "Yes," enter the name of the foreign country	16		X

Part VII-B Statements Regarding Activities for Which Form 4720 May Be Required

File Form 4720 if any item is checked in the "Yes" column, unless an exception applies.

	Yes	No
1a During the year did the foundation (either directly or indirectly):		
(1) Engage in the sale or exchange, or leasing of property with a disqualified person?	<input type="checkbox"/> Yes <input checked="" type="checkbox"/> No	
(2) Borrow money from, lend money to, or otherwise extend credit to (or accept it from) a disqualified person?	<input type="checkbox"/> Yes <input checked="" type="checkbox"/> No	
(3) Furnish goods, services, or facilities to (or accept them from) a disqualified person?	<input type="checkbox"/> Yes <input checked="" type="checkbox"/> No	
(4) Pay compensation to, or pay or reimburse the expenses of, a disqualified person?	<input checked="" type="checkbox"/> Yes <input type="checkbox"/> No	
(5) Transfer any income or assets to a disqualified person (or make any of either available for the benefit or use of a disqualified person)?	<input type="checkbox"/> Yes <input checked="" type="checkbox"/> No	
(6) Agree to pay money or property to a government official? (Exception. Check "No" if the foundation agreed to make a grant to or to employ the official for a period after termination of government service, if terminating within 90 days.)	<input type="checkbox"/> Yes <input checked="" type="checkbox"/> No	
b If any answer is "Yes" to 1a(1)-(6), did any of the acts fail to qualify under the exceptions described in Regulations section 53.4941(d)-3 or in a current notice regarding disaster assistance (see instructions)? Organizations relying on a current notice regarding disaster assistance check here		X
c Did the foundation engage in a prior year in any of the acts described in 1a, other than excepted acts, that were not corrected before the first day of the tax year beginning in 2013?		X
2 Taxes on failure to distribute income (section 4942) (does not apply for years the foundation was a private operating foundation defined in section 4942(j)(3) or 4942(j)(5)):		
a At the end of tax year 2013, did the foundation have any undistributed income (lines 6d and 6e, Part XIII) for tax year(s) beginning before 2013? If "Yes," list the years	<input type="checkbox"/> Yes <input checked="" type="checkbox"/> No	
b Are there any years listed in 2a for which the foundation is not applying the provisions of section 4942(a)(2) (relating to incorrect valuation of assets) to the year's undistributed income? (If applying section 4942(a)(2) to all years listed, answer "No" and attach statement - see instructions.)	N/A	
c If the provisions of section 4942(a)(2) are being applied to any of the years listed in 2a, list the years here.		
3a Did the foundation hold more than a 2% direct or indirect interest in any business enterprise at any time during the year?	<input type="checkbox"/> Yes <input checked="" type="checkbox"/> No	
b If "Yes," did it have excess business holdings in 2013 as a result of (1) any purchase by the foundation or disqualified persons after May 26, 1969; (2) the lapse of the 5-year period (or longer period approved by the Commissioner under section 4943(c)(7)) to dispose of holdings acquired by gift or bequest; or (3) the lapse of the 10-, 15-, or 20-year first phase holding period? (Use Schedule C, Form 4720, to determine if the foundation had excess business holdings in 2013)	N/A	
4a Did the foundation invest during the year any amount in a manner that would jeopardize its charitable purposes?		X
b Did the foundation make any investment in a prior year (but after December 31, 1969) that could jeopardize its charitable purpose that had not been removed from jeopardy before the first day of the tax year beginning in 2013?		X

Form 990-PF (2013)

Part VII-B Statements Regarding Activities for Which Form 4720 May Be Required (continued)**5a** During the year did the foundation pay or incur any amount to:

(1) Carry on propaganda, or otherwise attempt to influence legislation (section 4945(e))?

☐ Yes ☒ No

(2) Influence the outcome of any specific public election (see section 4955); or to carry on, directly or indirectly, any voter registration drive?

☐ Yes ☒ No

(3) Provide a grant to an individual for travel, study, or other similar purposes?

☐ Yes ☒ No

(4) Provide a grant to an organization other than a charitable, etc., organization described in section 509(a)(1), (2), or (3), or section 4940(d)(2)?

☐ Yes ☒ No

(5) Provide for any purpose other than religious, charitable, scientific, literary, or educational purposes, or for the prevention of cruelty to children or animals?

☐ Yes ☒ No**b** If any answer is "Yes" to 5a(1)-(5), did any of the transactions fail to qualify under the exceptions described in Regulations section 53.4945 or in a current notice regarding disaster assistance (see instructions)?

N/A

5b

Organizations relying on a current notice regarding disaster assistance check here

☒**c** If the answer is "Yes" to question 5a(4), does the foundation claim exemption from the tax because it maintained expenditure responsibility for the grant?

N/A

☐ Yes ☐ No

If "Yes," attach the statement required by Regulations section 53.4945-5(d).

6a Did the foundation, during the year, receive any funds, directly or indirectly, to pay premiums on a personal benefit contract?☐ Yes ☒ No**6b****b** Did the foundation, during the year, pay premiums, directly or indirectly, on a personal benefit contract?

If "Yes" to 6b, file Form 8870.

7a At any time during the tax year, was the foundation a party to a prohibited tax shelter transaction?☐ Yes ☒ No**7b****b** If "Yes," did the foundation receive any proceeds or have any net income attributable to the transaction?

N/A

Part VIII Information About Officers, Directors, Trustees, Foundation Managers, Highly Paid Employees, and Contractors**1** List all officers, directors, trustees, foundation managers and their compensation.

(a) Name and address	(b) Title, and average hours per week devoted to position	(c) Compensation (If not paid, enter -0-)	(d) Contributions to employee benefit plans and deferred compensation	(e) Expense account, other allowances
SEE STATEMENT 12		140,000.	16,945.	12,288.

2 Compensation of five highest-paid employees (other than those included on line 1). If none, enter "NONE."

(a) Name and address of each employee paid more than \$50,000	(b) Title, and average hours per week devoted to position	(c) Compensation	(d) Contributions to employee benefit plans and deferred compensation	(e) Expense account, other allowances
SHARMILA THAKKAR - ONE EAST WACKER DRIVE SUITE 2910, CHICAGO, IL	PROGRAM OFFICER	100,000.	9,998.	455.

Total number of other employees paid over \$50,000**2**

Part VIII Information About Officers, Directors, Trustees, Foundation Managers, Highly Paid Employees, and Contractors *(continued)***3** Five highest-paid independent contractors for professional services. If none, enter "NONE."

(a) Name and address of each person paid more than \$50,000	(b) Type of service	(c) Compensation
NONE		

Total number of others receiving over \$50,000 for professional services

0

Part IX-A Summary of Direct Charitable Activities

List the foundation's four largest direct charitable activities during the tax year. Include relevant statistical information such as the number of organizations and other beneficiaries served, conferences convened, research papers produced, etc.

	Expenses
1 N/A	
2	
3	
4	

Part IX-B Summary of Program-Related Investments

Describe the two largest program-related investments made by the foundation during the tax year on lines 1 and 2.

	Amount
1 N/A	
2	
All other program-related investments. See instructions.	
3	
Total. Add lines 1 through 3	0.

Form 990-PF (2013)

Part X**Minimum Investment Return** (All domestic foundations must complete this part. Foreign foundations, see instructions.)

1	Fair market value of assets not used (or held for use) directly in carrying out charitable, etc., purposes:		
a	Average monthly fair market value of securities	1a	24,729,619.
b	Average of monthly cash balances	1b	60,544.
c	Fair market value of all other assets	1c	
d	Total (add lines 1a, b, and c)	1d	24,790,163.
e	Reduction claimed for blockage or other factors reported on lines 1a and 1c (attach detailed explanation)	1e	0.
2	Acquisition indebtedness applicable to line 1 assets	2	0.
3	Subtract line 2 from line 1d	3	24,790,163.
4	Cash deemed held for charitable activities. Enter 1 1/2% of line 3 (for greater amount, see instructions)	4	371,852.
5	Net value of noncharitable-use assets. Subtract line 4 from line 3. Enter here and on Part V, line 4	5	24,418,311.
6	Minimum investment return. Enter 5% of line 5	6	1,220,916.

Part XI**Distributable Amount** (see instructions) (Section 4942(j)(3) and (j)(5) private operating foundations and certain foreign organizations check here ☐ and do not complete this part.)

1	Minimum investment return from Part X, line 6	1	1,220,916.
2a	Tax on investment income for 2013 from Part VI, line 5	2a	21,111.
b	Income tax for 2013. (This does not include the tax from Part VI.)	2b	
c	Add lines 2a and 2b	2c	21,111.
3	Distributable amount before adjustments. Subtract line 2c from line 1	3	1,199,805.
4	Recoveries of amounts treated as qualifying distributions	4	0.
5	Add lines 3 and 4	5	1,199,805.
6	Deduction from distributable amount (see instructions)	6	0.
7	Distributable amount as adjusted. Subtract line 6 from line 5. Enter here and on Part XIII, line 1	7	1,199,805.

Part XII**Qualifying Distributions** (see instructions)

1	Amounts paid (including administrative expenses) to accomplish charitable, etc., purposes:		
a	Expenses, contributions, gifts, etc. - total from Part I, column (d), line 26	1a	1,535,472.
b	Program-related investments - total from Part IX-B	1b	0.
2	Amounts paid to acquire assets used (or held for use) directly in carrying out charitable, etc., purposes	2	
3	Amounts set aside for specific charitable projects that satisfy the:		
a	Suitability test (prior IRS approval required)	3a	
b	Cash distribution test (attach the required schedule)	3b	
4	Qualifying distributions. Add lines 1a through 3b. Enter here and on Part V, line 8, and Part XIII, line 4	4	1,535,472.
5	Foundations that qualify under section 4940(e) for the reduced rate of tax on net investment income. Enter 1% of Part I, line 27b	5	0.
6	Adjusted qualifying distributions. Subtract line 5 from line 4	6	1,535,472.

Note. The amount on line 6 will be used in Part V, column (b), in subsequent years when calculating whether the foundation qualifies for the section 4940(e) reduction of tax in those years.

Part XIII Undistributed Income (see instructions)

	(a) Corpus	(b) Years prior to 2012	(c) 2012	(d) 2013
1 Distributable amount for 2013 from Part XI, line 7				1,199,805.
2 Undistributed income, if any, as of the end of 2013				
a Enter amount for 2012 only			0.	
b Total for prior years.		0.		
3 Excess distributions carryover, if any, to 2013:				
a From 2008	2,100,456.			
b From 2009	1,937,636.			
c From 2010	1,654,162.			
d From 2011	1,645,503.			
e From 2012	472,714.			
f Total of lines 3a through e	7,810,471.			
4 Qualifying distributions for 2013 from Part XII, line 4 ▶ \$	1,535,472.			
a Applied to 2012, but not more than line 2a			0.	
b Applied to undistributed income of prior years (Election required - see instructions)		0.		
c Treated as distributions out of corpus (Election required - see instructions)	0.			
d Applied to 2013 distributable amount				1,199,805.
e Remaining amount distributed out of corpus	335,667.			
5 Excess distributions carryover applied to 2013 (If an amount appears in column (d), the same amount must be shown in column (a))	0.			0.
6 Enter the net total of each column as indicated below:				
a Corpus Add lines 3f, 4c, and 4e Subtract line 5	8,146,138.			
b Prior years' undistributed income. Subtract line 4b from line 2b		0.		
c Enter the amount of prior years' undistributed income for which a notice of deficiency has been issued, or on which the section 4942(a) tax has been previously assessed		0.		
d Subtract line 6c from line 6b. Taxable amount - see instructions		0.		
e Undistributed income for 2012. Subtract line 4a from line 2a. Taxable amount - see instr.			0.	
f Undistributed income for 2013. Subtract lines 4d and 5 from line 1. This amount must be distributed in 2014				0.
7 Amounts treated as distributions out of corpus to satisfy requirements imposed by section 170(b)(1)(F) or 4942(g)(3)	0.			
8 Excess distributions carryover from 2008 not applied on line 5 or line 7	2,100,456.			
9 Excess distributions carryover to 2014. Subtract lines 7 and 8 from line 6a	6,045,682.			
10 Analysis of line 9:				
a Excess from 2009	1,937,636.			
b Excess from 2010	1,654,162.			
c Excess from 2011	1,645,503.			
d Excess from 2012	472,714.			
e Excess from 2013	335,667.			

Part XV. **Supplementary Information** (continued)**3 Grants and Contributions Paid During the Year or Approved for Future Payment**

Recipient Name and address (home or business)	If recipient is an individual, show any relationship to any foundation manager or substantial contributor	Foundation status of recipient	Purpose of grant or contribution	Amount
a Paid during the year				
STATEMENT 13 - SEE ATTACHED LIST	NONE		SEE STATEMENT BELOW	1,100,216.
MATCHING GIFTS GREATER THAN \$1,000	NONE		SEE STATEMENT BELOW	12,600.
MATCHING GIFTS LESS THAN \$1,000	NONE		SEE STATEMENT BELOW	7,858.
EACH OF THE ABOVE LISTED CONTRIBUTIONS WERE MADE FOR THE GENERAL, CHARITABLE, RELIGIOUS OR SCIENTIFIC PURPOSE OF THE DONEE ORGANIZATION SOME OF THE LISTED				
CONTRIBUTIONS WERE FOR SPECIFIC PROGRAMS OF THE DONEE ORGANIZATION.				
Total				▶ 3a 1,120,674.
b Approved for future payment				
STATEMENT 14 - SEE ATTACHED LIST	NONE		SEE STATEMENT BELOW	1,094,917.
EACH OF THE ABOVE LISTED CONTRIBUTIONS WILL BE MADE FOR THE GENERAL, CHARITABLE, RELIGIOUS OR SCIENTIFIC PURPOSE OF THE DONEE ORGANIZATION				
SOME OF THE LISTED CONTRIBUTIONS WILL BE MADE FOR SPECIFIC PROGRAMS OF THE DONEE ORGANIZATION.				
Total				▶ 3b 1,094,917.

Part XVII Information Regarding Transfers To and Transactions and Relationships With Noncharitable Exempt Organizations

- | | | Yes | No |
|---|--|-------|----|
| 1 | Did the organization directly or indirectly engage in any of the following with any other organization described in section 501(c) of the Code (other than section 501(c)(3) organizations) or in section 527, relating to political organizations? | | |
| a | Transfers from the reporting foundation to a noncharitable exempt organization of: | | |
| | (1) Cash | 1a(1) | X |
| | (2) Other assets | 1a(2) | X |
| b | Other transactions: | | |
| | (1) Sales of assets to a noncharitable exempt organization | 1b(1) | X |
| | (2) Purchases of assets from a noncharitable exempt organization | 1b(2) | X |
| | (3) Rental of facilities, equipment, or other assets | 1b(3) | X |
| | (4) Reimbursement arrangements | 1b(4) | X |
| | (5) Loans or loan guarantees | 1b(5) | X |
| | (6) Performance of services or membership or fundraising solicitations | 1b(6) | X |
| c | Sharing of facilities, equipment, mailing lists, other assets, or paid employees | 1c | X |
| d | If the answer to any of the above is "Yes," complete the following schedule. Column (b) should always show the fair market value of the goods, other assets, or services given by the reporting foundation. If the foundation received less than fair market value in any transaction or sharing arrangement, show in column (d) the value of the goods, other assets, or services received. | | |



[illegible]

- 2a** Is the foundation directly or indirectly affiliated with, or related to, one or more tax-exempt organizations described in section 501(c) of the Code (other than section 501(c)(3)) or in section 527? ☐ Yes ☒ No
- b** If "Yes," complete the following schedule.

(a) Name of organization	(b) Type of organization	(c) Description of relationship
N/A		

**Sign
Here**

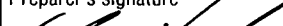
Under penalties of perjury, I declare that I have examined this return, including accompanying schedules and statements, and to the best of my knowledge and belief, it is true, correct, and complete. Declaration of preparer (other than taxpayer) is based on all information of which preparer has any knowledge.

 7/1/2014 
Signature of officer or trustee Date Title

May the IRS discuss this return with the preparer shown below (see instr)?

☒ Yes ☐ No

**Paid
Preparer
Use Only**

Print/Type preparer's name ALAN H. SPIGELMAN	Preparer's signature 	Date 6/9/14	Check <input type="checkbox"/> if self-employed	PTIN P00285746
Firm's name ▶ MCGLADREY LLP			Firm's EIN ▶ 42-0714325	
Firm's address ▶ 1 S.WACKER DRIVE, STE 800 CHICAGO, IL 60606			Phone no. 312-634-3400	

FORM 990-PF DIVIDENDS AND INTEREST FROM SECURITIES STATEMENT 1

SOURCE	GROSS AMOUNT	CAPITAL GAINS DIVIDENDS	(A) REVENUE PER BOOKS	(B) NET INVEST- MENT INCOME	(C) ADJUSTED NET INCOME
ALPHAHEDGE INVESTMENTS	9,179.	0.	9,179.	9,179.	
BOYD WATTERSON CAMBIAR INVESTMENTS	87,255.	0.	87,255.	87,255.	
EMERGING MARKETS FUND	31,605.	0.	31,605.	31,605.	
HIGH YIELD BOND FUND	759.	0.	759.	759.	
MISCELLANEOUS DIVIDEND	55,537.	0.	55,537.	55,537.	
MISCELLANEOUS INTEREST INCOME	1,004.	0.	1,004.	1,004.	
MORGAN DEMPSEY NORTHERN TRUST	100.	0.	100.	100.	
PACIFIC INCOME RIVERBRIDGE SMALL CAP GROWTH	11,913.	0.	11,913.	11,913.	
SCHAFER CULLEN SCHWAB MISC CASH	7.	0.	7.	7.	
TIRSCHWELL & LOEWY WENTWORTH HAUSER & VIOLICH	12,211.	0.	12,211.	12,211.	
	4,128.	0.	4,128.	4,128.	
	134,366.	0.	134,366.	134,366.	
	79.	0.	79.	79.	
	64,720.	0.	64,720.	64,720.	
	17,240.	0.	17,240.	17,240.	
TO PART I, LINE 4	430,103.	0.	430,103.	430,103.	

FORM 990-PF LEGAL FEES STATEMENT 2

DESCRIPTION	(A) EXPENSES PER BOOKS	(B) NET INVEST- MENT INCOME	(C) ADJUSTED NET INCOME	(D) CHARITABLE PURPOSES
LEGAL FEES	16,768.	4,192.		12,576.
TO FM 990-PF, PG 1, LN 16A	16,768.	4,192.		12,576.

FORM 990-PF	ACCOUNTING FEES	STATEMENT	3
-------------	-----------------	-----------	---

DESCRIPTION	(A) EXPENSES PER BOOKS	(B) NET INVEST- MENT INCOME	(C) ADJUSTED NET INCOME	(D) CHARITABLE PURPOSES
ACCOUNTING FEES	37,540.	28,155.		9,385.
TO FORM 990-PF, PG 1, LN 16B	37,540.	28,155.		9,385.

FORM 990-PF	OTHER PROFESSIONAL FEES	STATEMENT	4
-------------	-------------------------	-----------	---

DESCRIPTION	(A) EXPENSES PER BOOKS	(B) NET INVEST- MENT INCOME	(C) ADJUSTED NET INCOME	(D) CHARITABLE PURPOSES
CONSULTANT FEES	8,500.	2,125.		6,375.
INVESTMENT MANAGEMENT FEES	173,499.	173,499.		0.
TO FORM 990-PF, PG 1, LN 16C	181,999.	175,624.		6,375.

FORM 990-PF	TAXES	STATEMENT	5
-------------	-------	-----------	---

DESCRIPTION	(A) EXPENSES PER BOOKS	(B) NET INVEST- MENT INCOME	(C) ADJUSTED NET INCOME	(D) CHARITABLE PURPOSES
EXCISE TAX	21,000.	0.		0.
FOREIGN TAXES	7,887.	7,887.		0.
MISCELLANEOUS TAX	15.	0.		15.
PAYROLL TAX	19,573.	4,893.		14,680.
TO FORM 990-PF, PG 1, LN 18	48,475.	12,780.		14,695.

FORM 990-PF	OTHER EXPENSES	STATEMENT	6
-------------	----------------	-----------	---

DESCRIPTION	(A) EXPENSES PER BOOKS	(B) NET INVEST- MENT INCOME	(C) ADJUSTED NET INCOME	(D) CHARITABLE PURPOSES
DUES AND SUBSCRIPTIONS	4,153.	1,038.		3,115.
INSURANCE	22,125.	5,531.		16,594.
MISC OFFICE EXPENSES	14,279.	3,569.		10,710.
REPAIRS AND MAINTENANCE	27,280.	6,820.		20,460.
TO FORM 990-PF, PG 1, LN 23	67,837.	16,958.		50,879.

FORM 990-PF	U.S. AND STATE/CITY GOVERNMENT OBLIGATIONS	STATEMENT	7
-------------	--	-----------	---

DESCRIPTION	U.S. GOV'T	OTHER GOV'T	BOOK VALUE	FAIR MARKET VALUE
BOYD WATTERSON - SEE ATTACHED	x		501,425.	491,396.
BOYD WATTERSON - SEE ATTACHED	x		610,769.	600,810.
PACIFIC INCOME MARKET	x		0.	0.
PACIFIC INCOME MARKET	x		0.	0.
TOTAL U.S. GOVERNMENT OBLIGATIONS			1,112,194.	1,092,206.
TOTAL STATE AND MUNICIPAL GOVERNMENT OBLIGATIONS				
TOTAL TO FORM 990-PF, PART II, LINE 10A			1,112,194.	1,092,206.

FORM 990-PF	CORPORATE STOCK	STATEMENT	8
-------------	-----------------	-----------	---

DESCRIPTION	BOOK VALUE	FAIR MARKET VALUE
ALPHAHEDGE - SEE ATTACHED	857,269.	1,075,060.
CAMBIAR INVESTMENTS - SEE ATTACHED	1,082,982.	1,277,071.
EMERGING MARKETS FUND - SEE ATTACHED	702,446.	792,154.
MORGAN DEMPSEY - SEE ATTACHED	527,336.	736,188.
NEUBERGER - SEE ATTACHED	1,650,000.	1,752,095.
PAR FUND SPV	515,020.	213,184.
PAR OFFSHORE	1,684,980.	2,275,563.
RIVERBRIDGE SMALL CAP GROWTH - SEE ATTACHED	693,266.	700,654.
SCHAFER CULLEN - SEE ATTACHED	2,907,127.	4,004,509.
TIRSCHWELL & LOEWY - SEE ATTACHED	2,581,869.	6,517,384.
WENTWORTH, HAUSER & VIOLICH - SEE ATTACHED	1,454,095.	1,633,416.
TOTAL TO FORM 990-PF, PART II, LINE 10B	14,656,390.	20,977,278.

FORM 990-PF

CORPORATE BONDS

STATEMENT 9

DESCRIPTION	BOOK VALUE	FAIR MARKET VALUE
BOYD WATTERSON - SEE ATTACHED	1,002,129.	999,161.
HIGH YIELD BOND FUND - SEE ATTACHED	800,000.	834,269.
PACIFIC INCOME MARKET	0.	0.
TOTAL TO FORM 990-PF, PART II, LINE 10C	1,802,129.	1,833,430.

FORM 990-PF

DEPRECIATION OF ASSETS NOT HELD FOR INVESTMENT

STATEMENT 10

DESCRIPTION	COST OR OTHER BASIS	ACCUMULATED DEPRECIATION	BOOK VALUE
CHAIR	799.	799.	0.
SOFTWARE	1,260.	1,260.	0.
OFFICE FURNITURE	16,341.	16,339.	2.
TELEPHONE EQUIP	699.	699.	0.
REFRIG & MICROWAVE	276.	273.	3.
OFFICE EQUIPMENT	5,785.	5,785.	0.
OFFICE FURNITURE	10,145.	10,145.	0.
FURNITURE & FIXT	6,475.	6,475.	0.
FURNITURE & FIXT	1,895.	1,895.	0.
COMPUTER SOFTWARE	1,503.	1,503.	0.
COMPUTER SOFTWARE	1,830.	1,830.	0.
COMPUTER & EQUIP	7,110.	7,110.	0.
COMPUTER & EQUIP	5,500.	5,500.	0.
COMPUTER SOFTWARE	2,000.	2,000.	0.
FURNITURE & FIXT	3,008.	2,436.	572.
FURNITURE & FIXT	3,008.	2,401.	607.
FURNITURE & FIXT	3,143.	2,470.	673.
FURNITURE & FIXT	10,134.	7,481.	2,653.
COMPUTER & EQUIP	1,164.	1,126.	38.
COMPUTER & EQUIP	312.	274.	38.
COMPUTER & EQUIP	6,699.	4,020.	2,679.
COMPUTER & EQUIP	6,000.	2,300.	3,700.
COMPUTER & EQUIP	3,473.	984.	2,489.
COMPUTER & EQUIP	903.	105.	798.
TOTAL TO FM 990-PF, PART II, LN 14	99,462.	85,210.	14,252.

FEIN 36-3100492
AlphaHedge
The Siragusa Foundation
December 31, 2013

Summary of Account Holdings

Issue Name	Shares	Cost	Market Value
ALCOA INC COM	2,282	21,726	24,258
AMERICAN AIRLS GROUP INC COM	358	9,262	9,040
ADVISORY BRD CO COM	127	6,231	8,086
AMERICAN EAGLE OUTFITTERS INC NEW COM	(290)	(4,176)	(4,176)
AMERICAN EAGLE OUTFITTERS INC NEW COM	(142)	(2,006)	(2,045)
AMTRUST FINL SVCS INC COM	(38)	(1,178)	(1,242)
AMTRUST FINL SVCS INC COM	(53)	(1,687)	(1,726)
AMTRUST FINL SVCS INC COM	(0)	(7)	(7)
AMTRUST FINL SVCS INC COM	(10)	(366)	(327)
AMTRUST FINL SVCS INC COM	(12)	(436)	(392)
AMTRUST FINL SVCS INC COM	(14)	(495)	(458)
AMTRUST FINL SVCS INC COM	(25)	(878)	(817)
AMTRUST FINL SVCS INC COM	(3)	(105)	(98)
AMTRUST FINL SVCS INC COM	(6)	(208)	(196)
AMTRUST FINL SVCS INC COM	(29)	(1,073)	(948)
AMTRUST FINL SVCS INC COM	(19)	(672)	(621)
AMTRUST FINL SVCS INC COM	(57)	(1,891)	(1,863)
AMTRUST FINL SVCS INC COM	(14)	(458)	(458)
AIFUL CORP ISIN#JP3105040004	(300)	(1,380)	(1,257)
AIFUL CORP ISIN#JP3105040004	(223)	(1,092)	(934)
AIFUL CORP ISIN#JP3105040004	(80)	(366)	(335)
AMERICAN INTL GROUP INC COM NEW	560	25,213	28,588
AUTOLIV INC COM	68	5,726	6,242
ALEXION PHARMACEUTICALS INC	66	8,470	8,770
AFFILIATED MANAGERS GROUP INC COM	40	6,201	8,675
AMGEN INC COM	46	4,916	5,248
AMYRIS INC COM	(133)	(362)	(704)
AMYRIS INC COM	(83)	(461)	(439)
AMERICAN SUPERCONDUCTOR CORP	(336)	(835)	(551)
AMERICAN TOWER REIT COM	(53)	(4,115)	(4,230)
ABERCROMBIE & FITCH CO CL A	(123)	(4,165)	(4,048)
ABERCROMBIE & FITCH CO CL A	(93)	(3,123)	(3,061)

continued on next page

FEIN 36-3100492
AlphaHedge
The Siragusa Foundation
December 31, 2013

Summary of Account Holdings

Issue Name	Shares	Cost	Market Value
ANGIES LIST INC COM	(17)	(341)	(258)
ANGIES LIST INC COM	(21)	(418)	(318)
ANGIES LIST INC COM	(64)	(1,312)	(970)
ANGIES LIST INC COM	(6)	(122)	(91)
ANGIES LIST INC COM	(57)	(1,015)	(864)
ANGIES LIST INC COM	(72)	(1,085)	(1,091)
ANGIES LIST INC COM	(27)	(408)	(409)
ANGIES LIST INC COM	(36)	(548)	(545)
ANGIES LIST INC COM	(8)	(119)	(121)
ANGIES LIST INC COM	(17)	(217)	(258)
ANGIES LIST INC COM	(33)	(465)	(500)
ANSYS INC COM	7	524	610
APOLLO GLOBAL MGMT LLC CL A SHS	628	18,531	19,851
ARENA PHARMACEUTICALS INC COM	(188)	(1,090)	(1,100)
ARUBA NETWORKS INC COM	(112)	(2,080)	(2,005)
ARUBA NETWORKS INC COM	(78)	(1,385)	(1,396)
ASCENT CAP GROUP INC COM SER A	27	2,270	2,310
ASHLAND INC NEW COM	58	5,261	5,628
ASCENA RETAIL GROUP INC COM	550	9,602	11,638
ALTSOURCE PORTFOLIO SOLUTIONS SA COM	48	4,821	7,614
ATTUNITY LTD SHS NEW	760	5,958	7,874
AVALONBAY CMNTYS INC COM	(49)	(6,583)	(5,793)
AVALONBAY CMNTYS INC COM	(31)	(4,006)	(3,665)
AVALONBAY CMNTYS INC COM	(3)	(374)	(355)
HOMEAWAY INC COM	139	4,111	5,682
ACUITY BRANDS INC COM	3	220	328
ASTRAZENECA PLC SPONSORED ADR	342	16,618	20,305
BANK AMER CORP COM	392	5,723	6,103
BLACKBERRY LTD COM	(250)	(1,387)	(1,863)
BEST BUY INC COM	110	2,338	4,387
BRIGHTCOVE INC COM	(45)	(677)	(636)
BRIGHTCOVE INC COM	(46)	(712)	(650)
BRIGHTCOVE INC COM	(27)	(379)	(382)
BRIGHTCOVE INC COM	(31)	(416)	(438)
BRIGHTCOVE INC COM	(61)	(836)	(863)
BLUE CALYPSO INC COM NEW	16,459	2,735	2,337
BOULDER BRANDS INC COM	(196)	(3,246)	(3,109)

continued on next page

FEIN 36-3100492
AlphaHedge
The Siragusa Foundation
December 31, 2013

Summary of Account Holdings

Issue Name	Shares	Cost	Market Value
BOULDER BRANDS INC COM	(13)	(203)	(206)
BOULDER BRANDS INC COM	(18)	(288)	(285)
BOULDER BRANDS INC COM	(25)	(406)	(397)
BOULDER BRANDS INC COM	(8)	(111)	(127)
BLACK DIAMOND INC COM	354	3,581	4,719
BEAM INC COM	(58)	(3,686)	(3,947)
BEACON ROOFING SUPPLY INC COM	(22)	(797)	(886)
BEACON ROOFING SUPPLY INC COM	(9)	(321)	(363)
BRIGGS & STRATTON CORP COM	(96)	(1,918)	(2,089)
BRIGGS & STRATTON CORP COM	(12)	(240)	(261)
BRIGGS & STRATTON CORP COM	(49)	(927)	(1,066)
BRIGGS & STRATTON CORP COM	(24)	(456)	(522)
BRIGGS & STRATTON CORP COM	(17)	(311)	(370)
BRIGGS & STRATTON CORP COM	(16)	(320)	(348)
BIG LOTS INC COM	(8)	(306)	(258)
BIG LOTS INC COM	(13)	(404)	(420)
BIG LOTS INC COM	(17)	(529)	(549)
BJ'S RESTAURANTS INC COM	73	2,578	2,267
BJ'S RESTAURANTS INC COM	12	427	373
BJ'S RESTAURANTS INC COM	3	106	93
BANK MUT CORP NEW COM	149	995	1,044
BANK MUT CORP NEW COM	105	710	736
BANK MUT CORP NEW COM	119	823	834
BANK MUT CORP NEW COM	160	1,089	1,122
BANK MUT CORP NEW COM	63	435	442
BARNES & NOBLE INC COM	(53)	(964)	(792)
BARNES & NOBLE INC COM	(27)	(397)	(404)
BARNES & NOBLE INC COM	(53)	(726)	(792)
BARNES & NOBLE INC COM	(24)	(318)	(359)
BARNES & NOBLE INC COM	(21)	(300)	(314)
BARNES & NOBLE INC COM	(32)	(461)	(478)
BARNES & NOBLE INC COM	(13)	(205)	(194)
BSB BANCORP INC MD COM	251	3,646	3,788
BIOMARIN PHARMACEUTICAL INC COM	117	7,403	8,231
BOFI HLDG INC COM	143	5,757	11,215
BEAZER HOMES USA INC COM NEW	(225)	(5,022)	(5,495)
CITIGROUP INC COM NEW	91	4,758	4,742

continued on next page

FEIN 36-3100492
AlphaHedge
The Siragusa Foundation
December 31, 2013

Summary of Account Holdings

Issue Name	Shares	Cost	Market Value
CATERPILLAR INC COM	(13)	(1,111)	(1,181)
CATERPILLAR INC COM	(19)	(1,581)	(1,725)
CATERPILLAR INC COM	(57)	(4,679)	(5,176)
CATERPILLAR INC COM	(5)	(419)	(454)
CATERPILLAR INC COM	(11)	(921)	(999)
CATERPILLAR INC COM	(9)	(754)	(817)
CAPITAL BK FINL CORP CL A COM	667	12,364	15,174
CBS CORP CL B COM	106	5,673	6,756
CHEMED CORP NEW COM	(33)	(2,362)	(2,528)
CHEMED CORP NEW COM	(6)	(406)	(460)
CHEMED CORP NEW COM	(70)	(4,959)	(5,363)
CHEMED CORP NEW COM	(6)	(399)	(460)
CHARTER FINL CORP MD COM	669	7,225	7,205
CHESAPEAKE ENERGY CORP	717	17,936	19,459
CHECK POINT SOFTWARE TECHNOLOGIES LTD SHS	84	5,131	5,420
CHICOS FAS INC COM	527	8,949	9,929
CHARTER COMMUNICATIONS INC DEL CL A NEW	128	16,065	17,505
CHUYS HLDGS INC COM	88	3,308	3,170
CIENA CORP COM NEW	295	7,012	7,059
CINCINNATI FINL CORP COM	107	5,221	5,604
CIT GROUP INC NEW COM NEW	199	8,732	10,374
COLGATE PALMOLIVE CO COM	90	5,498	5,869
CORE LABORATORIES NV	45	6,520	8,593
CELLEX THERAPEUTICS INC NEW COM	348	9,530	8,425
CLIFFS NAT RES INC COM	(120)	(2,628)	(3,145)
CLIFFS NAT RES INC COM	(72)	(1,514)	(1,887)
CLIFFS NAT RES INC COM	(1)	(24)	(26)
CLIFFS NAT RES INC COM	(18)	(466)	(472)
CLIFFS NAT RES INC COM	(17)	(415)	(446)
CALAMOS ASSET MGMT INC CL A	(33)	(369)	(391)
CALAMOS ASSET MGMT INC CL A	(187)	(1,980)	(2,214)
CALAMOS ASSET MGMT INC CL A	(131)	(1,361)	(1,551)
CALAMOS ASSET MGMT INC CL A	(131)	(1,366)	(1,551)
CALAMOS ASSET MGMT INC CL A	(37)	(360)	(438)
CALAMOS ASSET MGMT INC CL A	(226)	(2,222)	(2,676)
CALAMOS ASSET MGMT INC CL A	(35)	(400)	(414)
CUMMINS INC	38	5,247	5,357

continued on next page

FEIN 36-3100492
AlphaHedge
The Siragusa Foundation
December 31, 2013

Summary of Account Holdings

Issue Name	Shares	Cost	Market Value
CMS ENERGY CORP	(158)	(4,157)	(4,230)
CONCUR TECHNOLOGIES INC COM	27	2,282	2,786
COHEN & STEERS INC COM	(135)	(5,300)	(5,408)
COMVERSE INC COM	582	17,146	22,582
CRAY INC COM NEW	(24)	(578)	(659)
CRAY INC COM NEW	(15)	(345)	(412)
CRAY INC COM NEW	(13)	(308)	(357)
CRAY INC COM NEW	(14)	(323)	(384)
CRAY INC COM NEW	(17)	(395)	(467)
CRAY INC COM NEW	(16)	(374)	(439)
CRAY INC COM NEW	(18)	(397)	(494)
CRAY INC COM NEW	(22)	(503)	(604)
SALESFORCE.COM INC COM STOCK	(47)	(1,981)	(2,594)
SALESFORCE.COM INC COM STOCK	(39)	(1,502)	(2,152)
CINTAS CORP	102	5,013	6,078
CONVERGYS CORP COM	264	5,092	5,557
CVS CAREMARK CORP	88	5,280	6,298
CRIMSON WINE GROUP LTD COM	535	4,577	4,729
DELTA AIRLINES INC COM NEW	696	14,244	19,119
TABLEAU SOFTWARE INC CL A	13	624	896
DECKERS OUTDOOR CORP COM	306	18,843	25,845
DEAN FOODS CO NEW COM NEW	998	18,149	17,156
QUEST DIAGNOSTICS INC COM	(7)	(418)	(375)
QUEST DIAGNOSTICS INC COM	(30)	(1,744)	(1,606)
QUEST DIAGNOSTICS INC COM	(6)	(348)	(321)
D R HORTON INC	384	7,880	8,571
DEMAND MEDIA INC COM	779	4,112	4,495
DUNKIN BRANDS GROUP INC COM	(85)	(3,443)	(4,097)
DOMINOS PIZZA INC COM	(63)	(4,278)	(4,388)
DRIL-QUIP INC COM	139	13,055	15,280
DTS INC COM	(127)	(2,907)	(3,037)
DTS INC COM	(42)	(958)	(1,004)
DTS INC COM	(43)	(974)	(1,028)
DTS INC COM	(23)	(460)	(550)
DTS INC COM	(53)	(1,070)	(1,267)
DTS INC COM	(24)	(512)	(574)
DTS INC COM	(31)	(663)	(741)

continued on next page

FEIN 36-3100492
AlphaHedge
The Siragusa Foundation
December 31, 2013

Summary of Account Holdings

Issue Name	Shares	Cost	Market Value
DTS INC COM	(52)	(1,104)	(1,243)
DTS INC COM	(53)	(1,085)	(1,267)
DTS INC COM	(33)	(688)	(789)
DTS INC COM	(6)	(124)	(143)
DTS INC COM	(5)	(104)	(120)
DTS INC COM	(25)	(489)	(598)
DTS INC COM	(26)	(510)	(622)
DTS INC COM	(30)	(706)	(717)
DATAWATCH CORP COM NEW	(32)	(907)	(1,088)
DATAWATCH CORP COM NEW	(24)	(681)	(816)
DATAWATCH CORP COM NEW	(11)	(316)	(374)
DATAWATCH CORP COM NEW	(7)	(206)	(238)
BRINKER INTL INC COM	(62)	(2,453)	(2,873)
BRINKER INTL INC COM	(3)	(119)	(139)
BRINKER INTL INC COM	(1)	(40)	(46)
BRINKER INTL INC COM	(7)	(275)	(324)
BRINKER INTL INC COM	(12)	(476)	(556)
BRINKER INTL INC COM	(10)	(401)	(463)
BRINKER INTL INC COM	(32)	(1,284)	(1,483)
EBAY INC COM	414	21,995	22,714
ENNIS INC COM	(66)	(1,176)	(1,168)
ENNIS INC COM	(62)	(1,127)	(1,097)
ENNIS INC COM	(16)	(288)	(283)
ENNIS INC COM	(16)	(285)	(283)
ENNIS INC COM	(12)	(217)	(212)
ENNIS INC COM	(18)	(326)	(319)
ENNIS INC COM	(25)	(445)	(443)
ENNIS INC COM	(15)	(270)	(266)
EBIX INC COM NEW	(100)	(1,899)	(1,471)
EBIX INC COM NEW	(29)	(290)	(427)
ECHO GLOBAL LOGISTICS INC COM	234	4,225	5,026
ENERNOC INC COM	(84)	(1,422)	(1,446)
ENERNOC INC COM	(34)	(580)	(585)
ENPHASE ENERGY INC COM	(91)	(585)	(577)
ENPHASE ENERGY INC COM	(62)	(397)	(393)
ENPHASE ENERGY INC COM	(114)	(872)	(723)
ENPHASE ENERGY INC COM	(37)	(292)	(235)

continued on next page

FEIN 36-3100492
AlphaHedge
The Siragusa Foundation
December 31, 2013

Summary of Account Holdings

Issue Name	Shares	Cost	Market Value
ENPHASE ENERGY INC COM	(38)	(295)	(241)
ENPHASE ENERGY INC COM	(175)	(1,188)	(1,110)
ENPHASE ENERGY INC COM	(35)	(200)	(222)
ENVESTNET INC COM	284	5,554	11,445
ENERGY RECOVERY INC COM	(207)	(1,017)	(1,149)
ENERGY RECOVERY INC COM	(106)	(673)	(588)
ENERGY RECOVERY INC COM	(107)	(620)	(594)
ENERGY RECOVERY INC COM	(67)	(332)	(372)
ENERGY RECOVERY INC COM	(52)	(250)	(289)
EATON CORP PLC SHS	68	5,173	5,176
EDWARDS LIFESCIENCES CORP COM	(47)	(2,937)	(3,091)
EDWARDS LIFESCIENCES CORP COM	(24)	(1,480)	(1,578)
EXAMWORKS GROUP INC COM	287	5,120	8,573
EXTREME NETWORKS INC COM	1,293	6,568	9,025
EZCHIP SEMICONDUCTOR LIMITED ORD SHS	(46)	(1,370)	(1,132)
EZCHIP SEMICONDUCTOR LIMITED ORD SHS	(14)	(396)	(345)
EZCHIP SEMICONDUCTOR LIMITED ORD SHS	(31)	(724)	(763)
EZCHIP SEMICONDUCTOR LIMITED ORD SHS	(8)	(198)	(197)
EZCHIP SEMICONDUCTOR LIMITED ORD SHS	(8)	(211)	(197)
EZCHIP SEMICONDUCTOR LIMITED ORD SHS	(28)	(725)	(689)
EZCHIP SEMICONDUCTOR LIMITED ORD SHS	(24)	(561)	(591)
EZCHIP SEMICONDUCTOR LIMITED ORD SHS	(12)	(283)	(295)
EZCHIP SEMICONDUCTOR LIMITED ORD SHS	(7)	(169)	(172)
EZCHIP SEMICONDUCTOR LIMITED ORD SHS	(14)	(330)	(345)
FORD MOTOR CO DEL COM PAR	346	5,889	5,339
FARO TECHNOLOGIES INC COM	91	3,136	5,305
FACEBOOK INC CL A	174	9,151	9,509
FACTSET RESEARCH SYSTEMS INC	(45)	(4,364)	(4,886)
FACTSET RESEARCH SYSTEMS INC	(2)	(219)	(217)
FIRST FINL BANKSHARES INC COM	(116)	(6,360)	(7,669)
FIRST FINL BANKSHARES INC COM	(4)	(247)	(264)
FOOT LOCKER INC COM	170	5,532	7,045
FLEETMATICS GROUP PLC COM	120	3,393	5,190
TWENTY-FIRST CENTY FOX INC CL A	704	24,170	24,760
FRANCESCAS HLDGS CORP COM	331	9,424	6,090
FREDS INC CL A	(448)	(6,442)	(8,279)
FIRST SOLAR INC COM	(1)	(46)	(55)

continued on next page

FEIN 36-3100492
AlphaHedge
The Siragusa Foundation
December 31, 2013

Summary of Account Holdings

Issue Name	Shares	Cost	Market Value
FIRST SOLAR INC COM	(38)	(1,499)	(2,076)
FIRST SOLAR INC COM	(21)	(808)	(1,147)
FIRST SOLAR INC COM	(20)	(737)	(1,093)
FIRST SOLAR INC COM	(16)	(627)	(874)
FIRST SERVICE CORP (VTG)	88	2,961	3,788
FMC TECHNOLOGIES INC COM	90	4,937	4,699
ROCKET FUEL INC COM	(17)	(740)	(1,045)
FOX CHASE BANCORP INC NEW COM	408	6,860	7,047
FXCM INC COM CL A	137	1,884	2,444
GEOSPACE TECHNOLOGIES CORP COM	86	6,905	8,139
GRACO INC	59	3,568	4,609
GREENHILL & CO INC COM	(89)	(4,372)	(5,157)
GREENHILL & CO INC COM	(10)	(473)	(579)
GREENHILL & CO INC COM	(24)	(1,328)	(1,391)
GILEAD SCIENCES INC	107	6,313	8,036
GIGAMON INC COM	(38)	(1,368)	(1,067)
GIGAMON INC COM	(6)	(202)	(168)
GIGAMON INC COM	(10)	(394)	(281)
GIGAMON INC COM	(30)	(960)	(842)
GIGAMON INC COM	(38)	(1,085)	(1,067)
GIGAMON INC COM	(11)	(305)	(309)
GIGAMON INC COM	(16)	(455)	(449)
GREENLIGHT CAPITAL RE LTD CL A	476	12,316	16,046
GENERAL MTRS CO COM	743	25,964	30,366
GREEN MTN COFFEE ROASTERS INC COM	(102)	(6,396)	(7,705)
GREEN MTN COFFEE ROASTERS INC COM	(8)	(497)	(604)
GREEN MTN COFFEE ROASTERS INC COM	(5)	(303)	(378)
GREEN MTN COFFEE ROASTERS INC COM	(12)	(736)	(906)
GAMESTOP CORP NEW CLASS A	(37)	(1,817)	(1,823)
GAMESTOP CORP NEW CLASS A	(13)	(742)	(640)
GAMESTOP CORP NEW CLASS A	(6)	(293)	(296)
GAMESTOP CORP NEW CLASS A	(15)	(689)	(739)
GAMESTOP CORP NEW CLASS A	(6)	(273)	(296)
GLOBUS MED INC CL A NEW	(70)	(1,213)	(1,413)
GENTEX CORP COM	204	5,011	6,728
GENWORTH FINL INC COM CL A	811	10,575	12,595
GOLDMAN SACHS GROUP INC COM	32	5,252	5,672

continued on next page

FEIN 36-3100492
AlphaHedge
The Siragusa Foundation
December 31, 2013

Summary of Account Holdings

Issue Name	Shares	Cost	Market Value
HALLIBURTON CO COM	119	5,581	6,039
HAMPDEN BANCORP INC COM	776	12,445	12,734
HCC INS HLDGS INC COM	109	4,849	5,029
HEALTHCARE SVCS GROUP INC COM	(398)	(8,949)	(11,291)
H & E EQUIP SVCS INC COM	117	2,388	3,467
HESS CORP COM	199	13,434	16,517
HOWARD HUGHES CORP COM	107	11,426	12,851
HITTITE MICROWAVE CORP COM	55	3,096	3,395
HOME CAP GROUP INC CL B SUB VTG	(37)	(1,905)	(2,819)
HOME CAP GROUP INC CL B SUB VTG	(27)	(1,376)	(2,057)
HOME CAP GROUP INC CL B SUB VTG	(36)	(1,834)	(2,743)
HARLEY DAVIDSON INC COM	85	5,730	5,885
HOST HOTELS & RESORTS INC	(160)	(2,970)	(3,110)
HOST HOTELS & RESORTS INC	(116)	(1,969)	(2,255)
HOST HOTELS & RESORTS INC	(156)	(2,655)	(3,033)
HOST HOTELS & RESORTS INC	(5)	(91)	(97)
HOST HOTELS & RESORTS INC	(6)	(109)	(117)
HOST HOTELS & RESORTS INC	(6)	(109)	(117)
HOST HOTELS & RESORTS INC	(27)	(486)	(525)
HOST HOTELS & RESORTS INC	(4)	(72)	(78)
HOST HOTELS & RESORTS INC	(12)	(219)	(233)
HOST HOTELS & RESORTS INC	(6)	(109)	(117)
HOST HOTELS & RESORTS INC	(2)	(36)	(39)
HOST HOTELS & RESORTS INC	(8)	(142)	(156)
HOST HOTELS & RESORTS INC	(1)	(18)	(19)
HOST HOTELS & RESORTS INC	(25)	(429)	(486)
HOST HOTELS & RESORTS INC	(26)	(444)	(505)
HOST HOTELS & RESORTS INC	(53)	(958)	(1,030)
HERITAGE COMM CORP COM	1,247	8,592	10,275
HILLTOP HLDGS INC COM	444	7,264	10,270
HERTZ GLOBAL HLDGS INC COM	950	23,640	27,189
HURON CONSULTING GROUP INC COM	95	3,947	5,954
HEALTHWAYS INC COM	(43)	(777)	(660)
HEALTHWAYS INC COM	(39)	(630)	(599)
HEALTHWAYS INC COM	(37)	(385)	(568)
HEALTHWAYS INC COM	(24)	(293)	(368)
HEALTHWAYS INC COM	(37)	(462)	(568)

continued on next page

FEIN 36-3100492
AlphaHedge
The Siragusa Foundation
December 31, 2013

Summary of Account Holdings

Issue Name	Shares	Cost	Market Value
HEALTHWAYS INC COM	(18)	(237)	(276)
INTERNATIONAL BUSINESS MACHS CORP COM	(31)	(5,527)	(5,815)
INTERNATIONAL BUSINESS MACHS CORP COM	(6)	(1,071)	(1,125)
INTERNATIONAL BUSINESS MACHS CORP COM	(1)	(177)	(188)
INTERNATIONAL BUSINESS MACHS CORP COM	(8)	(1,424)	(1,501)
INTERDIGITAL INC PA FOR FUTURE ISSUES SEE 458660 COM	88	3,548	2,595
IHS INC COM CL A	97	9,663	11,611
INFORMATICA CORP	128	4,964	5,312
INFINERA CORP COM	(145)	(1,334)	(1,418)
INFINERA CORP COM	(111)	(1,017)	(1,086)
INFINERA CORP COM	(90)	(859)	(880)
INFINERA CORP COM	(35)	(342)	(342)
INVENSENSE INC COM	63	1,092	1,309
INNERWORKINGS INC COM	(42)	(436)	(327)
INNERWORKINGS INC COM	(107)	(1,091)	(834)
INNERWORKINGS INC COM	(37)	(371)	(288)
INNERWORKINGS INC COM	(21)	(207)	(164)
INNERWORKINGS INC COM	(26)	(250)	(203)
INNERWORKINGS INC COM	(34)	(319)	(265)
INNERWORKINGS INC COM	(47)	(461)	(366)
IPG PHOTONICS CORP COM	(2)	(144)	(155)
INGERSOLL RAND PLC SHS	65	3,201	4,004
IROBOT CORP COM	(68)	(2,012)	(2,364)
IROBOT CORP COM	(14)	(524)	(487)
IROBOT CORP COM	(14)	(514)	(487)
IROBOT CORP COM	(19)	(675)	(661)
IROBOT CORP COM	(18)	(616)	(626)
INTL RECTIFIER CORP DEL	233	5,776	6,074
INTUITIVE SURGICAL INC COM NEW	(13)	(5,095)	(4,993)
INTUITIVE SURGICAL INC COM NEW	(10)	(3,866)	(3,841)
INTUITIVE SURGICAL INC COM NEW	(8)	(3,065)	(3,073)
INTUITIVE SURGICAL INC COM NEW	(1)	(364)	(384)
INTUITIVE SURGICAL INC COM NEW	(1)	(367)	(384)
INTUITIVE SURGICAL INC COM NEW	(1)	(375)	(384)
IMAGEWARE SYS INC COM	(152)	(350)	(293)
IMAGEWARE SYS INC COM	(346)	(754)	(668)
IMAGEWARE SYS INC COM	(184)	(296)	(355)

continued on next page

FEIN 36-3100492
AlphaHedge
The Siragusa Foundation
December 31, 2013

Summary of Account Holdings

Issue Name	Shares	Cost	Market Value
IMAGEWARE SYS INC COM	(181)	(360)	(349)
IMAGEWARE SYS INC COM	(387)	(639)	(747)
IMAGEWARE SYS INC COM	(64)	(97)	(124)
IMAGEWARE SYS INC COM	(219)	(344)	(423)
IMAGEWARE SYS INC COM	(184)	(282)	(355)
IMAGEWARE SYS INC COM	(200)	(304)	(386)
PENNEY J C INC	(251)	(2,046)	(2,297)
PENNEY J C INC	(187)	(1,532)	(1,711)
PENNEY J C INC	(134)	(1,079)	(1,226)
PENNEY J C INC	(90)	(735)	(824)
JINKOSOLAR HLDG CO LTD SPONSORED ADR	(152)	(4,037)	(4,454)
KEYW HLDGS CORP COM	(328)	(3,935)	(4,408)
KEYW HLDGS CORP COM	(18)	(201)	(242)
KEYW HLDGS CORP COM	(13)	(148)	(175)
CARMAX INC COM	98	5,003	4,608
KANSAS CITY SOUTHN COM NEW	51	5,546	6,315
LOEWS CORP COM	512	23,323	24,699
L BRANDS INC COM	(54)	(3,111)	(3,340)
L BRANDS INC COM	(3)	(176)	(186)
L BRANDS INC COM	(2)	(118)	(124)
L BRANDS INC COM	(8)	(457)	(495)
LIBERTY GLOBAL PLC SHS CL C	287	21,204	24,200
LEAPFROG ENTERPRISES INC CL A	(106)	(1,125)	(842)
LEAPFROG ENTERPRISES INC CL A	(39)	(401)	(310)
LEAPFROG ENTERPRISES INC CL A	(18)	(174)	(143)
LEAPFROG ENTERPRISES INC CL A	(32)	(300)	(254)
LEAPFROG ENTERPRISES INC CL A	(22)	(197)	(175)
LEAPFROG ENTERPRISES INC CL A	(30)	(268)	(238)
LEAPFROG ENTERPRISES INC CL A	(38)	(327)	(302)
LEAPFROG ENTERPRISES INC CL A	(25)	(219)	(199)
LIFEVANTAGE CORP COM	(35)	(68)	(58)
LIFEVANTAGE CORP COM	(171)	(281)	(282)
LIFEVANTAGE CORP COM	(369)	(664)	(609)
LIBERTY INTERACTIVE CORP INTERACTIVE COM SER A	1,155	26,750	33,899
LKQ CORP COM	418	10,319	13,752
LIFELOCK INC COM	(127)	(1,551)	(2,084)
LIFELOCK INC COM	(10)	(141)	(164)

continued on next page

FEIN 36-3100492
AlphaHedge
The Siragusa Foundation
December 31, 2013

Summary of Account Holdings

Issue Name	Shares	Cost	Market Value
LORAL SPACE & COMMUNICATIONS INC COM	169	10,954	13,686
LIQUIDITY SVCS INC COM	300	10,268	6,798
LAM RESEARCH CORP	126	6,837	6,861
LULULEMON ATHLETICA INC COM	(74)	(4,809)	(4,368)
LULULEMON ATHLETICA INC COM	(60)	(4,153)	(3,542)
LYONDELLBASELL INDUSTRIES N V ORD SHS CL A	158	11,059	12,684
MASTERCARD INC CL A COM	8	5,074	6,684
MASIMO CORP COM	(223)	(4,501)	(6,518)
MOODYS CORP COM	77	5,313	6,042
MDC PARTNERS INC CL A SUB VTG SHS	1,324	21,754	33,775
MEDIVATION INC COM	146	9,764	9,318
MERCADOLIBRE INC COM	(6)	(766)	(647)
MERCADOLIBRE INC COM	(9)	(1,028)	(970)
MERCADOLIBRE INC COM	(8)	(863)	(862)
MERCADOLIBRE INC COM	(4)	(451)	(431)
MERCADOLIBRE INC COM	(4)	(439)	(431)
MERCADOLIBRE INC COM	(8)	(832)	(862)
MOHAWK INDUSTRIES INC	62	8,297	9,232
MIDDLEBY CORP	16	2,353	3,836
MOBILE MINI INC	(9)	(302)	(371)
MOBILE MINI INC	(18)	(572)	(741)
MOBILE MINI INC	(18)	(601)	(741)
MOBILE MINI INC	(97)	(3,081)	(3,994)
MOBILE MINI INC	(4)	(135)	(165)
MOBILE MINI INC	(25)	(822)	(1,030)
MOBILE MINI INC	(14)	(465)	(577)
MOBILE MINI INC	(14)	(549)	(577)
MARKETO INC COM	(19)	(734)	(704)
MARKETO INC COM	(167)	(5,433)	(6,191)
MARKETO INC COM	(23)	(745)	(853)
MARKETO INC COM	(10)	(296)	(371)
MANNKIND CORP COM	(169)	(862)	(879)
MANNKIND CORP COM	(169)	(864)	(879)
MANNKIND CORP COM	(98)	(532)	(510)
MANNKIND CORP COM	(57)	(297)	(296)
MANNKIND CORP COM	(53)	(276)	(276)
MANNKIND CORP COM	(52)	(268)	(270)

continued on next page

FEIN 36-3100492
AlphaHedge
The Siragusa Foundation
December 31, 2013

Summary of Account Holdings

Issue Name	Shares	Cost	Market Value
MANNKIND CORP COM	(167)	(813)	(868)
MANNKIND CORP COM	(209)	(997)	(1,087)
MANNKIND CORP COM	(95)	(476)	(494)
MARATHON OIL CORP COM	328	10,927	11,578
MICROSOFT CORP COM	712	23,336	26,636
MERITAGE HOMES CORP COM	(96)	(3,994)	(4,607)
MANITOWOC INC	428	8,741	9,981
NATIONAL BK HLDGS CORP CL A	455	8,446	9,737
NOBEL BIOCARE HLDG AG ZUERICH NAMEN AKT	(188)	(2,360)	(2,923)
NOBEL BIOCARE HLDG AG ZUERICH NAMEN AKT	(41)	(621)	(638)
NEONODE INC COM NEW	(423)	(2,899)	(2,673)
NEONODE INC COM NEW	(115)	(782)	(727)
NEONODE INC COM NEW	(33)	(214)	(209)
NEONODE INC COM NEW	(52)	(284)	(329)
NEONODE INC COM NEW	(51)	(270)	(322)
NEWMARKET CORP COM	(13)	(3,570)	(4,344)
NEWMARKET CORP COM	(1)	(274)	(334)
NEWMARKET CORP COM	(7)	(1,923)	(2,339)
NEWMARKET CORP COM	(5)	(1,410)	(1,671)
NEWMARKET CORP COM	(2)	(655)	(668)
BLUE NILE INC COM	(283)	(9,482)	(13,326)
NANOCO GROUP PLC SHS	(20)	(53)	(47)
NANOCO GROUP PLC SHS	(1,198)	(3,106)	(2,842)
NANOCO GROUP PLC SHS	(110)	(305)	(261)
NANOCO GROUP PLC SHS	(265)	(673)	(629)
NANOCO GROUP PLC SHS	(131)	(318)	(311)
NANOCO GROUP PLC SHS	(226)	(532)	(536)
SERVICENOW INC COM	123	7,219	6,889
NATIONSTAR MTG HLDGS INC COM	(97)	(3,889)	(3,585)
NETGEAR INC COM	(3)	(100)	(99)
NETGEAR INC COM	(26)	(866)	(856)
NETGEAR INC COM	(14)	(440)	(461)
NUVASIVE INC COM	(39)	(911)	(1,261)
NVIDIA CORP COM	738	10,785	11,823
NVR INC	(5)	(4,878)	(5,130)
NVR INC	(2)	(1,968)	(2,052)
NEWS CORP NEW CL A	783	12,405	14,110

continued on next page

FEIN 36-3100492
AlphaHedge
The Siragusa Foundation
December 31, 2013

Summary of Account Holdings

Issue Name	Shares	Cost	Market Value
OMNIAMERICAN BANCORP INC COM	365	8,034	7,804
OASIS PETE INC NEW COM	110	5,045	5,167
OBA FINL SVCS INC COM	540	10,255	9,828
OCI PARTNERS LP COM UNIT REPSTG LTD PARTNER INT	643	12,596	17,747
OCWEN FINL CORP COM NEW	116	5,269	6,432
UNIVERSAL DISPLAY CORP COM	(61)	(2,272)	(2,096)
ONCONOVA THERAPEUTICS INC COM	92	1,861	1,056
ORACLE CORP COM	640	20,645	24,486
OCEAN SHORE HLDG CO NEW COM	1,025	14,544	14,002
OPEN TEXT CORP COM	62	5,209	5,702
OMNIVISION TECHNOLOGIES INC COM	(242)	(4,046)	(4,162)
PANDORA MEDIA INC COM	(20)	(302)	(532)
PANDORA MEDIA INC COM	(182)	(4,868)	(4,841)
PARAMETRIC SOUND CORP COM NEW	(99)	(1,429)	(1,371)
VERIFONE SYSTEMS INC COM	420	9,410	11,264
PUMA BIOTECHNOLOGY INC COM	88	2,866	9,111
PRICELINE COM INC COM NEW	12	11,404	13,949
PHARMACYCLICS INC	73	9,009	7,722
PEPSICO INC COM	(76)	(6,214)	(6,303)
PETMED EXPRESS INC COMMON STK	(174)	(2,807)	(2,894)
PARKER HANNIFIN CORP COM	41	5,150	5,274
PULTEGROUP INC COM	(239)	(4,039)	(4,868)
CHILDRENS PLACE RETAIL STORES INC	124	6,744	7,064
POLYCOM INC COM	185	2,017	2,078
PHILIP MORRIS INTL INC COM	(40)	(3,542)	(3,485)
PACIFIC MERCANTILE BANCORP COM	2,329	14,619	14,486
PANERA BREAD CO CL A	(24)	(4,231)	(4,241)
INSULET CORP COM	244	8,848	9,052
POLYPORE INTL INC COM	(130)	(5,272)	(5,057)
PORTFOLIO RECOVERY ASSOCS INC COM	84	3,864	4,439
PROGRESS SOFTWARE CORP	194	4,495	5,011
PARKERVISION INC COM	(196)	(623)	(892)
PARKERVISION INC COM	(124)	(407)	(564)
PARKERVISION INC COM	(69)	(209)	(314)
PARKERVISION INC COM	(215)	(516)	(978)
PANTRY INC	722	9,438	12,115
QUANTA SVCS INC COM	291	8,366	9,184

continued on next page

FEIN 36-3100492
AlphaHedge
The Siragusa Foundation
December 31, 2013

Summary of Account Holdings

Issue Name	Shares	Cost	Market Value
QUESTCOR PHARMACEUTICALS INC COM	(67)	(3,860)	(3,648)
QUESTCOR PHARMACEUTICALS INC COM	(21)	(1,245)	(1,143)
QUESTCOR PHARMACEUTICALS INC COM	(17)	(981)	(926)
QUESTCOR PHARMACEUTICALS INC COM	(62)	(3,300)	(3,376)
RITCHIE BROS AUCTIONEERS INC COM	(65)	(1,264)	(1,490)
RITCHIE BROS AUCTIONEERS INC COM	(177)	(3,433)	(4,059)
RITCHIE BROS AUCTIONEERS INC COM	(84)	(1,548)	(1,926)
RITCHIE BROS AUCTIONEERS INC COM	(38)	(701)	(871)
RITCHIE BROS AUCTIONEERS INC COM	(36)	(689)	(825)
RITCHIE BROS AUCTIONEERS INC COM	(17)	(333)	(390)
RITCHIE BROS AUCTIONEERS INC COM	(17)	(336)	(390)
RITCHIE BROS AUCTIONEERS INC COM	(51)	(1,007)	(1,169)
STURM RUGER & CO INC	(24)	(1,124)	(1,754)
RED HAT INC COM	(66)	(3,512)	(3,699)
REACHLOCAL INC COM	(295)	(5,020)	(3,749)
REALPAGE INC COM	366	6,506	8,557
ROSETTA STONE INC COM	(89)	(1,441)	(1,088)
ROSETTA STONE INC COM	(13)	(202)	(159)
ROSETTA STONE INC COM	(13)	(199)	(159)
ROSETTA STONE INC COM	(23)	(355)	(281)
ROSETTA STONE INC COM	(24)	(382)	(293)
ROSETTA STONE INC COM	(26)	(407)	(318)
ROSETTA STONE INC COM	(17)	(262)	(208)
ROSETTA STONE INC COM	(37)	(447)	(452)
RAYTHEON CO COM NEW	86	6,570	7,800
RIVERBED TECHNOLOGY INC COM	(78)	(1,307)	(1,410)
REXNORD CORP NEW COM	106	1,959	2,863
RYLAND GROUP INC COM	(96)	(3,954)	(4,167)
RYLAND GROUP INC COM	(126)	(5,040)	(5,470)
SPRINT CORP COM SER 1	1,597	11,274	17,168
RETAILMENOT INC COM SER 1	204	5,488	5,873
BOSTON BEER INC CLASS A	(12)	(1,776)	(2,901)
BOSTON BEER INC CLASS A	(4)	(974)	(967)
BOSTON BEER INC CLASS A	(10)	(2,389)	(2,418)
BOSTON BEER INC CLASS A	(5)	(1,180)	(1,209)
SIGNATURE BK NEW YORK N Y COM	152	10,970	16,328
SCHOLASTIC CORP	(95)	(2,875)	(3,231)

continued on next page

FEIN 36-3100492
AlphaHedge
The Siragusa Foundation
December 31, 2013

Summary of Account Holdings

Issue Name	Shares	Cost	Market Value
SCHOLASTIC CORP	(6)	(171)	(204)
SCHOLASTIC CORP	(5)	(142)	(170)
SOLARCITY CORP COM	(6)	(207)	(341)
SOLARCITY CORP COM	(54)	(2,845)	(3,068)
SOLARCITY CORP COM	(32)	(1,681)	(1,818)
SOLARCITY CORP COM	(39)	(1,829)	(2,216)
SOLARCITY CORP COM	(37)	(1,651)	(2,102)
SOFTBANK CORP SHS	561	36,455	49,284
SFX ENTMT INC COM	(8)	(78)	(96)
SFX ENTMT INC COM	(45)	(422)	(540)
SFX ENTMT INC COM	(86)	(770)	(1,032)
SFX ENTMT INC COM	(25)	(230)	(300)
SFX ENTMT INC COM	(76)	(611)	(912)
SILICON GRAPHICS INTL CORP COM	(43)	(654)	(577)
SILICON GRAPHICS INTL CORP COM	(220)	(3,401)	(2,950)
SILICON GRAPHICS INTL CORP COM	(11)	(176)	(148)
SILICON GRAPHICS INTL CORP COM	(82)	(1,000)	(1,100)
SEARS HLDGS CORP COM	(10)	(517)	(490)
SEARS HLDGS CORP COM	(42)	(2,133)	(2,060)
SEARS HLDGS CORP COM	(19)	(913)	(932)
SEARS HLDGS CORP COM	(30)	(1,411)	(1,471)
SMUCKER J M CO COM NEW	(13)	(752)	(1,347)
SL GREEN RLTY CORP COM	(130)	(11,634)	(12,009)
SL GREEN RLTY CORP COM	(27)	(2,375)	(2,494)
SOLERA HOLDING INC COM	95	5,488	6,722
SYNCHRONOSS TECHNOLOGIES INC COM	(48)	(1,763)	(1,491)
SYNCHRONOSS TECHNOLOGIES INC COM	(11)	(363)	(342)
SYNCHRONOSS TECHNOLOGIES INC COM	(10)	(319)	(311)
SYNCHRONOSS TECHNOLOGIES INC COM	(13)	(411)	(404)
SYNCHRONOSS TECHNOLOGIES INC COM	(10)	(301)	(311)
SYNCHRONOSS TECHNOLOGIES INC COM	(10)	(297)	(311)
SANDISK CORP	88	5,133	6,208
SCRIPPS NETWORKS INTERACTIVE INC CL A	56	4,252	4,839
SODASTREAM INTERNATIONAL LTD USD SHS	(35)	(1,948)	(1,737)
SODASTREAM INTERNATIONAL LTD USD SHS	(8)	(446)	(397)
SODASTREAM INTERNATIONAL LTD USD SHS	(15)	(838)	(745)
SODASTREAM INTERNATIONAL LTD USD SHS	(7)	(352)	(347)

continued on next page

FEIN 36-3100492
AlphaHedge
The Siragusa Foundation
December 31, 2013

Summary of Account Holdings

Issue Name	Shares	Cost	Market Value
SODASTREAM INTERNATIONAL LTD USD SHS	(4)	(201)	(199)
SONUS NETWORKS INC COM	(280)	(946)	(882)
SONUS NETWORKS INC COM	(232)	(805)	(731)
SONUS NETWORKS INC COM	(71)	(258)	(224)
SONUS NETWORKS INC COM	(108)	(369)	(340)
SONUS NETWORKS INC COM	(168)	(558)	(529)
SONUS NETWORKS INC COM	(263)	(815)	(828)
SONUS NETWORKS INC COM	(160)	(474)	(504)
SONUS NETWORKS INC COM	(157)	(468)	(495)
SONUS NETWORKS INC COM	(121)	(336)	(381)
STAPLES INC	339	5,041	5,387
SPS COMMERCE INC COM	44	2,064	2,873
SUNPOWER CORP COM	9	160	268
SERVICESTOURCE INTL INC COM	279	1,607	2,338
STEWART INFORMATION SERVICES CORP	(77)	(2,410)	(2,485)
STEWART INFORMATION SERVICES CORP	(20)	(614)	(645)
STEWART INFORMATION SERVICES CORP	(37)	(1,121)	(1,194)
STEWART INFORMATION SERVICES CORP	(26)	(785)	(839)
STAMPS.COM INC COM NEW	152	5,625	6,399
STANTEC INC COM	28	1,228	1,736
SUNEDISON INC COM	773	8,638	10,088
SMITH & WESSON HLDG CORP COM	1,124	12,903	15,163
CONTAINER STORE GRP INC COM	(114)	(4,529)	(5,314)
CONTAINER STORE GRP INC COM	(45)	(1,725)	(2,097)
TRANSDIGM GROUP INC COM	86	13,144	13,848
TEARLAB CORP COM	(461)	(3,932)	(4,306)
TEREX CORP NEW .01 PV	233	8,476	9,784
FRESH MKT INC COM	90	4,005	3,645
TARGET CORP COM	(26)	(1,656)	(1,645)
TARGET CORP COM	(52)	(3,267)	(3,290)
THERMON GROUP HLDGS INC COM	(124)	(2,372)	(3,389)
THERMON GROUP HLDGS INC COM	(73)	(1,680)	(1,995)
THIRD PT REINS LTD COM	281	3,800	5,207
TRW AUTOMOTIVE HLDGS CORP COM	323	23,135	24,028
TRINA SOLAR LTD SPON ADR	(340)	(3,992)	(4,648)
TESLA MTRS INC COM	(23)	(4,026)	(3,460)
TESLA MTRS INC COM	(1)	(175)	(150)

continued on next page

FEIN 36-3100492
AlphaHedge
The Siragusa Foundation
December 31, 2013

Summary of Account Holdings

Issue Name	Shares	Cost	Market Value
TESLA MTRS INC COM	(12)	(1,714)	(1,805)
TILE SHOP HLDGS INC COM	(56)	(1,365)	(1,012)
TILE SHOP HLDGS INC COM	(118)	(2,624)	(2,132)
TILE SHOP HLDGS INC COM	(36)	(813)	(651)
TILE SHOP HLDGS INC COM	(86)	(1,967)	(1,554)
TILE SHOP HLDGS INC COM	(204)	(3,086)	(3,686)
TWITTER INC COM	130	6,943	8,275
TEXTURA CORP COM	56	1,980	1,677
UNDER ARMOUR INC CL A COM	113	6,490	9,865
UNITED CONTL HLDGS INC COM	234	8,083	8,852
UBIQUITI NETWORKS INC COM	(17)	(476)	(781)
UBIQUITI NETWORKS INC COM	(16)	(645)	(735)
UBIQUITI NETWORKS INC COM	(9)	(374)	(414)
ULTIMATE SOFTWARE GROUP INC COM	59	6,508	9,040
ULTRA PETE CORP COM	(66)	(1,340)	(1,429)
ULTRA PETE CORP COM	(51)	(1,047)	(1,104)
ULTRA PETE CORP COM	(10)	(214)	(217)
URBAN OUTFITTERS INC	271	9,825	10,054
UNITED RENTALS INC COM	126	8,321	9,822
URS CORP NEW COM	490	24,158	25,965
US BANCORP DEL COM	(153)	(5,633)	(6,181)
US BANCORP DEL COM	(8)	(294)	(323)
USANA HEALTH SCIENCES INC CDT-SHS	(13)	(1,018)	(983)
USANA HEALTH SCIENCES INC CDT-SHS	(7)	(533)	(529)
USANA HEALTH SCIENCES INC CDT-SHS	(15)	(1,143)	(1,134)
USANA HEALTH SCIENCES INC CDT-SHS	(4)	(303)	(302)
USANA HEALTH SCIENCES INC CDT-SHS	(3)	(229)	(227)
USANA HEALTH SCIENCES INC CDT-SHS	(4)	(280)	(302)
USANA HEALTH SCIENCES INC CDT-SHS	(3)	(209)	(227)
USANA HEALTH SCIENCES INC CDT-SHS	(7)	(477)	(529)
USANA HEALTH SCIENCES INC CDT-SHS	(6)	(467)	(453)
UNITED TECHNOLOGIES CORP COM	55	5,822	6,259
VMWARE INC CL A COM	(70)	(5,057)	(6,280)
VMWARE INC CL A COM	(15)	(1,006)	(1,346)
VMWARE INC CL A COM	(7)	(570)	(628)
VMWARE INC CL A COM	(8)	(632)	(718)
VIEWPOINT FINL GROUP INC MD COM	367	7,226	10,074

continued on next page

FEIN 36-3100492
AlphaHedge
The Siragusa Foundation
December 31, 2013

Summary of Account Holdings

Issue Name	Shares	Cost	Market Value
VERISK ANALYTICS INC CL A	86	5,422	5,652
VIRTUS INVT PARTNERS INC COM	73	13,725	14,604
VITAMIN SHOPPE INC COM	(47)	(2,294)	(2,444)
VITAMIN SHOPPE INC COM	(17)	(704)	(884)
VITAMIN SHOPPE INC COM	(17)	(701)	(884)
VITAMIN SHOPPE INC COM	(16)	(658)	(832)
VITAMIN SHOPPE INC COM	(13)	(521)	(676)
VITAMIN SHOPPE INC COM	(21)	(847)	(1,092)
VITAMIN SHOPPE INC COM	(15)	(618)	(780)
VITAMIN SHOPPE INC COM	(56)	(2,388)	(2,913)
VITAMIN SHOPPE INC COM	(24)	(1,040)	(1,248)
VITAMIN SHOPPE INC COM	(31)	(1,575)	(1,612)
VIVUS INC COM	(38)	(497)	(345)
VIVUS INC COM	(385)	(5,011)	(3,496)
VIVUS INC COM	(81)	(757)	(735)
WAGeworks INC COM	53	1,365	3,150
WASTE CONNECTIONS INC COM	187	7,200	8,159
WISCONSIN ENERGY CORP COM	(101)	(4,143)	(4,175)
WILLBROS GROUP INC DEL COM	(65)	(562)	(612)
WILLBROS GROUP INC DEL COM	(109)	(943)	(1,027)
WILLBROS GROUP INC DEL COM	(77)	(680)	(725)
WHIRLPOOL CORP	64	9,572	10,039
WHISTLER BLACKCOMB HLDGS INC COM	400	5,344	6,262
WOLVERINE WORLD WIDE INC COMMON STOCK	(2)	(57)	(68)
WOLVERINE WORLD WIDE INC COMMON STOCK	(94)	(2,681)	(3,192)
WOLVERINE WORLD WIDE INC COMMON STOCK	(48)	(1,379)	(1,630)
WOLVERINE WORLD WIDE INC COMMON STOCK	(6)	(170)	(204)
WOLVERINE WORLD WIDE INC COMMON STOCK	(4)	(114)	(136)
WOLVERINE WORLD WIDE INC COMMON STOCK	(2)	(57)	(68)
WOLVERINE WORLD WIDE INC COMMON STOCK	(46)	(1,278)	(1,562)
WOLVERINE WORLD WIDE INC COMMON STOCK	(50)	(1,399)	(1,698)
WOLVERINE WORLD WIDE INC COMMON STOCK	(24)	(684)	(815)
WOLVERINE WORLD WIDE INC COMMON STOCK	(24)	(685)	(815)
WOLVERINE WORLD WIDE INC COMMON STOCK	(8)	(229)	(272)
WOLVERINE WORLD WIDE INC COMMON STOCK	(12)	(344)	(408)
WOLVERINE WORLD WIDE INC COMMON STOCK	(10)	(287)	(340)
WOLVERINE WORLD WIDE INC COMMON STOCK	(26)	(845)	(883)

continued on next page

FEIN 36-3100492
AlphaHedge
The Siragusa Foundation
December 31, 2013

Summary of Account Holdings

Issue Name	Shares	Cost	Market Value
EXELIS INC COM	1,125	12,921	21,443
EXONE CO COM	(20)	(903)	(1,209)
EXONE CO COM	(12)	(717)	(726)
EXONE CO COM	(2)	(109)	(121)
XOOM CORP COM	(45)	(1,352)	(1,232)
XOOM CORP COM	(7)	(193)	(192)
XOOM CORP COM	(12)	(338)	(328)
XOOM CORP COM	(9)	(261)	(246)
XOOM CORP COM	(25)	(740)	(684)
XOOM CORP COM	(13)	(352)	(356)
XOOM CORP COM	(11)	(300)	(301)
XOOM CORP COM	(11)	(294)	(301)
XOOM CORP COM	(21)	(528)	(575)
XUEDA ED GROUP SPONSORED ADR	2,145	9,298	13,149
YELP INC CL A	8	1,157	552
YAHOO INC COM	348	11,210	14,073
YANDEX N V SHS CLASS A	124	4,201	5,351
ZILLOW INC CL A	(12)	(993)	(981)
ZILLOW INC CL A	(22)	(1,694)	(1,798)
ZILLOW INC CL A	(34)	(2,633)	(2,779)
ZILLOW INC CL A	(14)	(1,027)	(1,144)
ZEBRA TECHNOLOGIES CORP CL A	(13)	(588)	(703)
ZEBRA TECHNOLOGIES CORP CL A	(17)	(766)	(919)
QUIKSILVER INC COM	(229)	(1,263)	(2,008)
QUIKSILVER INC COM	(73)	(356)	(640)
QUIKSILVER INC COM	(81)	(542)	(710)
QUIKSILVER INC COM	(54)	(458)	(474)
QUIKSILVER INC COM	(46)	(382)	(403)
CALL 100 BARRICK GOLD CORP COM	8	80	8
PUT 100 ISHARES TR RUSSELL 2000 INDEX FD	6	571	42
CALL 100 MICRON TECHNOLOGY INC	5	1,134	3,900
CALL 100 STURM RUGER & CO INC	(1)	(389)	(550)
CALL 100 STURM RUGER & CO INC	(1)	(579)	(550)
PUT 100 STURM RUGER & CO INC	2	1,152	740
PUT 100 TESLA MTRS INC COM	1	537	196
AMERICAN INTL GROUP INC WT	1,339	25,864	27,115
ISHARES TR MSCI EMERGING MKTS ETF	(142)	(6,008)	(5,935)

continued on next page

FEIN 36-3100492
AlphaHedge
The Siragusa Foundation
December 31, 2013

Summary of Account Holdings

Issue Name	Shares	Cost	Market Value
MARKET VECTORS ETF TR GOLD MINERS ETF FD	(491)	(10,188)	(10,375)
MARKET VECTORS ETF TR GOLD MINERS ETF FD	(186)	(3,954)	(3,930)
MARKET VECTORS ETF TR GOLD MINERS ETF FD	(203)	(4,287)	(4,289)
MARKET VECTORS ETF TR GOLD MINERS ETF FD	(181)	(3,879)	(3,825)
MARKET VECTORS ETF TR GOLD MINERS ETF FD	(293)	(6,247)	(6,191)
MARKET VECTORS ETF TR GOLD MINERS ETF FD	(198)	(4,186)	(4,184)
MARKET VECTORS ETF TR GOLD MINERS ETF FD	(213)	(4,481)	(4,501)
MARKET VECTORS ETF TR GOLD MINERS ETF FD	(90)	(1,893)	(1,902)
MARKET VECTORS ETF TR GOLD MINERS ETF FD	(75)	(1,549)	(1,585)
ISHARES TR RUSSELL 2000 ETF	(44)	(4,187)	(5,076)
ISHARES TR RUSSELL 2000 GROWTH ETF	(24)	(2,600)	(3,252)
SPDR SER TR S&P REGL BKG ETF	(117)	(4,212)	(4,751)
SPDR S&P 500 ETF TR TR UNIT	(82)	(14,891)	(15,145)
SPDR S&P 500 ETF TR TR UNIT	(47)	(8,570)	(8,680)
SPDR S&P 500 ETF TR TR UNIT	(11)	(2,023)	(2,032)
SPDR S&P 500 ETF TR TR UNIT	(5)	(923)	(923)
PROSHARES TR II PROSHARES ULTRASHORT YEN NEW	178	10,888	12,622
BARCLAYS BK PLC IPATH S&P 500 VIX SHORT TERM FUTURES	(7)	(414)	(298)
BARCLAYS BK PLC IPATH S&P 500 VIX SHORT TERM FUTURES	(19)	(1,013)	(819)
BARCLAYS BK PLC IPATH S&P 500 VIX SHORT TERM FUTURES	(10)	(501)	(415)
BARCLAYS BK PLC IPATH S&P 500 VIX SHORT TERM FUTURES	(6)	(313)	(255)
BARCLAYS BK PLC IPATH S&P 500 VIX SHORT TERM FUTURES	(10)	(502)	(426)
BARCLAYS BK PLC IPATH S&P 500 VIX SHORT TERM FUTURES	(6)	(291)	(255)
BARCLAYS BK PLC IPATH S&P 500 VIX SHORT TERM FUTURES	(31)	(1,382)	(1,319)
BARCLAYS BK PLC IPATH S&P 500 VIX SHORT TERM FUTURES	(27)	(1,229)	(1,149)
BARCLAYS BK PLC IPATH S&P 500 VIX SHORT TERM FUTURES	(50)	(2,068)	(2,128)
CANADIAN DOLLAR CURRENCY	(3,378)	(3,266)	(3,180)
JAPANESE YEN CURRENCY	(2,786)	(28)	(27)
Total Securities:		857,269	1,075,060
Add Cash:		1,057,657	1,057,657
Total:		1,914,926	2,132,717

continued on next page

FEIN 36-3100492
Boyd Watterson
The Siragusa Foundation
December 31, 2013

Summary of Account Holdings

Issue Name	Shares	Cost	Market Value
Bank Amer Fdg Corp	35,000	39,079	39,753
Bear Stearns Cos Inc	35,000	39,962	40,869
Boston Pptys Ltd Partnership	35,000	39,393	39,249
Chesapeake Energy Corp	40,000	46,640	43,400
Constellation Brands Inc	35,000	41,013	40,600
First Horizon Natl Corp	40,000	41,450	43,005
Genrl Elec Capt Corp Note 04.37500% 09/16/2020	40,000	43,386	43,186
Goldman Sachs Group Inc	35,000	40,135	38,988
Hanesbrands Inc	40,000	43,412	43,750
Hcp Inc	40,000	40,482	38,079
Health Care Reit Inc	40,000	40,768	43,536
Hertz Corp	40,000	43,762	43,100
Hewlett Packard Co	20,000	19,609	20,417
International Lease Fin Corp	40,000	42,512	42,900
Kinder Morgan Energy Partners	35,000	41,794	39,808
Limited Brands Inc	40,000	44,620	45,900
Peabody Energy Corp	40,000	44,920	45,100
Petrobras Intl Fin Co	40,000	42,753	42,538
Sally Hldgs Llc	25,000	27,825	27,500
Sally Hldgs Llc	15,000	16,681	16,500
Slm Corp	40,000	41,562	41,354
Tesoro Corp	40,000	42,312	41,600
Time Warner Cable Inc	20,000	22,131	22,604
Vale Overseas Corp 05.62500% 09/15/2019	35,000	38,875	37,941
Verizon Communications Bond D 04.50000% 09/15/20	40,000	42,882	42,785
Yum Brands Inc	5,000	5,837	5,783
Yum Brands Inc	25,000	28,336	28,916
		<u>1,002,129</u>	<u>999,161</u>
Federal Home Ln Mtg Corp	25,000	25,077	24,750
Federal Home Ln Mtg Corp	15,000	15,058	14,850
Federal Home Ln Mtg Corp 3.750% 03/27/19 Reg Dtd 03/27/09	35,000	40,452	38,043
Federal Home Ln Mtg Corp 3.750% 03/27/19 Reg Dtd 03/27/09	20,000	22,102	21,739

continued on next page

FEIN 36-3100492
Boyd Watterson
The Siragusa Foundation
December 31, 2013

Summary of Account Holdings

Issue Name	Shares	Cost	Market Value
Federal Home Ln Mtg Corp 3.750% 03/27/19 Reg Dtd 03/27/09	40,000	46,375	43,478
Fedl Natl Mtg Assn Note 01.37500% 11/15/2016	50,000	50,541	50,836
Fhlmc Pc Gold Pc 30yr	80,000	68,674	64,055
Fnma Pass-Thru Adj Libor	10,000	1,350	1,301
Fnma Pass-Thru Int 15 Year	115,000	35,886	37,285
Fnma Pass-Thru Int 15 Year	125,000	82,866	81,279
Fnma Pass-Thru Lng 30 Year	275,000	27,778	28,064
Fnma Pass-Thru Lng 30 Year	200,000	27,484	28,223
Fnma Pass-Thru Lng 30 Year	225,000	19,172	19,525
Fnma Pass-Thru Lng 30 Year	90,000	38,610	37,968
		501,425	491,396
United States Treas Bds	30,000	31,926	29,859
United States Treas Bds	25,000	25,188	24,883
United States Treas Bds	40,000	39,384	39,813
United States Treas Bds	5,000	5,768	4,977
United States Treas Bds	30,000	33,796	29,859
United States Treas Nts	85,000	82,382	76,460
United States Treas Nts	25,000	23,224	22,488
United States Treas Nts	35,000	32,790	32,304
United States Treas Nts	60,000	55,989	60,900
United States Treas Nts	50,000	46,507	50,750
United States Treas Nts	40,000	41,594	41,888
United States Treas Nts	50,000	50,533	52,359
United States Treas Nts	5,000	5,451	5,236
United States Treas Nts	55,000	60,329	59,812
United States Treas Nts	50,000	50,792	46,148
United States Treas Nts	25,000	25,116	23,074
		610,769	600,810
Total Securities:		2,114,323	2,091,367
Add Cash:		65,222	65,222
Total:		2,179,545	2,156,589

continued on next page

FEIN 36-3100492
Cambiar Investors
The Siragusa Foundation
December 31, 2013

Summary of Account Holdings

Issue Name	Shares	Cost	Market Value
Accor S A Adr	809	5,534	7,629
Accor S A Adr	1,976	13,640	18,634
Accor S A Adr	180	1,544	1,697
Airbus Group NV	1,435	16,803	27,480
Aisin Seiki Co Ltd Adr	655	26,242	26,855
America Movil, S.A.B. de C.V.	955	18,553	22,318
America Movil, S.A.B. de C.V.	295	5,968	6,894
Asahi Kasei Corp	1,510	17,550	23,843
Asahi Kasei Corp	185	2,708	2,921
Axa SA	960	17,459	26,774
Axa SA	135	3,162	3,765
Banco Bilbao Vizcaya Argentaria SA	2,177	19,574	26,973
Barclays PLC	1,200	20,609	21,756
Barclays PLC	165	2,868	2,991
Barclays PLC	70	1,243	1,269
Bombardier Inc	4,575	18,572	19,901
Bombardier Inc	895	4,126	3,893
Bombardier Inc	2,755	12,841	11,984
Capgemini	780	18,774	26,419
Capgemini	60	1,818	2,032
Check Point Software Technologies, Ltd.	393	20,444	25,348
Check Point Software Technologies, Ltd.	50	2,837	3,225
Daimler AG	212	12,523	18,427
Daimler AG	255	13,567	22,165
DBS Group Holdings Ltd	390	19,004	21,165
DBS Group Holdings Ltd	105	5,466	5,698
Deutsche Boerse AG	3,345	21,367	27,596
GEA Group Aktiengesellschaft	595	21,152	28,608
GEA Group Aktiengesellschaft	10	429	481
Heineken N.V.	540	19,685	18,230
Heineken N.V.	130	4,493	4,389
Heineken N.V.	65	2,255	2,194
Hitachi, Ltd.	328	20,992	25,062

continued on next page

FEIN 36-3100492
Cambiar Investors
The Siragusa Foundation
December 31, 2013

Summary of Account Holdings

Issue Name	Shares	Cost	Market Value
Hitachi, Ltd.	206	13,081	15,740
ICAP PLC	2,165	23,515	32,843
Ipsen	1,215	13,509	14,616
Ipsen	1,220	13,624	14,677
Julius Baer Gruppe AG	2,640	21,392	25,476
Kao Corporation	105	3,445	3,323
Kao Corporation	75	2,253	2,374
Kao Corporation	60	1,840	1,899
Kao Corporation	290	6,874	9,178
Kao Corporation	40	965	1,266
Kao Corporation	40	965	1,266
Kao Corporation	130	3,136	4,114
Kao Corporation	90	2,343	2,848
Komatsu Ltd.	415	10,786	8,541
Komatsu Ltd.	130	3,086	2,675
Komatsu Ltd.	432	10,373	8,891
Komatsu Ltd.	70	1,700	1,441
Koninklijke DSM NV	1,270	19,335	25,070
LVMH Moet Hennessy Louis Vuitton SA	590	20,724	21,594
LVMH Moet Hennessy Louis Vuitton SA	55	2,200	2,013
Mitsubishi Estate	625	13,855	18,838
Mitsubishi Estate	245	6,058	7,384
Mitsui & Co Ltd	72	20,960	20,164
Mitsui & Co Ltd	11	2,888	3,081
Mitsui & Co Ltd	5	1,443	1,400
Nippon Telegraph & Telephone Corp	813	18,197	21,984
Nippon Telegraph & Telephone Corp	150	3,904	4,056
Nippon Telegraph & Telephone Corp	575	14,837	15,548
Novartis AG	60	4,559	4,823
Novartis AG	63	3,489	5,064
Novartis AG	210	10,985	16,880
Porsche Automobil Holding SE	2,725	23,413	28,504
Porsche Automobil Holding SE	155	1,362	1,621
Repsol S.A	905	18,804	22,887
Repsol S.A	110	2,726	2,782
Roche Holding AG	330	18,469	23,166
Roche Holding AG	29	1,678	2,036

continued on next page

FEIN 36-3100492
Cambiar Investors
The Siragusa Foundation
December 31, 2013

Summary of Account Holdings

Issue Name	Shares	Cost	Market Value
Roche Holding AG	20	1,348	1,404
Royal Philips NV	695	22,219	25,694
Royal Philips NV	85	2,719	3,142
SAP AG	265	21,330	23,092
SAP AG	10	775	871
SAP AG	42	3,067	3,660
SAP AG	25	1,860	2,178
Schlumberger NV	290	23,261	26,132
SECOM Co., Ltd.	1,495	18,081	22,619
SECOM Co., Ltd.	205	3,072	3,102
Seven & i Holdings Co., Ltd.	316	22,336	25,287
Seven & i Holdings Co., Ltd.	40	2,902	3,201
Sony Financial Holdings Inc.	960	15,202	17,520
Sony Financial Holdings Inc.	330	4,358	6,022
Sony Financial Holdings Inc.	90	1,673	1,642
Sumitomo Mitsui Financial Group Inc	2,590	26,317	27,169
Suncor Energy Inc	615	19,465	21,556
Suncor Energy Inc	90	2,526	3,154
Suncor Energy Inc	10	360	350
Taiwan Semiconductor Manufacturing Co Ltd	1,275	21,707	22,236
Taiwan Semiconductor Manufacturing Co Ltd	180	3,200	3,139
Taiwan Semiconductor Manufacturing Co Ltd	735	12,988	12,818
Technip	795	21,354	19,207
Technip	65	1,972	1,570
Technip	195	4,677	4,711
Tesco PLC	285	5,081	4,799
Tesco PLC	8	157	135
Tesco PLC	249	4,846	4,193
Tesco PLC	202	3,929	3,402
Tesco PLC	289	4,341	4,867
Tesco PLC	427	6,674	7,191
Toray Industries, Inc.	385	27,483	26,853
Vodafone Group PLC	25	899	983
Vodafone Group PLC	188	3,990	7,390
Vodafone Group PLC	192	4,167	7,548
Vodafone Group PLC	197	4,205	7,744
Vodafone Group PLC	108	2,403	4,245

continued on next page

FEIN 36-3100492
Cambiar Investors
The Siragusa Foundation
December 31, 2013

Summary of Account Holdings

Issue Name	Shares	Cost	Market Value
WPP PLC	240	19,463	27,566
Total Securities:		1,082,982	1,277,071
Add Cash:		64,553	64,553
Total:		1,147,535	1,341,624

FEIN 36-3100492
Emerging Markets Fund
The Siragusa Foundation
December 31, 2013

Summary of Account Holdings

Issue Name	Shares	Cost	Market Value
OPPENHEIMER DEVELOPING MARKETS	10,251	352,446	389,762
OPPENHEIMER DEVELOPING MARKETS	7,573	250,000	287,943
OPPENHEIMER DEVELOPING MARKETS	3,010	100,000	114,449
Total Securities:		702,446	792,154
Add Cash:		-	-
Total:		702,446	792,154

FEIN 36-3100492
High Yield Bond Fund
The Siragusa Foundation
December 31, 2013

Summary of Account Holdings

Issue Name		Shares	Cost	Market Value
FEDERATED INSTL TR	HI YIELD BD	81,711	800,000	834,269
		Total Securities:	800,000	834,269
		Add Cash:	4,567	4,567
		Total:	804,567	838,836

FEIN 36-3100492
Morgan Dempsey
The Siragusa Foundation
December 31, 2013

Summary of Account Holdings

Issue Name	Shares	Cost	Market Value
Ampco-Pittsburgh Corporation	170	2,934	3,306
Apogee Enterprises	290	3,471	10,414
AptarGroup, Inc.	165	8,741	11,189
AptarGroup, Inc.	70	3,664	4,747
AptarGroup, Inc.	135	6,864	9,154
AptarGroup, Inc.	85	4,434	5,764
Astec Industries, Inc.	225	7,197	8,692
Astec Industries, Inc.	10	382	386
Astec Industries, Inc.	25	872	966
Astec Industries, Inc.	40	1,144	1,545
Astec Industries, Inc.	25	796	966
Astronics Corporation	45	2,214	2,295
Astronics Corporation	225	4,267	11,475
Astronics Corporation	64	1,217	3,264
Atrion Corporation	15	3,234	4,444
Atrion Corporation	5	1,038	1,481
Badger Meter, Inc.	30	1,151	1,635
Badger Meter, Inc.	15	496	818
Badger Meter, Inc.	25	927	1,362
Badger Meter, Inc.	15	574	818
Balchem Corporation	15	571	880
Balchem Corporation	40	1,230	2,348
Balchem Corporation	5	191	294
Baldwin & Lyons, Inc.	205	5,183	5,601
Bar Harbor Bankshares	70	2,038	2,799
Buckle, Inc.	45	2,064	2,365
Buckle, Inc.	20	874	1,051
Buckle, Inc.	50	2,324	2,628
C&J Energy Services Inc	285	5,947	6,584
C&J Energy Services Inc	325	7,663	7,508
Cabot Microelectronics Corporation	20	879	914
Cabot Microelectronics Corporation	30	979	1,371
Cabot Microelectronics Corporation	70	2,451	3,199

continued on next page

FEIN 36-3100492
Morgan Dempsey
The Siragusa Foundation
December 31, 2013

Summary of Account Holdings

Issue Name	Shares	Cost	Market Value
Cabot Microelectronics Corporation	30	1,051	1,371
Cal-Maine Foods, Inc.	205	7,292	12,347
Columbus McKinnon Corporation	65	1,088	1,764
Columbus McKinnon Corporation	15	219	407
Columbus McKinnon Corporation	35	544	950
CPI Aerostructures Inc.	220	3,171	3,309
CPI Aerostructures Inc.	50	701	752
CPI Aerostructures Inc.	60	689	902
Cubic Corporation	50	2,554	2,633
Cubic Corporation	20	923	1,053
Cubic Corporation	45	1,993	2,370
Cubic Corporation	30	1,514	1,580
Dawson Geophysical Company	30	1,234	1,015
Dawson Geophysical Company	15	560	507
Dawson Geophysical Company	30	760	1,015
Dawson Geophysical Company	20	489	676
Dril-Quip, Inc.	40	2,912	4,397
Dril-Quip, Inc.	20	1,370	2,199
Dril-Quip, Inc.	35	2,181	3,848
Dril-Quip, Inc.	20	1,387	2,199
Eagle Materials, Inc.	95	2,374	7,356
Espey Manufacturing & Electronics	55	1,681	1,795
Espey Manufacturing & Electronics	150	3,771	4,896
Espey Manufacturing & Electronics	20	481	653
Espey Manufacturing & Electronics	30	760	979
First of Long Island Corp	80	2,220	3,430
First of Long Island Corp	20	553	857
First of Long Island Corp	40	1,105	1,715
Flowers Foods, Inc.	83	1,252	1,771
Flowers Foods, Inc.	105	1,412	2,254
Flowers Foods, Inc.	225	3,157	4,831
Flowers Foods, Inc.	143	1,857	3,059
Gorman-Rupp Company	100	2,465	3,343
Gorman-Rupp Company	43	1,177	1,437
Gorman-Rupp Company	125	3,414	4,179
Gorman-Rupp Company	125	3,414	4,179
Gorman-Rupp Company	138	3,475	4,597

continued on next page

FEIN 36-3100492
Morgan Dempsey
The Siragusa Foundation
December 31, 2013

Summary of Account Holdings

Issue Name	Shares	Cost	Market Value
Gorman-Rupp Company	288	6,581	9,611
Gorman-Rupp Company	63	1,471	2,089
Gorman-Rupp Company	125	2,781	4,179
Gorman-Rupp Company	63	1,390	2,089
Graham Corporation	20	395	726
Graham Corporation	100	1,973	3,629
Graham Corporation	70	1,289	2,540
Graham Corporation	45	809	1,633
Granite Construction Inc.	180	5,663	6,296
Granite Construction Inc.	385	9,390	13,467
Granite Construction Inc.	150	2,944	5,247
Granite Construction Inc.	280	6,409	9,794
Gulf Island Fabrication, Inc.	325	6,449	7,546
Gulf Island Fabrication, Inc.	15	508	348
Gulf Island Fabrication, Inc.	60	1,853	1,393
Gulf Island Fabrication, Inc.	120	3,114	2,786
Gulf Island Fabrication, Inc.	75	2,100	1,742
GulfMark Offshore, Inc.	235	9,213	11,076
GulfMark Offshore, Inc.	40	1,446	1,885
GulfMark Offshore, Inc.	25	819	1,178
Hardinge, Inc.	30	317	434
Hardinge, Inc.	630	6,451	9,116
Hardinge, Inc.	105	1,115	1,519
Hawkins, Inc.	105	3,924	3,905
Hawkins, Inc.	45	1,539	1,674
Hingham Institution Savings	60	4,060	4,709
ICU Medical, Inc.	100	4,192	6,371
J&J Snack Foods Corp.	300	15,404	26,577
J&J Snack Foods Corp.	60	3,013	5,315
Johnson Outdoors, Inc.	235	4,763	6,333
Johnson Outdoors, Inc.	60	1,097	1,617
Johnson Outdoors, Inc.	130	2,411	3,504
Jos A Bank Clothiers Inc	165	8,664	9,037
Jos A Bank Clothiers Inc	85	4,124	4,655
Jos A Bank Clothiers Inc	185	8,951	10,132
Jos A Bank Clothiers Inc	100	4,857	5,477
Jos A Bank Clothiers Inc	20	971	1,095

continued on next page

FEIN 36-3100492
Morgan Dempsey
The Siragusa Foundation
December 31, 2013

Summary of Account Holdings

Issue Name	Shares	Cost	Market Value
KMG Chemicals, Inc.	35	601	591
KMG Chemicals, Inc.	100	1,717	1,689
KMG Chemicals, Inc.	100	1,711	1,689
KMG Chemicals, Inc.	100	1,712	1,689
Koss Corporation	145	885	740
Koss Corporation	60	354	306
Koss Corporation	120	662	612
Koss Corporation	25	125	127
Koss Corporation	50	253	255
L.S. Starrett Company	105	1,321	1,530
L.S. Starrett Company	50	627	728
Lakeland Industries, Inc.	375	3,117	1,972
Lakeland Industries, Inc.	210	1,687	1,105
Lakeland Industries, Inc.	135	784	710
LB Foster Company	40	1,524	1,892
LB Foster Company	135	3,175	6,384
LB Foster Company	50	1,507	2,364
LB Foster Company	17	473	804
LB Foster Company	18	501	851
LB Foster Company	90	2,504	4,256
LB Foster Company	80	2,654	3,783
LSI Industries, Inc.	110	907	954
LSI Industries, Inc.	45	308	390
LSI Industries, Inc.	90	595	780
LSI Industries, Inc.	55	381	477
Marcus Corporation	170	2,100	2,285
Marcus Corporation	200	2,009	2,688
Marcus Corporation	175	1,758	2,352
Marcus Corporation	65	727	874
Marten Transport, Ltd.	50	699	1,010
Marten Transport, Ltd.	68	943	1,363
Marten Transport, Ltd.	68	930	1,363
Marten Transport, Ltd.	45	525	909
Merit Medical Systems	165	2,628	2,597
Merit Medical Systems	70	976	1,102
Merit Medical Systems	135	1,798	2,125
Merit Medical Systems	85	1,284	1,338

continued on next page

FEIN 36-3100492
Morgan Dempsey
The Siragusa Foundation
December 31, 2013

Summary of Account Holdings

Issue Name	Shares	Cost	Market Value
MFRI Inc	278	2,562	3,989
MFRI Inc	80	600	1,148
MFRI Inc	150	1,088	2,152
MFRI Inc	95	535	1,363
Miller Industries	240	4,471	4,471
Mine Safety Appliances	200	6,866	10,242
Mitcham Industries, Inc.	445	7,305	7,881
MKS Instruments, Inc.	105	2,746	3,142
MKS Instruments, Inc.	60	1,555	1,795
MKS Instruments, Inc.	40	955	1,197
Monarch Casino & Resort, Inc.	160	1,864	3,213
Monarch Casino & Resort, Inc.	65	712	1,305
Monarch Casino & Resort, Inc.	130	1,254	2,610
Monarch Casino & Resort, Inc.	80	702	1,606
National Presto Industries	60	6,208	4,830
National Presto Industries	25	2,507	2,012
National Presto Industries	45	2,999	3,622
National Presto Industries	30	2,297	2,415
Oil-Dri Corporation of America	165	3,242	6,244
Old Dominion Freight Lines	165	5,793	8,748
Pike Corp	330	4,006	3,488
Powell Industries, Inc.	10	404	670
Powell Industries, Inc.	30	1,026	2,010
Powell Industries, Inc.	50	1,747	3,349
Powell Industries, Inc.	35	1,353	2,345
RPC, Inc.	135	1,861	2,410
RPC, Inc.	45	472	803
RPC, Inc.	110	1,171	1,964
RPC, Inc.	70	849	1,250
Sanderson Farms, Inc.	80	3,722	5,786
Sanderson Farms, Inc.	20	912	1,447
Sifco Industries, Inc.	20	350	561
Sifco Industries, Inc.	245	4,281	6,877
Sifco Industries, Inc.	60	1,037	1,684
Span-America Medical	395	6,123	8,232
Stean Company	65	2,179	4,266
Sturm, Ruger & Company	276	6,890	20,173

continued on next page

FEIN 36-3100492
Morgan Dempsey
The Siragusa Foundation
December 31, 2013

Summary of Account Holdings

Issue Name	Shares	Cost	Market Value
Sturm, Ruger & Company	244	6,082	17,834
Sun Hydraulics Corp	15	471	612
Sun Hydraulics Corp	100	3,141	4,083
Sun Hydraulics Corp	45	1,257	1,837
Sun Hydraulics Corp	90	2,159	3,675
Sun Hydraulics Corp	60	1,647	2,450
Synalloy Corporation	140	1,678	2,150
Synalloy Corporation	390	4,143	5,990
Thor Industries, Inc.	100	3,872	5,523
Tootsie Roll Industries	28	766	904
Tootsie Roll Industries	11	255	345
Tootsie Roll Industries	21	459	670
Twin Disc, Inc.	210	5,468	5,437
Twin Disc, Inc.	95	2,216	2,460
Twin Disc, Inc.	45	885	1,165
Twin Disc, Inc.	20	366	518
Unit Corporation	155	7,581	8,001
Unit Corporation	50	3,081	2,581
Unit Corporation	60	2,691	3,097
Unit Corporation	125	4,986	6,452
Unit Corporation	120	5,199	6,194
Unit Corporation	95	3,849	4,904
Utah Medical Products	15	387	857
Utah Medical Products	370	9,552	21,149
Value Line, Inc.	30	397	348
Value Line, Inc.	10	119	116
Value Line, Inc.	20	262	232
Weis Markets, Inc.	55	2,598	2,891
Weis Markets, Inc.	195	7,979	10,249
Weis Markets, Inc.	25	1,090	1,314
Weis Markets, Inc.	5	222	263
Weis Markets, Inc.	35	1,473	1,840
Zep, Inc.	50	960	908
Zep, Inc.	20	334	363
Zep, Inc.	40	563	726
Zep, Inc.	25	382	454

continued on next page

FEIN 36-3100492
Morgan Dempsey
The Siragusa Foundation
December 31, 2013

Summary of Account Holdings

Issue Name	Shares	Cost	Market Value
Total Securities:		527,336	736,188
Add Cash:		20,353	20,353
Total:		547,689	756,541

FEIN 36-3100492
Neuberger
The Siragusa Foundation
December 31, 2013

Summary of Account Holdings

Issue Name	Shares	Cost	Market Value
Neuberger Berman Abs Ret Multi-Mgr I	63,225	650,000	695,472
Neuberger Berman Abs Ret Multi-Mgr I	96,057	1,000,000	1,056,623
Total Securities:		1,650,000	1,752,095
Add Cash:		-	-
Total:		1,650,000	1,752,095

FEIN 36-3100492
Riverbridge Small Cap Growth
The Siragusa Foundation
December 31, 2013

Summary of Account Holdings

Issue Name	Shares	Cost	Market Value
Advisory Board Company	215	13,510	13,689
AthenaHealth, Inc.	28	3,948	3,766
AthenaHealth, Inc.	192	25,557	25,824
Beacon Roofing Supply, Inc.	593	23,909	23,886
Cepheid	832	38,787	38,831
Cheesecake Factory, Inc.	458	22,231	22,108
Chemed Corporation	321	24,955	24,595
CoStar Group, Inc.	176	32,358	32,486
Dealertrack Technologies Inc	551	26,341	26,492
Financial Engines, Inc.	384	26,703	26,680
Fresh Market, Inc.	42	1,610	1,701
Fresh Market, Inc.	131	5,011	5,306
Gentex Corporation	696	22,995	22,954
Grand Canyon Education, Inc.	837	37,096	36,493
IPC The Hospitalist Company, Inc.	304	18,264	18,055
Landstar System, Inc.	-	-	-
Maximus, Inc.	739	32,483	32,509
Mednax, Inc.	476	25,184	25,409
Mobile Mini Inc	598	24,195	24,626
National Instruments Corporation	928	29,134	29,715
Neogen Corporation	546	25,012	24,952
Pegasystems, Inc.	363	18,130	17,852
Portfolio Recovery Associates, Inc.	588	30,576	31,070
Proassurance Corporation	-	-	-
Ritchie Bros. Auctioneers, Inc.	1,196	27,208	27,424
Rollins, Inc.	974	29,316	29,502
SPS Commerce, Inc.	366	24,767	23,900
Stratasys Ltd	170	21,379	22,899
Techne Corporation	208	19,446	19,691
Ultimate Software Group, Inc.	46	4,379	7,048
Ultimate Software Group, Inc.	4	560	613
Ultimate Software Group, Inc.	202	30,460	30,950
United Natural Foods, Inc.	330	25,241	24,879
United Natural Foods, Inc.	60	2,391	4,523
United Natural Foods, Inc.	3	129	226

continued on next page

FEIN 36-3100492
Riverbridge Small Cap Growth
The Siragusa Foundation
December 31, 2013

Summary of Account Holdings

Issue Name	Shares	Cost	Market Value
Total Securities:		693,266	700,654
Add Cash:		32,404	32,404
Total:		725,670	733,058

FEIN 36-3100492
Schafer Cullen
The Siragusa Foundation
December 31, 2013

Summary of Account Holdings

Issue Name	Shares	Cost	Market Value
3M Co	301	26,067	42,215
3M Co	560	41,822	78,540
Altria Group Inc.	1,450	34,590	55,666
Altria Group Inc.	1,876	48,594	72,020
AstraZeneca PLC	418	21,265	24,817
AstraZeneca PLC	1,710	74,186	101,523
AT&T Inc	990	28,538	34,808
AT&T Inc	1,850	52,173	65,046
BCE Inc	1,206	55,636	52,208
BCE Inc	1,861	82,013	80,563
Boeing Co	373	24,728	50,911
Boeing Co	670	41,540	91,448
Chevron Corp	430	34,937	53,711
Chevron Corp	620	55,813	77,444
Cisco Systems Inc	1,398	34,244	31,357
Cisco Systems Inc	3,830	73,401	85,907
ConocoPhillips	610	26,591	43,096
ConocoPhillips	940	45,264	66,411
ConocoPhillips	500	27,293	35,325
Diageo PLC	55	6,757	7,283
Diageo PLC	100	12,282	13,242
Diageo PLC	100	12,282	13,242
Diageo PLC	493	34,217	65,283
Diamond Offshore Drilling, Inc.	368	25,937	20,947
Diamond Offshore Drilling, Inc.	736	50,447	41,893
Diamond Offshore Drilling, Inc.	326	22,045	18,556
Diamond Offshore Drilling, Inc	221	15,123	12,579
Dominion Resources Inc	690	30,258	44,636
Dominion Resources Inc	665	33,601	43,019
E.I. du Pont de Nemours & Company	448	19,922	29,107
E.I. du Pont de Nemours & Company	1,310	54,043	85,111
Eli Lilly and Company	499	28,156	25,449
Eli Lilly and Company	970	35,151	49,470
Eli Lilly and Company	427	15,612	21,777
General Electric Co	677	10,868	18,976
General Electric Co	4,000	61,325	112,120
Genuine Parts Company	525	23,317	43,675

continued on next page

FEIN 36-3100492
Schafer Cullen
The Siragusa Foundation
December 31, 2013

Summary of Account Holdings

Issue Name	Shares	Cost	Market Value
Genuine Parts Company	712	35,815	59,231
HCP Inc	11	511	400
HCP Inc	1,000	46,444	36,320
HCP Inc	300	13,933	10,896
HCP Inc	415	14,844	15,073
HCP Inc	1,660	58,753	60,291
Health Care REIT, Inc.	630	30,022	33,749
Health Care REIT, Inc.	872	41,613	46,713
HSBC Holdings PLC	1,415	54,907	78,009
Intel Corp	1,600	30,119	41,528
Intel Corp	2,450	54,031	63,590
Intel Corp	1,150	26,307	29,848
Johnson & Johnson	570	35,086	52,206
Johnson & Johnson	834	52,196	76,386
JPMorgan Chase & Co	1,082	49,417	63,275
JPMorgan Chase & Co	445	18,230	26,024
Kimberly-Clark Corporation	540	35,222	56,408
Kimberly-Clark Corporation	509	35,986	53,170
Kraft Foods Group Inc	400	12,838	21,564
Kraft Foods Group Inc	616	21,849	33,209
Merck & Co Inc	2,780	86,333	139,139
MetLife Inc	1,443	55,408	77,807
MetLife Inc	686	31,221	36,989
Microsoft Corporation	840	20,034	31,424
Microsoft Corporation	495	13,575	18,518
Microsoft Corporation	2,515	63,361	94,086
NextEra Energy Inc	650	35,076	55,653
NextEra Energy Inc	725	39,262	62,074
Philip Morris International, Inc.	540	29,870	47,050
Philip Morris International, Inc.	642	41,241	55,937
Raytheon Company	915	48,442	82,990
Raytheon Company	1,045	55,210	94,782
Royal Dutch Shell PLC	450	32,532	33,800
Royal Dutch Shell PLC	1,000	62,346	75,110
Royal Dutch Shell PLC	200	14,328	15,022
Travelers Companies, Inc.	808	66,618	73,156
Travelers Companies, Inc.	943	44,898	85,379

continued on next page

FEIN 36-3100492
Schafer Cullen
The Siragusa Foundation
December 31, 2013

Summary of Account Holdings

Issue Name	Shares	Cost	Market Value
Unilever NV	1,000	29,668	40,230
Unilever NV	1,410	44,067	56,724
Vodafone Group PLC	555	15,680	21,817
Vodafone Group PLC	1,500	38,062	58,965
Vodafone Group PLC	2,050	51,729	80,586
Total Securities:		2,907,127	4,004,509
Add Cash:		306,981	306,981
Total:		3,214,108	4,311,490

FEIN 36-3100492
Tirschwell & Loewy
The Siragusa Foundation
December 31, 2013

Summary of Account Holdings

Issue Name	Shares	Cost	Market Value
3M Co	2,500	185,929	350,625
Analog Devices Inc	8,900	14,916	453,277
Biogen Idec Inc	20	70	5,591
Biogen Idec Inc	3,480	167,934	972,911
Brown-Forman Corporation	500	16,338	37,785
Brown-Forman Corporation	4,000	130,701	302,280
Brown-Forman Corporation	1,500	51,564	113,355
Citrix Systems, Inc.	500	29,226	31,625
Citrix Systems, Inc.	3,000	185,938	189,750
Coca-Cola Femsa, S.A.B. de C.V.	4,500	29,127	547,965
Cognex Corporation	6,000	90,871	229,080
Danaher Corporation	3,000	164,136	231,600
Grupo Televisa, S.A.B.	4,400	26,898	133,144
Grupo Televisa, S.A.B.	4,000	23,585	121,040
Henry Schein, Inc.	3,000	112,847	342,780
Henry Schein, Inc.	1,000	53,209	114,260
iShares MSCI Hong Kong	5,000	65,200	103,000
Rockwell Collins, Inc.	1,000	1,556	73,920
Schlumberger NV	2,000	99,955	180,220
Schlumberger NV	1,000	61,560	90,110
State Street Corp	1,800	71,915	132,102
State Street Corp	500	19,976	36,695
State Street Corp	500	19,976	36,695
State Street Corp	200	7,987	14,678
State Street Corp	1,000	45,168	73,390
Stratasys Ltd	4,000	292,040	538,800
Stratasys Ltd	2,000	146,020	269,400
Syngenta AG	2,000	105,154	159,880
Syngenta AG	1,000	43,740	79,940
Tiffany & Co.	3,700	150,626	343,286
Trimble Navigation Ltd.	6,000	167,706	208,200
Total Securities:		2,581,869	6,517,384
Add Cash:		407,479	407,479
Total:		2,989,348	6,924,863

continued on next page

FEIN 36-3100492
Wentworth, Hauser & Violich
The Siragusa Foundation
December 31, 2013

Summary of Account Holdings

Issue Name	Shares	Cost	Market Value
ACE Ltd	393	35,282	40,687
ACE Ltd	217	20,162	22,466
ACE Ltd	68	6,878	7,040
ARM Holdings PLC	520	25,247	28,460
ARM Holdings PLC	297	14,039	16,255
ASML Holding NV	406	31,318	38,042
ASML Holding NV	384	34,507	35,981
Asos PLC	285	17,137	29,925
Asos PLC	163	15,527	17,115
BRF SA	891	21,658	18,595
BRF SA	365	7,943	7,618
BRF SA	1,018	22,892	21,246
Canadian National Railway Co	48	2,396	2,737
Canadian National Railway Co	464	26,017	26,457
Canadian National Railway Co	200	4,007	11,404
Canadian National Railway Co	450	9,015	25,659
Canadian Pacific Railway Ltd	291	35,347	44,034
Canadian Pacific Railway Ltd	134	19,929	20,277
Coca-Cola Enterprises Inc	798	29,718	35,216
Coca-Cola Enterprises Inc	592	24,741	26,125
Core Laboratories N.V.	103	14,937	19,668
Core Laboratories N.V.	121	22,874	23,105
Core Laboratories N.V.	70	2,225	13,366
Covidien PLC	492	29,003	33,505
Covidien PLC	368	22,199	25,061
Covidien PLC	87	5,813	5,925
Fanuc Corp	1,044	26,807	32,061
Fanuc Corp	759	21,458	23,309
Industria De Diseno Textil SA	1,119	30,954	36,949
Industria De Diseno Textil SA	767	23,763	25,326
Jeronimo Martins	370	17,454	14,497
Jeronimo Martins	408	16,370	15,985
Lazard Ltd	888	29,068	40,244
Lazard Ltd	479	20,169	21,708
LVMH Moet Hennessy Louis Vuitton SA	562	19,915	20,569
LVMH Moet Hennessy Louis Vuitton SA	413	15,612	15,116
Mercadolibre, Inc.	173	17,759	18,648

continued on next page

FEIN 36-3100492
Wentworth, Hauser & Violich
The Siragusa Foundation
December 31, 2013

Summary of Account Holdings

Issue Name	Shares	Cost	Market Value
Mercadolibre, Inc.	189	21,042	20,372
Nestle SA	282	19,374	20,752
Nestle SA	107	7,855	7,874
Nestle SA	500	9,895	36,795
Novo Nordisk A/S	160	27,454	29,562
Novo Nordisk A/S	55	10,002	10,162
Novo Nordisk A/S	165	28,483	30,485
Novozymes	775	26,945	32,752
Novozymes	627	23,816	26,497
Perrigo Company	238	30,699	36,523
Perrigo Company	135	20,860	20,717
Sensata Technologies Holding N.V.	740	25,774	28,690
Sensata Technologies Holding N.V.	645	24,479	25,007
SGS Ltd.	1,480	35,499	33,996
SGS Ltd.	105	2,454	2,412
SGS Ltd.	873	20,219	20,053
SGS Ltd.	715	15,617	16,424
Shoprite Holdings Ltd	1,252	24,216	19,719
Shoprite Holdings Ltd	834	14,529	13,136
Sun Art Retail Group Ltd	2,097	33,229	29,966
Sun Art Retail Group Ltd	1,619	24,481	23,136
Svenska Cellulosa AB	1,138	29,256	35,141
Svenska Cellulosa AB	833	24,027	25,723
Sysmex Corporation	628	20,011	18,643
Sysmex Corporation	539	17,758	16,001
Taiwan Semiconductor Manufacturing Co Ltd	1,861	36,297	32,456
Taiwan Semiconductor Manufacturing Co Ltd	741	12,019	12,923
Taiwan Semiconductor Manufacturing Co Ltd	723	12,789	12,609
Taiwan Semiconductor Manufacturing Co Ltd	1,351	22,904	23,561
Tencent Holdings Ltd.	653	23,124	42,066
Tencent Holdings Ltd.	444	24,336	28,602
Wal - Mart de Mexico, S.A.B. de C.V.	757	24,398	19,773
Wal - Mart de Mexico, S.A.B. de C.V.	785	20,114	20,507
Total Securities:		1,454,095	1,633,416
Add Cash:		56,862	56,862
Total:		1,510,957	1,690,278

continued on next page

FORM 990-PF

OTHER ASSETS

STATEMENT 11

DESCRIPTION	BEGINNING OF YR BOOK VALUE	END OF YEAR BOOK VALUE	FAIR MARKET VALUE
PURCHASED INTEREST	1,231.	430.	430.
REDEMPTION RECEIVABLE	2,693,695.	0.	0.
TO FORM 990-PF, PART II, LINE 15	2,694,926.	430.	430.

FORM 990-PF

PART VIII - LIST OF OFFICERS, DIRECTORS
TRUSTEES AND FOUNDATION MANAGERS

STATEMENT 12

NAME AND ADDRESS	TITLE AND AVRG HRS/WK	COMPEN- SATION	EMPLOYEE BEN PLAN CONTRIB	EXPENSE ACCOUNT
ALEXANDER C. SIRAGUSA THE SIRAGUSA FOUNDATION 1 EAST WACKER, SUITE 2910 CHICAGO, IL 60601-1474	DIRECTOR 0.16	0.	0.	1,431.
ALISA PERROTTE THE SIRAGUSA FOUNDATION 1 EAST WACKER, SUITE 2910 CHICAGO, IL 60601-1474	DIRECTOR 0.16	0.	0.	65.
IRENE PHELPS THE SIRAGUSA FOUNDATION 1 EAST WACKER, SUITE 2910 CHICAGO, IL 60601-1474	PRESIDENT/DIRECTOR 50.00	140,000.	16,945.	190.
ISABEL K. SIRAGUSA THE SIRAGUSA FOUNDATION 1 EAST WACKER, SUITE 2910 CHICAGO, IL 60601-1474	DIRECTOR 0.08	0.	0.	0.
JAMES DURKAN THE SIRAGUSA FOUNDATION 1 EAST WACKER, SUITE 2910 CHICAGO, IL 60601-1474	DIRECTOR 0.16	0.	0.	123.
JOHN E. HICKS, JR. THE SIRAGUSA FOUNDATION 1 EAST WACKER, SUITE 2910 CHICAGO, IL 60601-1474	CHAIR 0.25	0.	0.	5,142.

THE SIRAGUSA FOUNDATION

36-3100492

JOHN R. SIRAGUSA III
THE SIRAGUSA FOUNDATION 1 EAST
WACKER, SUITE 2910
CHICAGO, IL 60601-1474

TREASURER/DIRECTOR

0.16 0. 0. 0.

MELVYN H. SCHNEIDER
THE SIRAGUSA FOUNDATION 1 EAST
WACKER, SUITE 2910
CHICAGO, IL 60601-1474

DIRECTOR

0.16 0. 0. 959.

ROSS D. SIRAGUSA, III
THE SIRAGUSA FOUNDATION 1 EAST
WACKER, SUITE 2910
CHICAGO, IL 60601-1474

DIRECTOR

0.16 0. 0. 4,378.

SINCLAIR C. SIRAGUSA
THE SIRAGUSA FOUNDATION 1 EAST
WACKER, SUITE 2910
CHICAGO, IL 60601-1474

SECRETARY/DIRECTOR

0.16 0. 0. 0.

ANDREW PERROTTE
THE SIRAGUSA FOUNDATION 1 EAST
WACKER, SUITE 2910
CHICAGO, IL 60601-1474

DIRECTOR

0.16 0. 0. 0.

TOTALS INCLUDED ON 990-PF, PAGE 6, PART VIII

140,000.

16,945.

12,288.

The Siragusa Foundation
2013 Grants List without Matching Gifts
Form 990 PF, Part XV
For the Year Ended December 31, 2013
FEIN: 36-3100492

Organization Name	Organization Address	Grant Amount
3Arts, Inc.	180 N. Michigan Ave . #305 Chicago, IL 60601	15,000
A Safe Haven Foundation	2750 West Roosevelt Road Chicago, IL 60608	10,000
Adler Planetarium & Astronomy Museum	1300 South Lake Shore Drive Chicago, IL 60605	10,000
AIDS Foundation of Chicago	200 W. Jackson, Suite 2200 Chicago, IL 60606	7,500
Albany Park Theater Project	PO Box 25072 Chicago, IL 60625	5,000
Alliance for the Great Lakes	150 N. Michigan Ave., Suite 700 Chicago, IL 60601	7,500
Alzheimer's Association, Inc.	8430 West Bryn Mawr, Ste. 800 Chicago, IL 60631	2,500
American Brain Tumor Association	8550 W. Bryn Mawr, Suite 550 Chicago, IL 60631	5,000
American Indian College Fund	8333 Greenwood Blvd. Denver, CO 80221-4488	15,000
The Art Institute of Chicago	111 South Michigan Avenue Chicago, IL 60603-6404	20,000
The Art Institute of Chicago	111 South Michigan Avenue Chicago, IL 60603-6404	7,500
The Art Institute of Chicago	111 South Michigan Avenue Chicago, IL 60603-6404	1,000
Arts & Business Council of Chicago	70 East Lake, Suite 1200 Chicago, IL 60601-5907	5,000
The Associated Colleges of Illinois	70 E. Lake St., #1418 Chicago, IL 60601	10,000
Association of Small Foundations	1720 N Street, NW Washington,, DC 20036	2,500
The Big Shoulders Fund	212 W. Van Buren, Suite 900 Chicago, IL 60607	5,000
Boys & Girls Clubs of Chicago	550 W Van Buren Street, Suite 350 Chicago, IL 60607	5,000
Boys Hope Girls Hope	1100 N. Laramie Avenue Wilmette, IL 60091	7,500
Breakthrough Sacramento	2636 Latham Drive Sacramento, CA 95864	10,000
BUILD	5100 West Harrison Street Chicago, IL 60644	7,500
Cabrini Connections	800 West Huron Chicago, IL 60642	5,000
Career Resource Center, Inc.	40 East Old Mill Road, Suite 105 Lake Forest, Ill 60045	5,000
Catholic Theological Union	5401 S. Cornell Avenue Chicago, IL 60615-5698	1,000
Catholic Theological Union	5401 S. Cornell Avenue Chicago, IL 60615-5698	5,000

The Siragusa Foundation
2013 Grants List without Matching Gifts
Form 990 PF, Part XV
For the Year Ended December 31, 2013
FEIN: 36-3100492

Organization Name	Organization Address	Grant Amount
CeaseFire Illinois	1603 West Taylor Street, 10th Floor, MC 923, Chicago, IL 60612	5,000
The Center for Disability and Elder Law	79 W. Monroe St., Ste 919 Chicago, IL 60603	5,000
Chicago Botanic Garden	1000 Lake Cook Road Glencoe, IL 60022	10,000
Chicago Children's Choir	78 E Washington St, 5th Floor Chicago, IL 60602-4801	5,000
The Chicago High School for the Arts	521 East 35th Street Chicago, IL 60616	7,000
Chicago History Museum	1601 North Clark Street Chicago, IL 60614-6038	5,000
The Chicago Lighthouse	1850 West Roosevelt Road Chicago, IL 60608-1298	5,000
Chicago Opera Theater	70 East Lake Street, Suite 415 Chicago, Ill 60601	5,000
Chicago Shakespeare Theater	800 East Grand Avenue on Navy Pier Chicago, IL 60611	5,000
Chicago Sinfonietta	70 East Lake Street, Suite 226 Chicago, IL 60601	5,000
Chicago Symphony Orchestra	220 South Michigan Avenue Chicago, IL 60604	7,500
Chicago Volunteer Legal Services Foundation	33 N Dearborn Street Suite 400 Chicago, IL 60602	5,000
Chicago Women in Philanthropy	216 W. Jackson Blvd., Suite 625 Chicago, IL 60606	500
Children's Home & Aid Society of Illinois	125 South Wacker Drive, 14th Floor Chicago, IL 60606	7,500
Children's Hospital of Chicago Foundation (Lurie)	225 East Chicago Avenue Chicago, IL 60611	10,000
Christ the King Jesuit College Preparatory School	5088 West Jackson Blvd. Chicago, IL 60644	5,000
Connections for Abused Women and their Children	1116 N. Kedzie, 5th Floor Chicago, IL 60651	7,500
Court Appointed Special Advocates of Cook County	910 West Van Buren PO Box #339 Chicago, IL 60607	5,000
The Cove School	350 Lee Road Northbrook, IL 60062-1521	7,500
The Cradle	2049 Ridge Avenue Evanston, IL 60201-2713	10,000
Cristo Rey Jesuit High School	1852 West 22nd Place Chicago, IL 60608	5,000
Donors Forum	208 S. LaSalle, Suite 1540 Chicago, IL 60604	2,049
Donors Forum	208 S. LaSalle, Suite 1540 Chicago, IL 60604	3,500

The Siragusa Foundation
2013 Grants List without Matching Gifts
Form 990 PF, Part XV
For the Year Ended December 31, 2013
FEIN: 36-3100492

Organization Name	Organization Address	Grant Amount
Elmhurst College	190 Prospect Avenue Elmhurst, IL 60126-3296	20,000
The Emergency Fund	651 W. Washington, Suite 504 Chicago, IL 60661	7,500
Exceptional Children's Foundation	8740 Washington Blvd Culver City, CA 90232	7,500
Executive Service Corps of Chicago	25 East Washington, Suite 1500 Chicago, IL 60602-1804	5,000
The Field Museum	1400 South Lake Shore Drive Chicago, IL 60605-2496	10,000
Foundation for Hearing and Speech Rehabilitation	2423 West Bertau Chicago, IL 60618	5,000
Friends of the Chicago River	411 South Wells Street, Suite 800 Chicago, IL 60607	7,500
The Goodman Theatre	170 North Dearborn Street Chicago, IL 60601-3205	7,500
Greater Chicago Food Depository	4100 West Ann Lurie Place Chicago, IL 60632	10,000
Grow Your Own Illinois	820 West Jackson, Suite 330 Chicago, IL 60607	5,000
The Hadley School for the Blind	700 Elm Street Winnetka, IL 60093	7,500
HarborQuest, Inc.	14 E. Jackson Blvd., Suite 1210 Chicago, IL 60604	7,500
Harris Theater for Music and Dance	205 East Randolph Dr. Chicago, IL 60601	7,500
Healthy Schools Campaign	175 N. Franklin, Suite 300 Chicago, IL 60606	7,500
Heartland Health Outreach	Resource Development 5543 N. Broadway Ave. Chicago, IL 60640	5,000
Hispanic Scholarship Fund	Main Office 1411 W. 190th Street, Suite 325 Gardenia, CA 90248	5,750
Holy Name Cathedral	730 North Wabash Avenue Chicago, IL 60611	7,500
Housing Opportunities and Maintenance for the Elderly	1419 W. Carroll Ave., Flr 2 Chicago, IL 60607	7,500
Howard Brown Health Center	4025 North Sheridan Road Chicago, IL 60613	5,000
Hubbard Street Dance Company	1147 West Jackson Boulevard Chicago, IL 60607-2905	7,500
Illinois Wesleyan University	Post Office Box 2900 Bloomington, IL 61702-2900	20,000
Infant Welfare Society of Chicago	3600 West Fullerton Chicago, IL 60647	7,500
The Joffrey Ballet of Chicago	10 East Randolph Street Chicago, IL 60601	7,500

The Siragusa Foundation
2013 Grants List without Matching Gifts
Form 990 PF, Part XV
For the Year Ended December 31, 2013
FEIN: 36-3100492

Organization Name	Organization Address	Grant Amount
John G. Shedd Aquarium	1200 S. Lake Shore Drive Chicago, IL 60605	20,000
John G. Shedd Aquarium	1200 S. Lake Shore Drive Chicago, IL 60605	7,500
Juvenile Protective Association	1707 North Halsted Street Chicago, IL 60614	7,500
Keshet	617 Landwehr Rd Northbrook, IL 60062	5,000
Ladder Up	233 S. Wacker #400 Chicago, IL 60606-6405	5,000
Lincoln Park Zoo	2001 North Clark Street Chicago, IL 60614	20,000
Lincoln Park Zoo	2001 North Clark Street Chicago, IL 60614	17,000
Lincoln Park Zoo	2001 North Clark Street Chicago, IL 60614	7,500
Literature for All of Us	2010 Dewey Avenue, 2nd Floor Evanston, IL 60201	2,500
Little Brothers Friends of the Elderly	355 North Ashland Avenue Chicago, IL 60607-1019	5,000
Little Sisters of the Poor	2325 North Lakewood Avenue Chicago, IL 60614-3193	7,500
Lookingglass Theater Company	875 N. Michigan Ave., Suite 2200 Chicago, IL 60611	7,500
Loyola Academy	1100 Laramie Avenue Wilmette, IL 60091-1089	10,000
Loyola University Chicago	Water Tower Campus 820 North Michigan Avenue, Suite 1512 Chicago, IL 60611	15,000
Lyric Opera of Chicago	20 North Wacker Drive, Suite 860 Chicago, IL 60606	7,500
Marillac Social Center	212 South Francisco Ave Chicago, IL 60612	5,000
Mayo Foundation	200 First Street SW Rochester, MN 55905	15,000
Mercy Home for Boys & Girls	1140 W. Jackson Boulevard Chicago, IL 60607	5,000
Mercy Housing Lakefront	120 S. LaSalle, Suite 1850 Chicago, IL 60603	7,500
Merit School of Music	Joy Faith Knapp Music Center 38 South Peoria Chicago, IL 60607	7,500
Midtown Educational Foundation	718 South Loomis Street Chicago, IL 60607	5,000
Miss Hall's School	492 Holmes Road Pittsfield, MA 01202-1166	5,000
Museum of Contemporary Art	220 E. Chicago Avenue Chicago, IL 60611	7,500

The Siragusa Foundation
2013 Grants List without Matching Gifts
Form 990 PF, Part XV
For the Year Ended December 31, 2013
FEIN: 36-3100492

Organization Name	Organization Address	Grant Amount
Museum of Science and Industry	57th Street and Lake Shore Dr. Chicago, IL 60637-2093	10,000
Music Institute of Chicago	1702 Sherman Avenue Evanston, IL 60201	5,000
National Center for Family Philanthropy	1101 Connecticut Avenue, NW, Suite 220 Washington, DC 20036	1,000
Neighborhood Writing Alliance	1313 East 60th Street, Suite 238 Chicago, Ill 60637	5,000
Neumann Family Services	5547 North Ravenswood Street Chicago, IL 60640-1199	5,000
The Newberry Library	60 West Walton Street Chicago, IL 60610-3380	7,500
The Newberry Library	60 West Walton Street Chicago, IL 60610-3380	20,000
The Night Ministry	4711 North Ravenswood Avenue Chicago, IL 60640-4407	7,500
North Chicago Community Partners	855 Skokie Highway, Suite E Lake Bluff, IL 60044	20,000
The Northwestern Memorial Foundation	Galter Pavilion 251 East Huron Street, Suite 3-200 Chicago, IL 60611-2908	32,000
Northwestern University	Office of Foundation Relations 1800 Sheridan Road Evanston, IL 60208-1800	20,000
Northwestern University Kellogg School of Management	Donald P. Jacobs Center 2001 Sheridan Road Evanston, IL 60208-2001	5,000
Northwestern University Settlement Association	1400 W Augusta Blvd Chicago, IL 60642-3939	5,000
Openlands	25 East Washington Street, Suite 1650 Chicago, Ill 60602-1708	7,500
Project Exploration	4511 South Evans Chicago, IL 60653	5,000
Rehabilitation Institute of Chicago	345 East Superior Street Chicago, IL 60611	5,000
The Renaissance Society	5811 South Ellis Avenue Chicago, IL 60637	5,000
Resurrection Development Foundation	200 South Wacker Drive Suite 1100 Chicago, IL 60606	7,500
Roosevelt University	Office of Institutional Advancement 430 South Michigan Avenue. 827 Chicago, IL 60605-1394	20,000
Rush University	1700 W. Van Buren, Suite 250 Chicago, IL 60612	10,000
Sacred Heart Schools	6250 N. Sheridan Road Chicago, IL 60660-1730	750
The Salvation Army	5040 N. Pulaski Road Chicago, IL 60630-2788	7,500

The Siragusa Foundation
2013 Grants List without Matching Gifts
Form 990 PF, Part XV
For the Year Ended December 31, 2013
FEIN: 36-3100492

Organization Name	Organization Address	Grant Amount
The School of the Art Institute of Chicago	37 South Wabash Avenue Chicago, IL 60603	20,000
SHORE Community Services, Inc.	4232 Dempster Street Skokie, IL 60076	7,500
Silk Road Rising	6 East Monroe Street, Suite 801 Chicago, IL 60603	5,000
Sit Stay Read!	811 West Evergreen, Suite #202 Chicago, IL 60642	2,000
Soil Born Farm Urban Agriculture Project	Po Box 661175 Sacramento, CA 95866-1175	5,000
St Ignatius College Prep	1076 West Roosevelt Road Chicago, IL 60608-1594	10,000
St. Vincent DePaul Center	2145 N. Halsted St. Chicago, IL 60614-4366	5,000
Steppenwolf Theatre Company	758 W. North Ave , 4th Floor Chicago, IL 60610	7,500
Sunlight African Community Center	4538 N. Broadway Chicago, IL 60640	5,000
Taproot Foundation	205 W. Randolph St., Suite 1220 Chicago, IL 60606	7,500
The Trust for Public Land	Chicago Area Office 120 South LaSalle St , #2000 Chicago, IL 60603	16,667
Tuesday's Child	c/o Gordon Tech High School 3633 N. Callifornia Avenue Chicago, IL 60618	7,500
Umoja Student Development Corporation	954 West Washington Suite 225 Chicago, IL 60607	7,500
The United Negro College Fund	105 W. Adams Street, Suite 2400 Chicago, IL 60603	20,000
United Service Organizations of Illinois, Inc.	333 S. Wabash Ave , 16th Floor Chicago, IL 60604	7,500
The University of Chicago	5801 South Ellis Avenue Chicago, IL 60637	20,000
Urban Gateways	205 W. Randolph St., Suite 1700 Chicago, IL 60606-1814	5,000
WestPoint Fellowship Inc.	P.O. Box 53547 Chicago, IL 60653	5,000
The Wetlands Initiative	53 West Jackson Boulevard, ste 1015 Chicago, IL 60604-3703	7,500
Woodlands Academy of the Sacred Heart	760 East Westleigh Road Lake Forest, IL 60045-3298	10,000
WTTW Channel 11	5400 N. St. Louis Avenue Chicago, IL 60625-4698	5,000
YMCA of Metropolitan Chicago	801 North Dearborn Chicago, IL 60610	5,000
Total 2013 Grants List without Matching Gifts:		<u>1,100,216</u>

The Siragusa Foundation
2014 Grants Approved for Future Payment
Form 990 PF, Part XV
For the Year Ended December 31, 2013
FEIN: 36-3100492

Organization Name	Organization Address	Grant Amount
3Arts, Inc.	180 N. Michigan Ave., #305 Chicago, IL 60601	15,000
A Safe Haven Foundation	2750 West Roosevelt Road Chicago, IL 60608	15,000
Adler Planetarium & Astronomy Museum	1300 South Lake Shore Drive Chicago, IL 60605	10,000
AIDS Foundation of Chicago	200 W. Jackson, Suite 2200 Chicago, IL 60606	7,500
Albany Park Theater Project	PO Box 25072 Chicago, IL 60625	5,000
Alliance for the Great Lakes	150 N. Michigan Ave., Suite 700 Chicago, IL 60601	7,500
Alzheimer's Association, Inc.	8430 West Bryn Mawr, Ste. 800 Chicago, IL 60631	2,500
American Brain Tumor Association	8550 W. Bryn Mawr, Suite 550 Chicago, IL 60631	5,000
American Indian College Fund	8333 Greenwood Blvd. Denver, CO 80221-4488	15,000
The Art Institute of Chicago	111 South Michigan Avenue Chicago, IL 60603-6404	20,000
The Art Institute of Chicago	111 South Michigan Avenue Chicago, IL 60603-6404	7,500
Arts & Business Council of Chicago	70 East Lake, Suite 1200 Chicago, IL 60601-5907	5,000
The Associated Colleges of Illinois	70 E. Lake St., #1418 Chicago, IL 60601	10,000
The Big Shoulders Fund	212 W. Van Buren, Suite 900 Chicago, IL 60607	5,000
Boys & Girls Clubs of Chicago	550 W. Van Buren Street, Suite 350 Chicago, IL 60607	5,000
Boys Hope Girls Hope	1100 N. Laramie Avenue Wilmette, IL 60091	7,500
Breakthrough Sacramento	2636 Latham Drive Sacramento, CA 95864	10,000
BUILD	5100 West Harrison Street Chicago, IL 60644	7,500
Cabrini Connections	800 West Huron Chicago, IL 60642	5,000
Career Resource Center, Inc.	40 East Old Mill Road, Suite 105 Lake Forest, Ill 60045	5,000
Catholic Theological Union	5401 S. Cornell Avenue Chicago, IL 60615-5698	5,000
CeaseFire Illinois	1603 West Taylor Street, 10th Floor, MC 923, Chicago, IL 60612	5,000
The Center for Disability and Elder Law	79 W. Monroe St., Ste 919 Chicago, IL 60603	5,000

The Siragusa Foundation
2014 Grants Approved for Future Payment
Form 990 PF, Part XV
For the Year Ended December 31, 2013
FEIN: 36-3100492

Organization Name	Organization Address	Grant Amount
Chicago Botanic Garden	1000 Lake Cook Road Glencoe, IL 60022	10,000
Chicago Children's Choir	78 E Washington St, 5th Floor Chicago, IL 60602-4801	5,000
The Chicago High School for the Arts	521 East 35th Street Chicago, IL 60616	7,000
Chicago History Museum	1601 North Clark Street Chicago, IL 60614-6038	5,000
The Chicago Lighthouse	1850 West Roosevelt Road Chicago, IL 60608-1298	7,500
Chicago Opera Theater	70 East Lake Street, Suite 415 Chicago, Ill 60601	7,500
Chicago Shakespeare Theater	800 East Grand Avenue on Navy Pier Chicago, IL 60611	5,000
Chicago Sinfonietta	70 East Lake Street, Suite 226 Chicago, IL 60601	5,000
Chicago Symphony Orchestra	220 South Michigan Avenue Chicago, IL 60604	7,500
Chicago Volunteer Legal Services Foundation	33 N Dearborn Street, Suite 400 Chicago, IL 60602	5,000
Chicago Women in Philanthropy	216 W. Jackson Blvd., Suite 625 Chicago, IL 60606	500
Children's Home & Aid Society of Illinois	125 South Wacker Drive, 14th Floor Chicago, IL 60606	7,500
Children's Hospital of Chicago Foundation (Lurie)	225 East Chicago Avenue Chicago, IL 60611	10,000
Christ the King Jesuit College Preparatory School	5088 West Jackson Blvd. Chicago, IL 60644	5,000
Connections for Abused Women and their Children	1116 N. Kedzie, 5th Floor Chicago, IL 60651	7,500
Court Appointed Special Advocates of Cook County	910 West Van Buren PO Box #339	5,000
The Cove School	350 Lee Road Northbrook, IL 60062-1521	7,500
The Cradle	2049 Ridge Avenue Evanston, IL 60201-2713	10,000
Cristo Rey Jesuit High School	1852 West 22nd Place Chicago, IL 60608	5,000
Donors Forum	208 S. LaSalle, Suite 1540 Chicago, IL 60604	3,500
Donors Forum	208 S. LaSalle, Suite 1540 Chicago, IL 60604	2,500
Elmhurst College	190 Prospect Avenue Elmhurst, IL 60126-3296	20,000
The Emergency Fund	651 W. Washington, Suite 504 Chicago, IL 60661	7,500

The Siragusa Foundation
2014 Grants Approved for Future Payment
Form 990 PF, Part XV
For the Year Ended December 31, 2013
FEIN: 36-3100492

Organization Name	Organization Address	Grant Amount
Exceptional Children's Foundation	8740 Washington Blvd Culver City, CA 90232	7,500
Executive Service Corps of Chicago	25 East Washington, Suite 1500 Chicago, IL 60602-1804	5,000
Exponent Philanthropy	1720 N Street, NW Washington,, DC 20036	2,500
The Field Museum	1400 South Lake Shore Drive Chicago, IL 60605-2496	10,000
Foundation for Hearing and Speech Rehabilitation	2423 West Bertau Chicago, IL 60618	5,000
Friends of the Chicago River	411 South Wells Street, Suite 800 Chicago, IL 60607	7,500
The Goodman Theatre	170 North Dearborn Street Chicago, IL 60601-3205	7,500
Greater Chicago Food Depository	4100 West Ann Lurie Place Chicago, IL 60632	10,000
Grow Your Own Illinois	820 West Jackson, Suite 330 Chicago, IL 60607	5,000
The Hadley School for the Blind	700 Elm Street Winnetka, IL 60093	7,500
Harris Theater for Music and Dance	205 East Randolph Dr. Chicago, IL 60601	7,500
Healthy Schools Campaign	175 N. Franklin, Suite 300 Chicago, IL 60606	2,500
Healthy Schools Campaign	175 N. Franklin, Suite 300 Chicago, IL 60606	7,500
Heartland Health Outreach	Resource Development 5543 N. Broadway Ave. 730 North Wabash Avenue	5,000
Holy Name Cathedral	Chicago, IL 60611 1419 W. Carroll Ave., Flr 2	7,500
Housing Opportunities and Maintenance for the Elderly	Chicago, IL 60607 4025 North Sheridan Road	7,500
Howard Brown Health Center	Chicago, IL 60613 1147 West Jackson Boulevard	5,000
Hubbard Street Dance Company	Chicago, IL 60607-2905 Post Office Box 2900	7,500
Illinois Wesleyan University	Bloomington, IL 61702-2900 3600 West Fullerton	20,000
Infant Welfare Society of Chicago	Chicago, IL 60647 11 E. Hubbard, Suite 200	7,500
Ingenuity, Incorporated	Chicago, IL 60611 10 East Randolph Street	10,000
The Joffrey Ballet of Chicago	Chicago, IL 60601 1200 S. Lake Shore Drive	7,500
John G. Shedd Aquarium	Chicago, IL 60605	7,500

The Siragusa Foundation
2014 Grants Approved for Future Payment
Form 990 PF, Part XV
For the Year Ended December 31, 2013
FEIN: 36-3100492

Organization Name	Organization Address	Grant Amount
John G. Shedd Aquarium	1200 S. Lake Shore Drive Chicago, IL 60605	20,000
Juvenile Protective Association	1707 North Halsted Street Chicago, IL 60614	7,500
Keshet	617 Landwehr Rd Northbrook, IL 60062	5,000
Ladder Up	233 S. Wacker #400 Chicago, IL 60606-6405	5,000
Lincoln Park Zoo	2001 North Clark Street Chicago, IL 60614	7,500
Lincoln Park Zoo	2001 North Clark Street Chicago, IL 60614	16,000
Literature for All of Us	2010 Dewey Avenue, 2nd Floor Evanston, IL 60201	2,500
Little Brothers Friends of the Elderly	355 North Ashland Avenue Chicago, IL 60607-1019	5,000
Little Sisters of the Poor	2325 North Lakewood Avenue Chicago, IL 60614-3193	7,500
Lookingglass Theater Company	875 N. Michigan Ave., Suite 2200 Chicago, IL 60611	7,500
Loyola Academy	1100 Laramie Avenue Wilmette, IL 60091-1089	10,000
Loyola University Chicago	Water Tower Campus 820 North Michigan Avenue, Suite 1512	20,000
Lyric Opera of Chicago	20 North Wacker Drive, Suite 860 Chicago, IL 60606	7,500
Marillac Social Center	212 South Francisco Ave Chicago, IL 60612	5,000
Mayo Foundation	200 First Street SW Rochester, MN 55905	15,000
Mercy Home for Boys & Girls	1140 W. Jackson Boulevard Chicago, IL 60607	5,000
Mercy Housing Lakefront	120 S. LaSalle, Suite 1850 Chicago, IL 60603	7,500
Merit School of Music	Joy Faith Knapp Music Center 38 South Peoria	7,500
Midtown Educational Foundation	718 South Loomis Street Chicago, IL 60607	5,000
Museum of Contemporary Art	220 E. Chicago Avenue Chicago, IL 60611	7,500
Museum of Science and Industry	57th Street and Lake Shore Dr. Chicago, IL 60637-2093	10,000
Music Institute of Chicago	1702 Sherman Avenue Evanston, IL 60201	5,000
National Center for Family Philanthropy	1101 Connecticut Avenue, NW, Suite 220 Washington, DC 20036	1,000

The Siragusa Foundation
2014 Grants Approved for Future Payment
Form 990 PF, Part XV
For the Year Ended December 31, 2013
FEIN: 36-3100492

Organization Name	Organization Address	Grant Amount
Sit Stay Read!	811 West Evergreen, Suite #202 Chicago, IL 60642	5,000
Soil Born Farm Urban Agriculture Project	Po Box 661175 Sacramento, CA 95866-1175	5,000
St. Ignatius College Prep	1076 West Roosevelt Road Chicago, IL 60608-1594	10,000
St. Vincent DePaul Center	2145 N. Halsted St. Chicago, IL 60614-4366	5,000
Steppenwolf Theatre Company	758 W North Ave , 4th Floor Chicago, IL 60610	7,500
Sunlight African Community Center	4538 N. Broadway Chicago, IL 60640	5,000
Taproot Foundation	205 W. Randolph St , Suite 1220 Chicago, IL 60606	7,500
The Trust for Public Land	Chicago Area Office 120 South LaSalle St., #2000	16,667
Tuesday's Child	c/o Gordon Tech High School 3633 N Callifornia Avenue	7,500
Umoja Student Development Corporation	954 West Washington Suite 225	7,500
The United Negro College Fund	105 W. Adams Street, Suite 2400 Chicago, IL 60603	20,000
United Service Organizations of Illinois, Inc.	333 S. Wabash Ave , 16th Floor Chicago, IL 60604	7,500
The University of Chicago	5801 South Ellis Avenue Chicago, IL 60637	20,000
Urban Gateways	205 W. Randolph St., Suite 1700 Chicago, IL 60606-1814	7,500
WestPoint Fellowship Inc.	P.O. Box 53547 Chicago, IL 60653	7,500
The Wetlands Initiative	53 West Jackson Boulevard, ste 1015 Chicago, IL 60604-3703	7,500
Woodlands Academy of the Sacred Heart	760 East Westleigh Road Lake Forest, IL 60045-3298	10,000
WTTW Channel 11	5400 N. St. Louis Avenue Chicago, IL 60625-4698	5,000
YMCA of Metropolitan Chicago	801 North Dearborn Chicago, IL 60610	5,000
Total 2014 Grants Approved for Future Payment:		\$ 1,094,917

2013 DEPRECIATION AND AMORTIZATION REPORT

FORM 990-PF PAGE 1

990-PF

Asset No	Description	Date Acquired	Method	Life	Line No	Unadjusted Cost Or Basis	Bus % Excl	Reduction In Basis	Basis For Depreciation	Accumulated Depreciation	Current Sec 179	Current Year Deduction
5	CHAIR	092999SL	7.00	16		799.			799.	799.		0.
7	SOFTWARE	031599SL	3.00	16		1,260.			1,260.	1,260.		0.
11	OFFICE FURNITURE	111501SL	7.00	16		16,341.			16,341.	16,339.		0.
12	TELEPHONE EQUIP	111001SL	5.00	16		699.			699.	699.		0.
14	REFRIG & MICROWAVE	112601SL	7.00	16		276.			276.	273.		0.
15	OFFICE EQUIPMENT	041502SL	5.00	16		5,785.			5,785.	5,785.		0.
16	OFFICE FURNITURE	040102SL	7.00	16		10,145.			10,145.	10,145.		0.
18	FURNITURE & FIXT	030103SL	7.00	16		6,475.			6,475.	6,475.		0.
21	FURNITURE & FIXT	061503SL	7.00	16		1,895.			1,895.	1,895.		0.
22	COMPUTER SOFTWARE	052804SL	3.00	16		1,503.			1,503.	1,503.		0.
23	COMPUTER SOFTWARE	093004SL	3.00	16		1,830.			1,830.	1,830.		0.
35	COMPUTER & EQUIP	041607SL	5.00	16		7,110.			7,110.	7,110.		0.
36	COMPUTER & EQUIP	071607SL	5.00	16		5,500.			5,500.	5,500.		0.
47	COMPUTER SOFTWARE	030708SL	3.00	16		2,000.			2,000.	2,000.		0.
48	FURNITURE & FIXT	050108SL	7.00	16		3,008.			3,008.	2,006.		430.
49	FURNITURE & FIXT	052808SL	7.00	16		3,008.			3,008.	1,971.		430.
50	FURNITURE & FIXT	070108SL	7.00	16		3,143.			3,143.	2,021.		449.
51	FURNITURE & FIXT	111408SL	7.00	16		10,134.			10,134.	6,033.		1,448.

328102
05-01-13

(D) - Asset disposed

* ITC, Section 179, Salvage, Bonus, Commercial Revitalization Deduction

Caution: Forms printed from within Adobe Acrobat products may not meet IRS or state taxing agency specifications. When using Acrobat 5.x products, uncheck the "Shrink oversized pages to paper size" and uncheck the "Expand small pages to paper size" options, in the Adobe "Print" dialog. When using Acrobat 6.x and later products versions, select "None" in the "Page Scaling" selection box in the Adobe "Print" dialog.

STATE COPY

Part IV Capital Gains and Losses for Tax on Investment Income

(a) List and describe the kind(s) of property sold, e.g., real estate, 2-story brick warehouse; or common stock, 200 shs. MLC Co.		(b) How acquired P - Purchase D - Donation	(c) Date acquired (mo., day, yr.)	(d) Date sold (mo., day, yr.)
1a	ALPHAHEDGE INVESTMENTS - SHORT TERM	P	VARIOUS	VARIOUS
b	BOYD WATTERSON - LONG TERM	P	VARIOUS	VARIOUS
c	BOYD WATTERSON - SHORT TERM	P	VARIOUS	VARIOUS
d	CAMBIAR INVESTMENTS - LONG TERM	P	VARIOUS	VARIOUS
e	CAMBIAR INVESTMENTS - SHORT TERM	P	VARIOUS	VARIOUS
f	CLASS SETTLEMENTS	P	VARIOUS	VARIOUS
g	EMERGING - LONG TERM	P	VARIOUS	VARIOUS
h	HIGH YIELD - LONG TERM	P	VARIOUS	VARIOUS
i	HIGH YIELD - SHORT TERM	P	VARIOUS	VARIOUS
j	MORGAN DEMPSEY - LONG TERM	P	VARIOUS	VARIOUS
k	MORGAN DEMPSEY - SHORT TERM	P	VARIOUS	VARIOUS
l	NEUBERGER - SHORT TERM	P	VARIOUS	VARIOUS
m	PACIFIC INCOME - LONG TERM	P	VARIOUS	VARIOUS
n	PACIFIC INCOME - SHORT TERM	P	VARIOUS	VARIOUS
o	PROSHARES - SHORT TERM	P	VARIOUS	VARIOUS

(e) Gross sales price	(f) Depreciation allowed (or allowable)	(g) Cost or other basis plus expense of sale	(h) Gain or (loss) (e) plus (f) minus (g)
a	4,992,271.	5,046,230.	-53,959.
b	687,931.	701,479.	-13,548.
c	132,545.	136,857.	-4,312.
d	756,868.	651,972.	104,896.
e	1,007,584.	951,643.	55,941.
f	1,657.		1,657.
g	6,180.		6,180.
h	1,443.		1,443.
i	364.		364.
j	454,039.	389,000.	65,039.
k	158,362.	132,915.	25,447.
l	11,548.		11,548.
m	364,677.	327,155.	37,522.
n	676,674.	680,861.	-4,187.
o	470,563.	439,811.	30,752.

Complete only for assets showing gain in column (h) and owned by the foundation on 12/31/69			(l) Losses (from col. (h)) Gains (excess of col. (h) gain over col. (k), but not less than "-0-")
(i) F.M.V. as of 12/31/69	(j) Adjusted basis as of 12/31/69	(k) Excess of col. (i) over col. (j), if any	
a			-53,959.
b			-13,548.
c			-4,312.
d			104,896.
e			55,941.
f			1,657.
g			6,180.
h			1,443.
i			364.
j			65,039.
k			25,447.
l			11,548.
m			37,522.
n			-4,187.
o			30,752.

2	Capital gain net income or (net capital loss) { If gain, also enter in Part I, line 7 If (loss), enter "-0-" in Part I, line 7 }	2	
3	Net short-term capital gain or (loss) as defined in sections 1222(5) and (6): If gain, also enter in Part I, line 8, column (c). If (loss), enter "-0-" in Part I, line 8	3	

Part IV Capital Gains and Losses for Tax on Investment Income

(a) List and describe the kind(s) of property sold, e.g., real estate, 2-story brick warehouse; or common stock, 200 shs. MLC Co.		(b) How acquired P - Purchase D - Donation	(c) Date acquired (mo., day, yr.)	(d) Date sold (mo., day, yr.)
1a	RIVERBRIDGE SMALL CAP GROWTH - LONG TERM	P	VARIOUS	VARIOUS
b	RIVERBRIDGE SMALL CAP GROWTH - SHORT TERM	P	VARIOUS	VARIOUS
c	SCHAFFER CULLEN - LONG TERM	P	VARIOUS	VARIOUS
d	SCHAFFER CULLEN - SHORT TERM	P	VARIOUS	VARIOUS
e	TIRSCHWELL & LOEWY - LONG TERM	P	VARIOUS	VARIOUS
f	TIRSCHWELL & LOEWY - SHORT TERM	P	VARIOUS	VARIOUS
g	WENTWORTH HAUSER & VIOLICH - LONG TERM	P	VARIOUS	VARIOUS
h	WENTWORTH HAUSER & VIOLICH - SHORT TERM	P	VARIOUS	VARIOUS
i				
j				
k				
l				
m				
n				
o				

(e) Gross sales price	(f) Depreciation allowed (or allowable)	(g) Cost or other basis plus expense of sale	(h) Gain or (loss) (e) plus (f) minus (g)
a 889,582.		603,137.	286,445.
b 502,285.		436,834.	65,451.
c 928,128.		662,454.	265,674.
d 164,062.		159,469.	4,593.
e 916,607.		946,908.	-30,301.
f 82,225.		75,943.	6,282.
g 737,817.		631,863.	105,954.
h 428,126.		414,446.	13,680.
i			
j			
k			
l			
m			
n			
o			

Complete only for assets showing gain in column (h) and owned by the foundation on 12/31/69

(i) F.M.V. as of 12/31/69	(j) Adjusted basis as of 12/31/69	(k) Excess of col. (i) over col. (j), if any	(l) Losses (from col. (h)) Gains (excess of col. (h) gain over col. (k), but not less than "-0-")
a			286,445.
b			65,451.
c			265,674.
d			4,593.
e			-30,301.
f			6,282.
g			105,954.
h			13,680.
i			
j			
k			
l			
m			
n			
o			

2 Capital gain net income or (net capital loss) { If gain, also enter in Part I, line 7 If (loss), enter "-0-" in Part I, line 7 }	2	982,561.
3 Net short-term capital gain or (loss) as defined in sections 1222(5) and (6): If gain, also enter in Part I, line 8, column (c). If (loss), enter "-0-" in Part I, line 8 }	3	N/A

Application for Extension of Time To File an Exempt Organization Return

OMB No. 1545-1709

Department of the Treasury
Internal Revenue Service

► File a separate application for each return.

► Information about Form 8868 and its instructions is at www.irs.gov/form8868.

- If you are filing for an **Automatic 3-Month Extension**, complete only **Part I** and check this box ☒
- If you are filing for an **Additional (Not Automatic) 3-Month Extension**, complete only **Part II** (on page 2 of this form).

Do not complete Part II unless you have already been granted an automatic 3-month extension on a previously filed Form 8868.

Electronic filing (e-file). You can electronically file Form 8868 if you need a 3-month automatic extension of time to file (6 months for a corporation required to file Form 990-T), or an additional (not automatic) 3-month extension of time. You can electronically file Form 8868 to request an extension of time to file any of the forms listed in Part I or Part II with the exception of Form 8870, Information Return for Transfers Associated With Certain Personal Benefit Contracts, which must be sent to the IRS in paper format (see instructions). For more details on the electronic filing of this form, visit www.irs.gov/efile and click on *e-file for Charities & Nonprofits*.

Part I Automatic 3-Month Extension of Time. Only submit original (no copies needed).

A corporation required to file Form 990-T and requesting an automatic 6-month extension - check this box and complete

Part I only ☐

All other corporations (including 1120-C filers), partnerships, REMICs, and trusts must use Form 7004 to request an extension of time to file income tax returns

		Enter filer's identifying number
Type or print	Name of exempt organization or other filer, see instructions	Employer identification number (EIN) or
	THE SIRAGUSA FOUNDATION	36-3100492
File by the due date for filing your return. See instructions	Number, street, and room or suite no. If a P.O. box, see instructions	Social security number (SSN)
	1 EAST WACKER, NO. 2910	
	City, town or post office, state, and ZIP code. For a foreign address, see instructions	
	CHICAGO, IL 60601-1474	

Enter the Return code for the return that this application is for (file a separate application for each return)

0 4

Application Is For	Return Code	Application Is For	Return Code
Form 990 or Form 990-EZ	01	Form 990-T (corporation)	07
Form 990-BL	02	Form 1041-A	08
Form 4720 (individual)	03	Form 4720 (other than individual)	09
Form 990-PF	04	Form 5227	10
Form 990-T (sec. 401(a) or 408(a) trust)	05	Form 6069	11
Form 990-T (trust other than above)	06	Form 8870	12

IRENE PHELPS

- The books are in the care of ► 1 E. WACKER, SUITE 2910 - CHICAGO, IL 60601-1474

Telephone No ► (312) 755-0064

Fax No. ►

- If the organization does not have an office or place of business in the United States, check this box ☐
- If this is for a Group Return, enter the organization's four digit Group Exemption Number (GEN) _____ If this is for the whole group, check this box ☐. If it is for part of the group, check this box ☐ and attach a list with the names and EINs of all members the extension is for.

1 I request an automatic 3-month (6 months for a corporation required to file Form 990-T) extension of time until AUGUST 15, 2014, to file the exempt organization return for the organization named above. The extension is for the organization's return for:
 ► ☒ calendar year 2013 or
 ► ☐ tax year beginning _____, and ending _____

2 If the tax year entered in line 1 is for less than 12 months, check reason: ☐ Initial return ☐ Final return
☐ Change in accounting period

3a If this application is for Forms 990-BL, 990-PF, 990-T, 4720, or 6069, enter the tentative tax, less any nonrefundable credits. See instructions.	3a	\$	34,153.
b If this application is for Forms 990-PF, 990-T, 4720, or 6069, enter any refundable credits and estimated tax payments made. Include any prior year overpayment allowed as a credit.	3b	\$	19,153.
c Balance due. Subtract line 3b from line 3a. Include your payment with this form, if required, by using EFTPS (Electronic Federal Tax Payment System). See instructions.	3c	\$	15,000.

Caution. If you are going to make an electronic funds withdrawal (direct debit) with this Form 8868, see Form 8453-EO and Form 8879-EO for payment instructions.