



See a Social Security Number? Say Something!
Report Privacy Problems to <https://public.resource.org/privacy>
Or call the IRS Identity Theft Hotline at 1-800-908-4490



Form 990-PF

990 PF

Return of Private Foundation

or Section 4947(a)(1) Trust Treated as Private Foundation

OMB No 1545-0052

2013

Department of the Treasury
Internal Revenue Service

Do not enter Social Security numbers on this form as it may be made public.

Information about Form 990-PF and its separate instructions is at www.irs.gov/form990pf.

Open to Public Inspection

For calendar year 2013 or tax year beginning

, and ending

Name of the

A Employer identification number

WIEBOLDT FOUNDATION

36-2167955

Number and street (or P.O. box number if mail is not delivered to street address)

Room/suite

53 WEST JACKSON BOULEVARD

1252

B Telephone number

312-786-9377

City or town, state or province, country, and ZIP or foreign postal code

CHICAGO, IL 60604

C If exemption application is pending, check here ☐

G Check all that apply:

☐ Initial return☐ Initial return of a former public charity☐ Final return☐ Amended return☐ Address change☐ Name changeD 1. Foreign organizations, check here ☐2. Foreign organizations meeting the 85% test, check here and attach computation ☐

H Check type of organization:

☒ Section 501(c)(3) exempt private foundation☐ Section 4947(a)(1) nonexempt charitable trust☐ Other taxable private foundationE If private foundation status was terminated under section 507(b)(1)(A), check here ☐

I Fair market value of all assets at end of year (from Part II, col (c), line 16)


J Accounting method: ☐ Cash ☒ Accrual☐ Other (specify)F If the foundation is in a 60-month termination under section 507(b)(1)(B), check here ☐

\$ 19,302,752. (Part I, column (d) must be on cash basis)

Part I Analysis of Revenue and Expenses (The total of amounts in columns (b), (c), and (d) may not necessarily equal the amounts in column (a).)		(a) Revenue and expenses per books	(b) Net investment income	(c) Adjusted net income	(d) Disbursements for charitable purposes (cash basis only)
1	Contributions, gifts, grants, etc., received				
2	Check <input checked="" type="checkbox"/> if the foundation is not required to attach Sch. B				
3	Interest on savings and temporary cash investments	7.	7.		STATEMENT 1
4	Dividends and interest from securities	343,069.	343,069.		STATEMENT 2
5a	Gross rents				
b	Net rental income or (loss)				
6a	Net gain or (loss) from sale of assets not on line 10	-117,567.			
b	Gross sales price for all assets on line 6a	4,699,667.			
7	Capital gain net income (from Part IV, line 2)		0.		
8	Net short-term capital gain				
9	Income modifications				
10a	Gross sales less returns and allowances				
b	Less: Cost of goods sold				
c	Gross profit or (loss)				
11	Other income	10,001.	0.	0.	STATEMENT 3
12	Total. Add lines 1 through 11	235,510.	343,076.	0.	
13	Compensation of officers, directors, trustees, etc.	94,802.	4,740.	0.	90,062.
14	Other employee salaries and wages	82,948.	4,147.	0.	78,801.
15	Pension plans, employee benefits	49,235.	2,462.	0.	46,773.
16a	Legal fees				
b	Accounting fees	7,175.	5,740.	0.	1,435.
c	Other professional fees	34,855.	29,264.	0.	5,591.
17	Interest				
18	Taxes	50,391.	680.	0.	12,918.
19	Depreciation and depletion	2,987.	149.	0.	
20	Occupancy	19,859.	1,986.	0.	17,873.
21	Travel, conferences, and meetings	2,471.	124.	0.	2,347.
22	Printing and publications	1,084.	54.	0.	1,030.
23	Other expenses	44,469.	772.	25,332.	19,430.
24	Total operating and administrative expenses. Add lines 13 through 23	390,276.	50,118.	25,332.	276,260.
25	Contributions, gifts, grants paid	628,530.			629,530.
26	Total expenses and disbursements. Add lines 24 and 25	1,018,806.	50,118.	25,332.	905,790.
27	Subtract line 26 from line 12:				
a	Excess of revenue over expenses and disbursements	-783,296.			
b	Net investment income (if negative, enter -0-)		292,958.		
c	Adjusted net income (if negative, enter -0-)			0.	

SCANNED MAY 29 2014

Operating and Administrative Expenses



2/4

Part II Balance Sheets

Attached schedules and amounts in the description column should be for end-of-year amounts only

		Beginning of year	End of year	
		(a) Book Value	(b) Book Value	(c) Fair Market Value
Assets	1 Cash - non-interest-bearing			
	2 Savings and temporary cash investments	487,204.	45,005.	45,005.
	3 Accounts receivable ▶ Less: allowance for doubtful accounts ▶			
	4 Pledges receivable ▶ Less: allowance for doubtful accounts ▶			
	5 Grants receivable			
	6 Receivables due from officers, directors, trustees, and other disqualified persons			
	7 Other notes and loans receivable ▶ Less: allowance for doubtful accounts ▶			
	8 Inventories for sale or use			
	9 Prepaid expenses and deferred charges	4,873.	4,814.	4,814.
	10a Investments - U.S. and state government obligations			
	b Investments - corporate stock STMT 9	9,303,163.	10,318,521.	10,318,521.
	c Investments - corporate bonds STMT 10	4,896,333.	4,982,670.	4,892,670.
	11 Investments - land, buildings, and equipment basis ▶ Less: accumulated depreciation ▶			
	12 Investments - mortgage loans			
	13 Investments - other STMT 11	3,594,531.	4,021,086.	4,021,086.
	14 Land, buildings, and equipment: basis ▶ 112,363. Less: accumulated depreciation STMT 12 ▶ 107,971.	4,363.	4,392.	4,392.
15 Other assets (describe ▶ STATEMENT 13)	2,383.	16,264.	16,264.	
16 Total assets (to be completed by all filers - see the instructions. Also, see page 1, item 1)	18,292,850.	19,392,752.	19,302,752.	
Liabilities	17 Accounts payable and accrued expenses	17,775.	17,775.	
	18 Grants payable	16,000.	15,000.	
	19 Deferred revenue			
	20 Loans from officers, directors, trustees, and other disqualified persons			
	21 Mortgages and other notes payable			
	22 Other liabilities (describe ▶ STATEMENT 14)	587.	28,874.	
	23 Total liabilities (add lines 17 through 22)	34,362.	61,649.	
Net Assets or Fund Balances	Foundations that follow SFAS 117, check here ▶ <input checked="" type="checkbox"/> and complete lines 24 through 26 and lines 30 and 31.			
	24 Unrestricted	18,258,488.	19,331,103.	
	25 Temporarily restricted			
	26 Permanently restricted			
	Foundations that do not follow SFAS 117, check here ▶ <input type="checkbox"/> and complete lines 27 through 31.			
	27 Capital stock, trust principal, or current funds			
	28 Paid-in or capital surplus, or land, bldg., and equipment fund			
	29 Retained earnings, accumulated income, endowment, or other funds	18,258,488.	19,331,103.	
30 Total net assets or fund balances	18,258,488.	19,331,103.		
31 Total liabilities and net assets/fund balances	18,292,850.	19,392,752.		

Part III Analysis of Changes in Net Assets or Fund Balances

1 Total net assets or fund balances at beginning of year - Part II, column (a), line 30 (must agree with end-of-year figure reported on prior year's return)	1	18,258,488.
2 Enter amount from Part I, line 27a	2	-783,296.
3 Other increases not included in line 2 (itemize) ▶ SEE STATEMENT 8	3	1,855,911.
4 Add lines 1, 2, and 3	4	19,331,103.
5 Decreases not included in line 2 (itemize) ▶	5	0.
6 Total net assets or fund balances at end of year (line 4 minus line 5) - Part II, column (b), line 30	6	19,331,103.

Part IV Capital Gains and Losses for Tax on Investment Income

(a) List and describe the kind(s) of property sold (e.g., real estate, 2-story brick warehouse; or common stock, 200 shs. MLC Co.)	(b) How acquired P - Purchase D - Donation	(c) Date acquired (mo., day, yr.)	(d) Date sold (mo., day, yr.)
1a SEE ATTACHED	P		
b CAPITAL GAINS DIVIDENDS			
c			
d			
e			

(e) Gross sales price	(f) Depreciation allowed (or allowable)	(g) Cost or other basis plus expense of sale	(h) Gain or (loss) (e) plus (f) minus (g)
a 4,578,386.		4,817,234.	-238,848.
b 121,281.			121,281.
c			
d			
e			

Complete only for assets showing gain in column (h) and owned by the foundation on 12/31/69			(l) Gains (Col. (h) gain minus col. (k), but not less than -0-) or Losses (from col. (h))
(i) F.M.V. as of 12/31/69	(j) Adjusted basis as of 12/31/69	(k) Excess of col. (i) over col. (j), if any	
a			-238,848.
b			121,281.
c			
d			
e			

2 Capital gain net income or (net capital loss)	{ If gain, also enter in Part I, line 7 If (loss), enter -0- in Part I, line 7 }	2	-117,567.
3 Net short-term capital gain or (loss) as defined in sections 1222(5) and (6): If gain, also enter in Part I, line 8, column (c). If (loss), enter -0- in Part I, line 8	{ }	3	N/A

Part V Qualification Under Section 4940(e) for Reduced Tax on Net Investment Income

(For optional use by domestic private foundations subject to the section 4940(a) tax on net investment income.)

If section 4940(d)(2) applies, leave this part blank.

Was the foundation liable for the section 4942 tax on the distributable amount of any year in the base period?

☐ Yes ☒ No

If "Yes," the foundation does not qualify under section 4940(e). Do not complete this part.

1 Enter the appropriate amount in each column for each year; see the instructions before making any entries.

(a) Base period years Calendar year (or tax year beginning in)	(b) Adjusted qualifying distributions	(c) Net value of noncharitable-use assets	(d) Distribution ratio (col. (b) divided by col. (c))
2012	1,032,778.	17,128,565.	.060296
2011	965,239.	17,486,501.	.055199
2010	1,045,331.	16,767,842.	.062341
2009	1,213,890.	15,279,104.	.079448
2008	1,376,780.	18,988,776.	.072505

2 Total of line 1, column (d)	2	.329789
3 Average distribution ratio for the 5-year base period - divide the total on line 2 by 5, or by the number of years the foundation has been in existence if less than 5 years	3	.065958
4 Enter the net value of noncharitable-use assets for 2013 from Part X, line 5	4	17,944,333.
5 Multiply line 4 by line 3	5	1,183,572.
6 Enter 1% of net investment income (1% of Part I, line 27b)	6	2,930.
7 Add lines 5 and 6	7	1,186,502.
8 Enter qualifying distributions from Part XII, line 4	8	930,790.

If line 8 is equal to or greater than line 7, check the box in Part VI, line 1b, and complete that part using a 1% tax rate.
See the Part VI instructions.

Part VI Excise Tax Based on Investment Income (Section 4940(a), 4940(b), 4940(e), or 4948 - see instructions)

1a Exempt operating foundations described in section 4940(d)(2), check here <input type="checkbox"/> and enter "N/A" on line 1. Date of ruling or determination letter: _____ (attach copy of letter if necessary-see instructions)			
b Domestic foundations that meet the section 4940(e) requirements in Part V, check here <input type="checkbox"/> and enter 1% of Part I, line 27b		1	5,859.
c All other domestic foundations enter 2% of line 27b. Exempt foreign organizations enter 4% of Part I, line 12, col. (b).			
2 Tax under section 511 (domestic section 4947(a)(1) trusts and taxable foundations only. Others enter -0-)		2	0.
3 Add lines 1 and 2		3	5,859.
4 Subtitle A (income) tax (domestic section 4947(a)(1) trusts and taxable foundations only. Others enter -0-)		4	0.
5 Tax based on investment income. Subtract line 4 from line 3. If zero or less, enter -0-		5	5,859.
6 Credits/Payments:			
a 2013 estimated tax payments and 2012 overpayment credited to 2013	6a	7,920.	
b Exempt foreign organizations - tax withheld at source	6b		
c Tax paid with application for extension of time to file (Form 8868)	6c		
d Backup withholding erroneously withheld	6d		
7 Total credits and payments. Add lines 6a through 6d	7	7,920.	
8 Enter any penalty for underpayment of estimated tax. Check here <input checked="" type="checkbox"/> if Form 2220 is attached	8		
9 Tax due. If the total of lines 5 and 8 is more than line 7, enter amount owed	9		
10 Overpayment. If line 7 is more than the total of lines 5 and 8, enter the amount overpaid	10	2,061.	
11 Enter the amount of line 10 to be: Credited to 2014 estimated tax <input type="checkbox"/> 2,061. Refunded <input type="checkbox"/>	11	0.	

Part VII-A Statements Regarding Activities

	Yes	No
1a During the tax year, did the foundation attempt to influence any national, state, or local legislation or did it participate or intervene in any political campaign?		X
b Did it spend more than \$100 during the year (either directly or indirectly) for political purposes (see instructions for the definition)? If the answer is "Yes" to 1a or 1b, attach a detailed description of the activities and copies of any materials published or distributed by the foundation in connection with the activities.		X
c Did the foundation file Form 1120-POL for this year?		X
d Enter the amount (if any) of tax on political expenditures (section 4955) imposed during the year: (1) On the foundation. <input type="checkbox"/> \$ 0. (2) On foundation managers. <input type="checkbox"/> \$ 0.		
e Enter the reimbursement (if any) paid by the foundation during the year for political expenditure tax imposed on foundation managers. <input type="checkbox"/> \$ 0.		
2 Has the foundation engaged in any activities that have not previously been reported to the IRS? If "Yes," attach a detailed description of the activities.		X
3 Has the foundation made any changes, not previously reported to the IRS, in its governing instrument, articles of incorporation, or bylaws, or other similar instruments? If "Yes," attach a conformed copy of the changes		X
4a Did the foundation have unrelated business gross income of \$1,000 or more during the year?		X
b If "Yes," has it filed a tax return on Form 990-T for this year?		
5 Was there a liquidation, termination, dissolution, or substantial contraction during the year? If "Yes," attach the statement required by General Instruction T.		X
6 Are the requirements of section 508(e) (relating to sections 4941 through 4945) satisfied either: • By language in the governing instrument, or • By state legislation that effectively amends the governing instrument so that no mandatory directions that conflict with the state law remain in the governing instrument?	X	
7 Did the foundation have at least \$5,000 in assets at any time during the year? If "Yes," complete Part II, col. (c), and Part XV	X	
8a Enter the states to which the foundation reports or with which it is registered (see instructions) <input type="checkbox"/> IL		
b If the answer is "Yes" to line 7, has the foundation furnished a copy of Form 990-PF to the Attorney General (or designate) of each state as required by General Instruction G? If "No," attach explanation	X	
9 Is the foundation claiming status as a private operating foundation within the meaning of section 4942(j)(3) or 4942(j)(5) for calendar year 2013 or the taxable year beginning in 2013 (see instructions for Part XIV)? If "Yes," complete Part XIV		X
10 Did any persons become substantial contributors during the tax year? If "Yes," attach a schedule listing their names and addresses		X

N/A

Part VII-A Statements Regarding Activities (continued)

11	At any time during the year, did the foundation, directly or indirectly, own a controlled entity within the meaning of section 512(b)(13)? If "Yes," attach schedule (see instructions)	11		X
12	Did the foundation make a distribution to a donor advised fund over which the foundation or a disqualified person had advisory privileges? If "Yes," attach statement (see instructions)	12		X
13	Did the foundation comply with the public inspection requirements for its annual returns and exemption application? Website address ► WWW.WIEBOLDTFOUNDATION.ORG	13	X	
14	The books are in care of ► MS. CARMEN PRIETO Telephone no. ► 312-786-9377 Located at ► 53 W. JACKSON BLVD., SUITE 838, CHICAGO, IL ZIP+4 ► 60604			
15	Section 4947(a)(1) nonexempt charitable trusts filing Form 990-PF in lieu of Form 1041 - Check here and enter the amount of tax-exempt interest received or accrued during the year ► 15	N/A		
16	At any time during calendar year 2013, did the foundation have an interest in or a signature or other authority over a bank, securities, or other financial account in a foreign country? See the instructions for exceptions and filing requirements for Form TD F 90-22.1. If "Yes," enter the name of the foreign country ►	16	Yes	No X

Part VII-B Statements Regarding Activities for Which Form 4720 May Be Required

File Form 4720 if any item is checked in the "Yes" column, unless an exception applies.

		Yes	No
1a	During the year did the foundation (either directly or indirectly):		
(1)	Engage in the sale or exchange, or leasing of property with a disqualified person? <input type="checkbox"/> Yes <input checked="" type="checkbox"/> No		
(2)	Borrow money from, lend money to, or otherwise extend credit to (or accept it from) a disqualified person? <input type="checkbox"/> Yes <input checked="" type="checkbox"/> No		
(3)	Furnish goods, services, or facilities to (or accept them from) a disqualified person? <input type="checkbox"/> Yes <input checked="" type="checkbox"/> No		
(4)	Pay compensation to, or pay or reimburse the expenses of, a disqualified person? <input type="checkbox"/> Yes <input checked="" type="checkbox"/> No		
(5)	Transfer any income or assets to a disqualified person (or make any of either available for the benefit or use of a disqualified person)? <input type="checkbox"/> Yes <input checked="" type="checkbox"/> No		
(6)	Agree to pay money or property to a government official? (Exception. Check "No" if the foundation agreed to make a grant to or to employ the official for a period after termination of government service, if terminating within 90 days.) <input type="checkbox"/> Yes <input checked="" type="checkbox"/> No		
b	If any answer is "Yes" to 1a(1)-(6), did any of the acts fail to qualify under the exceptions described in Regulations section 53.4941(d)-3 or in a current notice regarding disaster assistance (see instructions)? Organizations relying on a current notice regarding disaster assistance check here ► <input type="checkbox"/> N/A	1b	
c	Did the foundation engage in a prior year in any of the acts described in 1a, other than excepted acts, that were not corrected before the first day of the tax year beginning in 2013?	1c	X
2	Taxes on failure to distribute income (section 4942) (does not apply for years the foundation was a private operating foundation defined in section 4942(j)(3) or 4942(j)(5)):		
a	At the end of tax year 2013, did the foundation have any undistributed income (lines 6d and 6e, Part XIII) for tax year(s) beginning before 2013? <input type="checkbox"/> Yes <input checked="" type="checkbox"/> No If "Yes," list the years ►		
b	Are there any years listed in 2a for which the foundation is not applying the provisions of section 4942(a)(2) (relating to incorrect valuation of assets) to the year's undistributed income? (If applying section 4942(a)(2) to all years listed, answer "No" and attach statement - see instructions.) <input type="checkbox"/> Yes <input checked="" type="checkbox"/> No N/A	2b	
c	If the provisions of section 4942(a)(2) are being applied to any of the years listed in 2a, list the years here. ►		
3a	Did the foundation hold more than a 2% direct or indirect interest in any business enterprise at any time during the year? <input type="checkbox"/> Yes <input checked="" type="checkbox"/> No		
b	If "Yes," did it have excess business holdings in 2013 as a result of (1) any purchase by the foundation or disqualified persons after May 26, 1969; (2) the lapse of the 5-year period (or longer period approved by the Commissioner under section 4943(c)(7)) to dispose of holdings acquired by gift or bequest; or (3) the lapse of the 10-, 15-, or 20-year first phase holding period? (Use Schedule C, Form 4720, to determine if the foundation had excess business holdings in 2013.) <input type="checkbox"/> Yes <input checked="" type="checkbox"/> No N/A	3b	
4a	Did the foundation invest during the year any amount in a manner that would jeopardize its charitable purposes?	4a	X
b	Did the foundation make any investment in a prior year (but after December 31, 1969) that could jeopardize its charitable purpose that had not been removed from jeopardy before the first day of the tax year beginning in 2013?	4b	X

Form 990-PF (2013)

Part VII-B Statements Regarding Activities for Which Form 4720 May Be Required (continued)**5a** During the year did the foundation pay or incur any amount to:

(1) Carry on propaganda, or otherwise attempt to influence legislation (section 4945(e))?

☐ Yes ☒ No

(2) Influence the outcome of any specific public election (see section 4955); or to carry on, directly or indirectly, any voter registration drive?

☐ Yes ☒ No

(3) Provide a grant to an individual for travel, study, or other similar purposes?

☐ Yes ☒ No

(4) Provide a grant to an organization other than a charitable, etc., organization described in section 509(a)(1), (2), or (3), or section 4940(d)(2)?

☐ Yes ☒ No

(5) Provide for any purpose other than religious, charitable, scientific, literary, or educational purposes, or for the prevention of cruelty to children or animals?

☐ Yes ☒ No**b** If any answer is "Yes" to 5a(1)-(5), did any of the transactions fail to qualify under the exceptions described in Regulations section 53.4945 or in a current notice regarding disaster assistance (see instructions)?

N/A

Organizations relying on a current notice regarding disaster assistance check here

▶ ☐

5b

c If the answer is "Yes" to question 5a(4), does the foundation claim exemption from the tax because it maintained expenditure responsibility for the grant?

N/A

☐ Yes ☐ No

If "Yes," attach the statement required by Regulations section 53.4945-5(d)

6a Did the foundation, during the year, receive any funds, directly or indirectly, to pay premiums on a personal benefit contract?☐ Yes ☒ No**b** Did the foundation, during the year, pay premiums, directly or indirectly, on a personal benefit contract?

6b

X

If "Yes" to 6b, file Form 8870.

7a At any time during the tax year, was the foundation a party to a prohibited tax shelter transaction?☐ Yes ☒ No**b** If "Yes," did the foundation receive any proceeds or have any net income attributable to the transaction?

N/A

7b

Part VIII Information About Officers, Directors, Trustees, Foundation Managers, Highly Paid Employees, and Contractors**1** List all officers, directors, trustees, foundation managers and their compensation.

(a) Name and address	(b) Title, and average hours per week devoted to position	(c) Compensation (If not paid, enter -0-)	(d) Contributions to employee benefit plans and deferred compensation	(e) Expense account, other allowances
REGINA MCGRAW	EXEC. DIR.			
53 W. JACKSON BLVD.				
CHICAGO, IL 60604	40.00	94,892.	9,480.	0.
PLEASE SEE ATTACHED LIST.				
ALL SERVE ON A VOLUNTARY BASIS AND	0.00	0.	0.	0.
CAN BE REACHED AT FOUNDATION'S OFFICE				

2 Compensation of five highest-paid employees (other than those included on line 1). If none, enter "NONE."

(a) Name and address of each employee paid more than \$50,000	(b) Title, and average hours per week devoted to position	(c) Compensation	(d) Contributions to employee benefit plans and deferred compensation	(e) Expense account, other allowances
M. CARMEN PRIETO - 53 W. JACKSON	ASST. DIR.			
BLVD., CHICAGO, IL 60604	40.00	82,948.	8,295.	0.

Total number of other employees paid over \$50,000

0

Form 990-PF (2013)

Part VIII Information About Officers, Directors, Trustees, Foundation Managers, Highly Paid Employees, and Contractors (continued)**3** Five highest-paid independent contractors for professional services. If none, enter "NONE."

(a) Name and address of each person paid more than \$50,000	(b) Type of service	(c) Compensation
NONE		
Total number of others receiving over \$50,000 for professional services		0

Part IX-A Summary of Direct Charitable Activities

List the foundation's four largest direct charitable activities during the tax year. Include relevant statistical information such as the number of organizations and other beneficiaries served, conferences convened, research papers produced, etc.

	Expenses
1 NONE	
	0.
2	
3	
4	

Part IX-B Summary of Program-Related Investments

Describe the two largest program-related investments made by the foundation during the tax year on lines 1 and 2.

	Amount
1 SEE ATTACHED	
	0.
2 SEE ATTACHED	
	25,000.
All other program-related investments. See instructions.	
3	
Total. Add lines 1 through 3	25,000.

Form 990-PF (2013)

Part X**Minimum Investment Return** (All domestic foundations must complete this part. Foreign foundations, see instructions.)

1	Fair market value of assets not used (or held for use) directly in carrying out charitable, etc., purposes:		
a	Average monthly fair market value of securities	1a	18,153,490.
b	Average of monthly cash balances	1b	56,850.
c	Fair market value of all other assets	1c	7,257.
d	Total (add lines 1a, b, and c)	1d	18,217,597.
e	Reduction claimed for blockage or other factors reported on lines 1a and 1c (attach detailed explanation)	1e	0.
2	Acquisition indebtedness applicable to line 1 assets	2	0.
3	Subtract line 2 from line 1d	3	18,217,597.
4	Cash deemed held for charitable activities. Enter 1 1/2% of line 3 (for greater amount, see instructions)	4	273,264.
5	Net value of noncharitable-use assets. Subtract line 4 from line 3. Enter here and on Part V, line 4	5	17,944,333.
6	Minimum investment return. Enter 5% of line 5	6	897,217.

Part XI**Distributable Amount** (see instructions) (Section 4942(j)(3) and (j)(5) private operating foundations and certain foreign organizations check here ☐ and do not complete this part.)

1	Minimum investment return from Part X, line 6	1	897,217.
2a	Tax on investment income for 2013 from Part VI, line 5	2a	5,859.
b	Income tax for 2013. (This does not include the tax from Part VI.)	2b	
c	Add lines 2a and 2b	2c	5,859.
3	Distributable amount before adjustments. Subtract line 2c from line 1	3	891,358.
4	Recoveries of amounts treated as qualifying distributions	4	0.
5	Add lines 3 and 4	5	891,358.
6	Deduction from distributable amount (see instructions)	6	0.
7	Distributable amount as adjusted. Subtract line 6 from line 5. Enter here and on Part XIII, line 1	7	891,358.

Part XII**Qualifying Distributions** (see instructions)

1	Amounts paid (including administrative expenses) to accomplish charitable, etc., purposes:		
a	Expenses, contributions, gifts, etc. - total from Part I, column (d), line 26	1a	905,790.
b	Program-related investments - total from Part IX-B	1b	25,000.
2	Amounts paid to acquire assets used (or held for use) directly in carrying out charitable, etc., purposes	2	
3	Amounts set aside for specific charitable projects that satisfy the:		
a	Suitability test (prior IRS approval required)	3a	
b	Cash distribution test (attach the required schedule)	3b	
4	Qualifying distributions. Add lines 1a through 3b. Enter here and on Part V, line 8, and Part XIII, line 4	4	930,790.
5	Foundations that qualify under section 4940(e) for the reduced rate of tax on net investment income. Enter 1% of Part I, line 27b	5	0.
6	Adjusted qualifying distributions. Subtract line 5 from line 4	6	930,790.

Note. The amount on line 6 will be used in Part V, column (b), in subsequent years when calculating whether the foundation qualifies for the section 4940(e) reduction of tax in those years.

Part XIII Undistributed Income (see instructions)

	(a) Corpus	(b) Years prior to 2012	(c) 2012	(d) 2013
1 Distributable amount for 2013 from Part XI, line 7				891,358.
2 Undistributed income, if any, as of the end of 2013				
a Enter amount for 2012 only			0.	
b Total for prior years:		0.		
3 Excess distributions carryover, if any, to 2013:				
a From 2008	244,649.			
b From 2009	316,487.			
c From 2010	193,363.			
d From 2011	48,280.			
e From 2012	168,996.			
f Total of lines 3a through e	971,775.			
4 Qualifying distributions for 2013 from Part XII, line 4: ► \$	930,790.			
a Applied to 2012, but not more than line 2a			0.	
b Applied to undistributed income of prior years (Election required - see instructions)		0.		
c Treated as distributions out of corpus (Election required - see instructions)	0.			
d Applied to 2013 distributable amount				891,358.
e Remaining amount distributed out of corpus	39,432.			
5 Excess distributions carryover applied to 2013 (If an amount appears in column (d), the same amount must be shown in column (a))	0.			0.
6 Enter the net total of each column as indicated below:	1,011,207.			
a Corpus Add lines 3f, 4c, and 4e Subtract line 5				
b Prior years' undistributed income. Subtract line 4b from line 2b		0.		
c Enter the amount of prior years' undistributed income for which a notice of deficiency has been issued, or on which the section 4942(a) tax has been previously assessed		0.		
d Subtract line 6c from line 6b. Taxable amount - see instructions		0.		
e Undistributed income for 2012. Subtract line 4a from line 2a. Taxable amount - see instr.			0.	
f Undistributed income for 2013. Subtract lines 4d and 5 from line 1. This amount must be distributed in 2014				0.
7 Amounts treated as distributions out of corpus to satisfy requirements imposed by section 170(b)(1)(F) or 4942(g)(3)	0.			
8 Excess distributions carryover from 2008 not applied on line 5 or line 7	244,649.			
9 Excess distributions carryover to 2014. Subtract lines 7 and 8 from line 6a	766,558.			
10 Analysis of line 9:				
a Excess from 2009	316,487.			
b Excess from 2010	193,363.			
c Excess from 2011	48,280.			
d Excess from 2012	168,996.			
e Excess from 2013	39,432.			

Part XV Supplementary Information (continued)**3 Grants and Contributions Paid During the Year or Approved for Future Payment**

Recipient	If recipient is an individual, show any relationship to any foundation manager or substantial contributor	Foundation status of recipient	Purpose of grant or contribution	Amount
Name and address (home or business)				
a Paid during the year				
SEE ATTACHED SCHEDULE		ALL 501C-3	ALL GRANTS ARE FOR GENERAL OPERATIONS	629,530.
Total			▶ 3a	629,530.
b Approved for future payment				
SEE ATTACHED SCHEDULE		ALL 501C-3	ALL GRANTS ARE FOR GENERAL OPERATIONS	15,000.
Total			▶ 3b	15,000.

Part XVII Information Regarding Transfers To and Transactions and Relationships With Noncharitable Exempt Organizations

		Yes	No
1	Did the organization directly or indirectly engage in any of the following with any other organization described in section 501(c) of the Code (other than section 501(c)(3) organizations) or in section 527, relating to political organizations?		
a	Transfers from the reporting foundation to a noncharitable exempt organization of:		
	(1) Cash		X
	(2) Other assets		X
b	Other transactions:		
	(1) Sales of assets to a noncharitable exempt organization		X
	(2) Purchases of assets from a noncharitable exempt organization		X
	(3) Rental of facilities, equipment, or other assets		X
	(4) Reimbursement arrangements		X
	(5) Loans or loan guarantees		X
	(6) Performance of services or membership or fundraising solicitations		X
c	Sharing of facilities, equipment, mailing lists, other assets, or paid employees		X
d	If the answer to any of the above is "Yes," complete the following schedule. Column (b) should always show the fair market value of the goods, other assets, or services given by the reporting foundation. If the foundation received less than fair market value in any transaction or sharing arrangement, show in column (d) the value of the goods, other assets, or services received.		

[illegible]

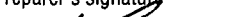
2a Is the foundation directly or indirectly affiliated with, or related to, one or more tax-exempt organizations described in section 501(c) of the Code (other than section 501(c)(3)) or in section 527? ☐ Yes ☒ No

b If "Yes," complete the following schedule.		
(a) Name of organization	(b) Type of organization	(c) Description of relationship
N/A		

Sign Here Under penalties of perjury, I declare that I have examined this return, including accompanying schedules and statements, and to the best of my knowledge and belief, it is true, correct, and complete. Declaration of preparer (other than taxpayer) is based on all information of which preparer has any knowledge.

Signature of officer or trustee: [Signature] Date: 5/14/94 Title: President

May the IRS discuss this return with the preparer shown below (see instr.)? ☒ Yes ☐ No

Paid Preparer Use Only	Print/Type preparer's name ANTHONY J. RUZICKA, JR.	Preparer's signature 	Date 5-13-10	Check <input type="checkbox"/> if self-employed	PTIN P00446466
	Firm's name ▶ RUZICKA & ASSOCIATES, LTD.				Firm's EIN ▶ 36-3182496
	Firm's address ▶ 333 SKOKIE BOULEVARD #105 NORTHBROOK, IL 60062				Phone no. (847) 446-6400

FORM 990-PF INTEREST ON SAVINGS AND TEMPORARY CASH INVESTMENTS STATEMENT 1

SOURCE	(A) REVENUE PER BOOKS	(B) NET INVESTMENT INCOME	(C) ADJUSTED NET INCOME
MONEY MARKET FUND	7.	7.	7.
TOTAL TO PART I, LINE 3	7.	7.	7.

FORM 990-PF DIVIDENDS AND INTEREST FROM SECURITIES STATEMENT 2

SOURCE	GROSS AMOUNT	CAPITAL GAINS DIVIDENDS	(A) REVENUE PER BOOKS	(B) NET INVEST- MENT INCOME	(C) ADJUSTED NET INCOME
NORTHERN TRUST CUSTODIAL	464,350.	121,281.	343,069.	343,069.	343,069.
TO PART I, LINE 4	464,350.	121,281.	343,069.	343,069.	343,069.

FORM 990-PF OTHER INCOME STATEMENT 3

DESCRIPTION	(A) REVENUE PER BOOKS	(B) NET INVEST- MENT INCOME	(C) ADJUSTED NET INCOME
PROGRAM RELATED INVESTMENTS	10,001.	0.	0.
TOTAL TO FORM 990-PF, PART I, LINE 11	10,001.	0.	0.

FORM 990-PF ACCOUNTING FEES STATEMENT 4

DESCRIPTION	(A) EXPENSES PER BOOKS	(B) NET INVEST- MENT INCOME	(C) ADJUSTED NET INCOME	(D) CHARITABLE PURPOSES
ACCOUNTING AND AUDIT	7,175.	5,740.	0.	1,435.
TO FORM 990-PF, PG 1, LN 16B	7,175.	5,740.	0.	1,435.

FORM 990-PF	OTHER PROFESSIONAL FEES			STATEMENT 5
DESCRIPTION	(A) EXPENSES PER BOOKS	(B) NET INVEST- MENT INCOME	(C) ADJUSTED NET INCOME	(D) CHARITABLE PURPOSES
COMPUTER CONSULTING	2,726.	136.	0.	2,590.
CUSTODIAL FEES	28,970.	28,970.	0.	0.
PENSION ADMINISTRATION	1,441.	72.	0.	1,369.
PAYROLL PROCESSING	1,718.	86.	0.	1,632.
TO FORM 990-PF, PG 1, LN 16C	34,855.	29,264.	0.	5,591.

FORM 990-PF	TAXES			STATEMENT 6
DESCRIPTION	(A) EXPENSES PER BOOKS	(B) NET INVEST- MENT INCOME	(C) ADJUSTED NET INCOME	(D) CHARITABLE PURPOSES
PAYROLL	13,598.	680.	0.	12,918.
EXCISE	36,793.	0.	0.	0.
TO FORM 990-PF, PG 1, LN 18	50,391.	680.	0.	12,918.

FORM 990-PF	OTHER EXPENSES			STATEMENT 7
DESCRIPTION	(A) EXPENSES PER BOOKS	(B) NET INVEST- MENT INCOME	(C) ADJUSTED NET INCOME	(D) CHARITABLE PURPOSES
INSURANCE	4,230.	211.	0.	4,019.
TELEPHONE	4,428.	443.	0.	3,985.
OFFICE SUPPLIES	1,823.	91.	0.	1,732.
POSTAGE	373.	19.	0.	354.
PHILANTROPY	8,132.	0.	0.	8,132.
COMPUTER	151.	8.	0.	1,208.
BAD DEBT	25,000.	0.	25,000.	0.
OTHER	332.	0.	332.	0.
TO FORM 990-PF, PG 1, LN 23	44,469.	772.	25,332.	19,430.

FORM 990-PF	OTHER INCREASES IN NET ASSETS OR FUND BALANCES	STATEMENT	8
-------------	--	-----------	---

DESCRIPTION	AMOUNT
UNREALIZED GAINS ON INVESTMENTS HELD	1,855,911.
TOTAL TO FORM 990-PF, PART III, LINE 3	1,855,911.

FORM 990-PF	CORPORATE STOCK	STATEMENT	9
-------------	-----------------	-----------	---

DESCRIPTION	BOOK VALUE	FAIR MARKET VALUE
COMMON STOCKS	10,318,521.	10,318,521.
TOTAL TO FORM 990-PF, PART II, LINE 10B	10,318,521.	10,318,521.

FORM 990-PF	CORPORATE BONDS	STATEMENT	10
-------------	-----------------	-----------	----

DESCRIPTION	BOOK VALUE	FAIR MARKET VALUE
FIXED INCOME	4,982,670.	4,892,670.
TOTAL TO FORM 990-PF, PART II, LINE 10C	4,982,670.	4,892,670.

FORM 990-PF	OTHER INVESTMENTS	STATEMENT	11
-------------	-------------------	-----------	----

DESCRIPTION	VALUATION METHOD	BOOK VALUE	FAIR MARKET VALUE
PROGRAM RELATED INVESTMENTS	FMV	480,000.	480,000.
OTHER FUNDS	COST	3,541,086.	3,541,086.
TOTAL TO FORM 990-PF, PART II, LINE 13		4,021,086.	4,021,086.

FORM 990-PF DEPRECIATION OF ASSETS NOT HELD FOR INVESTMENT STATEMENT 12

DESCRIPTION	COST OR OTHER BASIS	ACCUMULATED DEPRECIATION	BOOK VALUE
FURNITURE AND EQUIPMENT	8,263.	8,263.	0.
COMPUTER	8,833.	8,833.	0.
COMPUTER	3,401.	3,401.	0.
COPIER	12,544.	12,544.	0.
COMPUTER	2,378.	2,377.	1.
FAX MACHINE	1,278.	1,275.	3.
COMPUTER	2,248.	2,248.	0.
COMPUTER SOFTWARE	5,750.	5,750.	0.
COPIER	10,350.	10,350.	0.
PRINTER	2,117.	2,117.	0.
COMPUTER	1,230.	1,230.	0.
COMPUTER	2,423.	2,423.	0.
TELEPHONE SYSTEM	4,325.	4,325.	0.
FURNITURE	3,463.	3,463.	0.
FURNITURE	539.	539.	0.
OFFICE EQUIPMENT	750.	750.	0.
COMPUTER EQUIPMENT	4,125.	4,125.	0.
COMPUTER EQUIPMENT	19,151.	19,151.	0.
COMPUTER EQUIPMENT	2,755.	2,755.	0.
COMPUTER EQUIPMENT	12,873.	11,586.	1,287.
TELEPHONE SYSTEM	553.	165.	388.
COMPUTER	1,312.	131.	1,181.
OFFICE EQUIPMENT	1,702.	170.	1,532.
TOTAL TO FM 990-PF, PART II, LN 14	112,363.	107,971.	4,392.

FORM 990-PF OTHER ASSETS STATEMENT 13

DESCRIPTION	BEGINNING OF YR BOOK VALUE	END OF YEAR BOOK VALUE	FAIR MARKET VALUE
ACCRUED INTEREST AND DIVIDENDS	2,383.	16,264.	16,264.
TO FORM 990-PF, PART II, LINE 15	2,383.	16,264.	16,264.

FORM 990-PF	OTHER LIABILITIES	STATEMENT 14
DESCRIPTION	BOY AMOUNT	EOY AMOUNT
FEDERAL EXCISE TAXES PAYABLE	587.	-2,061.
DEFERRED EXCISE TAXES PAYABLE	0.	30,935.
TOTAL TO FORM 990-PF, PART II, LINE 22	587.	28,874.

Asset No	Description	Date Acquired	Method	Life	Line No	Unadjusted Cost Or Basis	Bus % Excl	* Reduction in Basis	Basis For Depreciation	Accumulated Depreciation	Current Sec 179	Current Year Deduction
1	FURNITURE AND EQUIPMENT	VARIABLE	SL	8.00	16	8,263.			8,263.	8,263.		0.
2	COMPUTER	060194	SL	8.00	16	8,833.			8,833.	8,833.		0.
3	COMPUTER	070196	SL	8.00	16	3,401.			3,401.	3,401.		0.
4	COPIER	020196	SL	8.00	16	12,544.			12,544.	12,544.		0.
5	COMPUTER	120197	SL	8.00	16	2,378.			2,378.	2,377.		0.
6	FAX MACHINE	040197	SL	8.00	16	1,278.			1,278.	1,275.		0.
7	COMPUTER	060199	SL	8.00	16	2,248.			2,248.	2,248.		0.
8	COMPUTER SOFTWARE	123199	SL	8.00	16	5,750.			5,750.	5,750.		0.
9	COPIER	102600	SL	8.00	16	10,350.			10,350.	10,350.		0.
10	PRINTER	110600	SL	8.00	16	2,117.			2,117.	2,117.		0.
11	COMPUTER	102900	SL	8.00	16	1,230.			1,230.	1,230.		0.
12	COMPUTER	121400	SL	8.00	16	2,423.			2,423.	2,423.		0.
13	TELEPHONE SYSTEM	110300	SL	8.00	16	4,325.			4,325.	4,325.		0.
14	FURNITURE	110600	SL	8.00	16	3,463.			3,463.	3,463.		0.
15	FURNITURE	011001	SL	8.00	16	539.			539.	539.		0.
16	OFFICE EQUIPMENT	011001	SL	8.00	16	750.			750.	750.		0.
17	COMPUTER EQUIPMENT	063001	SL	8.00	16	4,125.			4,125.	4,125.		0.
18	COMPUTER EQUIPMENT	063003	SL	8.00	16	19,151.			19,151.	19,151.		0.

328102
05-01-13

(D) Asset disposed

* ITC, Section 179, Salvage, Bonus, Commercial Revitalization Deduction

2013 DEPRECIATION AND AMORTIZATION REPORT

FORM 990-PF PAGE 1

990-PF

Asset No	Description	Date Acquired	Method	Life	Line No	Unadjusted Cost Or Basis	Bus % Excl	* Reduction In Basis	Basis For Depreciation	Accumulated Depreciation	Current Sec 179	Current Year Deduction
19	COMPUTER EQUIPMENT	063005SL		5.00	16	2,755.			2,755.	2,755.		0.
20	COMPUTER EQUIPMENT	063009SL		5.00	16	12,873.			12,873.	9,011.		2,575.
21	TELEPHONE SYSTEM	063012SL		5.00	16	553.			553.	54.		111.
22	COMPUTER	063013SL		5.00	16	1,312.			1,312.			131.
23	OFFICE EQUIPMENT	063013SL		5.00	16	1,702.			1,702.			170.
	* TOTAL 990-PF PG 1 DEPR					112,363.		0.	112,363.	104,984.	0.	2,987.

328102
05-01-13

(D) - Asset disposed

* ITC, Section 179, Salvage, Bonus, Commercial Revitalization Deduction

Form **4562**Department of the Treasury
Internal Revenue Service (99)
Name(s) shown on return**Depreciation and Amortization 990-PF**
(Including Information on Listed Property)

▶ See separate instructions.

▶ Attach to your tax return.

OMB No 1545-0172

2013Attachment
Sequence No 179**WIEBOLDT FOUNDATION****FORM 990-PF PAGE 1****36-2167955****Part I Election To Expense Certain Property Under Section 179** Note: If you have any listed property, complete Part V before you complete Part I.

1 Maximum amount (see instructions)	1	500,000.
2 Total cost of section 179 property placed in service (see instructions)	2	
3 Threshold cost of section 179 property before reduction in limitation	3	2,000,000.
4 Reduction in limitation. Subtract line 3 from line 2. If zero or less, enter -0-	4	
5 Dollar limitation for tax year. Subtract line 4 from line 1. If zero or less, enter -0-. If married filing separately, see instructions	5	
6 (a) Description of property	(b) Cost (business use only)	(c) Elected cost
7 Listed property. Enter the amount from line 29	7	
8 Total elected cost of section 179 property. Add amounts in column (c), lines 6 and 7	8	
9 Tentative deduction. Enter the smaller of line 5 or line 8	9	
10 Carryover of disallowed deduction from line 13 of your 2012 Form 4562	10	
11 Business income limitation. Enter the smaller of business income (not less than zero) or line 5	11	
12 Section 179 expense deduction. Add lines 9 and 10, but do not enter more than line 11	12	
13 Carryover of disallowed deduction to 2014. Add lines 9 and 10, less line 12	13	

Note: Do not use Part II or Part III below for listed property. Instead, use Part V.

Part II Special Depreciation Allowance and Other Depreciation (Do not include listed property)

14 Special depreciation allowance for qualified property (other than listed property) placed in service during the tax year	14	
15 Property subject to section 168(f)(1) election	15	
16 Other depreciation (including ACRS)	16	2,987.

Part III MACRS Depreciation (Do not include listed property.) (See instructions.)**Section A**

17 MACRS deductions for assets placed in service in tax years beginning before 2013	17	
18 If you are electing to group any assets placed in service during the tax year into one or more general asset accounts, check here		

Section B - Assets Placed in Service During 2013 Tax Year Using the General Depreciation System

(a) Classification of property	(b) Month and year placed in service	(c) Basis for depreciation (business/investment use only - see instructions)	(d) Recovery period	(e) Convention	(f) Method	(g) Depreciation deduction
19a 3-year property						
b 5-year property						
c 7-year property						
d 10-year property						
e 15-year property						
f 20-year property						
g 25-year property			25 yrs		S/L	
h Residential rental property	/		27 5 yrs.	MM	S/L	
	/		27 5 yrs.	MM	S/L	
i Nonresidential real property	/		39 yrs	MM	S/L	
	/			MM	S/L	

Section C - Assets Placed in Service During 2013 Tax Year Using the Alternative Depreciation System

20a Class life					S/L	
b 12-year			12 yrs.		S/L	
c 40-year	/		40 yrs.	MM	S/L	

Part IV Summary (See instructions.)

21 Listed property. Enter amount from line 28	21	
22 Total. Add amounts from line 12, lines 14 through 17, lines 19 and 20 in column (g), and line 21. Enter here and on the appropriate lines of your return. Partnerships and S corporations - see instr.	22	2,987.
23 For assets shown above and placed in service during the current year, enter the portion of the basis attributable to section 263A costs	23	

Part V**Listed Property** (Include automobiles, certain other vehicles, certain computers, and property used for entertainment, recreation, or amusement.)**Note:** For any vehicle for which you are using the standard mileage rate or deducting lease expense, complete only 24a, 24b, columns (a) through (c) of Section A, all of Section B, and Section C if applicable**Section A - Depreciation and Other Information (Caution: See the instructions for limits for passenger automobiles)...****24a** Do you have evidence to support the business/investment use claimed? ☐ Yes ☐ No **24b** If "Yes," is the evidence written? ☐ Yes ☐ No

(a) Type of property (list vehicles first)	(b) Date placed in service	(c) Business/ investment use percentage	(d) Cost or other basis	(e) Basis for depreciation (business/investment use only)	(f) Recovery period	(g) Method/ Convention	(h) Depreciation deduction	(i) Elected section 179 cost
--	-------------------------------------	--	-------------------------------	--	---------------------------	------------------------------	----------------------------------	---------------------------------------

25 Special depreciation allowance for qualified listed property placed in service during the tax year and used more than 50% in a qualified business use**25****26** Property used more than 50% in a qualified business use

		%						
		%						
		%						

27 Property used 50% or less in a qualified business use:

		%			S/L -		
		%			S/L -		
		%			S/L -		

28 Add amounts in column (h), lines 25 through 27. Enter here and on line 21, page 1**28****29** Add amounts in column (i), line 26. Enter here and on line 7, page 1**29****Section B - Information on Use of Vehicles**

Complete this section for vehicles used by a sole proprietor, partner, or other "more than 5% owner," or related person. If you provided vehicles to your employees, first answer the questions in Section C to see if you meet an exception to completing this section for those vehicles.

	(a) Vehicle	(b) Vehicle	(c) Vehicle	(d) Vehicle	(e) Vehicle	(f) Vehicle
30 Total business/investment miles driven during the year (do not include commuting miles)						
31 Total commuting miles driven during the year						
32 Total other personal (noncommuting) miles driven						
33 Total miles driven during the year. Add lines 30 through 32						
34 Was the vehicle available for personal use during off-duty hours?	Yes No	Yes No	Yes No	Yes No	Yes No	Yes No
35 Was the vehicle used primarily by a more than 5% owner or related person?						
36 Is another vehicle available for personal use?						

Section C - Questions for Employers Who Provide Vehicles for Use by Their Employees

Answer these questions to determine if you meet an exception to completing Section B for vehicles used by employees who are not more than 5% owners or related persons.

37 Do you maintain a written policy statement that prohibits all personal use of vehicles, including commuting, by your employees?	Yes	No
38 Do you maintain a written policy statement that prohibits personal use of vehicles, except commuting, by your employees? See the instructions for vehicles used by corporate officers, directors, or 1% or more owners		
39 Do you treat all use of vehicles by employees as personal use?		
40 Do you provide more than five vehicles to your employees, obtain information from your employees about the use of the vehicles, and retain the information received?		
41 Do you meet the requirements concerning qualified automobile demonstration use?		

Note: If your answer to 37, 38, 39, 40, or 41 is "Yes," do not complete Section B for the covered vehicles**Part VI Amortization**

(a) Description of costs	(b) Date amortization begins	(c) Amortizable amount	(d) Code section	(e) Amortization period or percentage	(f) Amortization for this year
42 Amortization of costs that begins during your 2013 tax year.					
43 Amortization of costs that began before your 2013 tax year				43	
44 Total. Add amounts in column (f). See the instructions for where to report				44	



Account Statement

December 1, 2013 - December 31, 2013


Account Number 23-89089
WIEBOLDT FOUNDATION

Financial Summary

Account Market Values

Asset Class	Value as of December 31, 2013	Value as of November 30, 2013	Change
Equity Securities	\$10,318,521.22	\$10,127,890.47	\$190,630.75
Fixed Income Securities	4,984,196.54	4,902,500.55	81,695.99
Hedge Funds	1,659,526.73	1,624,482.22	35,044.51
Private Equity	243,750.00	243,750.00	0.00
Real Estate	910,540.29	912,790.24	(2,249.95)
Commodities	742,004.80	727,904.98	14,099.82
Cash and Short Term Investments	26,089.95	174,124.00	(148,034.05)
Total	\$18,884,629.53	\$18,713,442.46	\$171,187.07


Asset Allocation



Equity Securities	54.6%
Fixed Income Securities	26.4%
Hedge Funds	8.8%
Private Equity	1.3%
Real Estate	4.8%
Commodities	3.9%
Cash and Short Term Investments	0.1%
Total	100.0%

Value Over Time

(in thousands)



Value Net Contributions/Withdrawals

Investment Objective and Asset Allocation Guidelines

Growth With Moderate Income

This objective is appropriate for aggressive investors with a long-term investment horizon who can also tolerate periods of negative returns during difficult markets in exchange for higher potential returns over time. The objective is intended to provide long-term capital appreciation with secondary concern for income. If this investment objective is no longer appropriate, please contact your Portfolio Manager.

	Standard	Accredited	Global
Equity Securities	42 - 90 %	29 - 74 %	28 - 52 %
Fixed Income Securities	15 - 34 %	15 - 34 %	11 - 21 %
Alternatives	6 - 17 %	6 - 39 %	5 - 55 %
Cash and Short Term Investments	0 - 10 %	0 - 10 %	0 - 10 %

Asset allocation within an account may differ from the ranges outlined above depending on any number of factors, including but not limited to, the role of that specific account in the broader client asset allocation, account circumstances, client direction and market conditions. Should rebalancing of the account's asset allocation be appropriate, a reasonable amount of time will be required.





Account Statement

December 1, 2013 - December 31, 2013

Account Number 23-89089
WIEBOLDT FOUNDATION

Portfolio Summary

	Market Value	Change From Prior Period	Cost	Unrealized Gain/Loss	Estimated Annual Income	Yield	% of Assets
Equity Securities							
Large Cap	\$ 4,692,066.89	\$ 115,196.04	\$ 3,624,394.48	\$ 1,067,672.41	\$ 81,485.15	1.7%	24.8%
Mid Cap	402,998.78	11,782.74	297,348.90	105,649.88	3,506.21	0.9%	2.1%
Small Cap	774,666.54	16,558.99	650,050.32	124,616.22	6,033.00	0.8%	4.1%
International Developed	3,166,854.26	52,912.87	3,079,720.94	87,133.32	49,471.52	1.6%	16.8%
International Emerging	1,281,934.75	(\$ 5,819.89)	1,323,443.92	(\$ 41,509.17)	17,529.21	1.4%	6.8%
Total Equity Securities	\$ 10,318,521.22	\$ 190,630.75	\$ 8,974,958.56	\$ 1,343,562.66	\$ 158,025.10	1.5%	54.6%
Fixed Income Securities							
Corporate/Government	4,222,244.26	84,054.05	4,218,225.12	6,923.18	125,219.10	3.0%	22.4%
High Yield	52,795.16	(\$ 697.29)	63,132.84	(\$ 10,531.66)	2,327.79	4.4%	0.3%
International Developed	176,267.84	(\$ 591.57)	184,162.37	(\$ 7,894.53)	3,989.22	2.3%	0.9%
Other Bonds	532,889.28	(\$ 1,069.20)	540,269.68	(\$ 7,380.40)	2,245.32	0.4%	2.8%
Total Fixed Income Securities	\$ 4,984,196.54	\$ 81,695.99	\$ 5,005,790.01	(\$ 18,883.41)	\$ 133,781.43	2.7%	26.4%
Hedge Funds							
Hedge Fund of Funds	1,659,526.73	35,044.51	1,462,638.29	196,888.44	0.00	0.0%	8.8%
Total Hedge Funds	\$ 1,659,526.73	\$ 35,044.51	\$ 1,462,638.29	\$ 196,888.44	\$ 0.00	0.0%	8.8%
Private Equity							
Private Equity	243,750.00	0.00	243,750.00	0.00	0.00	0.0%	1.3%
Total Private Equity	\$ 243,750.00	\$ 0.00	\$ 243,750.00	\$ 0.00	\$ 0.00	0.0%	1.3%

Continued on next page





Account Statement

December 1, 2013 - December 31, 2013

Account Number 23-89089
WIEBOLDT FOUNDATION

Portfolio Summary (continued)

	Market Value	Change From Prior Period	Cost	Unrealized Gain/Loss	Estimated Annual Income	Yield	% of Assets
Real Estate							
Real Estate Funds	910,540.29	(\$ 2,249.95)	866,571.77	43,968.52	31,121.00	3.4%	4.8%
Total Real Estate	\$ 910,540.29	(\$ 2,249.95)	\$ 866,571.77	\$ 43,968.52	\$ 31,121.00	3.4%	4.8%
Commodities							
Commodities	742,004.80	14,099.82	741,799.22	(14,530.15)	14,731.92	2.0%	3.9%
Total Commodities	\$ 742,004.80	\$ 14,099.82	\$ 741,799.22	(\$ 14,530.15)	\$ 14,731.92	2.0%	3.9%
Cash and Short Term Investments							
Cash	26,089.95	(\$ 148,034.05)	26,088.48	0.00	2.61	0.0%	0.1%
Total Cash and Short Term Investments	\$ 26,089.95	(\$ 148,034.05)	\$ 26,088.48	\$ 0.00	\$ 2.61	0.0%	0.1%
Total Portfolio	\$ 18,884,629.53	\$ 171,187.07	\$ 17,321,596.33	\$ 1,551,006.06	\$ 337,662.05	1.8%	100.0%





Account Statement

December 1, 2013 - December 31, 2013

Account Number 23-89089
WIEBOLDT FOUNDATION

Portfolio Details

	Market Price	Shares	Market Value	Cost	Unrealized Gain/(Loss)	Accrual	Estimated Annual Income	Yield	% of Assets
Equity Securities - Large Cap									
MFB NORTHERN FDS STK INDEX FD (NOSIX)	\$22.860	205,252.27	\$4,692,066.89	\$3,624,394.48	\$1,067,672.41		\$81,485.15	1.7%	45.5%
Total Large Cap			\$4,692,066.89	\$3,624,394.48	\$1,067,672.41		\$81,485.15	1.7%	45.5%
Equity Securities - Mid Cap									
MFB NORTHERN MID CAP INDEX FD (NOMIX)	\$16.890	11,838.24	\$199,947.87	\$134,600.20	\$65,347.67		\$2,071.69	1.0%	1.9%
MFB NORTHERN MULTI-MANAGER MID CAP FUND (NMMCX)	13.730	14,788.85	203,050.91	162,748.70	40,302.21		1,434.52	0.7%	2.0%
Total Mid Cap			\$402,998.78	\$297,348.90	\$105,649.88		\$3,506.21	0.9%	3.9%
Equity Securities - Small Cap									
MFB NORTHERN FDS SMALL CAP INDEX FD (NSIDX)	\$12.250	32,538.23	\$398,593.31	\$305,131.15	\$93,462.16		\$3,351.44	0.8%	3.9%
MFB NORTHERN MULTI-MANAGER SMALL CAP FUND (NMMSX)	11.500	32,702.02	376,073.23	344,919.17	31,154.06		2,681.57	0.7%	3.6%
Total Small Cap			\$774,666.54	\$650,050.32	\$124,616.22		\$6,033.00	0.8%	7.5%
Equity Securities - International Developed									
MFB NORTHERN INTL EQUITY INDEX FD (NOINX)	\$12.340	135,587.99	\$1,673,155.79	\$1,647,750.99	\$25,404.80		\$32,541.12	1.9%	16.2%
MFB NORTHERN MULTI-MANAGER INTL EQUITY FUND (NMIEF)	10.940	136,535.51	1,493,698.47	1,431,969.95	61,728.52		16,930.40	1.1%	14.5%

Continued on next page





Account Statement

December 1, 2013 - December 31, 2013

Account Number 23-89089
WIEBOLDT FOUNDATION

Portfolio Details (continued)

	Market Price	Shares	Market Value	Cost	Unrealized Gain/(Loss)	Accrual	Estimated Annual Income	Yield	% of Assets
Total International Region - USD			\$3,166,854.26	\$3,079,720.94	\$87,133.32		\$49,471.52	1.6%	30.7%
Total International Developed			\$3,166,854.26	\$3,079,720.94	\$87,133.32		\$49,471.52	1.6%	30.7%
Equity Securities - International Emerging									
MFB NORTHERN FDS MULTI MANAGER EMERGING MKTS EQUITY FD (INMMEX)	\$19.050	47,780.38	\$910,216.23	\$971,160.55	(\$60,944.32)		\$10,081.66	1.1%	8.8%
MFB NORTHERN FUNDS EMERGING MKTS EQUITY INDEX FUND (NOEMX)	11.280	32,953.77	371,718.52	352,283.37	19,435.15		7,447.55	2.0%	3.6%
Total Emerging Markets Region - USD			\$1,281,934.75	\$1,323,443.92	(\$41,509.17)		\$17,529.21	1.4%	12.4%
Total International Emerging			\$1,281,934.75	\$1,323,443.92	(\$41,509.17)		\$17,529.21	1.4%	12.4%
Total Equity Securities			\$10,318,521.22	\$8,974,958.56	\$1,343,562.66		\$158,025.10	1.5%	100.0%
	Market Price	Par Value/Rating	Market Value	Cost	Unrealized Gain/(Loss)	Accrual	Estimated Annual Income	Yield/YTM	% of Assets
Fixed Income Securities - Corporate/ Government									
2036 CMO BEAR STEARNS ARM TR 2006-2 PASSTHRU CTF CL IV-A-1 6 05424% 07-25-2036 REG (CMO1)***	\$86.340	30,614.51 NR	\$26,432.59	\$30,669.57 *		\$123.17	\$1,478.12	5.6% 5.9%	0.5%
Funds MFB NORTHERN FDS BD INDEX FD (NOBOX)	10.420	153,396.15	1,598,387.88	1,551,964.02	46,423.86		44,178.09	2.8%	32.1%

Continued on next page





Account Statement

December 1, 2013 - December 31, 2013

Account Number 23-89089
WIEBOLDT FOUNDATION

Portfolio Details (continued)

	Market Price	Par Value/ Rating	Market Value	Cost	Unrealized Gain/(Loss)	Accrual	Estimated Annual Income	Yield/ YTM	% of Assets
MFC ISHARES 1 3 YEAR CREDIT BOND ETF (CSJ)	105.460	14,231.00	1,500,801.26	1,500,942.15	(140.89)	1,209.77	17,518.36	1.2%	30.1%
MFO PIMCO FDS EMERGING LOCAL BD FD INSTL CL USD (PELBX)	9.330	37,296.96	347,980.63	392,633.45	(44,652.82)		17,641.46	5.1%	7.0%
MFO PIMCO FDS PAC INVT MGMT SER HIGH YIELD FD INSTL CL (PHIYX)	9.610	77,763.68	747,308.96	742,015.93	5,293.03		44,403.06	5.9%	15.0%
Total Corporate/ Government			\$4,220,911.32	\$4,218,225.12	\$6,923.18	\$1,332.94	\$125,219.10	3.0%	84.7%
Fixed Income Securities - High Yield									
2037 CMO CHASE MTG FN TR SER 2007-A1 CL 12-M3 FLT RT DUE 03-25-2037 BEO (CMO1)***	\$83.952	62,656.33 Caa2	\$52,601.18	\$63,132.84	(\$10,531.66)	\$193.98	\$2,327.79	4.4% 4.9%	1.1%
Total High Yield			\$52,601.18	\$63,132.84	(\$10,531.66)	\$193.98	\$2,327.79	4.4%	1.1%
Fixed Income Securities - International Developed									
Funds MFO ROWE 1 PRICE INTERNATIONAL FUNDS INC/INTERNATIONAL BOND FUND OPEN END FUND (RPIBX)	\$9.500	18,554.51	\$176,267.84	\$184,162.37	(\$7,894.53)		\$3,989.22	2.3%	3.5%
Total International Region - USD			\$176,267.84	\$184,162.37	(\$7,894.53)		\$3,989.22	2.3%	3.5%
Total International Developed			\$176,267.84	\$184,162.37	(\$7,894.53)		\$3,989.22	2.3%	3.5%

Continued on next page





Account Statement

December 1, 2013 - December 31, 2013

Account Number 23-89089
WIEBOLDT FOUNDATION

Portfolio Details (continued)

	Market Price	Par Value/ Rating	Market Value	Cost	Unrealized Gain/(Loss)	Accrual	Estimated Annual Income	Yield/ YTM	% of Assets
Fixed Income Securities - Other Bonds									
Funds									
MFC FLEXSHARES TR IBOXX 3 YR TARGET DURATION TIPS INDEX FD TR IBOXX 3 YR TARGET DURATION TIPS INDEX FD (TDIT)	\$24 920	21 384 00	\$532 889 28	\$540 269 68	(\$7,380 40)		\$2 245 32	0 4%	10 7%
Total Other Bonds			\$532,889 28	\$540,269 68	(\$7,380 40)		\$2 245 32	0 4%	10 7%
Total Fixed Income Securities			\$4,982,669 62	\$5,005,790 01	(\$18 883 41)	\$1,526 92	\$133,781 43	2 7%	100 0%
	Market Price	Units	Market Value	Cost	Unrealized Gain/(Loss)	Accrual	Estimated Annual Income	Yield	% of Assets
Hedge Funds - Hedge Fund of Funds									
HF NORTHERN TRUST ALPHA STRATEGIES FUND	\$14 680	113 046 78	\$1 659 526 73	\$1 462 638 29	\$196 888 44				100 0%
Total Hedge Fund of Funds			\$1,659,526 73	\$1,462,638 29	\$196,888 44				100 0%
Total Hedge Funds			\$1,659,526 73	\$1,462,638 29	\$196,888 44				100 0%
	Market Price	Units	Market Value	Cost	Unrealized Gain/(Loss)	Accrual	Estimated Annual Income	Yield	% of Assets
Private Equity - Private Equity									
NORTHERN TRUST PRIVATE EQUITY FUND V		243,750 00	\$243 750 00	\$243 750 00	\$0 00				100 0%
Total Private Equity			\$243,750 00	\$243,750 00	\$0 00				100 0%

Continued on next page





Account Statement

December 1, 2013 - December 31, 2013

Account Number 23-89089
WIEBOLDT FOUNDATION

Portfolio Details (continued)

	Market Price	Units	Market Value	Cost	Unrealized Gain/(Loss)	Accrual	Estimated Annual Income	Yield	% of Assets
<hr/>									
Total Private Equity			\$243,750.00	\$243,750.00	\$0.00				100.0%
<hr/>									
	Market Price	Shares	Market Value	Cost	Unrealized Gain/(Loss)	Accrual	Estimated Annual Income	Yield	% of Assets
<hr/>									
Real Estate - Real Estate Funds									
MFB NORTHERN FDS GLOBAL REAL ESTATE INDEX FD (NGREX)	\$9.070	100,390.33	\$910,540.29	\$866,571.77	\$43,968.52		\$31,121.00	3.4%	100.0%
Total Real Estate Funds			\$910,540.29	\$866,571.77	\$43,968.52		\$31,121.00	3.4%	100.0%
Total Real Estate			\$910,540.29	\$866,571.77	\$43,968.52		\$31,121.00	3.4%	100.0%
<hr/>									
	Market Price	Units	Market Value	Cost	Unrealized Gain/(Loss)	Accrual	Estimated Annual Income	Yield	% of Assets
<hr/>									
Commodities - Commodities									
MFC FLEXSHARES TR MORNINGSTAR GLOBAL UPSTREAM NAT RES INDEX FD (GUNR)	\$34.310	21,197.00	\$727,269.07	\$741,799.22	(\$14,530.15)	\$14,735.73	\$14,731.92	2.0%	100.0%
Total Global Region - USD			\$727,269.07	\$741,799.22	(\$14,530.15)	\$14,735.73	\$14,731.92	2.0%	100.0%
Total Commodities			\$727,269.07	\$741,799.22	(\$14,530.15)	\$14,735.73	\$14,731.92	2.0%	100.0%
Total Commodities			\$727,269.07	\$741,799.22	(\$14,530.15)	\$14,735.73	\$14,731.92	2.0%	100.0%

Continued on next page





Account Statement

December 1, 2013 - December 31, 2013

Account Number 23-89089
WIEBOLDT FOUNDATION

Portfolio Details (continued)

	Market Price	Market Value	Cost	Unrealized Gain/(Loss)	Accrual	Estimated Annual Income	Yield/ YTM	% of Assets
Cash and Short Term Investments - Cash								
<i>Available cash balances are invested daily in NORTHERN INSTL FDS DIVERSIFIED ASSETS PORTFOLIO</i>								
PRINCIPAL CASH	\$1 000 (2 249 432 92)	(\$2,249 432 92)	(\$2 249,432 92)	\$0 00				
INCOME CASH	1 000 2,275 521 40	2 275,521 40	2 275,521 40	0 00				
Total Cash		\$26 088 48	\$26,088 48	\$0 00	\$1 47	\$2 61	0 0%	
Total Cash and Short Term Investments		\$26,088 48	\$26,088 48	\$0 00	\$1 47	\$2 61	0 0%	
Total Portfolio		\$18,868,365 41	\$17,321,596 33	\$1,551,006 06	\$16,264 12	\$337,662 05	1 8%	
Total Accrual		\$16,264 12						
Total Value		\$18,884,629 53						

* Complete cost information not available

*** No Investment Responsibility Asset - asset held in the account per client direction, but not subject to those provisions in the account agreement relating to investment management. See Glossary





Account Statement

December 1, 2013 - December 31, 2013

Account Number 23-89089
WIEBOLDT FOUNDATION

Income Summary

Based on the current portfolio, the estimated annual income for this relationship is \$337,662.05. The following summary may not include income from real estate, oil and gas interests, limited partnerships, or certain other sources not related to securities.

	Received This Period	Received Year to Date
Dividends	\$ 117,610.27	\$ 251,560.35
Interest	4,533.81	86,201.70
Other Income	12,430.20	12,551.79
Total Income	\$ 134,574.28	\$ 350,313.84
Taxable	134,574.28	350,313.84
US Tax-Exempt	0.00	0.00

Realized Gain/Loss Summary

	This Period	Year to Date
Equity Securities	\$ 107,548.49	(\$ 284,799.76)
Fixed Income Securities	\$ 34,637.48	\$ 27,356.28
Other	\$ 0.00	\$ 133,043.02
Loss Carryover	\$ 0.00	\$ 0.00
Total Realized Gain/Loss	\$ 142,185.97	(\$ 124,400.46)
Short Term Gain/Loss	\$ 0.00	(\$ 3,390.71)
Wash Sales Short Term G/L	\$ 0.00	\$ 0.00
Long Term Gain/Loss	\$ 142,185.97	(\$ 121,009.75)
Wash Sales Long Term G/L	\$ 0.00	\$ 0.00

Does not include gain/loss information for Alternative Investments and Multi-Advisor Funds.



2013 Tax Information Statement

Page 7 of 27
Ref: SAM

THE NORTHERN TRUST COMPANY
P.O. BOX 803878
CHICAGO, IL 60680

Account Number: 23-89089
Recipient's Tax ID Number: XX-XXX7955

Recipient's Name and Address:
WIEBOLDT FOUNDATION
ATTN: CARMEN PRIETO
53 W. JACKSON BLVD. STE. 1252
CHICAGO, IL 60604-3609

☐ Corrected

☐ 2nd TIN notice

2013 Proceeds from Broker and Barter Exchange Transactions

Sales are listed at Gross Proceeds less commissions and option premiums.

Cusip	Description	Stock or Other Symbol	Quantity Sold	Date of Sale or Exchange	Date of Acquisition	Stocks Bonds, etc.	Cost or Other Basis	Wash Sale Loss Disallowed	Net Gain or Loss	Federal Income Tax Withheld	State Tax Withheld
Short Term Sales											
78463V107	MFC SPDR GOLD TR GOLD SHS	GLD									
309.0000	04/03/2013	02/08/2013				46,512.79	49,903.50	0.00	-3,390.71	0.00	0.00
Total Short Term Sales						46,512.79	49,903.50	0.00	-3,390.71	0.00	0.00
Long Term Sales											
07388DAF5	CMO BEAR STEARNS ARM TR 2006-2 PASSTHRU CTF CL	CMO1									
681.8800	IV-A-1 6 05424 07-25-2036 REG					681.88	681.88	0.00	0.00	0.00	0.00
01/25/2013	10/18/2006										
665130100	MFB NORTHN MID CAP INDEX FD FD	NOMIX									
1045.3000	02/08/2013	10/19/2007				15,000.00	13,494.82	0.00	1,505.18	0.00	0.00
665130209	MFB NORTHN INTL EQTY INDEX FD	NOINX									
17773.6200	02/08/2013	10/19/2007				190,000.00	353,346.05	0.00	-163,346.05	0.00	0.00
665162483	MFB NORTHN FDS MULTI-MANAGER EMERGING MKTS	NMMEX									
1141.6700	EQTY FD					22,000.00	25,927.33	0.00	-3,927.33	0.00	0.00
02/08/2013	01/26/2011										
665162558	MFB NORTHN MULTI-MANAGER INTL EQTY FD FD	NMIEX									
812.1800	02/08/2013	10/19/2007				8,000.00	10,477.12	0.00	-2,477.12	0.00	0.00
665162566	MFB NORTHN MULTIMGR SMALL CAP FD	NMMSX									
476.6400	02/08/2013	10/19/2007				5,000.00	5,557.62	0.00	-557.62	0.00	0.00
665162574	MFB NORTHN MULTIMGR MID CAP FD	NMMCX									
1161.8900	02/08/2013	10/19/2007				15,000.00	13,849.73	0.00	1,150.27	0.00	0.00

This is important tax information and is being furnished to you.

2013 Tax Information Statement

THE NORTHERN TRUST COMPANY
P.O. BOX 803878
CHICAGO, IL 60680

Account Number: 23-89089
Recipient's Tax ID Number: XX-XXX7955

☐ Corrected

☐ 2nd TIN notice

Recipient's Name and Address:
WIEBOLDT FOUNDATION
ATTN: CARMEN PRIETO
53 W. JACKSON BLVD. STE. 1252
CHICAGO, IL 60604-3609

Page 8 of 27
Ref: SAM

Sales are listed at Gross Proceeds less commissions and option premiums.

Cusip	Description	Stock or Other Symbol	Quantity Sold	Date of Sale or Exchange	Date of Acquisition	Stocks, Bonds, etc.	Cost or Other Basis	Wash Sale Loss Disallowed	Net Gain or Loss	Federal Income Tax Withheld	State Tax Withheld
665162723	MFB NORTHN FDS SMALL CAP INDEX FD	NSIDX	1504.5100	02/08/2013	10/19/2007	15,000.00	13,397.36	0.00	1,602.64	0.00	0.00
665162772	MFB NORTHERN FDS STK INDEX FD	NOSIX	6100.8000	02/08/2013	10/19/2007	115,000.00	133,950.75	0.00	-18,950.75	0.00	0.00
07388DAF5	CMO BEAR STEARNS ARM TR 2006-2 PASSTHRU CTF CL IV-A-1 6.05424 07-25-2036 REG	CMO1	390.1700	02/25/2013	10/18/2006	390.17	390.17	0.00	0.00	0.00	0.00
161630CA4	CMO CHASE MTG FIN TR SER 2007-A1 CL 12-M3 FLT RT DUE 03-25-2037 BEO	CMO1	1311.7800	02/25/2013	02/14/2007	1,311.78	1,311.78	0.00	0.00	0.00	0.00
665130209	MFB NORTHN INTL EQTY INDEX FD	NOINX	1846.7200	03/18/2013	10/19/2007	20,000.00	36,713.47	0.00	-16,713.47	0.00	0.00
665162533	MFB NORTHERN FUNDS BD INDEX FD	NOBOX	14732.9700	03/18/2013	Various	159,999.99	160,247.09	0.00	-247.10	0.00	0.00
665162541	MFB NORTHERN FDS GLOBAL REAL ESTATE INDEX FD	NGREX	2609.6000	03/18/2013	02/24/2012	25,000.00	21,816.25	0.00	3,183.75	0.00	0.00
07388DAF5	CMO BEAR STEARNS ARM TR 2006-2 PASSTHRU CTF CL IV-A-1 6.05424 07-25-2036 REG	CMO1	201.3600	03/25/2013	10/18/2006	201.36	201.36	0.00	0.00	0.00	0.00
161630CA4	CMO CHASE MTG FIN TR SER 2007-A1 CL 12-M3 FLT RT DUE 03-25-2037 BEO	CMO1	2047.2400	03/25/2013	02/14/2007	2,047.24	2,047.24	0.00	0.00	0.00	0.00

This is important tax information and is being furnished to you.

2013 Tax Information Statement

Page 9 of 27

THE NORTHERN TRUST COMPANY
P.O. BOX 803878
CHICAGO, IL 60680

Account Number: 23-89089
Recipient's Tax ID Number: XX-XXX7955

Recipient's Name and Address:
WIEBOLDT FOUNDATION
ATTN: CARMEN PRIETO
53 W. JACKSON BLVD. STE. 1252
CHICAGO, IL 60604-3609

Ref: SAM

☐ Corrected

☐ 2nd TIN notice

Sales are listed at Gross Proceeds less commissions and option premiums.

Cusip	Description	Stock or Other Symbol	Quantity Sold	Date of Sale or Exchange	Date of Acquisition	Stocks, Bonds, etc.	Cost or Other Basis	Wash Sale Loss Disallowed	Net Gain or Loss	Federal Income Tax Withheld	State Tax Withheld
161630CA4	CMO CHASE MTG FIN TR SER 2007-A1 CL 12-M3 FLT RT DUE 03-25-2037 BEO	CMO1	1382.9600	04/11/2013	02/14/2007	1,382.96	1,392.20	0.00	-9.24	0.00	0.00
161630CA4	CMO CHASE MTG FIN TR SER 2007-A1 CL 12-M3 FLT RT DUE 03-25-2037 BEO	CMO1	350.6600	04/18/2013	02/14/2007	350.66	353.00	0.00	-2.34	0.00	0.00
161630CA4	CMO CHASE MTG FIN TR SER 2007-A1 CL 12-M3 FLT RT DUE 03-25-2037 BEO	CMO1	952.5100	04/18/2013	02/14/2007	952.51	958.87	0.00	-6.36	0.00	0.00
161630CA4	CMO CHASE MTG FIN TR SER 2007-A1 CL 12-M3 FLT RT DUE 03-25-2037 BEO	CMO1	1327.0400	04/18/2013	02/14/2007	1,327.04	1,335.91	0.00	-8.87	0.00	0.00
161630CA4	CMO CHASE MTG FIN TR SER 2007-A1 CL 12-M3 FLT RT DUE 03-25-2037 BEO	CMO1	1354.8400	04/18/2013	02/14/2007	1,354.84	1,363.89	0.00	-9.05	0.00	0.00
161630CA4	CMO CHASE MTG FIN TR SER 2007-A1 CL 12-M3 FLT RT DUE 03-25-2037 BEO	CMO1	863.4300	04/18/2013	02/14/2007	863.43	869.20	0.00	-5.77	0.00	0.00
161630CA4	CMO CHASE MTG FIN TR SER 2007-A1 CL 12-M3 FLT RT DUE 03-25-2037 BEO	CMO1	1471.8100	04/18/2013	02/14/2007	1,471.81	1,481.64	0.00	-9.83	0.00	0.00
161630CA4	CMO CHASE MTG FIN TR SER 2007-A1 CL 12-M3 FLT RT DUE 03-25-2037 BEO	CMO1	818.9500	04/18/2013	02/14/2007	818.95	824.42	0.00	-5.47	0.00	0.00
161630CA4	CMO CHASE MTG FIN TR SER 2007-A1 CL 12-M3 FLT RT DUE 03-25-2037 BEO	CMO1	615.6300	04/18/2013	02/14/2007	615.63	619.74	0.00	-4.11	0.00	0.00

This is important tax information and is being furnished to you.

2013 Tax Information Statement

Page 10 of 27
Ref: SAM

THE NORTHERN TRUST COMPANY
P.O. BOX 803878
CHICAGO, IL 60680

Account Number: 23-89089
Recipient's Tax ID Number: XX-XXX7955

☐ Corrected

☐ 2nd TIN notice

Recipient's Name and Address:
WIEBOLDT FOUNDATION
ATTN: CARMEN PRIETO
53 W. JACKSON BLVD. STE. 1252
CHICAGO, IL 60604-3609

Sales are listed at Gross Proceeds less commissions and option premiums.

Cusip	Description	Stock or Other Symbol	Quantity Sold	Date of Sale or Exchange	Date of Acquisition	Stocks Bonds, etc.	Cost or Other Basis	Wash Sale Loss Disallowed	Net Gain or Loss	Federal Income Tax Withheld	State Tax Withheld
161630CA4	CMO CHASE MTG FIN TR SER 2007-A1 CL 12-M3 FLT RT DUE 03-25-2037 BEO 04/18/2013 02/14/2007	CMO1	515.0800			515.08	518.52	0.00	-3.44	0.00	0.00
161630CA4	CMO CHASE MTG FIN TR SER 2007-A1 CL 12-M3 FLT RT DUE 03-25-2037 BEO 04/18/2013 02/14/2007	CMO1	976.6100			976.61	983.14	0.00	-6.53	0.00	0.00
161630CA4	CMO CHASE MTG FIN TR SER 2007-A1 CL 12-M3 FLT RT DUE 03-25-2037 BEO 04/18/2013 02/14/2007	CMO1	844.5700			844.57	850.21	0.00	-5.64	0.00	0.00
07388DAF5	CMO BEAR STEARNS ARM TR 2006-2 PASSTHRU CTF CL IV-A-1 6.05424 07-25-2036 REG 04/25/2013 10/18/2006	CMO1	391.5000			391.50	391.50	0.00	0.00	0.00	0.00
161630CA4	CMO CHASE MTG FIN TR SER 2007-A1 CL 12-M3 FLT RT DUE 03-25-2037 BEO 04/25/2013 02/14/2007	CMO1	766.2400			766.24	766.24	0.00	0.00	0.00	0.00
665162558	MFB NORTHN MULTI-MANAGER INTL EQTY FD FD	NMIEX	19267.8200	05/08/2013	10/19/2007	200,000.00	248,554.88	0.00	-48,554.88	0.00	0.00
665162574	MFB NORTHN MULTIMGR MID CAP FD	NMMCX	1460.8200	05/08/2013	10/19/2007	20,000.00	17,414.17	0.00	2,585.83	0.00	0.00
665162772	MFB NORTHERN FDS STK INDEX FD	NOSIX	5914.2400	05/08/2013	10/19/2007	120,000.00	129,854.59	0.00	-9,854.59	0.00	0.00
07388DAF5	CMO BEAR STEARNS ARM TR 2006-2 PASSTHRU CTF CL IV-A-1 6.05424 07-25-2036 REG 05/28/2013 10/18/2006	CMO1	1267.0600			1,267.06	1,267.06	0.00	0.00	0.00	0.00

This is important tax information and is being furnished to you.

2013 Tax Information Statement

THE NORTHERN TRUST COMPANY
P.O. BOX 803878
CHICAGO, IL 60680

Account Number: 23-89089
Recipient's Tax ID Number: XX-XXX7955

☐ Corrected

☐ 2nd TIN notice

Recipient's Name and Address:
WIEBOLDT FOUNDATION
ATTN: CARMEN PRIETO
53 W. JACKSON BLVD. STE. 1252
CHICAGO, IL 60604-3609

Page 11 of 27
Ref: SAM

Sales are listed at Gross Proceeds less commissions and option premiums.

Cusip	Description	Stock or Other Symbol	Quantity Sold	Date of Sale or Exchange	Date of Acquisition	Stocks Bonds, etc.	Cost or Other Basis	Wash Sale Loss Disallowed	Net Gain or Loss	Federal Income Tax Withheld	State Tax Withheld
161630CA4	CMO CHASE MTG FIN TR SER 2007-A1 CL 12-M3 FLT RT	CMO1									
1196.5000	DUE 03-25-2037 BEO 05/28/2013 02/14/2007					1,196.50	1,196.50	0.00	0.00	0.00	0.00
161630CA4	CMO CHASE MTG FIN TR SER 2007-A1 CL 12-M3 FLT RT	CMO1									
1314.9000	DUE 03-25-2037 BEO 05/29/2013 02/14/2007					1,314.90	1,323.91	0.00	-9.01	0.00	0.00
161630CA4	CMO CHASE MTG FIN TR SER 2007-A1 CL 12-M3 FLT RT	CMO1									
1129.9200	DUE 03-25-2037 BEO 05/29/2013 02/14/2007					1,129.92	1,137.66	0.00	-7.74	0.00	0.00
161630CA4	CMO CHASE MTG FIN TR SER 2007-A1 CL 12-M3 FLT RT	CMO1									
1016.2500	DUE 03-25-2037 BEO 05/29/2013 02/14/2007					1,016.25	1,023.21	0.00	-6.96	0.00	0.00
161630CA4	CMO CHASE MTG FIN TR SER 2007-A1 CL 12-M3 FLT RT	CMO1									
997.2300	DUE 03-25-2037 BEO 05/29/2013 02/14/2007					997.23	1,004.06	0.00	-6.83	0.00	0.00
07388DAF5	CMO BEAR STEARNS ARM TR 2006-2 PASSTHRU CTF CL	CMO1									
141.0700	IV-A-1 6.05424 07-25-2036 REG 06/25/2013 10/18/2006					141.07	141.07	0.00	0.00	0.00	0.00
161630CA4	CMO CHASE MTG FIN TR SER 2007-A1 CL 12-M3 FLT RT	CMO1									
1405.3000	DUE 03-25-2037 BEO 06/25/2013 02/14/2007					1,405.30	1,405.30	0.00	0.00	0.00	0.00
665130100	MFB NORTHN MID CAP INDEX FD FD	NOMIX									
5342.5500	07/17/2013 10/19/2007					85,000.00	68,972.31	0.00	16,027.69	0.00	0.00
665162533	MFB NORTHERN FUNDS BD INDEX FD	NOBOX									
12322.2800	07/17/2013 10/20/2010					130,000.00	133,943.19	0.00	-3,943.19	0.00	0.00

This is important tax information and is being furnished to you.

2013 Tax Information Statement

THE NORTHERN TRUST COMPANY
P.O. BOX 803878
CHICAGO, IL 60680

Account Number: 23-89089
Recipient's Tax ID Number: XX-XXX7955
☐ Corrected ☐ 2nd TIN notice

Page 12 of 27
Ref: SAM

Recipient's Name and Address:
WIEBOLDT FOUNDATION
ATTN: CARMEN PRIETO
53 W. JACKSON BLVD. STE. 1252
CHICAGO, IL 60604-3609

Sales are listed at Gross Proceeds less commissions and option premiums.

Cusip	Description	Stock or Other Symbol	Quantity Sold	Date of Sale or Exchange	Date of Acquisition	Stocks, Bonds, etc.	Cost or Other Basis	Wash Sale Loss Disallowed	Net Gain or Loss	Federal Income Tax Withheld	State Tax Withheld
665162574	MFB NORTHN MULTIMGR MID CAP FD	NMMCX									
5625.8800	07/17/2013 10/19/2007					80,000.00	67,060.48	0.00	12,939.52	0.00	0.00
665162582	MFB NORTHN FUNDS EMERGING MKTS EQTY EQTY INDEX FD	NOEMX									
34862.3900	07/17/2013 Various					380,000.00	411,359.39	0.00	-31,359.39	0.00	0.00
665162772	MFB NORTHERN FDS STK INDEX FD	NOSIX									
14367.8200	07/17/2013 10/19/2007					300,000.00	315,463.60	0.00	-15,463.60	0.00	0.00
72201F516	MFO PIMCO FDS EMERGING LOCAL BD FD INSTLCL USD	PELBX									
5035.2500	07/18/2013 Various					50,000.00	52,990.82	0.00	-2,990.82	0.00	0.00
07388DAF5	CMO BEAR STEARNS ARM TR 2006-2 PASSTHRU CTF CL IV-A-1 6.05424 07-25-2036 REG	CMO1									
740.0900	07/25/2013 10/18/2006					740.09	740.09	0.00	0.00	0.00	0.00
161630CA4	CMO CHASE MTG FIN TR SER 2007-A1 CL 12-M3 FLT RT DUE 03-25-2037 BEO	CMO1									
803.3500	07/25/2013 02/14/2007					803.35	803.35	0.00	0.00	0.00	0.00
07388DAF5	CMO BEAR STEARNS ARM TR 2006-2 PASSTHRU CTF CL IV-A-1 6.05424 07-25-2036 REG	CMO1									
1091.8000	08/26/2013 10/18/2006					1,091.80	1,091.80	0.00	0.00	0.00	0.00
161630CA4	CMO CHASE MTG FIN TR SER 2007-A1 CL 12-M3 FLT RT DUE 03-25-2037 BEO	CMO1									
1297.9700	08/26/2013 02/14/2007					1,297.97	1,297.97	0.00	0.00	0.00	0.00
665130209	MFB NORTHN INTL EQTY INDEX FD	NOINX									
3427.5900	09/10/2013 10/19/2007					40,000.00	68,141.74	0.00	-28,141.74	0.00	0.00

This is important tax information and is being furnished to you.

2013 Tax Information Statement

THE NORTHERN TRUST COMPANY
P.O. BOX 803878
CHICAGO, IL 60680

Account Number: 23-89089
Recipient's Tax ID Number: XX-XXX7955

☐ Corrected

☐ 2nd TIN notice

Recipient's Name and Address:
WIEBOLDT FOUNDATION
ATTN: CARMEN PRIETO
53 W. JACKSON BLVD. STE. 1252
CHICAGO, IL 60604-3609

Page 13 of 27
Ref: SAM

Sales are listed at Gross Proceeds less commissions and option premiums.

Cusip	Description	Stock or Other Symbol	Quantity Sold	Date of Sale or Exchange	Date of Acquisition	Cost or Other Basis	Wash Sale Loss Disallowed	Net Gain or Loss	Federal Income Tax Withheld	State Tax Withheld
665162483	MFB NORTHN FDS MULTI-MANAGER EMERGING MKTS EQTY FD	NMMEX	3203 4200	09/10/2013	01/26/2011	60,000.00	72,749.67	0.00	-12,749.67	0.00
665162558	MFB NORTHN MULTI-MANAGER INTL EQTY FD FD	NMIEX	3849 8600	09/10/2013	10/19/2007	40,000.00	49,663.19	0.00	-9,663.19	0.00
665162582	MFB NORTHN FUNDS EMERGING MKTS EQTY EQTY INDEX FD	NOEMX	2212.3900	09/10/2013	02/17/2010	25,000.00	23,384.96	0.00	1,615.04	0.00
07388DAF5	CMO BEAR STEARNS ARM TR 2006-2 PASSTHRU CTF CL IV-A-1 6 05424 07-25-2036 REG	CMO1	732 1200	09/25/2013	10/18/2006	732.12	732.12	0.00	0.00	0.00
161630CA4	CMO CHASE MTG FIN TR SER 2007-A1 CL 12-M3 FLT RT DUE 03-25-2037 BEO	CMO1	1494.1600	09/25/2013	02/14/2007	1,494.16	1,494.16	0.00	0.00	0.00
07388DAF5	CMO BEAR STEARNS ARM TR 2006-2 PASSTHRU CTF CL IV-A-1 6 05424 07-25-2036 REG	CMO1	841.8500	10/25/2013	10/18/2006	841.85	841.85	0.00	0.00	0.00
161630CA4	CMO CHASE MTG FIN TR SER 2007-A1 CL 12-M3 FLT RT DUE 03-25-2037 BEO	CMO1	753 6800	10/25/2013	02/14/2007	753.68	753.68	0.00	0.00	0.00
665130209	MFB NORTHN INTL EQTY INDEX FD	NOINX	3640 7800	10/30/2013	10/19/2007	45,000.00	72,380.03	0.00	-27,380.03	0.00
665162483	MFB NORTHN FDS MULTI-MANAGER EMERGING MKTS EQTY FD	NMMEX	762.5800	10/30/2013	01/26/2011	15,000.00	17,318.19	0.00	-2,318.19	0.00

This is important tax information and is being furnished to you.

2013 Tax Information Statement

THE NORTHERN TRUST COMPANY
P.O. BOX 803878
CHICAGO, IL 60680

Account Number: 23-89089
Recipient's Tax ID Number: XX-XXX7955

☐ Corrected

☐ 2nd TIN notice

Recipient's Name and Address:
WIEBOLDT FOUNDATION
ATTN: CARMEN PRIETO
53 W. JACKSON BLVD. STE. 1252
CHICAGO, IL 60604-3609

Page 14 of 27
Ref: SAM

Sales are listed at Gross Proceeds less commissions and option premiums.

Cusip	Description	Stock or Other Symbol	Quantity Sold	Date of Sale or Exchange	Date of Acquisition	Stocks Bonds, etc.	Cost or Other Basis	Wash Sale Loss Disallowed	Net Gain or Loss	Federal Income Tax Withheld	State Tax Withheld
665162558	MFB NORTHN MULTI-MANAGER INTL EQTY FD FD	NMIEX	2754.8200	10/30/2013	10/19/2007	30,000.00	35,537.18	0.00	-5,537.18	0.00	0.00
665162566	MFB NORTHN MULTIMGR SMALL CAP FD	NMMSX	1159.2000	10/30/2013	10/19/2007	15,000.00	13,516.27	0.00	1,483.73	0.00	0.00
665162772	MFB NORTHERN FDS STK INDEX FD	NOSIX	2282.0600	10/30/2013	10/19/2007	50,000.00	50,105.50	0.00	-105.50	0.00	0.00
665130209	MFB NORTHN INTL EQTY INDEX FD	NOINX	3661.5100	10/31/2013	10/19/2007	45,000.00	72,792.15	0.00	-27,792.15	0.00	0.00
665162483	MFB NORTHN FDS MULTI-MANAGER EMERGING MKTS EQTY FD	NMMEX	768.0500	10/31/2013	01/26/2011	15,000.00	17,442.42	0.00	-2,442.42	0.00	0.00
665162558	MFB NORTHN MULTI-MANAGER INTL EQTY FD FD	NMIEX	2775.2100	10/31/2013	10/19/2007	30,000.00	35,800.21	0.00	-5,800.21	0.00	0.00
665162566	MFB NORTHN MULTIMGR SMALL CAP FD	NMMSX	1162.7900	10/31/2013	10/19/2007	15,000.00	13,558.13	0.00	1,441.87	0.00	0.00
665162772	MFB NORTHERN FDS STK INDEX FD	NOSIX	2290.4300	10/31/2013	10/19/2007	50,000.00	50,289.28	0.00	-289.28	0.00	0.00
161630CA4	CMO CHASE MTG FIN TR SER 2007-A1 CL 12-M3 FLT RT DUE 03-25-2037 BEO	CMO1	733.5400	11/25/2013	02/14/2007	733.54	733.54	0.00	0.00	0.00	0.00

This is important tax information and is being furnished to you.

2013 Tax Information Statement

Page 15 of 27

THE NORTHERN TRUST COMPANY
P.O. BOX 803878
CHICAGO, IL 60680

Account Number:
Recipient's Tax ID Number:

23-89089
XX-XXX7955

Recipient's Name and Address:
WIEBOLDT FOUNDATION
ATTN: CARMEN PRIETO
53 W. JACKSON BLVD. STE. 1252
CHICAGO, IL 60604-3609

Ref: SAM

☐ Corrected

☐ 2nd TIN notice

Sales are listed at Gross Proceeds less commissions and option premiums.

Cusip	Description	Stock or Other Symbol	Quantity Sold	Date of Sale or Exchange	Date of Acquisition	Stocks Bonds, etc.	Cost or Other Basis	Wash Sale Loss Disallowed	Net Gain or Loss	Federal Income Tax Withheld	State Tax Withheld
07388DAF5	CMO BEAR STEARNS ARM TR 2006-2 PASSTHRU CTF CL	CMO1	589.8100	11/26/2013	10/18/2006	589.81	589.81	0.00	0.00	0.00	0.00
665162533	MFB NORTHERN FUNDS BD INDEX FD	NOBOX	123464.1500	12/06/2013	Various	1,291,435.04	1,251,744.34	0.00	39,690.70	0.00	0.00
665162533	MFB NORTHERN FUNDS BD INDEX FD	NOBOX	10379.0600	12/06/2013	08/23/2012	108,564.97	115,000.00	0.00	-6,435.03	0.00	0.00
07388DAF5	CMO BEAR STEARNS ARM TR 2006-2 PASSTHRU CTF CL	CMO1	832.0700	12/26/2013	10/18/2006	832.07	832.07	0.00	0.00	0.00	0.00
161630CA4	CMO CHASE MTG FIN TR SER 2007-A1 CL 12-M3 FLT RT	CMO1	1093.5600	12/26/2013	02/14/2007	1,093.56	1,093.56	0.00	0.00	0.00	0.00
Total Long Term Sales						3,866,736.49	4,230,657.96	0.00	-363,921.47	0.00	0.00
Long Term 28% Sales											
78463V107	MFC SPDR GOLD TR GOLD SHS	GLD	2111.0000	03/18/2013	Various	328,137.86	292,465.52	0.00	35,672.34	0.00	0.00
78463V107	MFC SPDR GOLD TR GOLD SHS	GLD	2079.0000	04/03/2013	Various	312,945.28	215,367.85	0.00	97,577.63	0.00	0.00
Total Long Term 28% Sales						641,083.14	507,833.17	0.00	133,249.97	0.00	0.00

Unknown Term (or Cost) Sales

This is important tax information and is being furnished to you.

2013 Tax Information Statement

THE NORTHERN TRUST COMPANY
P.O. BOX 803878
CHICAGO, IL 60680

Account Number: 23-89089
Recipient's Tax ID Number: XX-XXX7955

☐ Corrected

☐ 2nd TIN notice

Recipient's Name and Address:
WIEBOLDT FOUNDATION
ATTN: CARMEN PRIETO
53 W. JACKSON BLVD. STE. 1252
CHICAGO, IL 60604-3609

Page 16 of 27
Ref: SAM

Sales are listed at Gross Proceeds less commissions and option premiums.

Cusip	Description	Stock or Other Symbol	Quantity Sold	Date of Sale or Exchange	Date of Acquisition	Cost or Other Basis	Wash Sale Loss Disallowed	Net Gain or Loss	Federal Income Tax Withheld	State Tax Withheld
07388DAF5	CMO BEAR STEARNS ARM TR 2006-2 PASSTHRU CTF CL IV-A-1 6.05424 07-25-2036 REG	CMO1	.0500	11/26/2013	10/28/2013	0.05	0.00	0.00	0.00	0.00
07388DAF5	CMO BEAR STEARNS ARM TR 2006-2 PASSTHRU CTF CL IV-A-1 6.05424 07-25-2036 REG	CMO1	.0600	12/26/2013	10/28/2013	0.06	0.00	0.00	0.00	0.00
Total Unknown Term (or Cost) Sales						0.11	0.00	0.00	0.00	0.00

This is important tax information and is being furnished to you.



Northern Trust

2013 Tax Information Statement

WIEBOLDT FOUNDATION

Account Number:
Tax ID Number:

Page 21 of 27
23-89089
XX-XXX7955
Ref: SAM

Capital Gain Distributions

Description	Amount of dividend
MFB NORTHN MID CAP INDEX FD FD	4,698.50
MFB NORTHN MULTIMGR MID CAP FD	24,945.96
MFB NORTHN MULTIMGR SMALL CAP FD	49,336.41
MFO PIMCO FDS EMERGING LOCAL BD FD INSTLCL USD	1,087.87
ROWE T PRICE INTERNATIONAL FUNDS INTERNATIONAL BOND FUND	2,341.40
TXU CORP COM	22.15
TYCO INTL LTD NEW	74.66
U.S CL ACTIONS (DELISTED/VAR CUSIPS) ACTION USE ONLY	66.94
WORLDCOM INC GA NEW	208.28
Total capital gain distributions	113,528.33

Nondividend Distributions

Description	Amount of dividend
MFC FLEXSHARES TR TR IBOX 3 YR TARGET DURATION TIPS INDEX FD	891.13
ROWE T PRICE INTERNATIONAL FUNDS INTERNATIONAL BOND FUND	1,592.92
Total Nondividend Distributions	2,484.05

Interest

Important Tax Information

WIEBOLDT FOUNDATION

SCHEDULE OF GRANT APPROPRIATIONS AND PAYMENTS

YEAR ENDED DECEMBER 31, 2012

	Grants payable 12/31/12	Paid in 2013	Approved and paid in 2013	Approved and accrued at 12/31/13	Total Expense
A Just Harvest	\$		\$ 15,000		15,000
Access Living			15,000		15,000
Action NOW Institute			25,000		25,000
Albany Park Neighborhood Council			25,000	10000	35,000
Alliance of the Southeast			15,000		15,000
Bickerdike Redevelopment Corp.			15,000		15,000
Blocks Together			15,000		15,000
Brighton Park Neighborhood Council			25,000		25,000
Chicago Coalition For The Homeless			15,000		15,000
Chicago Foundation for Women			500		500
Chinese American Service League			15,000		15,000
Community Organizing and Family Issues			15,000		15,000
Community Renewal Society			20,000		20,000
Crossroads Fund			500		500
Donors Forum Of Chicago			2,530		2,530
DuPage Sponsors			20,000		20,000
Enlace Chicago			20,000		20,000
Illinois Coalition For Immigrants & Refugee Rights			35,000	5000	40,000
Illinois Justice Foundation			20,000		20,000
Interfaith Leadership Project			20,000		20,000
Jane Addams Senior Caucus			15,000		15,000
Kenwood-Oakland Community Organization			45,000		45,000
Lake County Sponsors			15,000		15,000
Logan Square Neighborhood Association			25,000		25,000
Mercy Housing Lakefront			15,000		15,000
Midwest Academy			15,000		15,000
Northwest Side Housing Center			20,000		20,000
One Northside			45,000		45,000
Our Lady of Mt. Carmel Parish			15,000		15,000
Public Interest Projects			10,000		10,000
Southsiders Organizing for Unity & Liberation	15,000	15,000	20,000		20,000
Southwest Organizing Project			25,000		25,000
State Voices	1,000	1,000			
The Grassroots Collaborative			15,000		15,000
	<u>\$16,000</u>	<u>\$16,000</u>	<u>\$613,530</u>	<u>\$15,000</u>	<u>\$628,530</u>

Wieboldt Foundation 2013 Grants Listing
36-2167955

A Just Harvest
7653 N Paulina
Chicago, IL 60645

Access Living
115 West Chicago Ave.
Chicago, IL 60654

Action Now Institute
820 W Jackson Blvd.
Chicago, IL 60607

Albany Park Neighborhood Council
4749 N. Kedzie
Chicago, IL 60625

Aliance of the Southeast
9204 S. Commercial
Chicago, IL 60617

Bickerdike Redevelopment Corp.
2550 W North Ave
Chicago, IL 60647

Blocks Together
3453 W North Avenue
Chicago, IL 60647

Brighton Park Neighborhood Council
4477 S Archer Ave
Chicago, IL 60632

Chicago Coalition for the Homeless
70 E. Lake St.
Chicago, IL 60601

Chicago Foundation For Women
One E. Wacker Drive
Chicago, IL 60601

Chinese American Service League
2141 S Tan Court
Chicago, IL 60616

Community Organizing and Family Issues
1436 W. Randolph
Chicago, IL 60607

Community Renewal Society
332 S Michigan
Chicago, IL 60604

Crossroads Fund
3411 W. Diversey Ave,
Chicago, IL 60647

Donors Forum
208 S LaSalle
Chicago, IL 60604

DuPage Sponsors
41 N Park Blvd
Glen Ellyn IL 60137

Enlace Chicago
2756 S Harding
Chicago, IL 60623

IL Coalition for Immigrant & Refugee Rights
55 E Jackson Blvd.
Chicago, IL 60604

Illinois Justice Foundation
4933 S. Dorchester
Chicago, IL 60615

Interfaith Leadership Project
1510 49th Court
Cicero, IL 60804

Jane Addams Senior Caucus
1111 N Wells
Chicago, IL 60610

Kenwood-Oakland Community Organization
4242 S. Cottage Grove
Chicago, IL 60653

Lake County Sponsors
425 Laurel Avenue
Highland Park, IL 60035

Logan Square Neighborhood Association
2840 N Milwaukee
Chicago, IL 60618

Wieboldt Foundation 2013 Grants Listing
36-2167955

Mercy Housing Lakefront
28 E Jackson Blvd
Chicago, IL 60604

Midwest Academy
28 E Jackson
Chicago, IL 60604

Northwest Side Housing Center
5007 W. Addison St.
Chicago, IL 60641

ONE Northside
4648 N Racine
Chicago, IL 60640

Our Lady of Mt. Carmel Parish
1101 N 23rd Avenue
Melrose Park, IL 60160

Public Interest Projects
45 W. 36th Street
New York NY 10018

Southsiders Organizing for Unity & Liberation
5001 S Ellis Avenue
Chicago, IL 60651

Southwest Organizing Project
2509 E 63rd St
Chicago, IL 60629

State Voices
1225 I Street, NW
Washington, DC 20005

The Grassroots Collaborative
637 S Dearborn
Chicago, IL 60605

Wieboldt Foundation

Celebrating over 90 years of funding community organizing

Grant Guidelines

The Wieboldt Foundation limits its grant making to the Chicago metropolitan area. The foundation supports multi-issue community organizing groups that work in low-income neighborhoods, that are accountable to neighborhood residents, and through which people are empowered to have a major voice in shaping decisions that affect their lives.

We support organizations that:

- Organize by enlisting and nurturing participation of a large number of neighborhood residents, organizations and institutions
- Recruit, develop, and formally train local leadership
- Enable local residents to develop an agenda, to devise strategies, and to carry out action effectively to address issues
- Demonstrate innovative strategies or create new local institutions that strengthen local community capacity
- Broaden their impact by working with other groups, whenever possible
- Are led by a board of directors that is representative of and accountable to community residents
- Show evidence of significant local fundraising

The Wieboldt Foundation generally does not fund individuals, studies and research, conferences, capital development, or direct or social service programs.

Copyright © 2014, Wieboldt Foundation. All rights reserved.

Wieboldt Foundation

Celebrating over 90 years of funding community organizing

Application Process

If your organization is **not a current grantee**, but would like to be considered for financial support, please send us a **Letter of Inquiry** (LOI) to awards@wieboldt.org outlining the nature of your organization and rationale for funding from the Wieboldt Foundation. *Letters of Inquiry* will be reviewed by staff and a committee of the board who will make a determination on whether to invite your organization to submit a full proposal. We will notify organizations of the status of their request within one month of receipt of the LOI.

If you are a current Wieboldt grantee and wish to apply for continued support, rather than submitting a general proposal we would like you to download the following Microsoft Word document and submit it via email to awards@wieboldt.org

Right-click on [Grant Application](#) to download and save to your computer

Deadline for Applications

For 2014, the following **deadlines for submission of full applications** from current grantees will apply: November 29 for review on February 6, 2014; January 31 for review on April 3; March 28 for review on May 29; May 30 for review on July 31; August 1 for review on October 2; October 3 for review on December 4; and December 5 for review in February 2015.

Copyright © 2014, Wieboldt Foundation. All rights reserved.

Wieboldt Foundation

Celebrating over 90 years of funding community organizing

Program Related Investments

The Wieboldt Foundation offers program related investments (PRIs) to support neighborhood development and revitalization. Through program related investments, loans, loan guarantees, or equity investments are available to help community organizations or groups working with low-income people whose work on housing, community economic development, and community ventures require this kind of financing.

The Wieboldt Foundation will consider PRIs in amounts up to \$40,000. The term will be negotiable but will not exceed five years. A rate of return is expected and will be negotiated on a project by project basis. Plans for repayment of the PRI must be included in the application.

Program Priorities

Under this initiative, the foundation will welcome applications from organizations that are geographically based in, or that work in, low-income neighborhoods in the Chicago metropolitan area and that

- Rehabilitate/produce housing for low-income citizens
- Promote community economic development that is accountable to local residents
- Create/support neighborhood-based business ventures
- Increase local ownership of financial resources and access to other investors
- Provide employment opportunities for local residents

The Foundation makes program related investments that complement our grantmaking program, although an organization that submits a PRI application need not be a current grantee. An indication of significant local investment and/or a demonstration of local support will be important. Collateral should be provided, where appropriate. The foundation expects that a financial package will include other sources of money.

Eligibility

To be eligible for this program, applicants must have

- Tax-exempt status from the Internal Revenue Service
- Been in operation for at least one year
- Appropriate staffing
- Commitment to developing leadership within both the staff and the board of directors
- Procedures that ensure local accountability

- A good track record with PRIs or other loans, or a demonstrable expertise in its board of directors and staff that suggests that a PRI would be a prudent investment
- Good record keeping procedures and accountability controls.

If you would like to apply for a program related investment, please call us for further information

Copyright © 2014, Wieboldt Foundation All rights reserved

Application for Extension of Time To File an Exempt Organization Return

OMB No. 1545-1709

Department of the Treasury
Internal Revenue Service

► File a separate application for each return.

► Information about Form 8868 and its instructions is at www.irs.gov/form8868.

- If you are filing for an **Automatic 3-Month Extension**, complete only Part I and check this box ☒ **X**
- If you are filing for an **Additional (Not Automatic) 3-Month Extension**, complete only Part II (on page 2 of this form).

Do not complete Part II unless you have already been granted an automatic 3-month extension on a previously filed Form 8868.

Electronic filing (e-file). You can electronically file Form 8868 if you need a 3-month automatic extension of time to file (6 months for a corporation required to file Form 990-T), or an additional (not automatic) 3-month extension of time. You can electronically file Form 8868 to request an extension of time to file any of the forms listed in Part I or Part II with the exception of Form 8870, Information Return for Transfers Associated With Certain Personal Benefit Contracts, which must be sent to the IRS in paper format (see instructions). For more details on the electronic filing of this form, visit www.irs.gov/efile and click on *e-file for Charities & Nonprofits*.

Part I Automatic 3-Month Extension of Time. Only submit original (no copies needed).

A corporation required to file Form 990-T and requesting an automatic 6-month extension - check this box and complete

Part I only ☐

All other corporations (including 1120-C filers), partnerships, REMICs, and trusts must use Form 7004 to request an extension of time to file income tax returns.

Enter filer's identifying number

Type or print	Name of exempt organization or other filer, see instructions. WIEBOLDT FOUNDATION	Employer identification number (EIN) or 36-2167955
File by the due date for filing your return. See instructions.	Number, street, and room or suite no. If a P.O. box, see instructions. 53 WEST JACKSON BOULEVARD, NO. 1252	Social security number (SSN)
	City, town or post office, state, and ZIP code. For a foreign address, see instructions. CHICAGO, IL 60604	

Enter the Return code for the return that this application is for (file a separate application for each return) **04**

Application Is For	Return Code	Application Is For	Return Code
Form 990 or Form 990-EZ	01	Form 990-T (corporation)	07
Form 990-BL	02	Form 1041-A	08
Form 4720 (individual)	03	Form 4720 (other than individual)	09
Form 990-PF	04	Form 5227	10
Form 990-T (sec. 401(a) or 408(a) trust)	05	Form 6069	11
Form 990-T (trust other than above)	06	Form 8870	12

MS. CARMEN PRIETO

- The books are in the care of ► **53 W. JACKSON BLVD., SUITE 838, CHICAGO, IL - 60604**

Telephone No. ► **312-786-9377**

Fax No. ►

- If the organization does not have an office or place of business in the United States, check this box ☐

- If this is for a Group Return, enter the organization's four digit Group Exemption Number (GEN) ☐. If this is for the whole group, check this box ☐. If it is for part of the group, check this box ☐ and attach a list with the names and EINs of all members the extension is for.

1 I request an automatic 3-month (6 months for a corporation required to file Form 990-T) extension of time until

AUGUST 15, 2014

, to file the exempt organization return for the organization named above. The extension is for the organization's return for:

► ☒ calendar year **2013** or

► ☐ tax year beginning _____, and ending _____

- 2 If the tax year entered in line 1 is for less than 18 months, check reason: ☐ Initial return ☐ Final return
☐ Change in accounting period

3a	If this application is for Forms 990-BL, 990-PF, 990-T, 4720, or 6069, enter the tentative tax, less any nonrefundable credits. See instructions.	3a	\$	210,000.
b	If this application is for Forms 990-PF, 990-T, 4720, or 6069, enter any refundable credits and estimated tax payments made. Include any prior year payments allowed as a credit.	3b	\$	210,000.
c	Balance due. Subtract line 3b from line 3a. Include your payment with this form, if required, by using EFTPS (Electronic Federal Tax Payment System). See instructions.	3c	\$	0.

Caution. If you are going to make an electronic funds withdrawal (direct debit) with this Form 8868, see Form 8453-EO and Form 8879-EO for payment instructions.

Application for Extension of Time To File an Exempt Organization Return

OMB No. 1545-1709

Department of the Treasury
Internal Revenue Service

► File a separate application for each return.

► Information about Form 8868 and its instructions is at www.irs.gov/form8868.

- If you are filing for an **Automatic 3-Month Extension**, complete only **Part I** and check this box ☒ **X**
- If you are filing for an **Additional (Not Automatic) 3-Month Extension**, complete only **Part II** (on page 2 of this form).

Do not complete Part II unless you have already been granted an automatic 3-month extension on a previously filed Form 8868.

Electronic filing (e-file). You can electronically file Form 8868 if you need a 3-month automatic extension of time to file (6 months for a corporation required to file Form 990-T), or an additional (not automatic) 3-month extension of time. You can electronically file Form 8868 to request an extension of time to file any of the forms listed in Part I or Part II with the exception of Form 8870, Information Return for Transfers Associated With Certain Personal Benefit Contracts, which must be sent to the IRS in paper format (see instructions). For more details on the electronic filing of this form, visit www.irs.gov/efile and click on *e-file for Charities & Nonprofits*.

Part I Automatic 3-Month Extension of Time. Only submit original (no copies needed).

A corporation required to file Form 990-T and requesting an automatic 6-month extension - check this box and complete

Part I only ☐

All other corporations (including 1120-C filers), partnerships, REMICs, and trusts must use Form 7004 to request an extension of time to file income tax returns.

Type or print	Name of exempt organization or other filer, see instructions.	Enter filer's identifying number
	WIEBOLDT FOUNDATION	Employer identification number (EIN) or 36-2167955
	Number, street, and room or suite no. If a P.O. box, see instructions.	Social security number (SSN)
File by the due date for filing your return. See instructions.	53 WEST JACKSON BOULEVARD, NO. 1252	
	City, town or post office, state, and ZIP code. For a foreign address, see instructions.	
	CHICAGO, IL 60604	

Enter the Return code for the return that this application is for (file a separate application for each return)

Application Is For	Return Code	Application Is For	Return Code
Form 990 or Form 990-EZ	01	Form 990-T (corporation)	07
Form 990-BL	02	Form 1041-A	08
Form 4720 (individual)	03	Form 4720 (other than individual)	09
Form 990-PF	04	Form 5227	10
Form 990-T (sec. 401(a) or 408(a) trust)	05	Form 6069	11
Form 990-T (trust other than above)	06	Form 8870	12

MS. CARMEN PRIETO

• The books are in the care of ► **53 W. JACKSON BLVD., SUITE 838, CHICAGO, IL - 60604**

Telephone No. ► **312-786-9377**

Fax No. ►

• If the organization does not have an office or place of business in the United States, check this box ☐

• If this is for a Group Return, enter the organization's four digit Group Exemption Number (GEN) . If this is for the whole group, check this box ☐. If it is for part of the group, check this box ☐ and attach a list with the names and EINs of all members the extension is for

- 1 I request an automatic 3-month (6 months for a corporation required to file Form 990-T) extension of time until **AUGUST 15, 2014**, to file the exempt organization return for the organization named above. The extension is for the organization's return for:
- ☒ calendar year **2013** or
- ☐ tax year beginning _____, and ending _____

- 2 If the tax year entered in line 1 is for less than 18 months, check reason: ☐ Change in accounting period ☐ Initial return ☐ Final return

3a	If this application is for Forms 990-BL, 990-PF, 990-T, 4720, or 6069, enter the tentative tax, less any nonrefundable credits. See instructions.	3a	\$	210,000.
b	If this application is for Forms 990-PF, 990-T, 4720, or 6069, enter any refundable credits and estimated tax payments made. Include any prior year overpayment allowed as a credit.	3b	\$	210,000.
c	Balance due. Subtract line 3b from line 3a. Include your payment with this form, if required, by using EFTPS (Electronic Federal Tax Payment System). See instructions.	3c	\$	0.

Caution. If you are going to make an electronic funds withdrawal (direct debit) with this Form 8868, see Form 8453-EO and Form 8879-EO for payment instructions.