



See a Social Security Number? Say Something!
Report Privacy Problems to <https://public.resource.org/privacy>
Or call the IRS Identity Theft Hotline at 1-800-908-4490



Department of the Treasury
Internal Revenue Service

or Section 4947(a)(1) Trust Treated as Private Foundation
Do not enter Social Security numbers on this form as it may be made public.

Open to Public Inspection

For calendar year 2013 or tax year beginning , 2013, and ending , 20

Name of foundation
TRUST UA HENRY W EBY R60678001

Number and street (or P O box number if mail is not delivered to street address) Room/suite
10 S DEARBORN IL1-0117

City or town, state or province, country, and ZIP or foreign postal code
CHICAGO, IL 60603

A Employer identification number
35-6008461

B Telephone number (see instructions)
866-888-5157

C If exemption application is pending, check here

D 1 Foreign organizations, check here
2 Foreign organizations meeting the 85% test, check here and attach computation

E If private foundation status was terminated under section 507(b)(1)(A), check here

F If the foundation is in a 60-month termination under section 507(b)(1)(B), check here

G Check all that apply: Initial return Initial return of a former public charity
 Final return Amended return
 Address change Name change

H Check type of organization. Section 501(c)(3) exempt private foundation
 Section 4947(a)(1) nonexempt charitable trust Other taxable private foundation

I Fair market value of all assets at end of year (from Part II, col. (c), line 16) **\$ 878,433.**

J Accounting method: Cash Accrual
 Other (specify) _____
(Part I, column (d) must be on cash basis)

Part I Analysis of Revenue and Expenses (The total of amounts in columns (b), (c), and (d) may not necessarily equal the amounts in column (a) (see instructions))		(a) Revenue and expenses per books	(b) Net investment income	(c) Adjusted net income	(d) Disbursements for charitable purposes (cash basis only)
1	Contributions, gifts, grants, etc., received (attach schedule)				
2	Check <input type="checkbox"/> if the foundation is not required to attach Sch B				
3	Interest on savings and temporary cash investments				
4	Dividends and interest from securities	13,839.	13,511.		
5a	Gross rents				
b	Net rental income or (loss)				
6a	Net gain or (loss) from sale of assets not on line 10	32,585.			
b	Gross sales price for all assets on line 6a	312,286.			
7	Capital gain net income (from Part IV, line 2)		32,585.		
8	Net short-term capital gain				
9	Income modifications				
10a	Gross sales less returns and allowances				
b	Less Cost of goods sold				
c	Gross profit or (loss) (attach schedule)				
11	Other income (attach schedule)	131.	-1,167.		STMT 1
12	Total. Add lines 1 through 11	46,555.	44,929.		
13	Compensation of officers, directors, trustees, etc.	9,078.	6,808.		2,269.
14	Other employee salaries and wages		NONE	NONE	
15	Pension plans, employee benefits		NONE	NONE	
16a	Legal fees (attach schedule)				
b	Accounting fees (attach schedule)				
c	Other professional fees (attach schedule)				
17	Interest				
18	Taxes (attach schedule) (see instructions)	416.	416.		
19	Depreciation (attach schedule) and depletion				
20	Occupancy				
21	Travel, conferences, and meetings		NONE	NONE	
22	Printing and publications		NONE	NONE	
23	Other expenses (attach schedule)				
24	Total operating and administrative expenses. Add lines 13 through 23	9,494.	7,224.	NONE	2,269.
25	Contributions, gifts, grants paid	30,818.			30,818.
26	Total expenses and disbursements. Add lines 24 and 25	40,312.	7,224.	NONE	33,087.
27	Subtract line 26 from line 12:				
a	Excess of revenue over expenses and disbursements	6,243.			
b	Net investment income (if negative, enter -0-)		37,705.		
c	Adjusted net income (if negative, enter -0-)				

NOV 18 2014
SCANNED BY...

RECEIVED
NOV 18 2014
CODEN, UT

Part II Balance Sheets		Attached schedules and amounts in the description column should be for end-of-year amounts only (See instructions)	Beginning of year	End of year	
			(a) Book Value	(b) Book Value	(c) Fair Market Value
Assets	1	Cash - non-interest-bearing		4,127.	4,127.
	2	Savings and temporary cash investments	24,616.	35,774.	35,774.
	3	Accounts receivable ▶ Less: allowance for doubtful accounts ▶			
	4	Pledges receivable ▶ Less: allowance for doubtful accounts ▶			
	5	Grants receivable			
	6	Receivables due from officers, directors, trustees, and other disqualified persons (attach schedule) (see instructions)			
	7	Other notes and loans receivable (attach schedule) ▶ Less: allowance for doubtful accounts ▶			NONE
	8	Inventories for sale or use			
	9	Prepaid expenses and deferred charges			
	10 a	Investments - U S and state government obligations (attach schedule)			
	b	Investments - corporate stock (attach schedule)		513,763.	659,964.
	c	Investments - corporate bonds (attach schedule)		63,484.	64,608.
	11	Investments - land, buildings, and equipment basis Less accumulated depreciation (attach schedule) ▶			
	12	Investments - mortgage loans			
	13	Investments - other (attach schedule)	703,802.	116,254.	113,960.
	14	Land, buildings, and equipment basis Less accumulated depreciation (attach schedule) ▶			
15	Other assets (describe ▶)				
16	Total assets (to be completed by all filers - see the instructions. Also, see page 1, item I)	728,418.	733,402.	878,433.	
Liabilities	17	Accounts payable and accrued expenses			
	18	Grants payable			
	19	Deferred revenue			
	20	Loans from officers, directors, trustees, and other disqualified persons			
	21	Mortgages and other notes payable (attach schedule)			
	22	Other liabilities (describe ▶)			
23	Total liabilities (add lines 17 through 22)			NONE	
Net Assets or Fund Balances	Foundations that follow SFAS 117, check here ▶ <input type="checkbox"/> and complete lines 24 through 26 and lines 30 and 31.				
	24	Unrestricted			
	25	Temporarily restricted			
	26	Permanently restricted			
	Foundations that do not follow SFAS 117, . . . ▶ <input checked="" type="checkbox"/> check here and complete lines 27 through 31.				
	27	Capital stock, trust principal, or current funds	728,418.	733,402.	
	28	Paid-in or capital surplus, or land, bldg, and equipment fund			
	29	Retained earnings, accumulated income, endowment, or other funds			
	30	Total net assets or fund balances (see instructions)	728,418.	733,402.	
31	Total liabilities and net assets/fund balances (see instructions)	728,418.	733,402.		

Part III Analysis of Changes in Net Assets or Fund Balances			
1	Total net assets or fund balances at beginning of year - Part II, column (a), line 30 (must agree with end-of-year figure reported on prior year's return)	1	728,418.
2	Enter amount from Part I, line 27a	2	6,243.
3	Other increases not included in line 2 (itemize) ▶	3	
4	Add lines 1, 2, and 3	4	734,661.
5	Decreases not included in line 2 (itemize) ▶ PRIOR PERIOD ADJUSTMENT	5	1,259.
6	Total net assets or fund balances at end of year (line 4 minus line 5) - Part II, column (b), line 30	6	733,402.

Part IV Capital Gains and Losses for Tax on Investment Income

(a) List and describe the kind(s) of property sold (e.g., real estate, 2-story brick warehouse; or common stock, 200 shs. MLC Co)

			(b) How acquired P - Purchase D - Donation	(c) Date acquired (mo, day, yr.)	(d) Date sold (mo, day, yr)
1a PUBLICLY TRADED SECURITIES					
b					
c					
d					
e					
(e) Gross sales price	(f) Depreciation allowed (or allowable)	(g) Cost or other basis plus expense of sale	(h) Gain or (loss) (e) plus (f) minus (g)		
a 312,286.		279,701.	32,585.		
b					
c					
d					
e					
Complete only for assets showing gain in column (h) and owned by the foundation on 12/31/69			(l) Gains (Col (h) gain minus col (k), but not less than -0-) or Losses (from col (h))		
(i) FMV as of 12/31/69	(j) Adjusted basis as of 12/31/69	(k) Excess of col. (i) over col. (j), if any			
a			32,585.		
b					
c					
d					
e					
2 Capital gain net income or (net capital loss)		{ If gain, also enter in Part I, line 7 If (loss), enter -0- in Part I, line 7 }	2	32,585.	
3 Net short-term capital gain or (loss) as defined in sections 1222(5) and (6): If gain, also enter in Part I, line 8, column (c) (see instructions). If (loss), enter -0- in Part I, line 8			3		

Part V Qualification Under Section 4940(e) for Reduced Tax on Net Investment Income

(For optional use by domestic private foundations subject to the section 4940(a) tax on net investment income.)

If section 4940(d)(2) applies, leave this part blank.

Was the foundation liable for the section 4942 tax on the distributable amount of any year in the base period? Yes No
 If "Yes," the foundation does not qualify under section 4940(e). Do not complete this part.

1 Enter the appropriate amount in each column for each year; see the instructions before making any entries.

(a) Base period years Calendar year (or tax year beginning in)	(b) Adjusted qualifying distributions	(c) Net value of noncharitable-use assets	(d) Distribution ratio (col (b) divided by col (c))
2012			
2011			
2010			
2009			
2008			

2 Total of line 1, column (d)	2	
3 Average distribution ratio for the 5-year base period - divide the total on line 2 by 5, or by the number of years the foundation has been in existence if less than 5 years	3	
4 Enter the net value of noncharitable-use assets for 2013 from Part X, line 5	4	
5 Multiply line 4 by line 3	5	
6 Enter 1% of net investment income (1% of Part I, line 27b)	6	
7 Add lines 5 and 6	7	
8 Enter qualifying distributions from Part XII, line 4 If line 8 is equal to or greater than line 7, check the box in Part VI, line 1b, and complete that part using a 1% tax rate. See the Part VI instructions.	8	

Part VI Excise Tax Based on Investment Income (Section 4940(a), 4940(b), 4940(e), or 4948 - see instructions)

Table with 11 rows for excise tax calculations. Includes sub-rows 6a-6d for credits and payments. Total tax due is 17, and overpayment is 1,129.

Part VII-A Statements Regarding Activities

Table with 10 rows of activity statements. Includes questions about political influence, expenditures, and reporting requirements. Marked with 'Yes' or 'No' and 'X'.

Part VII-A Statements Regarding Activities (continued)

11 At any time during the year, did the foundation, directly or indirectly, own a controlled entity within the meaning of section 512(b)(13)? If "Yes," attach schedule (see instructions) 11 X
12 Did the foundation make a distribution to a donor advised fund over which the foundation or a disqualified person had advisory privileges? If "Yes," attach statement (see instructions) 12 X
13 Did the foundation comply with the public inspection requirements for its annual returns and exemption application? 13 X
Website address N/A
14 The books are in care of JPMORGAN CHASE BANK, NA Telephone no (866) 888-5157
Located at 10 S DEARBORN IL1-0117, CHICAGO, IL ZIP+4 60603
15 Section 4947(a)(1) nonexempt charitable trusts filing Form 990-PF in lieu of Form 1041 - Check here 15
16 At any time during calendar year 2013, did the foundation have an interest in or a signature or other authority over a bank, securities, or other financial account in a foreign country? 16 Yes No X
See the instructions for exceptions and filing requirements for Form TD F 90-22.1. If "Yes," enter the name of the foreign country

Part VII-B Statements Regarding Activities for Which Form 4720 May Be Required

File Form 4720 if any item is checked in the "Yes" column, unless an exception applies.

1a During the year did the foundation (either directly or indirectly).
(1) Engage in the sale or exchange, or leasing of property with a disqualified person? Yes X No
(2) Borrow money from, lend money to, or otherwise extend credit to (or accept it from) a disqualified person? Yes X No
(3) Furnish goods, services, or facilities to (or accept them from) a disqualified person? Yes X No
(4) Pay compensation to, or pay or reimburse the expenses of, a disqualified person? X Yes No
(5) Transfer any income or assets to a disqualified person (or make any of either available for the benefit or use of a disqualified person)? Yes X No
(6) Agree to pay money or property to a government official? (Exception. Check "No" if the foundation agreed to make a grant to or to employ the official for a period after termination of government service, if terminating within 90 days) Yes X No
b If any answer is "Yes" to 1a(1)-(6), did any of the acts fail to qualify under the exceptions described in Regulations section 53.4941(d)-3 or in a current notice regarding disaster assistance (see instructions)? 1b X
Organizations relying on a current notice regarding disaster assistance check here
c Did the foundation engage in a prior year in any of the acts described in 1a, other than excepted acts, that were not corrected before the first day of the tax year beginning in 2013? 1c X
2 Taxes on failure to distribute income (section 4942) (does not apply for years the foundation was a private operating foundation defined in section 4942(j)(3) or 4942(j)(5)).
a At the end of tax year 2013, did the foundation have any undistributed income (lines 6d and 6e, Part XIII) for tax year(s) beginning before 2013? Yes X No
If "Yes," list the years
b Are there any years listed in 2a for which the foundation is not applying the provisions of section 4942(a)(2) (relating to incorrect valuation of assets) to the year's undistributed income? (If applying section 4942(a)(2) to all years listed, answer "No" and attach statement - see instructions) 2b X
c If the provisions of section 4942(a)(2) are being applied to any of the years listed in 2a, list the years here.
3a Did the foundation hold more than a 2% direct or indirect interest in any business enterprise at any time during the year? Yes X No
b If "Yes," did it have excess business holdings in 2013 as a result of (1) any purchase by the foundation or disqualified persons after May 26, 1969; (2) the lapse of the 5-year period (or longer period approved by the Commissioner under section 4943(c)(7)) to dispose of holdings acquired by gift or bequest; or (3) the lapse of the 10-, 15-, or 20-year first phase holding period? (Use Schedule C, Form 4720, to determine if the foundation had excess business holdings in 2013) 3b
4a Did the foundation invest during the year any amount in a manner that would jeopardize its charitable purposes? 4a X
b Did the foundation make any investment in a prior year (but after December 31, 1969) that could jeopardize its charitable purpose that had not been removed from jeopardy before the first day of the tax year beginning in 2013? 4b X

Part VII-B Statements Regarding Activities for Which Form 4720 May Be Required (continued)

5a During the year did the foundation pay or incur any amount to:

(1) Carry on propaganda, or otherwise attempt to influence legislation (section 4945(e))? Yes No

(2) Influence the outcome of any specific public election (see section 4955); or to carry on, directly or indirectly, any voter registration drive? Yes No

(3) Provide a grant to an individual for travel, study, or other similar purposes? Yes No

(4) Provide a grant to an organization other than a charitable, etc., organization described in section 509(a)(1), (2), or (3), or section 4940(d)(2)? (see instructions) Yes No

(5) Provide for any purpose other than religious, charitable, scientific, literary, or educational purposes, or for the prevention of cruelty to children or animals? Yes No

b If any answer is "Yes" to 5a(1)-(5), did any of the transactions fail to qualify under the exceptions described in Regulations section 53.4945 or in a current notice regarding disaster assistance (see instructions)? **5b**

Organizations relying on a current notice regarding disaster assistance check here

c If the answer is "Yes" to question 5a(4), does the foundation claim exemption from the tax because it maintained expenditure responsibility for the grant? Yes No

If "Yes," attach the statement required by Regulations section 53.4945-5(d)

6a Did the foundation, during the year, receive any funds, directly or indirectly, to pay premiums on a personal benefit contract? Yes No

b Did the foundation, during the year, pay premiums, directly or indirectly, on a personal benefit contract? Yes No **6b** X

If "Yes" to 6b, file Form 8870

7a At any time during the tax year, was the foundation a party to a prohibited tax shelter transaction? Yes No

b If "Yes," did the foundation receive any proceeds or have any net income attributable to the transaction? Yes No **7b**

Part VIII Information About Officers, Directors, Trustees, Foundation Managers, Highly Paid Employees, and Contractors

1 List all officers, directors, trustees, foundation managers and their compensation (see instructions).

(a) Name and address	(b) Title, and average hours per week devoted to position	(c) Compensation (If not paid, enter -0-)	(d) Contributions to employee benefit plans and deferred compensation	(e) Expense account, other allowances
JP MORGAN CHASE N.A. 10 S DEARBORN ST MC IL, CHICAGO, IL 60603	TRUSTEE 2	9,078.	-0-	-0-

2 Compensation of five highest-paid employees (other than those included on line 1 - see instructions). If none, enter "NONE."

(a) Name and address of each employee paid more than \$50,000	(b) Title, and average hours per week devoted to position	(c) Compensation	(d) Contributions to employee benefit plans and deferred compensation	(e) Expense account, other allowances
NONE		NONE	NONE	NONE

Total number of other employees paid over \$50,000 **NONE**

Part VIII Information About Officers, Directors, Trustees, Foundation Managers, Highly Paid Employees, and Contractors (continued)

3 Five highest-paid independent contractors for professional services (see instructions). If none, enter "NONE."

(a) Name and address of each person paid more than \$50,000	(b) Type of service	(c) Compensation
NONE		NONE

Total number of others receiving over \$50,000 for professional services		NONE

Part IX-A Summary of Direct Charitable Activities

List the foundation's four largest direct charitable activities during the tax year. Include relevant statistical information such as the number of organizations and other beneficiaries served, conferences convened, research papers produced, etc.

	Expenses
1 NONE	

2	

3	

4	

Part IX-B Summary of Program-Related Investments (see instructions)

Describe the two largest program-related investments made by the foundation during the tax year on lines 1 and 2

	Amount
1 NONE	

2	

All other program-related investments See instructions	
3 NONE	

Total. Add lines 1 through 3	

Part X Minimum Investment Return (All domestic foundations must complete this part. Foreign foundations, see instructions.)

1	Fair market value of assets not used (or held for use) directly in carrying out charitable, etc., purposes		
a	Average monthly fair market value of securities	1a	803,926.
b	Average of monthly cash balances	1b	24,180.
c	Fair market value of all other assets (see instructions)	1c	NONE
d	Total (add lines 1a, b, and c)	1d	828,106.
e	Reduction claimed for blockage or other factors reported on lines 1a and 1c (attach detailed explanation)	1e	
2	Acquisition indebtedness applicable to line 1 assets	2	NONE
3	Subtract line 2 from line 1d	3	828,106.
4	Cash deemed held for charitable activities. Enter 1 1/2% of line 3 (for greater amount, see instructions)	4	12,422.
5	Net value of noncharitable-use assets. Subtract line 4 from line 3. Enter here and on Part V, line 4.	5	815,684.
6	Minimum investment return. Enter 5% of line 5	6	40,784.

Part XI Distributable Amount (see instructions) (Section 4942(j)(3) and (j)(5) private operating foundations and certain foreign organizations check here and do not complete this part.)

1	Minimum investment return from Part X, line 6	1	40,784.
2a	Tax on investment income for 2013 from Part VI, line 5	2a	754.
b	Income tax for 2013. (This does not include the tax from Part VI.)	2b	
c	Add lines 2a and 2b	2c	754.
3	Distributable amount before adjustments. Subtract line 2c from line 1.	3	40,030.
4	Recoveries of amounts treated as qualifying distributions	4	NONE
5	Add lines 3 and 4	5	40,030.
6	Deduction from distributable amount (see instructions)	6	NONE
7	Distributable amount as adjusted Subtract line 6 from line 5 Enter here and on Part XIII, line 1.	7	40,030.

Part XII Qualifying Distributions (see instructions)

1	Amounts paid (including administrative expenses) to accomplish charitable, etc., purposes:		
a	Expenses, contributions, gifts, etc. - total from Part I, column (d), line 26	1a	33,087.
b	Program-related investments - total from Part IX-B	1b	
2	Amounts paid to acquire assets used (or held for use) directly in carrying out charitable, etc., purposes	2	NONE
3	Amounts set aside for specific charitable projects that satisfy the:		
a	Suitability test (prior IRS approval required)	3a	NONE
b	Cash distribution test (attach the required schedule)	3b	NONE
4	Qualifying distributions. Add lines 1a through 3b. Enter here and on Part V, line 8, and Part XIII, line 4.	4	33,087.
5	Foundations that qualify under section 4940(e) for the reduced rate of tax on net investment income. Enter 1% of Part I, line 27b (see instructions)	5	N/A
6	Adjusted qualifying distributions. Subtract line 5 from line 4	6	33,087.

Note. The amount on line 6 will be used in Part V, column (b), in subsequent years when calculating whether the foundation qualifies for the section 4940(e) reduction of tax in those years.

Part XIII Undistributed Income (see instructions)

	(a) Corpus	(b) Years prior to 2012	(c) 2012	(d) 2013
1 Distributable amount for 2013 from Part XI, line 7				40,030.
2 Undistributed income, if any, as of the end of 2013				
a Enter amount for 2012 only			NONE	
b Total for prior years: 20 <u>11</u> , 20____, 20____		NONE		
3 Excess distributions carryover, if any, to 2013:				
a From 2008	NONE			
b From 2009	NONE			
c From 2010	NONE			
d From 2011	NONE			
e From 2012	NONE			
f Total of lines 3a through e	NONE			
4 Qualifying distributions for 2013 from Part XII, line 4 ▶ \$ <u>33,087.</u>				
a Applied to 2012, but not more than line 2a			NONE	
b Applied to undistributed income of prior years (Election required - see instructions)		NONE		
c Treated as distributions out of corpus (Election required - see instructions)	NONE			
d Applied to 2013 distributable amount				33,087.
e Remaining amount distributed out of corpus	NONE			
5 Excess distributions carryover applied to 2013 (If an amount appears in column (d), the same amount must be shown in column (a))				NONE
6 Enter the net total of each column as indicated below:				
a Corpus Add lines 3f, 4c, and 4e. Subtract line 5	NONE			
b Prior years' undistributed income. Subtract line 4b from line 2b		NONE		
c Enter the amount of prior years' undistributed income for which a notice of deficiency has been issued, or on which the section 4942(a) tax has been previously assessed		NONE		
d Subtract line 6c from line 6b Taxable amount - see instructions		NONE		
e Undistributed income for 2012 Subtract line 4a from line 2a Taxable amount - see instructions			NONE	
f Undistributed income for 2013 Subtract lines 4d and 5 from line 1 This amount must be distributed in 2014				6,943.
7 Amounts treated as distributions out of corpus to satisfy requirements imposed by section 170(b)(1)(F) or 4942(g)(3) (see instructions)	NONE			
8 Excess distributions carryover from 2008 not applied on line 5 or line 7 (see instructions)	NONE			
9 Excess distributions carryover to 2014. Subtract lines 7 and 8 from line 6a	NONE			
10 Analysis of line 9:				
a Excess from 2009	NONE			
b Excess from 2010	NONE			
c Excess from 2011	NONE			
d Excess from 2012	NONE			
e Excess from 2013	NONE			

Part XIV Private Operating Foundations (see instructions and Part VII-A, question 9)

NOT APPLICABLE

1a If the foundation has received a ruling or determination letter that it is a private operating foundation, and the ruling is effective for 2013, enter the date of the ruling

b Check box to indicate whether the foundation is a private operating foundation described in section

4942(j)(3) or

4942(j)(5)

2a Enter the lesser of the adjusted net income from Part I or the minimum investment return from Part X for each year listed

Table with columns: Tax year (a) 2013, (b) 2012, (c) 2011, (d) 2010, (e) Total

b 85% of line 2a

c Qualifying distributions from Part XII, line 4 for each year listed

d Amounts included in line 2c not used directly for active conduct of exempt activities

e Qualifying distributions made directly for active conduct of exempt activities Subtract line 2d from line 2c

3 Complete 3a, b, or c for the alternative test relied upon

a "Assets" alternative test - enter

(1) Value of all assets

(2) Value of assets qualifying under section 4942(j)(3)(B)(i)

b "Endowment" alternative test - enter 2/3 of minimum investment return shown in Part X, line 6 for each year listed

c "Support" alternative test - enter

(1) Total support other than gross investment income (interest, dividends, rents, payments on securities loans (section 512(a)(5)), or royalties)

(2) Support from general public and 5 or more exempt organizations as provided in section 4942(j)(3)(B)(iii)

(3) Largest amount of support from an exempt organization

(4) Gross investment income

Part XV Supplementary Information (Complete this part only if the foundation had \$5,000 or more in assets at any time during the year - see instructions.)

1 Information Regarding Foundation Managers:

a List any managers of the foundation who have contributed more than 2% of the total contributions received by the foundation before the close of any tax year (but only if they have contributed more than \$5,000). (See section 507(d)(2).)

N/A

b List any managers of the foundation who own 10% or more of the stock of a corporation (or an equally large portion of the ownership of a partnership or other entity) of which the foundation has a 10% or greater interest.

N/A

2 Information Regarding Contribution, Grant, Gift, Loan, Scholarship, etc., Programs:

Check here [X] if the foundation only makes contributions to preselected charitable organizations and does not accept unsolicited requests for funds. If the foundation makes gifts, grants, etc. (see instructions) to individuals or organizations under other conditions, complete items 2a, b, c, and d

a The name, address, and telephone number or e-mail address of the person to whom applications should be addressed:

b The form in which applications should be submitted and information and materials they should include.

c Any submission deadlines:

d Any restrictions or limitations on awards, such as by geographical areas, charitable fields, kinds of institutions, or other factors:

Part XV Supplementary Information (continued)

3 Grants and Contributions Paid During the Year or Approved for Future Payment

Recipient Name and address (home or business)	If recipient is an individual, show any relationship to any foundation manager or substantial contributor	Foundation status of recipient	Purpose of grant or contribution	Amount
a Paid during the year				
BLUFFTON COLLEGE 1 UNIVERSITY DR, BLUFFTON OH 45817	NONE	PUBLIC	GENERAL	30,818.
Total ▶ 3a				30,818.
b Approved for future payment				
Total ▶ 3b				

Part XVII Information Regarding Transfers To and Transactions and Relationships With Noncharitable Exempt Organizations

- 1 Did the organization directly or indirectly engage in any of the following with any other organization described in section 501(c) of the Code... a Transfers from the reporting foundation to a noncharitable exempt organization of: (1) Cash (2) Other assets b Other transactions: (1) Sales of assets to a noncharitable exempt organization (2) Purchases of assets from a noncharitable exempt organization (3) Rental of facilities, equipment, or other assets (4) Reimbursement arrangements (5) Loans or loan guarantees (6) Performance of services or membership or fundraising solicitations c Sharing of facilities, equipment, mailing lists, other assets, or paid employees d If the answer to any of the above is "Yes," complete the following schedule.

Table with 2 columns: Yes, No. Rows 1a(1) X, 1a(2) X, 1b(1) X, 1b(2) X, 1b(3) X, 1b(4) X, 1b(5) X, 1b(6) X, 1c X.

Table with 4 columns: (a) Line no, (b) Amount involved, (c) Name of noncharitable exempt organization, (d) Description of transfers, transactions, and sharing arrangements.

2a Is the foundation directly or indirectly affiliated with, or related to, one or more tax-exempt organizations described in section 501(c) of the Code... [] Yes [X] No

b If "Yes," complete the following schedule.

Table with 3 columns: (a) Name of organization, (b) Type of organization, (c) Description of relationship.

Under penalties of perjury, I declare that I have examined this return, including accompanying schedules and statements, and to the best of my knowledge and belief, it is true, correct, and complete. Declaration of preparer (other than taxpayer) is based on all information of which preparer has any knowledge.

Sign Here [Signature] 11/12/2014 [Title] May the IRS discuss this return with the preparer shown below (see instructions)? [X] Yes [] No

Paid Preparer Use Only Print/Type preparer's name CAROLYN J. SECHEL Preparer's signature Carolyn J. Sechel Date 11/12/2014 Check [] if self-employed PTIN P01256399 Firm's name DELOITTE TAX LLP Firm's address 127 PUBLIC SQUARE CLEVELAND, OH 44114 Firm's EIN 86-1065772 Phone no 216-589-1300

FORM 990PF, PART I - OTHER INCOME
=====

DESCRIPTION	REVENUE AND EXPENSES PER BOOKS	NET INVESTMENT INCOME
DEFERRED INC/REV PARTNERSHIP INC/LOSS	131.	-1,167.
TOTALS	131.	-1,167.

FORM 990PF, PART I - TAXES
=====

DESCRIPTION -----	REVENUE AND EXPENSES PER BOOKS -----	NET INVESTMENT INCOME -----
FOREIGN TAXES ON QUALIFIED FOR	365.	365.
FOREIGN TAXES ON NONQUALIFIED	51.	51.
TOTALS	----- 416. =====	----- 416. =====



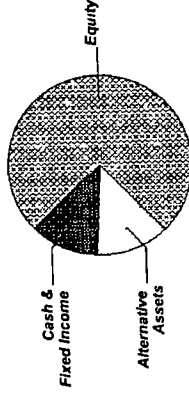
H W EBY 4% ITR ACCT. R60678001
For the Period 10/1/13 to 12/31/13

Account Summary

PRINCIPAL

Asset Allocation	Beginning Market Value	Ending Market Value	Change In Value	Estimated Annual Income	Current Allocation
Equity	618,516.52	659,964.43	41,447.91	8,350.33	75%
Alternative Assets	107,580.51	113,960.46	6,379.95	1,856.10	13%
Cash & Fixed Income	110,747.16	100,382.43	(10,364.73)	1,426.01	12%
Market Value	\$836,844.19	\$874,307.32	\$37,463.13	\$11,632.44	100%

Asset Allocation



INCOME

Cash Position	Beginning Market Value	Ending Market Value	Change In Value
Cash Balance	215.64	4,126.62	3,910.98
Accruals	466.87	80.05	(386.82)
Market Value	\$682.51	\$4,206.67	\$3,524.16

INCOME

Portfolio Activity	Current Period Value	Year-to-Date Value
Beginning Market Value	836,844.19	768,673.40
Additions	2,583.64	6,421.43
Withdrawals & Fees	(8,377.88)	(33,455.95)
Net Additions/Withdrawals	(\$5,794.24)	(\$27,034.52)
Income	43,257.37	132,668.44
Change In Investment Value	\$874,307.32	\$874,307.32
Ending Market Value	\$874,307.32	\$874,307.32
Accruals	80.05	80.05
Market Value with Accruals	\$4,206.67	\$4,206.67

PRINCIPAL

Portfolio Activity	Current Period Value	Year-to-Date Value
Beginning Market Value	836,844.19	768,673.40
Additions	2,583.64	6,421.43
Withdrawals & Fees	(8,377.88)	(33,455.95)
Net Additions/Withdrawals	(\$5,794.24)	(\$27,034.52)
Income	43,257.37	132,668.44
Change In Investment Value	\$874,307.32	\$874,307.32
Ending Market Value	\$874,307.32	\$874,307.32
Accruals	80.05	80.05
Market Value with Accruals	\$4,206.67	\$4,206.67



HW EBY 4% ITR ACCT. R60678001
For the Period 10/1/13 to 12/31/13

Account Summary CONTINUED

	Current Period Value	Year-to-Date Value
Tax Summary		
Domestic Dividends/Distributions	8,269 88	13,548 82
Interest Income	2 37	6 79
Taxable Income	\$8,272.25	\$13,555.61

	Current Period Value	Year-to-Date Value
LT Capital Gain Distributions	15,707 36	15,707 36
ST Realized Gain/Loss	(1,543 50)	(2,600 68)
LT Realized Gain/Loss	8,928 90	18,217 28
Realized Gain/Loss	\$23,092.76	\$31,323.96

	To-Date Value
Unrealized Gain/Loss	\$145,032.44

	Cost
Cost Summary	
Equity	513,763 34
Cash & Fixed Income	99,257.77
Total	\$613,021.11

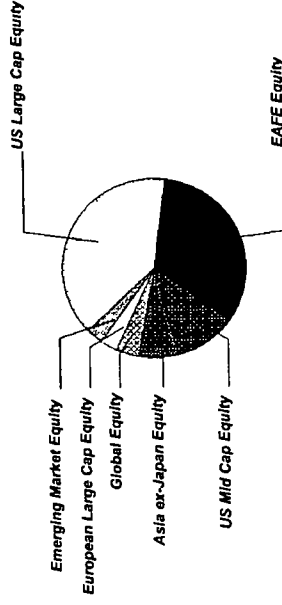


H W EBY 4% ITR ACCT. R60678001
For the Period 10/1/13 to 12/31/13

Equity Summary

Asset Categories	Beginning Market Value	Ending Market Value	Change In Value	Current Allocation
US Large Cap Equity	268,048.45	255,739.31	(12,309.14)	30%
US Mid Cap Equity	72,311.61	73,508.02	1,196.41	8%
EAFE Equity	180,633.07	221,504.08	40,871.01	25%
European Large Cap Equity	8,883.50	17,934.00	9,050.50	2%
Asia ex-Japan Equity	46,716.37	46,940.54	224.17	5%
Emerging Market Equity	15,804.32	16,435.23	630.91	2%
Global Equity	26,119.20	27,903.25	1,784.05	3%
Total Value	\$618,516.52	\$659,964.43	\$41,447.91	75%

Asset Categories



Equity as a percentage of your portfolio - 75 %

Market Value/Cost

	Current Period Value
Market Value	659,964.43
Tax Cost	513,763.34
Unrealized Gain/Loss	146,201.09
Estimated Annual Income	8,350.33
Yield	1.26%

Equity Detail

J.P.Morgan



HW EBY 4% ITR ACCT R60678001
For the Period 10/1/13 to 12/31/13

	Price	Quantity	Value	Adjusted Tax Cost Original Cost	Unrealized Gain/Loss	Est. Annual Inc. Accrued Div	Yield
US Large Cap Equity							
EDGEWOOD GROWTH FUND-INS 0075W0-75-9 EGFI X	18 74	1,101 339	20,639 09	12,863 64	7,775 45		
FMI LARGE CAP FUND LARGE CAP FD 302933-20-5 FMIH X	20 86	956.037	19,942 93	10,812 78	9,130 15	169 21	0 85%
HARTFORD CAPITAL APPREC-I 416649-30-9 ITHI X	46 69	950 746	44,390 33	32,853 70	11,536 63	208 21	0 47%
JPM GROWTH ADVANTAGE FD - SEL FUND 1567 4812A3-71-8 JGAS X	13 85	1,541 006	21,342 93	10,987 37	10,355 56		
JPM US LARGE CAP CORE PLUS FD - SEL FUND 1002 4812A2-38-9 JLPS X	27 74	981 738	27,233 41	20,623 13	6,610 28	112 89	0 41%
MANNING & NAPIER EQUITY SERI 563821-60-2 EXEY X	19 68	1,198 480	23,586 09	23,693 95	(107 86)	9 58	0 04%
NEUBERGER BER MU/C OPP-INS 64122Q-30-9 NMUL X	15 35	1,911 777	29,345 78	20,828 00	8,517 78	206 47	0 70%
SPDR S&P 500 ETF TRUST 78462F-10-3 SPY	184 69	375 000	69,258 75	44,825 28	24,433 47	1,256 62	1 81%
Total US Large Cap Equity			\$255,739.31	\$177,487.85	\$78,251.46	\$1,962.98	0.77%
US Mid Cap Equity							
ASTON/FAIRPOINTE MID CAP-I 00078H-15-8 ABMI X	44 67	754 044	33,683 15	24,749 59	8,933 56	45 99	0 14%



HW EBY 4% ITR ACCT R60678001
For the Period 10/1/13 to 12/31/13

	Price	Quantity	Value	Adjusted Tax Cost Original Cost	Unrealized Gain/Loss	Est Annual Inc Accrued Div	Yield
US Mid Cap Equity							
ISHARES CORE S&P MID-CAP ETF 464287-50-7 IJH	133.81	148,000	19,803.88	13,447.92	6,355.96	255.74	1.29%
JPM MKT EXP ENH INDEX FD - SEL FUND 3708 4812C1-63-7 PGMI X	13.13	1,524,828	20,020.99	10,338.34	9,682.65	182.97	0.91%
Total US Mid Cap Equity			\$73,508.02	\$48,535.85	\$24,972.17	\$484.70	0.66%
EAFE Equity							
DODGE & COX INTL STOCK FUND 256206-10-3 DODF X	43.04	1,197,629	51,545.95	42,614.29	8,931.66	832.35	1.61%
ISHARES MSCI EAFE INDEX FUND 464287-46-5 EFA	67.10	1,050,000	70,449.75	66,407.38	4,042.37	1,788.15	2.54%
JPM INTL VALUE FD - INSTL FUND 1375 4812A0-57-3 JNUS X	15.35	1,854,972	28,473.82	23,030.18	5,443.64	589.88	2.07%
MFS INTL VALUE-I 55273E-82-2 MINI X	35.18	1,013,966	35,671.32	26,976.00	8,695.32	670.23	1.88%
OAKMARK INTERNATIONAL FD-I 413838-20-2 OAKI X	26.32	1,343,588	35,363.24	33,106.00	2,257.24	565.80	1.66%
Total EAFE Equity			\$221,504.08	\$192,133.85	\$29,370.23	\$4,466.41	2.02%



H W EBY 4% ITR ACCT. R60678001
For the Period 10/1/13 to 12/31/13

	Price	Quantity	Value	Adjusted Tax Cost Original Cost	Unrealized Gain/Loss	Est Annual Inc Accrued Div	Yield
European Large Cap Equity							
VANGUARD FTSE EUROPE ETF 922042-87-4 VGK	58.80	305 000	17,934 00	15,900 55	2,033 45	496 84	2 77 %
Asia ex-Japan Equity							
COLUMBIA ASIA PAX X-JPN-R5 19763P-57-2 TAPR X	13 51	1,818 538	24,568 45	21,436 00	3,132.45	318 24	1 30 %
T ROWE PRICE NEW ASIA 77956H-50-0 PRAS X	16 01	1,397 382	22,372 09	19,533 38	2,838 71	209 60	0 94 %
Total Asia ex-Japan Equity			\$46,940.54	\$40,969 38	\$5,971.16	\$527.84	1.13 %
Emerging Market Equity							
DELAWARE EMERGING MARKETS-I 245914-81-7 DEMI X	16 27	549.881	8,946.56	8,447.86	498.70	84 68	0 95 %
JPM CHINA REGION FD - SEL FUND 3810 4812A3-52-8 JCHS X	21 24	352 574	7,488 67	6,438.00	1,050 67	37 37	0 50 %
Total Emerging Market Equity			\$16,435.23	\$14,885.86	\$1,549.37	\$122.05	0.74 %



H W EBY 4% ITR ACCT. R60678001
For the Period 10/1/13 to 12/31/13

	Price	Quantity	Value	Adjusted Tax Cost Original Cost	Unrealized Gain/Loss	Est. Annual Inc Accrued Div	Yield
Global Equity							
JPM GLOBAL RES ENH INDEX FD - SEL FUND 3457 46637K-51-3 JEIT X	17 83	1,564 961	27,903 25	23,850 00	4,053 25	289 51	1 04 %




H W EBY 4% ITR ACCT R60678001
For the Period 10/1/13 to 12/31/13

Alternative Assets Summary

Asset Categories	Beginning Estimated Value	Ending Estimated Value	Change In Value	Current Allocation
Hedge Funds	75,855 63	79,890 19	4,034 56	9%
Hard Assets	31,724 88	34,070 27	2,345 39	4%
Total Value	\$107,580.51	\$113,960.46	\$6,379.95	13%

Asset Categories



Alternative Assets Detail

Alternative Assets as a percentage of your portfolio - 13 %

	Price	Quantity	Estimated Value	Cost
Hedge Funds				
EATON VANCE GLOBAL MACRO-I 277923-72-8 EIGM X	9 42	1,407 963	13,263 01	14,592 77
EQUINOX FDS TR EQNX CB STGY I 29446A-81-9 EBSI X	10 50	1,241 818	13,039.09	12,977.00



H W EBY 4% ITR ACCT R60678001
For the Period 10/1/13 to 12/31/13

	Price	Quantity	Estimated Value	Cost
Hedge Funds				
GATEWAY FUND-Y 367829-88-4 GTEY X	28.99	579,776	16,807.71	16,054.00
INV BALANCED-RISK ALLOC-Y 00141V-69-7 ABRY X	11.89	1,153,079	13,710.11	14,229.00
PIMCO UNCONSTRAINED BOND-P 72201M-45-3 PUCP X	11.09	2,080,277	23,070.27	24,254.00
Total Hedge Funds			\$79,890.19	\$82,106.77

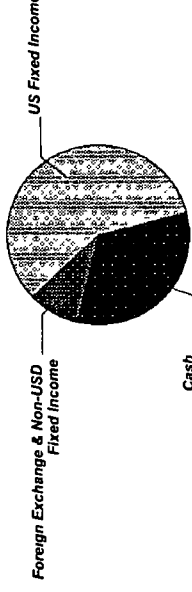
	Price	Quantity	Estimated Value	Cost	Est Annual Income Accrued Income
Hard Assets					
INV BALANCE RISK COMM STR-Y BLRSK CMD FD Y 00888Y-50-8 BRCY X	8.88	3,836,742	34,070.27	34,147.00	874.77



H W EBY 4% ITR ACCT. R60678001
For the Period 10/1/13 to 12/31/13

Cash & Fixed Income Summary

Asset Categories	Beginning Market Value	Ending Market Value	Change In Value	Current Allocation
Cash	30,034.88	35,774.13	5,739.25	4%
US Fixed Income	73,129.29	57,175.37	(15,953.92)	7%
Foreign Exchange & Non-USD Fixed Income	7,582.99	7,432.93	(150.06)	1%
Total Value	\$110,747.16	\$100,382.43	(\$10,364.73)	12%



Market Value/Cost	Current Period Value
Market Value	100,382.43
Tax Cost	99,257.77
Unrealized Gain/Loss	1,124.66
Estimated Annual Income	1,426.01
Accrued Interest	80.05
Yield	1.42%

Cash & Fixed Income as a percentage of your portfolio - 12 %

SUMMARY BY MATURITY

Cash & Fixed Income	Market Value	% of Bond Portfolio
0-6 months ¹	100,382.43	100%

¹ The years indicate the number of years until the bond is scheduled to mature based on the statement end date. Some bonds may be called, or paid in full, before their stated maturity.

SUMMARY BY TYPE

Cash & Fixed Income	Market Value	% of Bond Portfolio
Cash	35,774.13	35%
International Bonds	7,432.93	7%
Mutual Funds	57,175.37	58%
Total Value	\$100,382.43	100%



H W EBY 4% ITR ACCT. R60678001
For the Period 10/1/13 to 12/31/13

Note ¹ This is the Annual Percentage Yield (APY) which is the rate earned if balances remain on deposit for a full year with compounding, there is no change in the interest rate and all interest is left in the account

Cash & Fixed Income Detail

	Price	Quantity	Value	Adjusted Tax Cost Original Cost	Unrealized Gain/Loss	Est Annual Income Accrued Interest	Yield
Cash							
US DOLLAR PRINCIPAL	1.00	35,774.13	35,774.13	35,774.13		10.73	0.03% ¹
US Fixed Income							
DOUBLELINE TOTAL RET BD-I 258620-10-3	10.78	628.95	6,780.12	7,038.00	(257.88)	350.32	5.17%
JPM STRAT INCOME OPPORT FD - SEL FUND 3844 4812A4-35-1	11.89	1,302.89	15,491.40	13,753.55	1,737.85	402.59 35.18	2.60%
JPM SHORT DURATION BOND FD - SEL FUND 3133 4812C1-33-0	10.89	3,205.13	34,903.85	34,932.26	(28.41)	333.33 44.87	0.96%
Total US Fixed Income			\$57,175.37	\$55,723.81	\$1,451.56	\$1,086.24 \$80.05	1.90%
Foreign Exchange & Non-USD Fixed Income							
DREYFUS EMG MKT DEBT LOC C-I 261980-49-4	13.87	535.90	7,432.93	7,759.83	(326.90)	329.04	4.43%