



See a Social Security Number? Say Something!
Report Privacy Problems to <https://public.resource.org/privacy>
Or call the IRS Identity Theft Hotline at 1-800-908-4490



Form

990-PF

Department of the Treasury
Internal Revenue Service

Return of Private Foundation

or Section 4947(a)(1) Trust Treated as Private Foundation

Do not enter Social Security numbers on this form as it may be made public. By law, the IRS cannot redact the information on the form.

Information about Form 990-PF and its instructions is at www.irs.gov/form990pf.

OMB No 1545-0052

2013

Open to Public Inspection

For calendar year 2013, or tax year beginning 01-01-2013 , and ending 12-31-2013

| | | | |
|---|--|--|--|
| Name of foundation WEJ FOUNDATION INC | | A Employer identification number 35-2123724 | |
| Number and street (or P O box number if mail is not delivered to street address) 6900 SOUTH GRAY ROAD | | B Telephone number (see instructions) (317) 783-5461 | |
| City or town, state or province, country, and ZIP or foreign postal code INDIANAPOLIS, IN 46237 | | C If exemption application is pending, check here <input type="checkbox"/> | |
| G Check all that apply <div><input type="checkbox"/> Initial return <input type="checkbox"/> Final return <input type="checkbox"/> Address change</div> <div><input type="checkbox"/> Initial return of a former public charity <input type="checkbox"/> Amended return <input type="checkbox"/> Name change</div> | | D 1. Foreign organizations, check here <input type="checkbox"/> 2. Foreign organizations meeting the 85% test, check here and attach computation <input type="checkbox"/> | |
| H Check type of organization <input checked="" type="checkbox"/> Section 501(c)(3) exempt private foundation <input type="checkbox"/> Section 4947(a)(1) nonexempt charitable trust <input type="checkbox"/> Other taxable private foundation | | E If private foundation status was terminated under section 507(b)(1)(A), check here <input type="checkbox"/> | |
| I Fair market value of all assets at end of year (from Part II, col. (c), line 16) \$ 0 | J Accounting method <input checked="" type="checkbox"/> Cash <input type="checkbox"/> Accrual <input type="checkbox"/> Other (specify) _____ (Part I, column (d) must be on cash basis.) | F If the foundation is in a 60-month termination under section 507(b)(1)(B), check here <input type="checkbox"/> | |

| Part I Analysis of Revenue and Expenses (The total of amounts in columns (b), (c), and (d) may not necessarily equal the amounts in column (a) (see instructions)) | | (a) Revenue and expenses per books | (b) Net investment income | (c) Adjusted net income | (d) Disbursements for charitable purposes (cash basis only) |
|---|--|------------------------------------|---------------------------|-------------------------|---|
| Revenue | 1 Contributions, gifts, grants, etc , received (attach schedule) | | | | |
| | 2 Check <input checked="" type="checkbox"/> if the foundation is not required to attach Sch B | | | | |
| | 3 Interest on savings and temporary cash investments | 7,418 | 4,709 | | |
| | 4 Dividends and interest from securities. | 57,246 | 57,246 | | |
| | 5a Gross rents | | | | |
| | b Net rental income or (loss) _____ | | | | |
| | 6a Net gain or (loss) from sale of assets not on line 10 | 37,379 | | | |
| | b Gross sales price for all assets on line 6a 837,836 | | | | |
| | 7 Capital gain net income (from Part IV , line 2) . . . | | 21,755 | | |
| | 8 Net short-term capital gain | | | | |
| | 9 Income modifications | | | | |
| | 10a Gross sales less returns and allowances | | | | |
| | b Less Cost of goods sold | | | | |
| | c Gross profit or (loss) (attach schedule) | | | | |
| | 11 Other income (attach schedule) | 519 | | | |
| | 12 Total. Add lines 1 through 11 | 102,562 | 83,710 | | |
| Operating and Administrative Expenses | 13 Compensation of officers, directors, trustees, etc | | | | |
| | 14 Other employee salaries and wages | | | | |
| | 15 Pension plans, employee benefits | | | | |
| | 16a Legal fees (attach schedule) | 10 | | | |
| | b Accounting fees (attach schedule) | | | | |
| | c Other professional fees (attach schedule) | | | | |
| | 17 Interest | 2 | 2 | | |
| | 18 Taxes (attach schedule) (see instructions) | 3,239 | 3,239 | | |
| | 19 Depreciation (attach schedule) and depletion . . . | | | | |
| | 20 Occupancy | | | | |
| | 21 Travel, conferences, and meetings | | | | |
| | 22 Printing and publications | | | | |
| | 23 Other expenses (attach schedule) | 3,806 | 3,806 | | |
| | 24 Total operating and administrative expenses. Add lines 13 through 23 | 7,057 | 7,047 | | 0 |
| | 25 Contributions, gifts, grants paid | 166,002 | | | 166,002 |
| | 26 Total expenses and disbursements. Add lines 24 and 25 | 173,059 | 7,047 | | 166,002 |
| | 27 Subtract line 26 from line 12 | | | | |
| | a Excess of revenue over expenses and disbursements | -70,497 | | | |
| | b Net investment income (if negative, enter -0-) | | 76,663 | | |
| | c Adjusted net income (if negative, enter -0-) | | | | |

Part II

Balance Sheets

Attached schedules and amounts in the description column should be for end-of-year amounts only (See instructions)

| | | Beginning of year | End of year | |
|-----------------------------|-----|---|----------------|-----------------------|
| | | (a) Book Value | (b) Book Value | (c) Fair Market Value |
| Assets | 1 | Cash—non-interest-bearing | | |
| | 2 | Savings and temporary cash investments | | |
| | 3 | Accounts receivable ▶ _____ Less allowance for doubtful accounts ▶ _____ | | |
| | 4 | Pledges receivable ▶ _____ Less allowance for doubtful accounts ▶ _____ | | |
| | 5 | Grants receivable | | |
| | 6 | Receivables due from officers, directors, trustees, and other disqualified persons (attach schedule) (see instructions) | | |
| | 7 | Other notes and loans receivable (attach schedule) ▶ _____ Less allowance for doubtful accounts ▶ _____ | | |
| | 8 | Inventories for sale or use | | |
| | 9 | Prepaid expenses and deferred charges | | |
| | 10a | Investments—U S and state government obligations (attach schedule) | | |
| | b | Investments—corporate stock (attach schedule) | 2,458,176 | 2,387,341 |
| | c | Investments—corporate bonds (attach schedule). | | |
| | 11 | Investments—land, buildings, and equipment basis ▶ _____ Less accumulated depreciation (attach schedule) ▶ _____ | | |
| | 12 | Investments—mortgage loans | | |
| | 13 | Investments—other (attach schedule) | | |
| | 14 | Land, buildings, and equipment basis ▶ _____ Less accumulated depreciation (attach schedule) ▶ _____ | | |
| Liabilities | 15 | Other assets (describe ▶ _____) | 30,905 | 30,883 |
| | 16 | Total assets (to be completed by all filers—see the instructions Also, see page 1, item I) | 2,489,081 | 2,418,224 0 |
| | 17 | Accounts payable and accrued expenses | 360 | |
| | 18 | Grants payable | | |
| | 19 | Deferred revenue | | |
| | 20 | Loans from officers, directors, trustees, and other disqualified persons | | |
| | 21 | Mortgages and other notes payable (attach schedule) | | |
| | 22 | Other liabilities (describe ▶ _____) | | |
| Net Assets or Fund Balances | 23 | Total liabilities (add lines 17 through 22) | 360 | 0 |
| | | Foundations that follow SFAS 117, check here ▶ <input type="checkbox"/> and complete lines 24 through 26 and lines 30 and 31. | | |
| | 24 | Unrestricted | | |
| | 25 | Temporarily restricted | | |
| | 26 | Permanently restricted | | |
| | | Foundations that do not follow SFAS 117, check here ▶ <input checked="" type="checkbox"/> and complete lines 27 through 31. | | |
| | 27 | Capital stock, trust principal, or current funds | | |
| | 28 | Paid-in or capital surplus, or land, bldg , and equipment fund | | |
| | 29 | Retained earnings, accumulated income, endowment, or other funds | 2,488,721 | 2,418,224 |
| | 30 | Total net assets or fund balances (see page 17 of the instructions) | 2,488,721 | 2,418,224 |
| | 31 | Total liabilities and net assets/fund balances (see page 17 of the instructions) | 2,489,081 | 2,418,224 |

Part III

Analysis of Changes in Net Assets or Fund Balances

| | | | |
|---|--|---|-----------|
| 1 | Total net assets or fund balances at beginning of year—Part II, column (a), line 30 (must agree with end-of-year figure reported on prior year’s return) | 1 | 2,488,721 |
| 2 | Enter amount from Part I, line 27a | 2 | -70,497 |
| 3 | Other increases not included in line 2 (itemize) ▶ _____ | 3 | |
| 4 | Add lines 1, 2, and 3 | 4 | 2,418,224 |
| 5 | Decreases not included in line 2 (itemize) ▶ _____ | 5 | |
| 6 | Total net assets or fund balances at end of year (line 4 minus line 5)—Part II, column (b), line 30 | 6 | 2,418,224 |

Part IV

Capital Gains and Losses for Tax on Investment Income

| | | | | |
|---|--|---|---|----------------------------------|
| (a) List and describe the kind(s) of property sold (e g , real estate, 2-story brick warehouse, or common stock, 200 shs MLC Co) | | (b) How acquired P—Purchase D—Donation | (c) Date acquired (mo , day, yr) | (d) Date sold (mo , day, yr) |
| 1a | | | | |
| | | | | |
| | | | | |
| | | | | |
| | | | | |
| | | | | |
| (e) Gross sales price | (f) Depreciation allowed (or allowable) | (g) Cost or other basis plus expense of sale | (h) Gain or (loss) (e) plus (f) minus (g) | |
| a | | | | |
| b | | | | |
| c | | | | |
| d | | | | |
| e | | | | |
| Complete only for assets showing gain in column (h) and owned by the foundation on 12/31/69 | | | (i) Gains (Col (h) gain minus col (k), but not less than -0-) or Losses (from col (h)) | |
| (i) F M V as of 12/31/69 | (j) Adjusted basis as of 12/31/69 | (k) Excess of col (i) over col (j), if any | | |
| a | | | | |
| b | | | | |
| c | | | | |
| d | | | | |
| e | | | | |
| 2 | Capital gain net income or (net capital loss) { If gain, also enter in Part I, line 7 If (loss), enter -0- in Part I, line 7 } | | 2 | 21,755 |
| 3 | Net short-term capital gain or (loss) as defined in sections 1222(5) and (6) If gain, also enter in Part I, line 8, column (c) (see instructions) If (loss), enter -0- in Part I, line 8 } | | 3 | |

Part V

Qualification Under Section 4940(e) for Reduced Tax on Net Investment Income

(For optional use by domestic private foundations subject to the section 4940(a) tax on net investment income)

If section 4940(d)(2) applies, leave this part blank

Was the foundation liable for the section 4942 tax on the distributable amount of any year in the base period? ☐ Yes ☒ No
If "Yes," the foundation does not qualify under section 4940(e) Do not complete this part

1 Enter the appropriate amount in each column for each year, see page 18 of the instructions before making any entries

| | | | |
|--|--|--|---|
| (a) Base period years Calendar year (or tax year beginning in) | (b) Adjusted qualifying distributions | (c) Net value of noncharitable-use assets | (d) Distribution ratio (col (b) divided by col (c)) |
| 2012 | 120,105 | 2,435,347 | 0 049317 |
| 2011 | 154,177 | 821,964 | 0 187571 |
| 2010 | 165,305 | 860,544 | 0 192094 |
| 2009 | 81,962 | 945,650 | 0 086673 |
| 2008 | 2,500 | 51,553 | 0 048494 |
| | | | |
| 2 | Total of line 1, column (d). | | 2 0 564149 |
| 3 | Average distribution ratio for the 5-year base period—divide the total on line 2 by 5, or by the number of years the foundation has been in existence if less than 5 years | | 3 0 112830 |
| 4 | Enter the net value of noncharitable-use assets for 2013 from Part X, line 5. | | 4 2,381,276 |
| 5 | Multiply line 4 by line 3. | | 5 268,679 |
| 6 | Enter 1% of net investment income (1% of Part I, line 27b). | | 6 767 |
| 7 | Add lines 5 and 6. | | 7 269,446 |
| 8 | Enter qualifying distributions from Part XII, line 4. | | 8 166,002 |
| If line 8 is equal to or greater than line 7, check the box in Part VI, line 1b, and complete that part using a 1% tax rate See the Part VI instructions | | | |

| | | |
|--|-----------|----------------|
| Part VI Excise Tax Based on Investment Income (Section 4940(a), 4940(b), 4940(e), or 4948—see page 18 of the instructions) | | |
| 1a Exempt operating foundations described in section 4940(d)(2), check here <input type="checkbox"/> and enter "N/A" on line 1 | | |
| Date of ruling or determination letter _____ (attach copy of letter if necessary—see instructions) | | |
| b Domestic foundations that meet the section 4940(e) requirements in Part V, check here <input type="checkbox"/> and enter 1% of Part I, line 27b | | 1 1,533 |
| c All other domestic foundations enter 2% of line 27b. Exempt foreign organizations enter 4% of Part I, line 12, col. (b) | | |
| 2 Tax under section 511 (domestic section 4947(a)(1) trusts and taxable foundations only. Others enter -0-) | | 2 |
| 3 Add lines 1 and 2. | | 3 1,533 |
| 4 Subtitle A (income) tax (domestic section 4947(a)(1) trusts and taxable foundations only. Others enter -0-) | | 4 |
| 5 Tax based on investment income. Subtract line 4 from line 3. If zero or less, enter -0- | | 5 1,533 |
| 6 Credits/Payments | | |
| a 2013 estimated tax payments and 2012 overpayment credited to 2013 | 6a | |
| b Exempt foreign organizations—tax withheld at source | 6b | |
| c Tax paid with application for extension of time to file (Form 8868) | 6c | |
| d Backup withholding erroneously withheld | 6d | |
| 7 Total credits and payments. Add lines 6a through 6d. | | 7 |
| 8 Enter any penalty for underpayment of estimated tax. Check here <input checked="" type="checkbox"/> if Form 2220 is attached | | 8 25 |
| 9 Tax due. If the total of lines 5 and 8 is more than line 7, enter amount owed <input type="checkbox"/> | | 9 1,558 |
| 10 Overpayment. If line 7 is more than the total of lines 5 and 8, enter the amount overpaid . . . <input type="checkbox"/> | | 10 |
| 11 Enter the amount of line 10 to be Credited to 2014 estimated tax <input type="checkbox"/> Refunded <input type="checkbox"/> | | 11 |

| | | | |
|--|-----------|------------|-----------|
| Part VII-A Statements Regarding Activities | | | |
| 1a During the tax year, did the foundation attempt to influence any national, state, or local legislation or did it participate or intervene in any political campaign? | 1a | Yes | No |
| b Did it spend more than \$100 during the year (either directly or indirectly) for political purposes (see page 19 of the instructions for definition)? <i>If the answer is "Yes" to 1a or 1b, attach a detailed description of the activities and copies of any materials published or distributed by the foundation in connection with the activities.</i> | 1b | | No |
| c Did the foundation file Form 1120-POL for this year?. | 1c | | |
| d Enter the amount (if any) of tax on political expenditures (section 4955) imposed during the year: (1) On the foundation <input type="checkbox"/> \$ _____ (2) On foundation managers <input type="checkbox"/> \$ _____ | | | |
| e Enter the reimbursement (if any) paid by the foundation during the year for political expenditure tax imposed on foundation managers <input type="checkbox"/> \$ _____ | | | |
| 2 Has the foundation engaged in any activities that have not previously been reported to the IRS? <i>If "Yes," attach a detailed description of the activities.</i> | 2 | | No |
| 3 Has the foundation made any changes, not previously reported to the IRS, in its governing instrument, articles of incorporation, or bylaws, or other similar instruments? <i>If "Yes," attach a conformed copy of the changes</i> | 3 | | No |
| 4a Did the foundation have unrelated business gross income of \$1,000 or more during the year?. | 4a | | No |
| b If "Yes," has it filed a tax return on Form 990-T for this year?. | 4b | | |
| 5 Was there a liquidation, termination, dissolution, or substantial contraction during the year? <i>If "Yes," attach the statement required by General Instruction T.</i> | 5 | | No |
| 6 Are the requirements of section 508(e) (relating to sections 4941 through 4945) satisfied either: • By language in the governing instrument, or • By state legislation that effectively amends the governing instrument so that no mandatory directions that conflict with the state law remain in the governing instrument? | 6 | | |
| 7 Did the foundation have at least \$5,000 in assets at any time during the year? <i>If "Yes," complete Part II, col. (c), and Part XV.</i> | 7 | Yes | |
| 8a Enter the states to which the foundation reports or with which it is registered (see instructions) <input type="checkbox"/> IN _____ | | | |
| b If the answer is "Yes" to line 7, has the foundation furnished a copy of Form 990-PF to the Attorney General (or designate) of each state as required by General Instruction G? <i>If "No," attach explanation.</i> | 8b | Yes | |
| 9 Is the foundation claiming status as a private operating foundation within the meaning of section 4942(j)(3) or 4942(j)(5) for calendar year 2013 or the taxable year beginning in 2013 (see instructions for Part XIV)? <i>If "Yes," complete Part XIV</i> | 9 | | No |
| 10 Did any persons become substantial contributors during the tax year? <i>If "Yes," attach a schedule listing their names and addresses.</i> | 10 | | No |

Part VII-A

Statements Regarding Activities *(continued)*

| | | | | |
|---|---|----|-----|----|
| 11 | At any time during the year, did the foundation, directly or indirectly, own a controlled entity within the meaning of section 512(b)(13)? If "Yes," attach schedule (see instructions). | 11 | | No |
| 12 | Did the foundation make a distribution to a donor advised fund over which the foundation or a disqualified person had advisory privileges? If "Yes," attach statement (see instructions) | 12 | | No |
| 13 | Did the foundation comply with the public inspection requirements for its annual returns and exemption application? | 13 | Yes | |
| Website address ▶N/A | | | | |
| 14 | The books are in care of ▶JEAN DEUSER Telephone no ▶(317) 783-5461 Located at ▶6900 SOUTH GRAY ROAD INDIANAPOLIS IN ZIP +4 ▶46237 | | | |
| 15 | Section 4947(a)(1) nonexempt charitable trusts filing Form 990-PF in lieu of Form 1041 —Check here ▶ <input type="checkbox"/> and enter the amount of tax-exempt interest received or accrued during the year ▶ | 15 | | |
| 16 | At any time during calendar year 2013, did the foundation have an interest in or a signature or other authority over a bank, securities, or other financial account in a foreign country? | 16 | Yes | No |
| See instructions for exceptions and filing requirements for Form TD F 90-22.1 If "Yes", enter the name of the foreign country ▶ | | | | |

Part VII-B

Statements Regarding Activities for Which Form 4720 May Be Required

| | | | | |
|---|---|----|-----|----|
| File Form 4720 if any item is checked in the "Yes" column, unless an exception applies. | | | Yes | No |
| 1a | During the year did the foundation (either directly or indirectly) (1) Engage in the sale or exchange, or leasing of property with a disqualified person? <input type="checkbox"/> Yes <input checked="" type="checkbox"/> No (2) Borrow money from, lend money to, or otherwise extend credit to (or accept it from) a disqualified person?. <input type="checkbox"/> Yes <input checked="" type="checkbox"/> No (3) Furnish goods, services, or facilities to (or accept them from) a disqualified person? <input type="checkbox"/> Yes <input checked="" type="checkbox"/> No (4) Pay compensation to, or pay or reimburse the expenses of, a disqualified person? <input type="checkbox"/> Yes <input checked="" type="checkbox"/> No (5) Transfer any income or assets to a disqualified person (or make any of either available for the benefit or use of a disqualified person)?. <input type="checkbox"/> Yes <input checked="" type="checkbox"/> No (6) Agree to pay money or property to a government official? (Exception. Check "No" if the foundation agreed to make a grant to or to employ the official for a period after termination of government service, if terminating within 90 days). <input type="checkbox"/> Yes <input checked="" type="checkbox"/> No | | | |
| b | If any answer is "Yes" to 1a(1)–(6), did any of the acts fail to qualify under the exceptions described in Regulations section 53.4941(d)-3 or in a current notice regarding disaster assistance (see page 20 of the instructions)?. . . Organizations relying on a current notice regarding disaster assistance check here. ▶ <input type="checkbox"/> | 1b | | |
| c | Did the foundation engage in a prior year in any of the acts described in 1a, other than excepted acts, that were not corrected before the first day of the tax year beginning in 2013?. | 1c | | |
| 2 | Taxes on failure to distribute income (section 4942) (does not apply for years the foundation was a private operating foundation defined in section 4942(j)(3) or 4942(j)(5)) | | | |
| a | At the end of tax year 2013, did the foundation have any undistributed income (lines 6d and 6e, Part XIII) for tax year(s) beginning before 2013?. <input type="checkbox"/> Yes <input checked="" type="checkbox"/> No If "Yes," list the years ▶ 20____, 20____, 20____, 20____ | | | |
| b | Are there any years listed in 2a for which the foundation is not applying the provisions of section 4942(a)(2) (relating to incorrect valuation of assets) to the year's undistributed income? (If applying section 4942(a)(2) to all years listed, answer "No" and attach statement—see instructions). | 2b | | |
| c | If the provisions of section 4942(a)(2) are being applied to any of the years listed in 2a, list the years here ▶ 20____, 20____, 20____, 20____ | | | |
| 3a | Did the foundation hold more than a 2% direct or indirect interest in any business enterprise at any time during the year?. <input type="checkbox"/> Yes <input checked="" type="checkbox"/> No | | | |
| b | If "Yes," did it have excess business holdings in 2013 as a result of (1) any purchase by the foundation or disqualified persons after May 26, 1969, (2) the lapse of the 5-year period (or longer period approved by the Commissioner under section 4943(c)(7)) to dispose of holdings acquired by gift or bequest, or (3) the lapse of the 10-, 15-, or 20-year first phase holding period? (<i>Use Schedule C, Form 4720, to determine if the foundation had excess business holdings in 2013.</i>). | 3b | | |
| 4a | Did the foundation invest during the year any amount in a manner that would jeopardize its charitable purposes? | 4a | | No |
| b | Did the foundation make any investment in a prior year (but after December 31, 1969) that could jeopardize its charitable purpose that had not been removed from jeopardy before the first day of the tax year beginning in 2013? | 4b | | No |




Part VII-B

Statements Regarding Activities for Which Form 4720 May Be Required (continued)

| | | | | |
|----|--|---|----|----|
| 5a | During the year did the foundation pay or incur any amount to | | | |
| | (1) Carry on propaganda, or otherwise attempt to influence legislation (section 4945(e))? | <input type="checkbox"/> Yes <input checked="" type="checkbox"/> No | | |
| | (2) Influence the outcome of any specific public election (see section 4955), or to carry on, directly or indirectly, any voter registration drive? | <input type="checkbox"/> Yes <input checked="" type="checkbox"/> No | | |
| | (3) Provide a grant to an individual for travel, study, or other similar purposes? | <input type="checkbox"/> Yes <input checked="" type="checkbox"/> No | | |
| | (4) Provide a grant to an organization other than a charitable, etc , organization described in section 509(a)(1), (2), or (3), or section 4940(d)(2)? (see instructions). | <input type="checkbox"/> Yes <input checked="" type="checkbox"/> No | | |
| | (5) Provide for any purpose other than religious, charitable, scientific, literary, or educational purposes, or for the prevention of cruelty to children or animals? | <input type="checkbox"/> Yes <input checked="" type="checkbox"/> No | | |
| b | If any answer is "Yes" to 5a(1)–(5), did any of the transactions fail to qualify under the exceptions described in Regulations section 53.4945 or in a current notice regarding disaster assistance (see instructions)? | | 5b | |
| | Organizations relying on a current notice regarding disaster assistance check here. | <input checked="" type="checkbox"/> | | |
| c | If the answer is "Yes" to question 5a(4), does the foundation claim exemption from the tax because it maintained expenditure responsibility for the grant? | <input type="checkbox"/> Yes <input type="checkbox"/> No | | |
| | If "Yes," attach the statement required by Regulations section 53.4945–5(d). | | | |
| 6a | Did the foundation, during the year, receive any funds, directly or indirectly, to pay premiums on a personal benefit contract? | <input type="checkbox"/> Yes <input checked="" type="checkbox"/> No | | |
| b | Did the foundation, during the year, pay premiums, directly or indirectly, on a personal benefit contract? | | 6b | No |
| | If "Yes" to 6b, file Form 8870. | | | |
| 7a | At any time during the tax year, was the foundation a party to a prohibited tax shelter transaction? | <input type="checkbox"/> Yes <input checked="" type="checkbox"/> No | | |
| b | If yes, did the foundation receive any proceeds or have any net income attributable to the transaction? | | 7b | |

Part VIII

Information About Officers, Directors, Trustees, Foundation Managers, Highly Paid Employees, and Contractors

| | | | | |
|---|---|---|---|---------------------------------------|
| 1 List all officers, directors, trustees, foundation managers and their compensation (see instructions). | | | | |
| (a) Name and address | (b) Title, and average hours per week devoted to position | (c) Compensation (If not paid, enter -0-) | (d) Contributions to employee benefit plans and deferred compensation | (e) Expense account, other allowances |
| WESSLEY JACKSON  6900 SOUTH GRAY ROAD INDIANAPOLIS, IN 46237 | DIRECTOR 1 00 | 0 | 0 | 0 |
| KYLE JACKSON  6900 SOUTH GRAY ROAD INDIANAPOLIS, IN 46237 | DIRECTOR 1 00 | 0 | 0 | 0 |
| JACK CONNER  6900 SOUTH GRAY ROAD INDIANAPOLIS, IN 46237 | DIRECTOR 1 00 | 0 | 0 | 0 |
| 2 Compensation of five highest-paid employees (other than those included on line 1—see instructions). If none, enter "NONE." | | | | |
| (a) Name and address of each employee paid more than \$50,000 | (b) Title, and average hours per week devoted to position | (c) Compensation | (d) Contributions to employee benefit plans and deferred compensation | (e) Expense account, other allowances |
| NONE | | | | |
| | | | | |
| | | | | |
| | | | | |
| | | | | |
| | | | | |
| | | | | |
| | | | | |
| Total number of other employees paid over \$50,000. | | | | |

Part VIII

3 Five highest-paid independent contractors for professional services (see instructions). If none, enter "NONE".

NONE

Total number of others receiving over \$50,000 for professional services. 1

Part IX-A

1

2

3

4

Part IX-B

1 N/A

2

All other program-related investments See page 24 of the instructions

3

Total. Add lines 1 through 3

Part X

Minimum Investment Return (All domestic foundations must complete this part. Foreign foundations, see instructions.)

| | | | |
|---|--|----|-----------|
| 1 | Fair market value of assets not used (or held for use) directly in carrying out charitable, etc , purposes | | |
| a | Average monthly fair market value of securities. | 1a | 2,406,264 |
| b | Average of monthly cash balances. | 1b | 0 |
| c | Fair market value of all other assets (see instructions). | 1c | 11,275 |
| d | Total (add lines 1a, b, and c). | 1d | 2,417,539 |
| e | Reduction claimed for blockage or other factors reported on lines 1a and 1c (attach detailed explanation). | 1e | |
| 2 | Acquisition indebtedness applicable to line 1 assets. | 2 | |
| 3 | Subtract line 2 from line 1d. | 3 | 2,417,539 |
| 4 | Cash deemed held for charitable activities Enter 1 1/2% of line 3 (for greater amount, see instructions). | 4 | 36,263 |
| 5 | Net value of noncharitable-use assets. Subtract line 4 from line 3 Enter here and on Part V, line 4 | 5 | 2,381,276 |
| 6 | Minimum investment return. Enter 5% of line 5. | 6 | 119,064 |

Part XI

Distributable Amount (see instructions) (Section 4942(j)(3) and (j)(5) private operating foundations and certain foreign organizations check here ☐ and do not complete this part.)

| | | | |
|----|---|----|---------|
| 1 | Minimum investment return from Part X, line 6. | 1 | 119,064 |
| 2a | Tax on investment income for 2013 from Part VI, line 5. | 2a | 1,533 |
| b | Income tax for 2013 (This does not include the tax from Part VI). | 2b | |
| c | Add lines 2a and 2b. | 2c | 1,533 |
| 3 | Distributable amount before adjustments Subtract line 2c from line 1. | 3 | 117,531 |
| 4 | Recoveries of amounts treated as qualifying distributions. | 4 | |
| 5 | Add lines 3 and 4. | 5 | 117,531 |
| 6 | Deduction from distributable amount (see instructions). | 6 | |
| 7 | Distributable amount as adjusted Subtract line 6 from line 5 Enter here and on Part XIII, line 1. | 7 | 117,531 |

Part XII

Qualifying Distributions (see instructions)

| | | | |
|--|--|----|---------|
| 1 | Amounts paid (including administrative expenses) to accomplish charitable, etc , purposes | | |
| a | Expenses, contributions, gifts, etc —total from Part I, column (d), line 26. | 1a | 166,002 |
| b | Program-related investments—total from Part IX-B. | 1b | |
| 2 | Amounts paid to acquire assets used (or held for use) directly in carrying out charitable, etc , purposes. | 2 | |
| 3 | Amounts set aside for specific charitable projects that satisfy the | | |
| a | Suitability test (prior IRS approval required). | 3a | |
| b | Cash distribution test (attach the required schedule). | 3b | |
| 4 | Qualifying distributions. Add lines 1a through 3b Enter here and on Part V, line 8, and Part XIII, line 4 | 4 | 166,002 |
| 5 | Foundations that qualify under section 4940(e) for the reduced rate of tax on net investment income Enter 1% of Part I, line 27b (see instructions). | 5 | |
| 6 | Adjusted qualifying distributions. Subtract line 5 from line 4. | 6 | 166,002 |
| Note: The amount on line 6 will be used in Part V, column (b), in subsequent years when calculating whether the foundation qualifies for the section 4940(e) reduction of tax in those years | | | |

Part XIII

Undistributed Income (see instructions)

| | | | | | |
|----|---|---------------|----------------------------|-------------|-------------|
| | | (a) Corpus | (b) Years prior to 2012 | (c) 2012 | (d) 2013 |
| 1 | Distributable amount for 2013 from Part XI, line 7 | | | | 117,531 |
| 2 | Undistributed income, if any, as of the end of 2013 | | | | |
| a | Enter amount for 2012 only. | | | | |
| b | Total for prior years 20____, 20____, 20____ | | | | |
| 3 | Excess distributions carryover, if any, to 2013 | | | | |
| a | From 2008. | | | | |
| b | From 2009. | 33,684 | | | |
| c | From 2010. | 122,518 | | | |
| d | From 2011. | 113,377 | | | |
| e | From 2012. | | | | |
| f | Total of lines 3a through e. | 269,579 | | | |
| 4 | Qualifying distributions for 2013 from Part XII, line 4 ▶ \$ 166,002 | | | | |
| a | Applied to 2012, but not more than line 2a | | | | |
| b | Applied to undistributed income of prior years (Election required—see instructions). | | | | |
| c | Treated as distributions out of corpus (Election required—see instructions). | | | | |
| d | Applied to 2013 distributable amount. | | | | 117,531 |
| e | Remaining amount distributed out of corpus | 48,471 | | | |
| 5 | Excess distributions carryover applied to 2013 (If an amount appears in column (d), the same amount must be shown in column (a).) | | | | |
| 6 | Enter the net total of each column as indicated below: | | | | |
| a | Corpus Add lines 3f, 4c, and 4e Subtract line 5 | 318,050 | | | |
| b | Prior years' undistributed income Subtract line 4b from line 2b. | | | | |
| c | Enter the amount of prior years' undistributed income for which a notice of deficiency has been issued, or on which the section 4942(a) tax has been previously assessed. | | | | |
| d | Subtract line 6c from line 6b Taxable amount—see instructions | | | | |
| e | Undistributed income for 2012 Subtract line 4a from line 2a Taxable amount—see instructions | | | | |
| f | Undistributed income for 2013 Subtract lines 4d and 5 from line 1 This amount must be distributed in 2014 | | | | 0 |
| 7 | Amounts treated as distributions out of corpus to satisfy requirements imposed by section 170(b)(1)(F) or 4942(g)(3) (see instructions). | | | | |
| 8 | Excess distributions carryover from 2008 not applied on line 5 or line 7 (see instructions). . . | | | | |
| 9 | Excess distributions carryover to 2014. Subtract lines 7 and 8 from line 6a | 318,050 | | | |
| 10 | Analysis of line 9 | | | | |
| a | Excess from 2009. . . . | 33,684 | | | |
| b | Excess from 2010. . . . | 122,518 | | | |
| c | Excess from 2011. . . . | 113,377 | | | |
| d | Excess from 2012. . . . | | | | |
| e | Excess from 2013. . . . | 48,471 | | | |

Part XIVPrivate Operating Foundations (see instructions and Part VII-A, question 9)

1a

If the foundation has received a ruling or determination letter that it is a private operating foundation, and the ruling is effective for 2013, enter the date of the ruling.

b

Check box to indicate whether the organization is a private operating foundation described in section 4942(j)(3) or 4942(j)(5)

☐ 4942(j)(3) or ☐ 4942(j)(5)

| | | | | | | |
|----|--|----------|---------------|----------|----------|-----------|
| 2a | Enter the lesser of the adjusted net income from Part I or the minimum investment return from Part X for each year listed. | Tax year | Prior 3 years | | | (e) Total |
| | | (a) 2013 | (b) 2012 | (c) 2011 | (d) 2010 | |
| | | | | | | |
| b | 85% of line 2a | | | | | |
| c | Qualifying distributions from Part XII, line 4 for each year listed. | | | | | |
| d | Amounts included in line 2c not used directly for active conduct of exempt activities. | | | | | |
| e | Qualifying distributions made directly for active conduct of exempt activities. Subtract line 2d from line 2c. | | | | | |
| 3 | Complete 3a, b, or c for the alternative test relied upon | | | | | |
| a | "Assets" alternative test—enter | | | | | |
| | (1) Value of all assets | | | | | |
| | (2) Value of assets qualifying under section 4942(j)(3)(B)(i) | | | | | |
| b | "Endowment" alternative test— enter 2/3 of minimum investment return shown in Part X, line 6 for each year listed. | | | | | |
| c | "Support" alternative test—enter | | | | | |
| | (1) Total support other than gross investment income (interest, dividends, rents, payments on securities loans (section 512(a)(5)), or royalties). | | | | | |
| | (2) Support from general public and 5 or more exempt organizations as provided in section 4942(j)(3)(B)(iii). | | | | | |
| | (3) Largest amount of support from an exempt organization | | | | | |
| | (4) Gross investment income | | | | | |

Part XVSupplementary Information (Complete this part only if the organization had \$5,000 or more in assets at any time during the year—see instructions.)

1

Information Regarding Foundation Managers:

a

List any managers of the foundation who have contributed more than 2% of the total contributions received by the foundation before the close of any tax year (but only if they have contributed more than \$5,000) (See section 507(d)(2))

b

List any managers of the foundation who own 10% or more of the stock of a corporation (or an equally large portion of the ownership of a partnership or other entity) of which the foundation has a 10% or greater interest

2

Information Regarding Contribution, Grant, Gift, Loan, Scholarship, etc., Programs:

Check here ☒ if the foundation only makes contributions to preselected charitable organizations and does not accept unsolicited requests for funds. If the foundation makes gifts, grants, etc. (see instructions) to individuals or organizations under other conditions, complete items 2a, b, c, and d.

a

The name, address, and telephone number of the person to whom applications should be addressed

b

The form in which applications should be submitted and information and materials they should include

c

Any submission deadlines

d

Any restrictions or limitations on awards, such as by geographical areas, charitable fields, kinds of institutions, or other factors

Part XV

Supplementary Information (continued)

3 Grants and Contributions Paid During the Year or Approved for Future Payment


| Recipient | If recipient is an individual, show any relationship to any foundation manager or substantial contributor | Foundation status of recipient | Purpose of grant or contribution | Amount |
|---|---|--------------------------------|----------------------------------|---------|
| Name and address (home or business) | | | | |
| a Paid during the year See Additional Data Table | | | | |
| Total | | | 3a | 166,002 |
| b Approved for future payment | | | | |
| Total | | | 3b | |

Enter gross amounts unless otherwise indicated


Part XVI-B Relationship of Activities to the Accomplishment of Exempt Purposes

Form **990-PF** (2013)


Form 990PF Part XV Line 3 - Grants and Contributions Paid During the Year or Approved for Future Payment

| Recipient | If recipient is an individual, show any relationship to any foundation manager or substantial contributor | Foundation status of recipient | Purpose of grant or contribution | Amount |
|--|---|--------------------------------|----------------------------------|---------|
| Name and address (home or business) | | | | |
| a Paid during the year | | | | |
| ADVANCE AMERICA 101 W OHIO ST SUITE 600 INDIANAPOLIS,IN 46204 | NONE | 501(C)(3) | EDUCATION | 5,000 |
| AMBASSADORS FOR SPORTS PO BOX 72191 CLEVELAND,OH 44192 | NONE | 501(C)(3) | RELIGIOUS | 500 |
| ASSEMBLIES OF GOD 1445 N BOONVILLE AVE SPRINGFIELD,MO 65802 | NONE | 501(C)(3) | RELIGIOUS | 120 |
| ASSIST INTERNATIONAL PO BOX 66396 SCOTTS VALLEY,CA 95067 | NONE | 501(C)(3) | RELIGIOUS | 240 |
| ATHLETES IN ACTION PO BOX 628222 ORLANDO,FL 32862 | NONE | 501(C)(3) | RELIGIOUS | 240 |
| BAPTIST MID MISSIONS PO BOX 308011 CLEVELAND,OH 44130 | NONE | 501(C)(3) | RELIGIOUS | 240 |
| CAMPUS CRUSADE PO BOX 628222 ORLANDO,FL 32862 | NONE | 501(C)(3) | RELIGIOUS | 4,080 |
| CHAMPIONS FOR LIFE PO BOX 761101 DALLS,TX 75376 | NONE | 501(C)(3) | RELIGIOUS | 6,000 |
| CHRISTIAN AID MISSION 1201 5TH STREET EXT CHARLOTTESVILLE,VA 22902 | NONE | 501(C)(3) | RELIGIOUS | 2,500 |
| CRESENT PROJECT PO BOX 50986 INDIANAPOLIS,IN 46250 | NONE | 501(C)(3) | RELIGIOUS | 120 |
| EFCA REACHGLOBAL 901 EAST 78TH STREET MINNEAPOLIS,MN 55420 | NONE | 501(C)(3) | RELIGIOUS | 240 |
| ENGINEERING MINISTRIES INTERNATIONAL 130 EAST KIOWA ST SU 200 COLORADO SPRINGS,CO 80903 | NONE | 501(C)(3) | RELIGIOUS | 240 |
| ENGLISH LANGUAGE INSTITUTE 1629 BLUE SPRUCE DRIVE FORT COLLINS,CO 80524 | NONE | 501(C)(3) | RELIGIOUS | 240 |
| FIRST PRIORITY 224 NORTH PHILLIPS AVE SIOUX FALLS,SD 57104 | NONE | 501(C)(3) | RELIGIOUS | 240 |
| GRACE BIBLE CHURCH 560 E TRACY ROAD NEW WHITELAND,IN 46184 | NONE | 501(C)(3) | RELIGIOUS | 240 |
| Total  3a | | | | 166,002 |


Form 990PF Part XV Line 3 - Grants and Contributions Paid During the Year or Approved for Future Payment

| Recipient | If recipient is an individual, show any relationship to any foundation manager or substantial contributor | Foundation status of recipient | Purpose of grant or contribution | Amount |
|--|---|--------------------------------|----------------------------------|---------|
| Name and address (home or business) | | | | |
| a Paid during the year | | | | |
| HARRISON CENTER FOR 1505 NORTH DELAWARE ST INDIANAPOLIS,IN 46202 | NONE | 501(C)(3) | EDUCATION | 500 |
| HEARTLAND TRULY MOVING PICTURS 1043 VIRGINIA AVE INDIANAPOLIS,IN 46203 | NONE | 501(C)(3) | ARTS | 1,000 |
| HORIZON CHILDRENS HOME PO BOX 180 PENDLETON,IN 46064 | NONE | 501(C)(3) | RELIGIOUS | 240 |
| HORIZON INTERNATIONAL PO BOX 180 PENDELTON,IN 46064 | NONE | 501(C)(3) | RELIGIOUS | 480 |
| INDIANA SPORTS OUTREACH 6900 SOUTH GRAY ROAD INDIANAPOLIS,IN 46237 | NONE | 501(C)(3) | RELIGIOUS | 1,050 |
| INTEGRARE 20 RAYTON ROAD HANOVER,NH 03755 | NONE | 501(C)(3) | RELIGIOUS | 240 |
| INTERNATIONAL SPORTS MINI PO BOX 4168 WHEATON,IL 60189 | NONE | 501(C)(3) | RELIGIOUS | 360 |
| LEAD TO SERVE PO BOX 130998 CARLSBAD,CA 92013 | NONE | 501(C)(3) | RELIGIOUS | 16,000 |
| MISSION TO THE WORLD PO BOX 116284 ATLANTA,GA 30368 | NONE | 501(C)(3) | RELIGIOUS | 360 |
| NEMA PO BOX 10201 SAVANNAH,GA 31412 | NONE | 501(C)(3) | HEALTH | 240 |
| NEW SONG 4640 PROGRESS DRIVE COLUMBUS,IN 47201 | NONE | 501(C)(3) | RELIGIOUS | 12,000 |
| OLIVET NAZARENE UNIVERSITY 1 UNIVERSITY AVE BOURBONNAIS,IL 60914 | NONE | 501(C)(3) | RELIGIOUS | 100 |
| OM USA PO BOX 444 TYRONE,GA 30290 | NONE | 501(C)(3) | RELIGIOUS | 1,590 |
| OMS INTERNATIONAL PO BOX 444 TYRONE,GA 30290 | NONE | 501(C)(3) | RELIGIOUS | 240 |
| REACT SERVICES 12114 BOYDTON PLANK RD DINWIDDIE,VA 23841 | NONE | 501(C)(3) | RELIGIOUS | 720 |
| Total  3a | | | | 166,002 |

Form 990PF Part XV Line 3 - Grants and Contributions Paid During the Year or Approved for Future Payment

| Recipient | If recipient is an individual, show any relationship to any foundation manager or substantial contributor | Foundation status of recipient | Purpose of grant or contribution | Amount |
|--|---|--------------------------------|----------------------------------|---------|
| Name and address (home or business) | | | | |
| a Paid during the year | | | | |
| REFORMED UNIVERSITY MINISTRIES 1700 W BROWN RD STE 104 ATLANTA,GA 30368 | NONE | 501(C)(3) | RELIGIOUS | 160 |
| REMEDY FM 6429 OAKBROOK PKWY FORT WAYNE,IN 46825 | NONE | 501(C)(3) | RELIGIOUS | 50 |
| RILEY'S CHILDREN FOUNDATI 30 S MERIDIAN INDIANAPOLIS,IN 46204 | NONE | 501(C)(3) | HEALTH | 525 |
| RIO GRANDE BIBLE INST 4300 S US HWY 281 EDINBURG,TX 78539 | NONE | 501(C)(3) | RELIGIOUS | 240 |
| SECOND HELPINGS 1121 SOUTHEASTERN AVE INDIANAPOLIS,IN 46202 | NONE | 501(C)(3) | HEALTH | 1,200 |
| SEND INTERNATIONAL PO BOX 513 FARMINGTON,MI 48332 | NONE | 501(C)(3) | RELIGIOUS | 240 |
| SERV LIFE PO BOX 20596 INDIANAPOLIS,IN 46220 | NONE | 501(C)(3) | RELIGIOUS | 3,000 |
| SHEPHERD COMMUNITY CENTER 4107 E WASHINGTON ST INDIANAPOLIS,IN 46201 | NONE | 501(C)(3) | HEALTH | 3,000 |
| SLAVIC GOSPEL ASSOC 6151 COMMONWEALTH DR LOVES PARK,IL 61111 | NONE | 501(C)(3) | RELIGIOUS | 240 |
| SOUTH AMERICA MISSION 1021 MAXWELL MILL ROAD FORT MILL,SC 29708 | NONE | 501(C)(3) | RELIGIOUS | 240 |
| SPORTSQUEST MINISTRIES PO BOX 53433 INDIANAPOLIS,IN 46253 | NONE | 501(C)(3) | RELIGIOUS | 500 |
| TAYLOR UNIVERSITY 236 WEST READE AVE UPLAND,IN 46989 | NONE | 501(C)(3) | RELIGIOUS | 3,047 |
| TCM INTERNATIONAL PO BOX 24560 INDIANAPOLIS,IN 46224 | NONE | 501(C)(3) | RELIGIOUS | 500 |
| THE INTERNATIONAL FOUNDAT PO BOX 23813 WASHINGTON,DC 20026 | NONE | 501(C)(3) | RELIGIOUS | 240 |
| URBAN YOUTH MINISTRY 7915 S EMERSON AVE INDIANAPOLIS,IN 46237 | NONE | 501(C)(3) | RELIGIOUS | 480 |
| Total  3a | | | | 166,002 |

Form 990PF Part XV Line 3 - Grants and Contributions Paid During the Year or Approved for Future Payment

| Recipient | If recipient is an individual, show any relationship to any foundation manager or substantial contributor | Foundation status of recipient | Purpose of grant or contribution | Amount |
|--|---|--------------------------------|----------------------------------|---------|
| Name and address (home or business) | | | | |
| a <i>Paid during the year</i> | | | | |
| VIEWFINDER PROJECT 6900 SOUTH GRAY ROAD INDIANAPOLIS,IN 46237 | NONE | 501(C)(3) | EDUCATION | 200 |
| VINEYARD CHRISTIAN CHURCH EVANSTON 2495 HOWARD STREET EVANSTON,IL 60202 | NONE | 501(C)(3) | RELIGIOUS | 40,000 |
| WORLD SPORTS PO BOX 2607 BONITA SPRINGS,FL 34133 | NONE | 501(C)(3) | RELIGIOUS | 54,560 |
| WORLD WIDE WORD 24162 ROCHESTER LANE ALDIE,VA 20105 | NONE | 501(C)(3) | RELIGIOUS | 240 |
| YOUNG LIFE PO BOX 520 COLORADO SPRINGS,CO 80901 | NONE | 501(C)(3) | RELIGIOUS | 500 |
| YOUNGLIFERACEWAY REGION 1010 N CAPITOL AVE INDIANAPOLIS,IN 46204 | NONE | 501(C)(3) | RELIGIOUS | 1,000 |
| YOUTH FOR CHRIST PO BOX 68695 INDIANAPOLIS,IN 46268 | NONE | 501(C)(3) | RELIGIOUS | 240 |
| YOUTH FOR CHRIST USA PO BOX 4555 ENGLEWOOD,CO 80155 | NONE | 501(C)(3) | RELIGIOUS | 240 |
| Total  3a | | | | 166,002 |

TY 2013 Compensation Explanation

Name: WEJ FOUNDATION INC

EIN: 35-2123724

| Person Name | Explanation |
|-----------------|-------------|
| WESSLEY JACKSON | |
| KYLE JACKSON | |
| JACK CONNER | |

Note: To capture the full content of this document, please select landscape mode (11" x 8.5") when printing.

TY 2013 Gain/Loss from Sale of Other Assets Schedule

Name: WEJ FOUNDATION INC
EIN: 35-2123724

| Name | Date Acquired | How Acquired | Date Sold | Purchaser Name | Gross Sales Price | Basis | Basis Method | Sales Expenses | Total (net) | Accumulated Depreciation |
|--------------------------------------|---------------|--------------|-----------|----------------|-------------------|-------|--------------|----------------|-------------|--------------------------|
| 6 SH 3M COMPANY | 2012-05 | PURCHASE | 2013-09 | | 704 | 509 | | | 195 | |
| 100 SH ABBOTT LABORATORIES | 2012-05 | PURCHASE | 2013-09 | | 3,355 | 2,967 | | | 388 | |
| 100 SH ABBOTT LABORATORIES | 2012-05 | PURCHASE | 2013-09 | | 3,363 | 2,967 | | | 396 | |
| 1 SH ABBOTT LABORATORIES | 2012-08 | PURCHASE | 2013-09 | | 34 | 31 | | | 3 | |
| 0 55 SH ABBOTT LABORATORIES | 2012-08 | PURCHASE | 2013-09 | | 18 | 17 | | | 1 | |
| 132 SH ABBVIE INC COM USD0 01 | 2012-05 | PURCHASE | 2013-10 | | 6,376 | 4,306 | | | 2,070 | |
| 58 SH AFLAC INC | 2012-07 | PURCHASE | 2013-09 | | 3,518 | 2,428 | | | 1,090 | |
| 210 SH ANNALY CAPITAL MANAGEMENTINC | 2012-05 | PURCHASE | 2013-06 | | 2,712 | 3,525 | | | -813 | |
| 6 SH ANNALY CAPITAL MANAGEMENTINC CO | 2012-07 | PURCHASE | 2013-06 | | 77 | 103 | | | -26 | |
| 0 73 SH ANNALY CAPITAL MANAGEMENTINC | 2012-07 | PURCHASE | 2013-06 | | 9 | 13 | | | -4 | |
| 50 SH BAE SYSTEMS SPON ADR EAREP 4 O | 2012-07 | PURCHASE | 2013-10 | | 1,428 | 949 | | | 479 | |
| 86 SH BAE SYSTEMS SPON ADR EAREP 4 O | 2012-07 | PURCHASE | 2013-10 | | 2,469 | 1,632 | | | 837 | |
| 114 SH BAE SYSTEMS SPON ADR EAREP 4 | 2012-07 | PURCHASE | 2013-11 | | 3,247 | 2,163 | | | 1,084 | |
| 294 SH CISCO SYS INC | 2012-12 | PURCHASE | 2013-09 | | 7,146 | 5,799 | | | 1,347 | |
| 21 SH CLOROX CO DEL | 2012-07 | PURCHASE | 2013-10 | | 1,784 | 1,519 | | | 265 | |
| 16 SH COMPANIA CERVECERIAS UNIDASS A | 2013-09 | PURCHASE | 2013-10 | | 9 | | | | 9 | |
| 100 SH COMPANIA CERVECERIAS UNIDASSA | 2013-08 | PURCHASE | 2013-11 | | 2,456 | 2,646 | | | -190 | |
| 20 SH COMPANIA CERVECERIAS UNIDASSA | 2013-10 | PURCHASE | 2013-11 | | 491 | 558 | | | -67 | |
| 46 SH COMPASS DIVERSIFIED HLDGSSH BE | 2013-02 | PURCHASE | 2013-10 | | 850 | 730 | | | 120 | |
| 9 SH CVS CAREMARK CORP | 2012-05 | PURCHASE | 2013-09 | | 532 | 410 | | | 122 | |
| 49 SH EMERSON ELECTRIC CO | 2012-05 | PURCHASE | 2013-05 | | 2,758 | 2,319 | | | 439 | |
| 50 SH ENTERPRISE PRODUCTS PPTNSLP | 2012-05 | PURCHASE | 2013-05 | | 3,040 | 1,979 | | | 1,061 | |
| 153 SH FORD MTR CO DEL COM | 2013-08 | PURCHASE | 2013-09 | | 2,656 | 2,519 | | | 137 | |
| 147 SH FORD MTR CO DEL COM | 2013-08 | PURCHASE | 2013-11 | | 2,497 | 2,421 | | | 76 | |
| 134 SH GENERAL MILLS INC | 2012-04 | PURCHASE | 2013-10 | | 6,579 | 5,180 | | | 1,399 | |
| 122 SH HATTERAS FINL CORP COM | 2012-05 | PURCHASE | 2013-05 | | 3,279 | 3,525 | | | -246 | |
| 3 SH HATTERAS FINL CORP COM | 2012-07 | PURCHASE | 2013-05 | | 81 | 88 | | | -7 | |
| 0 74 SH HATTERAS FINL CORP COM | 2012-07 | PURCHASE | 2013-05 | | 20 | 22 | | | -2 | |
| 5 SH IMPERIAL TOBACCO GROUPSPON ADR | 2013-02 | PURCHASE | 2013-10 | | 359 | 363 | | | -4 | |
| 120 SH INTEL CORP | 2013-01 | PURCHASE | 2013-02 | | 2,545 | 2,545 | | | | |

| Name | Date Acquired | How Acquired | Date Sold | Purchaser Name | Gross Sales Price | Basis | Basis Method | Sales Expenses | Total (net) | Accumulated Depreciation |
|--|------------------|-----------------|--------------|-------------------|----------------------|--------|-----------------|-------------------|----------------|-----------------------------|
| 21 SH JOHNSON & JOHNSON | 2012-05 | PURCHASE | 2013-03 | | 1,657 | 1,368 | | | 289 | |
| 54 SH JOHNSON & JOHNSON | 2012-05 | PURCHASE | 2013-03 | | 4,260 | 3,499 | | | 761 | |
| 0 73 SH JOHNSON & JOHNSON | 2012-06 | PURCHASE | 2013-03 | | 58 | 46 | | | 12 | |
| 100 SH LINN ENERGY LLC UNIT REPSTGLT | 2013-02 | PURCHASE | 2013-07 | | 2,605 | 3,356 | | | -751 | |
| 27 SH MEDTRONIC INC | 2013-02 | PURCHASE | 2013-09 | | 1,453 | 1,271 | | | 182 | |
| 25 SH OCCIDENTAL PETROLEUM CORP | 2012-09 | PURCHASE | 2013-06 | | 2,230 | 2,175 | | | 55 | |
| 45 SH PEARSON SPONS ADR EACHREP 1 OR | 2012-04 | PURCHASE | 2013-10 | | 959 | 816 | | | 143 | |
| 173 SH PEPSICO INC | 2012-04 | PURCHASE | 2013-11 | | 14,914 | 11,430 | | | 3,484 | |
| 102 SH PIEDMONT NATURAL GAS CON C | 2012-05 | PURCHASE | 2013-10 | | 3,400 | 3,042 | | | 358 | |
| 210 SH SINCLAIR BROADCAST GROUPINC C | 2013-02 | PURCHASE | 2013-08 | | 5,032 | 3,080 | | | 1,952 | |
| 29 SH SINCLAIR BROADCAST GROUPINC CL | 2013-08 | PURCHASE | 2013-10 | | 996 | 725 | | | 271 | |
| 200 SH STATOIL ASA SPON ADR EACHREP | 2012-05 | PURCHASE | 2013-08 | | 4,271 | 5,300 | | | -1,029 | |
| 7 SH STATOIL ASA SPON ADR EACHREP 1 | 2012-06 | PURCHASE | 2013-08 | | 149 | 159 | | | -10 | |
| 0 96 SH STATOIL ASA SPON ADR EACHREP | 2012-06 | PURCHASE | 2013-08 | | 21 | 22 | | | -1 | |
| 30 SH SUNOCO LOGISTICS PARTNERSL P C | 2013-02 | PURCHASE | 2013-05 | | 1,804 | 1,840 | | | -36 | |
| 121 SH TEEKAY LNG PARTNERS LPPARTNER | 2012-05 | PURCHASE | 2013-10 | | 5,057 | 4,527 | | | 530 | |
| 75 SH TELEKOMUNIKASI INDONESIA (PERSE | 2012-06 | PURCHASE | 2013-05 | | 3,509 | 2,518 | | | 991 | |
| 107 SH THOMSON-REUTERS CORP COMNPV I | 2012-05 | PURCHASE | 2013-10 | | 3,732 | 3,269 | | | 463 | |
| 15 SH V F CORP | 2012-05 | PURCHASE | 2013-02 | | 2,336 | 2,161 | | | 175 | |
| 0 08 SH V F CORP | 2012-06 | PURCHASE | 2013-02 | | 12 | 11 | | | 1 | |
| 24 SH WALGREEN COMPANY | 2012-05 | PURCHASE | 2013-09 | | 1,238 | 747 | | | 491 | |
| 36 SH WALMART STORES INC | 2012-05 | PURCHASE | 2013-03 | | 2,607 | 2,375 | | | 232 | |
| 124 SH WASTE MANAGEMENT INC | 2012-04 | PURCHASE | 2013-10 | | 5,269 | 4,377 | | | 892 | |
| 139 SH WELLS FARGO & CO NEW | 2012-04 | PURCHASE | 2013-09 | | 5,899 | 4,596 | | | 1,303 | |
| 59 SH ABBOTT LABORATORIES | 2011-05 | PURCHASE | 2013-02 | | 2,060 | 1,508 | | | 552 | |
| 2 02 SH ABBOTT LABORATORIES | 2011-08 | PURCHASE | 2013-02 | | 71 | 46 | | | 25 | |
| 1 81 SH ABBOTT LABORATORIES | 2011-11 | PURCHASE | 2013-02 | | 63 | 46 | | | 17 | |
| 1 78 SH ABBOTT LABORATORIES | 2012-02 | PURCHASE | 2013-02 | | 62 | 47 | | | 15 | |
| 1 69 SH ABBOTT LABORATORIES | 2012-05 | PURCHASE | 2013-02 | | 59 | 50 | | | 9 | |
| 0 7 SH ABBOTT LABORATORIES | 2012-08 | PURCHASE | 2013-02 | | 24 | 22 | | | 2 | |

| Name | Date Acquired | How Acquired | Date Sold | Purchaser Name | Gross Sales Price | Basis | Basis Method | Sales Expenses | Total (net) | Accumulated Depreciation |
|--------------------------------------|---------------|--------------|-----------|----------------|-------------------|--------|--------------|----------------|-------------|--------------------------|
| 0 9 SH ABBOTT LABORATORIES | 2012-08 | PURCHASE | 2013-02 | | 32 | 28 | | | 4 | |
| CASH IN LIEU SH ABBVIE INC COM USD0 | 2013-01 | PURCHASE | 2013-01 | | 31 | | | | 31 | |
| 59 SH ABBVIE INC COM USD0 01 | 2011-05 | PURCHASE | 2013-02 | | 2,205 | 1,650 | | | 555 | |
| 2 SH ABBVIE INC COM USD0 01 | 2011-08 | PURCHASE | 2013-02 | | 75 | 50 | | | 25 | |
| 2 SH ABBVIE INC COM USD0 01 | 2011-11 | PURCHASE | 2013-02 | | 75 | 51 | | | 24 | |
| 2 SH ABBVIE INC COM USD0 01 | 2012-02 | PURCHASE | 2013-02 | | 75 | 51 | | | 24 | |
| 2 SH ABBVIE INC COM USD0 01 | 2012-08 | PURCHASE | 2013-02 | | 75 | 55 | | | 20 | |
| 910 SH ABERDEEN ASIA PACIFICINCOME F | 2011-02 | PURCHASE | 2013-05 | | 6,290 | 6,141 | | | 149 | |
| 4 441 SH ABERDEEN ASIA PACIFICINCOME | 2011-08 | PURCHASE | 2013-05 | | 31 | 32 | | | -1 | |
| 4 312 SH ABERDEEN ASIA PACIFICINCOME | 2011-09 | PURCHASE | 2013-05 | | 30 | 32 | | | -2 | |
| 4 721 SH ABERDEEN ASIA PACIFICINCOME | 2011-10 | PURCHASE | 2013-05 | | 33 | 32 | | | 1 | |
| 523 SH ABERDEEN ASIA PACIFICINCOME F | 2011-10 | PURCHASE | 2013-05 | | 3,615 | 3,774 | | | -159 | |
| 4 598 SH ABERDEEN ASIA PACIFICINCOME | 2011-11 | PURCHASE | 2013-05 | | 32 | 32 | | | | |
| 7 251 SH ABERDEEN ASIA PACIFICINCOME | 2011-12 | PURCHASE | 2013-05 | | 50 | 51 | | | -1 | |
| 6 886 SH ABERDEEN ASIA PACIFICINCOME | 2012-01 | PURCHASE | 2013-05 | | 48 | 51 | | | -3 | |
| 6 797 SH ABERDEEN ASIA PACIFICINCOME | 2012-02 | PURCHASE | 2013-05 | | 47 | 51 | | | -4 | |
| 6 783 SH ABERDEEN ASIA PACIFICINCOME | 2012-03 | PURCHASE | 2013-05 | | 47 | 52 | | | -5 | |
| 7 12 SH ABERDEEN ASIA PACIFICINCOME | 2012-04 | PURCHASE | 2013-05 | | 49 | 52 | | | -3 | |
| 6 984 SH ABERDEEN ASIA PACIFICINCOME | 2012-05 | PURCHASE | 2013-05 | | 48 | 52 | | | -4 | |
| 600 SH ABERDEEN ASIA PACIFICINCOME F | 2012-05 | PURCHASE | 2013-05 | | 4,147 | 4,453 | | | -306 | |
| 9249 SH ABERDEEN ASIA PACIFICINCOME | 2012-05 | PURCHASE | 2013-05 | | 63,927 | 68,604 | | | -4,677 | |
| 53 121 SH ABERDEEN ASIA PACIFICINCOM | 2012-06 | PURCHASE | 2013-05 | | 367 | 397 | | | -30 | |
| 50 986 SH ABERDEEN ASIA PACIFICINCOM | 2012-07 | PURCHASE | 2013-05 | | 352 | 395 | | | -43 | |
| 0 482 SH ABERDEEN ASIA PACIFICINCOME | 2012-07 | PURCHASE | 2013-06 | | 3 | 4 | | | -1 | |
| 74 SH ALLIANCEGRAIN TRADERSINC COM N | 2011-07 | PURCHASE | 2013-02 | | 948 | 1,983 | | | -1,035 | |
| 200 SH AMERICAN CAP AGY CORPCOM | 2010-03 | PURCHASE | 2013-05 | | 5,946 | 5,629 | | | 317 | |
| 300 SH AMERICAN CAP AGY CORPCOM | 2010-03 | PURCHASE | 2013-05 | | 8,931 | 8,443 | | | 488 | |
| 25 1 SH AMERICAN CAP AGY CORPCOM | 2010-10 | PURCHASE | 2013-05 | | 747 | 700 | | | 47 | |
| 25 76 SH AMERICAN CAP AGY CORPCOM | 2011-01 | PURCHASE | 2013-05 | | 767 | 735 | | | 32 | |
| 26 87 SH AMERICAN CAP AGY CORPCOM | 2011-04 | PURCHASE | 2013-05 | | 800 | 771 | | | 29 | |

| Name | Date Acquired | How Acquired | Date Sold | Purchaser Name | Gross Sales Price | Basis | Basis Method | Sales Expenses | Total (net) | Accumulated Depreciation |
|---|------------------|-----------------|--------------|-------------------|----------------------|--------|-----------------|-------------------|----------------|-----------------------------|
| 27 27 SH AMERICAN CAP AGY CORPCOM | 2011-07 | PURCHASE | 2013-05 | | 812 | 809 | | | 3 | |
| 30 1 SH AMERICAN CAP AGY CORPCOM | 2011-10 | PURCHASE | 2013-05 | | 896 | 847 | | | 49 | |
| 30 49 SH AMERICAN CAP AGY CORPCOM | 2012-01 | PURCHASE | 2013-05 | | 908 | 889 | | | 19 | |
| 27 03 SH AMERICAN CAP AGY CORPCOM | 2012-04 | PURCHASE | 2013-05 | | 805 | 832 | | | -27 | |
| 24 9 SH AMERICAN CAP AGY CORPCOM | 2012-07 | PURCHASE | 2013-05 | | 741 | 866 | | | -125 | |
| 539 49 SH AMERICAN CAP AGY CORPCOM | 2012-11 | PURCHASE | 2013-05 | | 16,060 | 16,592 | | | -532 | |
| 400 SH ANNALY CAPITAL MANAGEMENTINC | 2010-07 | PURCHASE | 2013-05 | | 6,042 | 7,073 | | | -1,031 | |
| 65 SH ANNALY CAPITAL MANAGEMENTINC C | 2011-01 | PURCHASE | 2013-05 | | 982 | 1,159 | | | -177 | |
| 17 52 SH ANNALY CAPITAL MANAGEMENTIN | 2011-10 | PURCHASE | 2013-05 | | 265 | 279 | | | -14 | |
| 16 61 SH ANNALY CAPITAL MANAGEMENTIN | 2012-01 | PURCHASE | 2013-05 | | 251 | 275 | | | -24 | |
| 17 13 SH ANNALY CAPITAL MANAGEMENTIN | 2012-04 | PURCHASE | 2013-05 | | 259 | 275 | | | -16 | |
| 327 SH ANNALY CAPITAL MANAGEMENTINC | 2012-05 | PURCHASE | 2013-05 | | 4,940 | 5,465 | | | -525 | |
| 27 02 SH ANNALY CAPITAL MANAGEMENTIN | 2012-07 | PURCHASE | 2013-05 | | 408 | 464 | | | -56 | |
| 1388 72 SH ANNALY CAPITAL MANAGEMENT | 2012-11 | PURCHASE | 2013-05 | | 20,978 | 20,989 | | | -11 | |
| 0 1 SH BANCO SANTANDER SA ADREACH 1 | 2013-02 | PURCHASE | 2013-08 | | 7 | 1 | | | 6 | |
| 125 SH BHP BILLITON LIMITED ADREACH | 2013-02 | PURCHASE | 2013-04 | | 8,377 | 9,971 | | | -1,594 | |
| 3 SH BP ORD | 2013-02 | PURCHASE | 2013-08 | | 23 | 21 | | | 2 | |
| 272 SH BRISTOL MYERS SQUIBB | 2013-02 | PURCHASE | 2013-04 | | 11,008 | 10,014 | | | 994 | |
| -3 SH CALL (AGNC) AMERICANCAP AGY JU | 2013-06 | PURCHASE | 2013-07 | | 247 | | | | 247 | |
| -14 SH CALL (DJX) DOWJONES INDL AVG | 2013-03 | PURCHASE | 2013-04 | | 311 | | | | 311 | |
| -14 SH CALL (DJX) DOWJONES INDL AVG | 2013-07 | PURCHASE | 2013-08 | | 325 | | | | 325 | |
| -13 SH CALL (DJX) DOWJONES INDL AVG | 2013-11 | PURCHASE | 2013-12 | | 381 | | | | 381 | |
| -14 SH CALL (DJX) DOWJONES INDL AVG | 2013-06 | PURCHASE | 2013-07 | | 969 | 3,178 | | | -2,209 | |
| -14 SH CALL (DJX) DOWJONES INDL AVG | 2013-05 | PURCHASE | 2013-06 | | 159 | | | | 159 | |
| -14 SH CALL (DJX) DOWJONES INDL AVG | 2013-04 | PURCHASE | 2013-05 | | 353 | 4,816 | | | -4,463 | |
| -16 SH CALL (DJX) DOWJONES INDL AVG | 2013-10 | PURCHASE | 2013-11 | | 419 | 1,264 | | | -845 | |
| -14 SH CALL (DJX) DOWJONES INDL AVG | 2013-09 | PURCHASE | 2013-10 | | 269 | | | | 269 | |
| -14 SH CALL (DJX) DOWJONES INDL AVG | 2013-08 | PURCHASE | 2013-09 | | 215 | 1,960 | | | -1,745 | |
| -6 SH CALL (NLY) ANNALYCAPITAL JUL20 | 2013-06 | PURCHASE | 2013-07 | | 97 | | | | 97 | |
| -28 SH CALL (PGH) PENGROWTHENERGY JA | 2012-07 | PURCHASE | 2013-01 | | 426 | | | | 426 | |

| Name | Date Acquired | How Acquired | Date Sold | Purchaser Name | Gross Sales Price | Basis | Basis Method | Sales Expenses | Total (net) | Accumulated Depreciation |
|--------------------------------------|---------------|--------------|-----------|----------------|-------------------|--------|--------------|----------------|-------------|--------------------------|
| CASH (AUD) | 2013-02 | PURCHASE | 2013-02 | | 9,437 | 9,520 | | | -83 | |
| CASH (AUD) | 2013-12 | PURCHASE | 2013-12 | | | | | | | |
| CASH (CHF) | 2013-12 | PURCHASE | 2013-12 | | | | | | | |
| CASH (EUR) | 2013-02 | PURCHASE | 2013-02 | | 10,047 | 10,087 | | | -40 | |
| CASH (EUR) | 2013-02 | PURCHASE | 2013-02 | | 9,952 | 9,991 | | | -39 | |
| CASH (EUR) | 2013-02 | PURCHASE | 2013-02 | | 10,021 | 10,061 | | | -40 | |
| CASH (EUR) | 2013-02 | PURCHASE | 2013-02 | | 9,966 | 10,006 | | | -40 | |
| CASH (EUR) | 2013-02 | PURCHASE | 2013-02 | | 490 | 492 | | | -2 | |
| CASH (EUR) | 2013-12 | PURCHASE | 2013-12 | | 1 | 1 | | | | |
| CASH (GBP) | 2013-02 | PURCHASE | 2013-02 | | 9,994 | 10,221 | | | -227 | |
| CASH (GBP) | 2013-02 | PURCHASE | 2013-02 | | 9,985 | 10,013 | | | -28 | |
| CASH (GBP) | 2013-02 | PURCHASE | 2013-02 | | 158 | 158 | | | | |
| CASH (GBP) | 2013-03 | PURCHASE | 2013-03 | | 1,472 | 1,485 | | | -13 | |
| CASH (GBP) | 2013-06 | PURCHASE | 2013-06 | | 2 | 2 | | | | |
| CASH (SGD) | 2013-12 | PURCHASE | 2013-12 | | | | | | | |
| 313 SH DORCHESTER MINERALS LPCOM UNI | 2012-05 | PURCHASE | 2013-02 | | 7,389 | 6,371 | | | 1,018 | |
| 300 SH DORCHESTER MINERALS LPCOM UNI | 2012-06 | PURCHASE | 2013-02 | | 7,082 | 6,076 | | | 1,006 | |
| 1 SH ENI EUR1 | 2013-02 | PURCHASE | 2013-08 | | 21 | 24 | | | -3 | |
| 36 SH ENTERPRISE PRODUCTS PPTNSLP | 2011-03 | PURCHASE | 2013-02 | | 2,056 | 1,160 | | | 896 | |
| 2 SH ENTERPRISE PRODUCTS PPTNSLP | 2011-08 | PURCHASE | 2013-02 | | 91 | 47 | | | 44 | |
| 1 SH ENTERPRISE PRODUCTS PPTNSLP | 2011-11 | PURCHASE | 2013-02 | | 84 | 51 | | | 33 | |
| 1 SH ENTERPRISE PRODUCTS PPTNSLP | 2012-02 | PURCHASE | 2013-02 | | 77 | 62 | | | 15 | |
| 1 SH ENTERPRISE PRODUCTS PPTNSLP | 2012-05 | PURCHASE | 2013-02 | | 34 | 29 | | | 5 | |
| 1 SH ENTERPRISE PRODUCTS PPTNSLP | 2012-05 | PURCHASE | 2013-02 | | 42 | 36 | | | 6 | |
| 572 SH GAZPROM NEFT LEVEL 1 ADREPR | 2013-10 | PURCHASE | 2013-10 | | 13,144 | 12,706 | | | 438 | |
| 1125 SH GAZPROM O A O SPONSOREDADR I | 2013-02 | PURCHASE | 2013-07 | | 7,394 | 10,024 | | | -2,630 | |
| 1351 SH GAZPROM O A O SPONSOREDADR I | 2013-10 | PURCHASE | 2013-12 | | 11,560 | 13,153 | | | -1,593 | |
| 54 11 SH INTEL CORP | 2012-04 | PURCHASE | 2013-02 | | 1,151 | 1,477 | | | -326 | |
| 2 05 SH INTEL CORP | 2012-06 | PURCHASE | 2013-02 | | 44 | 53 | | | -9 | |
| 222 84 SH INTEL CORP | 2012-07 | PURCHASE | 2013-02 | | 4,740 | 5,741 | | | -1,001 | |

| Name | Date Acquired | How Acquired | Date Sold | Purchaser Name | Gross Sales Price | Basis | Basis Method | Sales Expenses | Total (net) | Accumulated Depreciation |
|--------------------------------------|---------------|--------------|-----------|----------------|-------------------|--------|--------------|----------------|-------------|--------------------------|
| 239 SH ISHARES 1-3 YEAR TREASURYBOND | 2009-12 | PURCHASE | 2013-01 | | 20,166 | 20,019 | | | 147 | |
| 0 172 SH ISHARES 1-3 YEAR TREASURYBO | 2011-08 | PURCHASE | 2013-01 | | 15 | 15 | | | | |
| 0 154 SH ISHARES 1-3 YEAR TREASURYBO | 2011-09 | PURCHASE | 2013-01 | | 13 | 13 | | | | |
| 0 138 SH ISHARES 1-3 YEAR TREASURYBO | 2011-10 | PURCHASE | 2013-01 | | 12 | 12 | | | | |
| 0 136 SH ISHARES 1-3 YEAR TREASURYBO | 2011-11 | PURCHASE | 2013-01 | | 11 | 12 | | | -1 | |
| 0 127 SH ISHARES 1-3 YEAR TREASURYBO | 2011-12 | PURCHASE | 2013-01 | | 11 | 11 | | | | |
| 0 11 SH ISHARES 1-3 YEAR TREASURYBON | 2012-01 | PURCHASE | 2013-01 | | 9 | 9 | | | | |
| 0 089 SH ISHARES 1-3 YEAR TREASURYBO | 2012-02 | PURCHASE | 2013-01 | | 8 | 8 | | | | |
| 0 074 SH ISHARES 1-3 YEAR TREASURYBO | 2012-03 | PURCHASE | 2013-01 | | 6 | 6 | | | | |
| 0 026 SH ISHARES 1-3 YEAR TREASURYBO | 2012-03 | PURCHASE | 2013-01 | | 2 | 2 | | | | |
| 0 086 SH ISHARES 1-3 YEAR TREASURYBO | 2012-04 | PURCHASE | 2013-01 | | 7 | 7 | | | | |
| 0 079 SH ISHARES 1-3 YEAR TREASURYBO | 2012-05 | PURCHASE | 2013-01 | | 7 | 7 | | | | |
| 0 079 SH ISHARES 1-3 YEAR TREASURYBO | 2012-06 | PURCHASE | 2013-01 | | 7 | 7 | | | | |
| 0 074 SH ISHARES 1-3 YEAR TREASURYBO | 2012-07 | PURCHASE | 2013-01 | | 6 | 6 | | | | |
| 183 SH ISHARES TIPS BOND ETF | 2009-12 | PURCHASE | 2013-01 | | 22,082 | 18,680 | | | 3,402 | |
| 0 933 SH ISHARES TIPS BOND ETF | 2011-08 | PURCHASE | 2013-01 | | 113 | 106 | | | 7 | |
| 0 016 SH ISHARES TIPS BOND ETF | 2011-09 | PURCHASE | 2013-01 | | 2 | 2 | | | | |
| 0 276 SH ISHARES TIPS BOND ETF | 2011-10 | PURCHASE | 2013-01 | | 33 | 32 | | | 1 | |
| 0 565 SH ISHARES TIPS BOND ETF | 2011-11 | PURCHASE | 2013-01 | | 68 | 66 | | | 2 | |
| 0 381 SH ISHARES TIPS BOND ETF | 2011-12 | PURCHASE | 2013-01 | | 46 | 44 | | | 2 | |
| 0 51 SH ISHARES TIPS BOND ETF | 2012-04 | PURCHASE | 2013-01 | | 62 | 60 | | | 2 | |
| 0 664 SH ISHARES TIPS BOND ETF | 2012-05 | PURCHASE | 2013-01 | | 80 | 79 | | | 1 | |
| 1 243 SH ISHARES TIPS BOND ETF | 2012-06 | PURCHASE | 2013-01 | | 150 | 150 | | | | |
| 0 412 SH ISHARES TIPS BOND ETF | 2012-07 | PURCHASE | 2013-01 | | 50 | 50 | | | | |
| 0 139 SH ISHARES TIPS BOND ETF | 2012-07 | PURCHASE | 2013-01 | | 17 | 17 | | | | |
| 25 SH JOHNSON & JOHNSON | 2010-12 | PURCHASE | 2013-02 | | 1,897 | 1,549 | | | 348 | |
| 1 09 SH JOHNSON & JOHNSON | 2011-09 | PURCHASE | 2013-02 | | 82 | 71 | | | 11 | |
| 1 12 SH JOHNSON & JOHNSON | 2011-12 | PURCHASE | 2013-02 | | 85 | 72 | | | 13 | |
| 1 12 SH JOHNSON & JOHNSON | 2012-03 | PURCHASE | 2013-02 | | 85 | 73 | | | 12 | |
| 400 SH JOHNSON & JOHNSON | 2012-04 | PURCHASE | 2013-02 | | 30,350 | 25,711 | | | 4,639 | |

| Name | Date Acquired | How Acquired | Date Sold | Purchaser Name | Gross Sales Price | Basis | Basis Method | Sales Expenses | Total (net) | Accumulated Depreciation |
|---------------------------------------|---------------|--------------|-----------|----------------|-------------------|--------|--------------|----------------|-------------|--------------------------|
| 3 67 SH JOHNSON & JOHNSON | 2012-06 | PURCHASE | 2013-02 | | 279 | 231 | | | 48 | |
| 0 49 SH JOHNSON & JOHNSON | 2012-06 | PURCHASE | 2013-02 | | 37 | 31 | | | 6 | |
| 0 4 SH KEPPEL CORP NPV | 2011-03 | PURCHASE | 2013-07 | | | 3 | | | -3 | |
| 90000 SH KOMMUNALBANKEN AS MTNREG S | 2012-04 | PURCHASE | 2013-03 | | 15,406 | 16,072 | | | -666 | |
| 107 SH MICROSOFT CORP | 2011-05 | PURCHASE | 2013-02 | | 3,002 | 2,592 | | | 410 | |
| 1 9 SH MICROSOFT CORP | 2011-09 | PURCHASE | 2013-02 | | 53 | 49 | | | 4 | |
| 2 4 SH MICROSOFT CORP | 2011-12 | PURCHASE | 2013-02 | | 67 | 62 | | | 5 | |
| 0 7 SH MICROSOFT CORP | 2012-03 | PURCHASE | 2013-02 | | 20 | 22 | | | -2 | |
| 0 76 SH MICROSOFT CORP | 2012-06 | PURCHASE | 2013-02 | | 21 | 22 | | | -1 | |
| 90000 SH MUNICIPALITY FINANCE PLCMTN | 2012-04 | PURCHASE | 2013-09 | | 15,261 | 16,099 | | | -838 | |
| 62 SH NATURAL RESOURCE PARTNERSLP | 2011-07 | PURCHASE | 2013-02 | | 1,401 | 2,109 | | | -708 | |
| 2 SH NATURAL RESOURCE PARTNERSLP | 2011-08 | PURCHASE | 2013-02 | | 52 | 56 | | | -4 | |
| 1 SH NATURAL RESOURCE PARTNERSLP | 2011-11 | PURCHASE | 2013-02 | | 27 | 33 | | | -6 | |
| 1 SH NATURAL RESOURCE PARTNERSLP | 2012-02 | PURCHASE | 2013-02 | | 31 | 33 | | | -2 | |
| 1 SH NATURAL RESOURCE PARTNERSLP | 2012-05 | PURCHASE | 2013-02 | | 26 | 26 | | | | |
| 0 SH NATURAL RESOURCE PARTNERSLP | 2012-05 | PURCHASE | 2013-02 | | 9 | 9 | | | | |
| 228 SH NATURAL RESOURCE PARTNERSLP | 2012-05 | PURCHASE | 2013-02 | | 5,182 | 5,163 | | | 19 | |
| 300 SH NATURAL RESOURCE PARTNERSLP | 2012-06 | PURCHASE | 2013-02 | | 6,809 | 6,583 | | | 226 | |
| 0 SH NATURAL RESOURCE PARTNERSLP | 2012-06 | PURCHASE | 2013-02 | | 9 | 9 | | | | |
| 40000 SH NEW ZEALAND BOND 6 50000%04 | 2012-01 | PURCHASE | 2013-04 | | 33,892 | 33,790 | | | 102 | |
| 100 SH PENGROWTH ENERGY CORPCOM NPV | 2012-05 | PURCHASE | 2013-02 | | 446 | 738 | | | -292 | |
| 1700 SH PENGROWTH ENERGY CORPCOM NPV | 2012-05 | PURCHASE | 2013-02 | | 7,577 | 12,551 | | | -4,974 | |
| 1043 SH PENGROWTH ENERGY CORPCOM NPV | 2012-05 | PURCHASE | 2013-02 | | 4,652 | 7,700 | | | -3,048 | |
| 28 SH PENGROWTH ENERGY CORPCOM NPV I | 2012-07 | PURCHASE | 2013-02 | | 125 | 173 | | | -48 | |
| 0 28 SH PENGROWTH ENERGY CORPCOM NPV | 2012-07 | PURCHASE | 2013-02 | | 1 | 2 | | | -1 | |
| 2054 654 SH PERMANENT PORTFOLIO | 2013-01 | PURCHASE | 2013-03 | | 100,000 | 94,288 | | | 5,712 | |
| 3963 SH PIMCO STRATEGIC INCOME FUND I | 2012-10 | PURCHASE | 2013-03 | | 46,626 | 44,204 | | | 2,422 | |
| -3 SH PUT (AGNC) AMERICANCAP AGY JUL | 2013-06 | PURCHASE | 2013-07 | | 163 | 163 | | | | |
| -6 SH PUT (NLY) ANNALYCAPITAL JUL20 | 2013-06 | PURCHASE | 2013-07 | | 97 | | | | 97 | |
| 350 SH QWEST CORP 7 375% 06/01/2051 | 2012-08 | PURCHASE | 2013-01 | | 9,526 | 9,616 | | | -90 | |

| Name | Date Acquired | How Acquired | Date Sold | Purchaser Name | Gross Sales Price | Basis | Basis Method | Sales Expenses | Total (net) | Accumulated Depreciation |
|--------------------------------------|---------------|--------------|-----------|----------------|-------------------|--------|--------------|----------------|-------------|--------------------------|
| 100 SH ROYAL DUTCH SHELL ADREA REP 2 | 2012-05 | PURCHASE | 2013-10 | | 6,835 | 6,485 | | | 350 | |
| 100 SH ROYAL DUTCH SHELL ADREA REP 2 | 2012-06 | PURCHASE | 2013-10 | | 6,835 | 7,007 | | | -172 | |
| 197 SH SANOFI SPONSORED ADR | 2013-04 | PURCHASE | 2013-07 | | 10,229 | 10,099 | | | 130 | |
| 100 SH SIEMENS AG ADR-EACH CNVINTO 1 | 2013-02 | PURCHASE | 2013-10 | | 12,304 | 10,244 | | | 2,060 | |
| 1545 SH SINGAPORE TELECOMMUNICATIONS | 2010-10 | PURCHASE | 2013-02 | | 4,330 | 3,670 | | | 660 | |
| 252 SH SINGAPORE TELECOMMUNICATIONS | 2011-03 | PURCHASE | 2013-02 | | 706 | 595 | | | 111 | |
| 100 SH WALGREEN COMPANY | 2012-06 | PURCHASE | 2013-02 | | 4,174 | 2,922 | | | 1,252 | |
| ROUNDING | 2013-12 | PURCHASE | 2013-12 | | | 11 | | | -11 | |

**TY 2013 Investments Corporate
Stock Schedule****Name:** WEJ FOUNDATION INC**EIN:** 35-2123724

| Name of Stock | End of Year Book Value | End of Year Fair Market Value |
|--------------------------------------|-----------------------------------|--|
| 11,275 SHRS CF INSURANCE HLDINGS LTD | 11,275 | |
| FIDELITY | 1,653,262 | |
| FIDELITY | 322,278 | |
| INV ALTERGRIS GLOBAL MACRO FUND | 100,000 | |
| ALTERGRIS MILLENNIUM FUND | 200,000 | |
| ALTERGIS QIM FUTURES | 49,993 | |
| WINTON EVOLUTION FUND | 50,533 | |

TY 2013 Legal Fees Schedule

Name: WEJ FOUNDATION INC

EIN: 35-2123724

| Category | Amount | Net Investment Income | Adjusted Net Income | Disbursements for Charitable Purposes |
|---------------------|--------|--------------------------|------------------------|---|
| INDIRECT LEGAL FEES | 10 | | | |

TY 2013 Other Assets Schedule

Name: WEJ FOUNDATION INC

EIN: 35-2123724

| Description | Beginning of Year - Book Value | End of Year - Book Value | End of Year - Fair Market Value |
|------------------------------|-----------------------------------|-----------------------------|------------------------------------|
| HOOSIER CHRISTIAN FOUNDATION | 30,883 | 30,883 | |
| ACCRUED INTEREST | 22 | | |

TY 2013 Other Expenses Schedule**Name:** WEJ FOUNDATION INC**EIN:** 35-2123724

| Description | Revenue and Expenses per Books | Net Investment Income | Adjusted Net Income | Disbursements for Charitable Purposes |
|----------------------------------|-----------------------------------|--------------------------|---------------------|--|
| EXPENSES | | | | |
| INVESTMENT EXPENSE | 39 | 39 | | |
| LOSS LINN ENERGY | 259 | 259 | | |
| LOSS KINDER MORGAN | 2,403 | 2,403 | | |
| LOSS ENTERPRISE PRODUCTS | 331 | 331 | | |
| LOSS ENBRIDGE ENERGY | 401 | 401 | | |
| LOSS DORCHESTER MINERALS | 13 | 13 | | |
| LOSS CHENIERE ENERGY | 57 | 57 | | |
| LOSS ALTERGRIS QIM FUNDS | 7 | 7 | | |
| LOSS VANGUARD NATURAL RESOURC | 86 | 86 | | |
| LOSS TEEKAY LNG | 150 | 150 | | |
| LOSS SUNOCO LOGISTICS | 60 | 60 | | |

TY 2013 Other Income Schedule**Name:** WEJ FOUNDATION INC**EIN:** 35-2123724

| Description | Revenue And Expenses Per Books | Net Investment Income | Adjusted Net Income |
|------------------------------|-----------------------------------|--------------------------|---------------------|
| UNCASHED CHECK | 360 | | |
| NATURAL RESOURCE PARTNERS | 146 | | |
| COMPASS DIVERSIFIED HOLDINGS | 13 | | |

TY 2013 Other Liabilities Schedule

Name: WEJ FOUNDATION INC

EIN: 35-2123724

| Description | Beginning of Year - Book Value | End of Year - Book Value |
|------------------------|--------------------------------|--------------------------|
| MANAGEMENT FEE PAYABLE | | |

TY 2013 Taxes Schedule**Name:** WEJ FOUNDATION INC**EIN:** 35-2123724

| Category | Amount | Net Investment Income | Adjusted Net Income | Disbursements for Charitable Purposes |
|-------------|--------|--------------------------|------------------------|---|
| TAX | 1,120 | 1,120 | | |
| FOREIGN TAX | 2,119 | 2,119 | | |