



See a Social Security Number? Say Something!  
Report Privacy Problems to <https://public.resource.org/privacy>  
Or call the IRS Identity Theft Hotline at 1-800-908-4490



**Return of Private Foundation**

**2013**

Department of the Treasury  
Internal Revenue Service

or Section 4947(a)(1) Trust Treated as Private Foundation  
Do not enter Social Security numbers on this form as it may be made public.

Information about Form 990-PF and its separate instructions is at [www.irs.gov/form990pf](http://www.irs.gov/form990pf)

Open to Public Inspection

For calendar year **2013** or tax year beginning , **2013**, and ending , **20**

Name of foundation  
**MARY SAGE UNITRUST R59881004**

Number and street (or P O box number if mail is not delivered to street address) Room/suite  
**10 S DEARBORN IL1-0117**

City or town, state or province, country, and ZIP or foreign postal code  
**CHICAGO, IL 60603**

**A Employer identification number**  
**34-6854362**

**B Telephone number (see instructions)**  
**866-888-5157**

**C** If exemption application is pending, check here

**D** 1 Foreign organizations, check here   
2 Foreign organizations meeting the 85% test, check here and attach computation

**E** If private foundation status was terminated under section 507(b)(1)(A), check here

**F** If the foundation is in a 60-month termination under section 507(b)(1)(B), check here

**G** Check all that apply:  
Initial return  Initial return of a former public charity   
Final return  Amended return   
Address change  Name change

**H** Check type of organization:  Section 501(c)(3) exempt private foundation  
 Section 4947(a)(1) nonexempt charitable trust  Other taxable private foundation

**I** Fair market value of all assets at end of year (from Part II, col. (c), line 16) ▶ \$ **939,729.**

**J** Accounting method:  Cash  Accrual  
 Other (specify) \_\_\_\_\_  
(Part I, column (d) must be on cash basis.)

<b>Part I Analysis of Revenue and Expenses</b> (The total of amounts in columns (b), (c), and (d) may not necessarily equal the amounts in column (a) (see instructions))		(a) Revenue and expenses per books	(b) Net investment income	(c) Adjusted net income	(d) Disbursements for charitable purposes (cash basis only)
<b>1</b>	Contributions, gifts, grants, etc., received (attach schedule)				
<b>2</b>	Check <input checked="" type="checkbox"/> if the foundation is not required to attach Sch B				
<b>3</b>	Interest on savings and temporary cash investments				
<b>4</b>	Dividends and interest from securities	18,337.	17,933.		
<b>5a</b>	Gross rents				
<b>b</b>	Net rental income or (loss)				
<b>6a</b>	Net gain or (loss) from sale of assets not on line 10	39,574.			
<b>b</b>	Gross sales price for all assets on line 6a	327,528.			
<b>7</b>	Capital gain net income (from Part IV, line 2)		39,574.		
<b>8</b>	Net short-term capital gain				
<b>9</b>	Income modifications				
<b>10a</b>	Gross sales less returns and allowances				
<b>b</b>	Less Cost of goods sold				
<b>c</b>	Gross profit or (loss) (attach schedule)				
<b>11</b>	Other income (attach schedule)				
<b>12</b>	<b>Total.</b> Add lines 1 through 11	58,391.	57,382.		
<b>13</b>	Compensation of officers, directors, trustees, etc.	9,807.	7,355.		2,452.
<b>14</b>	Other employee salaries and wages		NONE	NONE	
<b>15</b>	Pension plans, employee benefits		NONE	NONE	
<b>16a</b>	Legal fees (attach schedule)				
<b>b</b>	Accounting fees (attach schedule)				
<b>c</b>	Other professional fees (attach schedule)				
<b>17</b>	Interest				
<b>18</b>	Taxes (attach schedule) (see instructions) STMT 2	222.	222.		
<b>19</b>	Depreciation (attach schedule) and depletion				
<b>20</b>	Occupancy				
<b>21</b>	Travel, conferences, and meetings		NONE	NONE	
<b>22</b>	Printing and publications		NONE	NONE	
<b>23</b>	Other expenses (attach schedule) STMT 3	200.			200.
<b>24</b>	<b>Total operating and administrative expenses.</b> Add lines 13 through 23	10,229.	7,577.	NONE	2,652.
<b>25</b>	Contributions, gifts, grants paid	40,845.			40,845.
<b>26</b>	<b>Total expenses and disbursements</b> Add lines 24 and 25	51,074.	7,577.	NONE	43,497.
<b>27</b>	Subtract line 26 from line 12:				
<b>a</b>	Excess of revenue over expenses and disbursements	7,320.			
<b>b</b>	Net investment income (if negative, enter -0-)		47,805.		
<b>c</b>	Adjusted net income (if negative, enter -0-)				

RECEIVED  
NOV 04 2014  
E-110  
GARDEN-2125

ENVELOPE DATE OCT 30 2014

SCANNED NOV 06 2014

Operating and Administrative Expenses

Part II Balance Sheets		Attached schedules and amounts in the description column should be for end-of-year amounts only. (See instructions.)		
		Beginning of year	End of year	
		(a) Book Value	(b) Book Value	(c) Fair Market Value
Assets	1 Cash - non-interest-bearing . . . . .	228.	6,979.	6,979.
	2 Savings and temporary cash investments . . . . .	30,080.	61,851.	61,851.
	3 Accounts receivable ▶ Less: allowance for doubtful accounts ▶			
	4 Pledges receivable ▶ Less: allowance for doubtful accounts ▶			
	5 Grants receivable . . . . .			
	6 Receivables due from officers, directors, trustees, and other disqualified persons (attach schedule) (see instructions) . . . . .			
	7 Other notes and loans receivable (attach schedule) ▶ Less: allowance for doubtful accounts ▶	NONE		
	8 Inventories for sale or use . . . . .			
	9 Prepaid expenses and deferred charges . . . . .			
	10 a Investments - U.S. and state government obligations (attach schedule) . . . . .			
	b Investments - corporate stock (attach schedule) . . . . .	418,945.	391,747.	496,279.
	c Investments - corporate bonds (attach schedule) . . . . .	255,505.	215,408.	217,406.
	11 Investments - land, buildings, and equipment basis Less: accumulated depreciation (attach schedule) ▶			
	12 Investments - mortgage loans . . . . .			
	13 Investments - other (attach schedule) . . . . .	124,345.	157,398.	157,214.
	14 Land, buildings, and equipment basis Less: accumulated depreciation (attach schedule) ▶			
15 Other assets (describe ▶ )				
16 <b>Total assets</b> (to be completed by all filers - see the instructions Also, see page 1, item I) . . . . .	829,103.	833,383.	939,729.	
Liabilities	17 Accounts payable and accrued expenses . . . . .			
	18 Grants payable . . . . .			
	19 Deferred revenue . . . . .			
	20 Loans from officers, directors, trustees, and other disqualified persons . . . . .			
	21 Mortgages and other notes payable (attach schedule) . . . . .			
	22 Other liabilities (describe ▶ )			
	23 <b>Total liabilities</b> (add lines 17 through 22) . . . . .			NONE
Net Assets or Fund Balances	<b>Foundations that follow SFAS 117, check here ▶</b> <input type="checkbox"/> <b>and complete lines 24 through 26 and lines 30 and 31.</b>			
	24 Unrestricted . . . . .			
	25 Temporarily restricted . . . . .			
	26 Permanently restricted . . . . .			
	<b>Foundations that do not follow SFAS 117, . . . ▶</b> <input checked="" type="checkbox"/> <b>check here and complete lines 27 through 31.</b>			
	27 Capital stock, trust principal, or current funds . . . . .	829,103.	833,383.	
	28 Paid-in or capital surplus, or land, bldg, and equipment fund . . . . .			
29 Retained earnings, accumulated income, endowment, or other funds . . . . .				
30 <b>Total net assets or fund balances</b> (see instructions) . . . . .	829,103.	833,383.		
31 <b>Total liabilities and net assets/fund balances</b> (see instructions) . . . . .	829,103.	833,383.		

**Part III Analysis of Changes in Net Assets or Fund Balances**

1 Total net assets or fund balances at beginning of year - Part II, column (a), line 30 (must agree with end-of-year figure reported on prior year's return) . . . . .	1	829,103.
2 Enter amount from Part I, line 27a . . . . .	2	7,320.
3 Other increases not included in line 2 (itemize) ▶	3	
4 Add lines 1, 2, and 3 . . . . .	4	836,423.
5 Decreases not included in line 2 (itemize) ▶ <b>PRIOR PERIOD ADJUSTMENT</b>	5	3,040.
6 Total net assets or fund balances at end of year (line 4 minus line 5) - Part II, column (b), line 30 . . . . .	6	833,383.

**Part IV Capital Gains and Losses for Tax on Investment Income**

(a) List and describe the kind(s) of property sold (e.g., real estate, 2-story brick warehouse; or common stock, 200 shs. MLC Co.)				(b) How acquired P - Purchase D - Donation	(c) Date acquired (mo., day, yr.)	(d) Date sold (mo., day, yr.)
<b>1a PUBLICLY TRADED SECURITIES</b>						
b						
c						
d						
e						
(e) Gross sales price	(f) Depreciation allowed (or allowable)	(g) Cost or other basis plus expense of sale	(h) Gain or (loss) (e) plus (f) minus (g)			
a 327,528.		287,954.	39,574.			
b						
c						
d						
e						
Complete only for assets showing gain in column (h) and owned by the foundation on 12/31/69						(i) Gains (Col (h) gain minus col (k), but not less than -0-) Losses (from col (h))
(i) FMV as of 12/31/69	(j) Adjusted basis as of 12/31/69	(k) Excess of col (i) over col (j), if any				
a			39,574.			
b						
c						
d						
e						
2 Capital gain net income or (net capital loss)		{ If gain, also enter in Part I, line 7 If (loss), enter -0- in Part I, line 7 }		2	39,574.	
3 Net short-term capital gain or (loss) as defined in sections 1222(5) and (6)		{ If gain, also enter in Part I, line 8, column (c) (see instructions). If (loss), enter -0- in Part I, line 8 }		3		

**Part V Qualification Under Section 4940(e) for Reduced Tax on Net Investment Income**

(For optional use by domestic private foundations subject to the section 4940(a) tax on net investment income.)

If section 4940(d)(2) applies, leave this part blank.

Was the foundation liable for the section 4942 tax on the distributable amount of any year in the base period?  Yes  No  
 If "Yes," the foundation does not qualify under section 4940(e). Do not complete this part.

1 Enter the appropriate amount in each column for each year; see the instructions before making any entries.

(a) Base period years Calendar year (or tax year beginning in)	(b) Adjusted qualifying distributions	(c) Net value of noncharitable-use assets	(d) Distribution ratio (col (b) divided by col (c))
2012	43,638.	876,641.	0.049779
2011	44,442.	909,492.	0.048865
2010	41,653.	897,119.	0.046430
2009	47,945.	834,230.	0.057472
2008	59,616.	987,249.	0.060386
2 Total of line 1, column (d)			2 0.262932
3 Average distribution ratio for the 5-year base period - divide the total on line 2 by 5, or by the number of years the foundation has been in existence if less than 5 years			3 0.052586
4 Enter the net value of noncharitable-use assets for 2013 from Part X, line 5			4 912,668.
5 Multiply line 4 by line 3			5 47,994.
6 Enter 1% of net investment income (1% of Part I, line 27b)			6 478.
7 Add lines 5 and 6			7 48,472.
8 Enter qualifying distributions from Part XII, line 4			8 43,497.

If line 8 is equal to or greater than line 7, check the box in Part VI, line 1b, and complete that part using a 1% tax rate. See the Part VI instructions.

Part VI Excise Tax Based on Investment Income (Section 4940(a), 4940(b), 4940(e), or 4948 - see instructions)

Table with 11 rows for excise tax calculations. Includes sub-tables for credits (6a-6d) and a final total row (11) showing 968 Refunded.

Part VII-A Statements Regarding Activities

Table with 10 rows for activity statements. Columns include question number, Yes, and No. Includes sub-rows for questions 1a-1c, 2, 3, 4a-4b, 5, 6, 7, 8a, 8b, 9, and 10.

Part VII-A Statements Regarding Activities (continued)

11 At any time during the year, did the foundation, directly or indirectly, own a controlled entity within the meaning of section 512(b)(13)? If "Yes," attach schedule (see instructions) . . . . . 11 X
12 Did the foundation make a distribution to a donor advised fund over which the foundation or a disqualified person had advisory privileges? If "Yes," attach statement (see instructions) . . . . . 12 X
13 Did the foundation comply with the public inspection requirements for its annual returns and exemption application? . . . . . 13 X
Website address N/A
14 The books are in care of JPMORGAN CHASE BANK, NA Telephone no. (866) 888-5157
Located at 10 S DEARBORN IL1-0117, CHICAGO, IL ZIP+4 60603
15 Section 4947(a)(1) nonexempt charitable trusts filing Form 990-PF in lieu of Form 1041 - Check here . . . . . 15
16 At any time during calendar year 2013, did the foundation have an interest in or a signature or other authority over a bank, securities, or other financial account in a foreign country? . . . . . 16 Yes No X
See the instructions for exceptions and filing requirements for Form TD F 90-22.1. If "Yes," enter the name of the foreign country

Part VII-B Statements Regarding Activities for Which Form 4720 May Be Required

File Form 4720 if any item is checked in the "Yes" column, unless an exception applies.

1a During the year did the foundation (either directly or indirectly):
(1) Engage in the sale or exchange, or leasing of property with a disqualified person? . . . . . Yes X No
(2) Borrow money from, lend money to, or otherwise extend credit to (or accept it from) a disqualified person? . . . . . Yes X No
(3) Furnish goods, services, or facilities to (or accept them from) a disqualified person? . . . . . Yes X No
(4) Pay compensation to, or pay or reimburse the expenses of, a disqualified person? . . . . . X Yes No
(5) Transfer any income or assets to a disqualified person (or make any of either available for the benefit or use of a disqualified person)? . . . . . Yes X No
(6) Agree to pay money or property to a government official? (Exception. Check "No" if the foundation agreed to make a grant to or to employ the official for a period after termination of government service, if terminating within 90 days) . . . . . Yes X No
b If any answer is "Yes" to 1a(1)-(6), did any of the acts fail to qualify under the exceptions described in Regulations section 53.4941(d)-3 or in a current notice regarding disaster assistance (see instructions)? . . . . . 1b X
Organizations relying on a current notice regarding disaster assistance check here
c Did the foundation engage in a prior year in any of the acts described in 1a, other than excepted acts, that were not corrected before the first day of the tax year beginning in 2013? . . . . . 1c X
2 Taxes on failure to distribute income (section 4942) (does not apply for years the foundation was a private operating foundation defined in section 4942(j)(3) or 4942(j)(5)):
a At the end of tax year 2013, did the foundation have any undistributed income (lines 6d and 6e, Part XIII) for tax year(s) beginning before 2013? . . . . . Yes X No
If "Yes," list the years
b Are there any years listed in 2a for which the foundation is not applying the provisions of section 4942(a)(2) (relating to incorrect valuation of assets) to the year's undistributed income? (If applying section 4942(a)(2) to all years listed, answer "No" and attach statement - see instructions) . . . . . 2b X
c If the provisions of section 4942(a)(2) are being applied to any of the years listed in 2a, list the years here
3a Did the foundation hold more than a 2% direct or indirect interest in any business enterprise at any time during the year? . . . . . Yes X No
b If "Yes," did it have excess business holdings in 2013 as a result of (1) any purchase by the foundation or disqualified persons after May 26, 1969; (2) the lapse of the 5-year period (or longer period approved by the Commissioner under section 4943(c)(7)) to dispose of holdings acquired by gift or bequest; or (3) the lapse of the 10-, 15-, or 20-year first phase holding period? (Use Schedule C, Form 4720, to determine if the foundation had excess business holdings in 2013) . . . . . 3b
4a Did the foundation invest during the year any amount in a manner that would jeopardize its charitable purposes? . . . . . 4a X
b Did the foundation make any investment in a prior year (but after December 31, 1969) that could jeopardize its charitable purpose that had not been removed from jeopardy before the first day of the tax year beginning in 2013? . . . . . 4b X

**Part VII-B Statements Regarding Activities for Which Form 4720 May Be Required (continued)**

5a During the year did the foundation pay or incur any amount to:

(1) Carry on propaganda, or otherwise attempt to influence legislation (section 4945(e))?  Yes  No

(2) Influence the outcome of any specific public election (see section 4955), or to carry on, directly or indirectly, any voter registration drive?  Yes  No

(3) Provide a grant to an individual for travel, study, or other similar purposes?  Yes  No

(4) Provide a grant to an organization other than a charitable, etc., organization described in section 509(a)(1), (2), or (3), or section 4940(d)(2)? (see instructions)  Yes  No

(5) Provide for any purpose other than religious, charitable, scientific, literary, or educational purposes, or for the prevention of cruelty to children or animals?  Yes  No

b If any answer is "Yes" to 5a(1)-(5), did any of the transactions fail to qualify under the exceptions described in Regulations section 53.4945 or in a current notice regarding disaster assistance (see instructions)?  Yes  No

Organizations relying on a current notice regarding disaster assistance check here

c If the answer is "Yes" to question 5a(4), does the foundation claim exemption from the tax because it maintained expenditure responsibility for the grant?  Yes  No

If "Yes," attach the statement required by Regulations section 53.4945-5(d)

6a Did the foundation, during the year, receive any funds, directly or indirectly, to pay premiums on a personal benefit contract?  Yes  No

b Did the foundation, during the year, pay premiums, directly or indirectly, on a personal benefit contract?  Yes  No

If "Yes" to 6b, file Form 8870

7a At any time during the tax year, was the foundation a party to a prohibited tax shelter transaction?  Yes  No

b If "Yes," did the foundation receive any proceeds or have any net income attributable to the transaction?  Yes  No

**Part VIII Information About Officers, Directors, Trustees, Foundation Managers, Highly Paid Employees, and Contractors**

**1 List all officers, directors, trustees, foundation managers and their compensation (see instructions).**

(a) Name and address	(b) Title, and average hours per week devoted to position	(c) Compensation (if not paid, enter -0-)	(d) Contributions to employee benefit plans and deferred compensation	(e) Expense account, other allowances
JPMORGAN CHASE BANK, NA 10 S DEARBORN IL1-0117, CHICAGO, IL 60603	TRUSTEE 2	9,807.	-0-	-0-
-----				
-----				
-----				

**2 Compensation of five highest-paid employees (other than those included on line 1 - see instructions). If none, enter "NONE."**

(a) Name and address of each employee paid more than \$50,000	(b) Title, and average hours per week devoted to position	(c) Compensation	(d) Contributions to employee benefit plans and deferred compensation	(e) Expense account, other allowances
NONE		NONE	NONE	NONE
-----				
-----				
-----				

Total number of other employees paid over \$50,000  **NONE**

**Part VIII Information About Officers, Directors, Trustees, Foundation Managers, Highly Paid Employees, and Contractors (continued)**

**3 Five highest-paid independent contractors for professional services (see instructions). If none, enter "NONE."**

(a) Name and address of each person paid more than \$50,000	(b) Type of service	(c) Compensation
NONE		NONE
-----		
-----		
-----		
-----		
-----		
-----		
<b>Total number of others receiving over \$50,000 for professional services . . . . .</b>		NONE

**Part IX-A Summary of Direct Charitable Activities**

List the foundation's four largest direct charitable activities during the tax year. Include relevant statistical information such as the number of organizations and other beneficiaries served, conferences convened, research papers produced, etc.	Expenses
1 NONE	
2	
3	
4	

**Part IX-B Summary of Program-Related Investments (see instructions)**

Describe the two largest program-related investments made by the foundation during the tax year on lines 1 and 2	Amount	
1 NONE		
2		
All other program-related investments. See instructions		
3 NONE		
<b>Total. Add lines 1 through 3 . . . . .</b>		

**Part X Minimum Investment Return** (All domestic foundations must complete this part. Foreign foundations, see instructions.)

1	Fair market value of assets not used (or held for use) directly in carrying out charitable, etc., purposes.		
a	Average monthly fair market value of securities	1a	876,287.
b	Average of monthly cash balances	1b	50,279.
c	Fair market value of all other assets (see instructions)	1c	NONE
d	<b>Total</b> (add lines 1a, b, and c)	1d	926,566.
e	Reduction claimed for blockage or other factors reported on lines 1a and 1c (attach detailed explanation)	1e	
2	Acquisition indebtedness applicable to line 1 assets	2	NONE
3	Subtract line 2 from line 1d	3	926,566.
4	Cash deemed held for charitable activities. Enter 1 1/2% of line 3 (for greater amount, see instructions)	4	13,898.
5	<b>Net value of noncharitable-use assets.</b> Subtract line 4 from line 3. Enter here and on Part V, line 4	5	912,668.
6	<b>Minimum investment return.</b> Enter 5% of line 5	6	45,633.

**Part XI Distributable Amount** (see instructions) (Section 4942(j)(3) and (j)(5) private operating foundations and certain foreign organizations check here  and do not complete this part.)

1	Minimum investment return from Part X, line 6	1	45,633.
2a	Tax on investment income for 2013 from Part VI, line 5	2a	956.
b	Income tax for 2013. (This does not include the tax from Part VI.)	2b	
c	Add lines 2a and 2b	2c	956.
3	Distributable amount before adjustments Subtract line 2c from line 1	3	44,677.
4	Recoveries of amounts treated as qualifying distributions	4	NONE
5	Add lines 3 and 4	5	44,677.
6	Deduction from distributable amount (see instructions)	6	NONE
7	<b>Distributable amount</b> as adjusted Subtract line 6 from line 5. Enter here and on Part XIII, line 1.	7	44,677.

**Part XII Qualifying Distributions** (see instructions)

1	Amounts paid (including administrative expenses) to accomplish charitable, etc., purposes.		
a	Expenses, contributions, gifts, etc - total from Part I, column (d), line 26	1a	43,497.
b	Program-related investments - total from Part IX-B	1b	
2	Amounts paid to acquire assets used (or held for use) directly in carrying out charitable, etc., purposes	2	NONE
3	Amounts set aside for specific charitable projects that satisfy the:		
a	Suitability test (prior IRS approval required)	3a	NONE
b	Cash distribution test (attach the required schedule)	3b	NONE
4	<b>Qualifying distributions.</b> Add lines 1a through 3b Enter here and on Part V, line 8, and Part XIII, line 4	4	43,497.
5	Foundations that qualify under section 4940(e) for the reduced rate of tax on net investment income. Enter 1% of Part I, line 27b (see instructions)	5	N/A
6	<b>Adjusted qualifying distributions.</b> Subtract line 5 from line 4	6	43,497.

**Note.** The amount on line 6 will be used in Part V, column (b), in subsequent years when calculating whether the foundation qualifies for the section 4940(e) reduction of tax in those years.

**Part XIII Undistributed Income** (see instructions)

	(a) Corpus	(b) Years prior to 2012	(c) 2012	(d) 2013
1 Distributable amount for 2013 from Part XI, line 7 . . . . .				44,677.
2 Undistributed income, if any, as of the end of 2013:				
a Enter amount for 2012 only . . . . .			40,844.	
b Total for prior years 20 <u>11</u> , 20 <u>  </u> , 20 <u>  </u>		NONE		
3 Excess distributions carryover, if any, to 2013:				
a From 2008 . . . . .		NONE		
b From 2009 . . . . .		NONE		
c From 2010 . . . . .		NONE		
d From 2011 . . . . .		NONE		
e From 2012 . . . . .		NONE		
f Total of lines 3a through e . . . . .	NONE			
4 Qualifying distributions for 2013 from Part XII, line 4 ▶ \$ <u>43,497.</u>				
a Applied to 2012, but not more than line 2a . . . . .			40,844.	
b Applied to undistributed income of prior years (Election required - see instructions) . . . . .		NONE		
c Treated as distributions out of corpus (Election required - see instructions) . . . . .	NONE			
d Applied to 2013 distributable amount . . . . .				2,653.
e Remaining amount distributed out of corpus . . . . .	NONE			
5 Excess distributions carryover applied to 2013 (If an amount appears in column (d), the same amount must be shown in column (a))	NONE			NONE
6 Enter the net total of each column as indicated below:				
a Corpus Add lines 3f, 4c, and 4e Subtract line 5	NONE			
b Prior years' undistributed income Subtract line 4b from line 2b . . . . .		NONE		
c Enter the amount of prior years' undistributed income for which a notice of deficiency has been issued, or on which the section 4942(a) tax has been previously assessed . . . . .		NONE		
d Subtract line 6c from line 6b. Taxable amount - see instructions . . . . .		NONE		
e Undistributed income for 2012. Subtract line 4a from line 2a Taxable amount - see instructions . . . . .				
f Undistributed income for 2013 Subtract lines 4d and 5 from line 1 This amount must be distributed in 2014 . . . . .				42,024.
7 Amounts treated as distributions out of corpus to satisfy requirements imposed by section 170(b)(1)(F) or 4942(g)(3) (see instructions) . . . . .	NONE			
8 Excess distributions carryover from 2008 not applied on line 5 or line 7 (see instructions) . . . . .	NONE			
9 Excess distributions carryover to 2014. Subtract lines 7 and 8 from line 6a . . . . .	NONE			
10 Analysis of line 9:				
a Excess from 2009 . . . . .	NONE			
b Excess from 2010 . . . . .	NONE			
c Excess from 2011 . . . . .	NONE			
d Excess from 2012 . . . . .	NONE			
e Excess from 2013 . . . . .	NONE			

Part XIV Private Operating Foundations (see instructions and Part VII-A, question 9)

NOT APPLICABLE

1a If the foundation has received a ruling or determination letter that it is a private operating foundation, and the ruling is effective for 2013, enter the date of the ruling

b Check box to indicate whether the foundation is a private operating foundation described in section 4942(j)(3) or 4942(j)(5)

Table with 5 columns: (a) 2013, (b) 2012, (c) 2011, (d) 2010, (e) Total. Rows include 2a (Adjusted net income), 2b (85% of line 2a), 2c (Qualifying distributions from Part XII), 2d (Amounts included in line 2c), 2e (Qualifying distributions made directly), 3 (Alternative tests: Assets, Endowment, Support).

Part XV Supplementary Information (Complete this part only if the foundation had \$5,000 or more in assets at any time during the year - see instructions.)

1 Information Regarding Foundation Managers:

a List any managers of the foundation who have contributed more than 2% of the total contributions received by the foundation before the close of any tax year (but only if they have contributed more than \$5,000). (See section 507(d)(2).)

N/A

b List any managers of the foundation who own 10% or more of the stock of a corporation (or an equally large portion of the ownership of a partnership or other entity) of which the foundation has a 10% or greater interest.

N/A

2 Information Regarding Contribution, Grant, Gift, Loan, Scholarship, etc., Programs:

Check here [X] if the foundation only makes contributions to preselected charitable organizations and does not accept unsolicited requests for funds. If the foundation makes gifts, grants, etc. (see instructions) to individuals or organizations under other conditions, complete items 2a, b, c, and d.

a The name, address, and telephone number or e-mail address of the person to whom applications should be addressed:

b The form in which applications should be submitted and information and materials they should include:

c Any submission deadlines:

d Any restrictions or limitations on awards, such as by geographical areas, charitable fields, kinds of institutions, or other factors

**Part XV Supplementary Information (continued)**

**3 Grants and Contributions Paid During the Year or Approved for Future Payment**

Recipient Name and address (home or business)	If recipient is an individual, show any relationship to any foundation manager or substantial contributor	Foundation status of recipient	Purpose of grant or contribution	Amount
<i>a Paid during the year</i>				
SEE STATEMENT 9				40,845.
<b>Total</b> .....				<b>▶ 3a</b> 40,845.
<i>b Approved for future payment</i>				
<b>Total</b> .....				<b>▶ 3b</b>





**SCHEDULE D  
(Form 1041)**

Department of the Treasury  
Internal Revenue Service

**Capital Gains and Losses**

▶ Attach to Form 1041, Form 5227, or Form 990-T.  
▶ Use Form 8949 to list your transactions for lines 1b, 2, 3, 8b, 9 and 10.  
▶ Information about Schedule D and its separate instructions is at [www.irs.gov/form1041](http://www.irs.gov/form1041)

OMB No 1545-0092

**2013**

Name of estate or trust

MARY SAGE UNITRUST R59881004

Employer identification number

34-6854362

Note: Form 5227 filers need to complete **only** Parts I and II.

**Part I Short-Term Capital Gains and Losses - Assets Held One Year or Less**

See instructions for how to figure the amounts to enter on the lines below.

This form may be easier to complete if you round off cents to whole dollars.

	(d) Proceeds (sales price)	(e) Cost (or other basis)	(g) Adjustments to gain or loss from Form(s) 8949, Part I, line 2, column (g)	(h) Gain or (loss) Subtract column (e) from column (d) and combine the result with column (g)
<b>1a</b> Totals for all short-term transactions reported on Form 1099-B for which basis was reported to the IRS and for which you have no adjustments (see instructions). However, if you choose to report all these transactions on Form 8949, leave this line blank and go to line 1b				
<b>1b</b> Totals for all transactions reported on Form(s) 8949 with <b>Box A</b> checked . . . . .				
<b>2</b> Totals for all transactions reported on Form(s) 8949 with <b>Box B</b> checked . . . . .				
<b>3</b> Totals for all transactions reported on Form(s) 8949 with <b>Box C</b> checked . . . . .	38,239.	38,358.		-119.
<b>4</b> Short-term capital gain or (loss) from Forms 4684, 6252, 6781, and 8824 . . . . .				<b>4</b>
<b>5</b> Net short-term gain or (loss) from partnerships, S corporations, and other estates or trusts . . . . .				<b>5</b>
<b>6</b> Short-term capital loss carryover. Enter the amount, if any, from line 9 of the 2012 Capital Loss Carryover Worksheet . . . . .				<b>6</b> ( )
<b>7</b> Net short-term capital gain or (loss). Combine lines 1a through 6 in column (h). Enter here and on line 17, column (3) on the back . . . . . ▶				<b>7</b> -119.

**Part II Long-Term Capital Gains and Losses - Assets Held More Than One Year**

See instructions for how to figure the amounts to enter on the lines below.

This form may be easier to complete if you round off cents to whole dollars.

	(d) Proceeds (sales price)	(e) Cost (or other basis)	(g) Adjustments to gain or loss from Form(s) 8949, Part II, line 2, column (g)	(h) Gain or (loss) Subtract column (e) from column (d) and combine the result with column (g)
<b>8a</b> Totals for all long-term transactions reported on Form 1099-B for which basis was reported to the IRS and for which you have no adjustments (see instructions). However, if you choose to report all these transactions on Form 8949, leave this line blank and go to line 8b				
<b>8b</b> Totals for all transactions reported on Form(s) 8949 with <b>Box D</b> checked . . . . .				
<b>9</b> Totals for all transactions reported on Form(s) 8949 with <b>Box E</b> checked . . . . .				
<b>10</b> Totals for all transactions reported on Form(s) 8949 with <b>Box F</b> checked . . . . .	274,743.	249,596.		25,147.
<b>11</b> Long-term capital gain or (loss) from Forms 2439, 4684, 6252, 6781, and 8824 . . . . .				<b>11</b>
<b>12</b> Net long-term gain or (loss) from partnerships, S corporations, and other estates or trusts. . . . .				<b>12</b>
<b>13</b> Capital gain distributions. . . . .				<b>13</b> 14,546.
<b>14</b> Gain from Form 4797, Part I. . . . .				<b>14</b>
<b>15</b> Long-term capital loss carryover. Enter the amount, if any, from line 14 of the 2012 Capital Loss Carryover Worksheet . . . . .				<b>15</b> ( )
<b>16</b> Net long-term capital gain or (loss). Combine lines 8a through 15 in column (h). Enter here and on line 18a, column (3) on the back . . . . . ▶				<b>16</b> 39,693.

For Paperwork Reduction Act Notice, see the Instructions for Form 1041.

Schedule D (Form 1041) 2013

JSA  
3F1210 1 000

<b>Part III Summary of Parts I and II</b>		(1) Beneficiaries' (see instr.)	(2) Estate's or trust's	(3) Total
<b>Caution: Read the instructions before completing this part.</b>				
<b>17</b>	<b>Net short-term gain or (loss)</b> . . . . .	<b>17</b>		-119.
<b>18</b>	<b>Net long-term gain or (loss):</b>			
a	Total for year . . . . .	<b>18a</b>		39,693.
b	Unrecaptured section 1250 gain (see line 18 of the wrksh.) . . . . .	<b>18b</b>		
c	28% rate gain . . . . .	<b>18c</b>		3,224.
<b>19</b>	<b>Total net gain or (loss).</b> Combine lines 17 and 18a. . . . . ▶	<b>19</b>		39,574.

**Note:** If line 19, column (3), is a net gain, enter the gain on Form 1041, line 4 (or Form 990-T, Part I, line 4a) If lines 18a and 19, column (2), are net gains, go to Part V, and do not complete Part IV. If line 19, column (3), is a net loss, complete Part IV and the **Capital Loss Carryover Worksheet**, as necessary

**Part IV Capital Loss Limitation**

<b>20</b>	Enter here and enter as a (loss) on Form 1041, line 4 (or Form 990-T, Part I, line 4c, if a trust), the smaller of: a The loss on line 19, column (3) or b \$3,000 . . . . .	<b>20</b>	( )
-----------	---	-----------	-----

**Note:** If the loss on line 19, column (3), is more than \$3,000, or if Form 1041, page 1, line 22 (or Form 990-T, line 34), is a loss, complete the **Capital Loss Carryover Worksheet** in the instructions to figure your capital loss carryover.

**Part V Tax Computation Using Maximum Capital Gains Rates**

**Form 1041 filers.** Complete this part only if both lines 18a and 19 in column (2) are gains, or an amount is entered in Part I or Part II and there is an entry on Form 1041, line 2b(2), and Form 1041, line 22, is more than zero.

**Caution:** Skip this part and complete the **Schedule D Tax Worksheet** in the instructions if:

- Either line 18b, col (2) or line 18c, col (2) is more than zero, or
- Both Form 1041, line 2b(1), and Form 4952, line 4g are more than zero.

**Form 990-T trusts.** Complete this part only if both lines 18a and 19 are gains, or qualified dividends are included in income in Part I of Form 990-T, and Form 990-T, line 34, is more than zero. Skip this part and complete the **Schedule D Tax Worksheet** in the instructions if either line 18b, col. (2) or line 18c, col. (2) is more than zero.

<b>21</b>	Enter taxable income from Form 1041, line 22 (or Form 990-T, line 34). . . . .	<b>21</b>		
<b>22</b>	Enter the smaller of line 18a or 19 in column (2) but not less than zero . . . . .	<b>22</b>		
<b>23</b>	Enter the estate's or trust's qualified dividends from Form 1041, line 2b(2) (or enter the qualified dividends included in income in Part I of Form 990-T) . . . . .	<b>23</b>		
<b>24</b>	Add lines 22 and 23 . . . . .	<b>24</b>		
<b>25</b>	If the estate or trust is filing Form 4952, enter the amount from line 4g; otherwise, enter -0- . . . ▶	<b>25</b>		
<b>26</b>	Subtract line 25 from line 24. If zero or less, enter -0- . . . . .	<b>26</b>		
<b>27</b>	Subtract line 26 from line 21. If zero or less, enter -0- . . . . .	<b>27</b>		
<b>28</b>	Enter the smaller of the amount on line 21 or \$2,450 . . . . .	<b>28</b>		
<b>29</b>	Enter the smaller of the amount on line 27 or line 28 . . . . .	<b>29</b>		
<b>30</b>	Subtract line 29 from line 28. If zero or less, enter -0-. This amount is taxed at 0% . . . . . ▶	<b>30</b>		
<b>31</b>	Enter the smaller of line 21 or line 26 . . . . .	<b>31</b>		
<b>32</b>	Subtract line 30 from line 26 . . . . .	<b>32</b>		
<b>33</b>	Enter the smaller of line 21 or \$11,950 . . . . .	<b>33</b>		
<b>34</b>	Add lines 27 and 30 . . . . .	<b>34</b>		
<b>35</b>	Subtract line 34 from line 33. If zero or less, enter -0- . . . . .	<b>35</b>		
<b>36</b>	Enter the smaller of line 32 or line 35 . . . . .	<b>36</b>		
<b>37</b>	Multiply line 36 by 15%. . . . . ▶	<b>37</b>		
<b>38</b>	Enter the amount from line 31 . . . . .	<b>38</b>		
<b>39</b>	Add lines 30 and 36 . . . . .	<b>39</b>		
<b>40</b>	Subtract line 39 from line 38. If zero or less, enter -0- . . . . .	<b>40</b>		
<b>41</b>	Multiply line 40 by 20% . . . . . ▶	<b>41</b>		
<b>42</b>	Figure the tax on the amount on line 27. Use the 2013 Tax Rate Schedule for Estates and Trusts (see the Schedule G instructions in the instructions for Form 1041) . . . . .	<b>42</b>		
<b>43</b>	Add lines 37, 41, and 42 . . . . .	<b>43</b>		
<b>44</b>	Figure the tax on the amount on line 21. Use the 2013 Tax Rate Schedule for Estates and Trusts (see the Schedule G instructions in the instructions for Form 1041) . . . . .	<b>44</b>		
<b>45</b>	<b>Tax on all taxable income.</b> Enter the smaller of line 43 or line 44 here and on Form 1041, Schedule G, line 1a (or Form 990-T, line 36) . . . . . ▶	<b>45</b>		

FORM 990PF, PART I - OTHER INCOME  
=====

DESCRIPTION	REVENUE AND EXPENSES PER BOOKS	NET INVESTMENT INCOME
FEDERAL TAX REFUND	452.	
POWERSHARES DB COMMODITY INDEX		-2,125.
DEFERRED INCOME	31.	
TOTALS	483.	-2,125.

FORM 990PF, PART I - TAXES  
=====

DESCRIPTION -----	REVENUE AND EXPENSES PER BOOKS -----	NET INVESTMENT INCOME -----
FOREIGN TAXES ON QUALIFIED FOR	187.	187.
FOREIGN TAXES ON NONQUALIFIED	35.	35.
TOTALS	222.	222.
	=====	=====

FORM 990PF, PART I - OTHER EXPENSES  
=====

REVENUE  
AND  
EXPENSES  
PER BOOKS  
-----

CHARITABLE  
PURPOSES  
-----

DESCRIPTION  
-----

OH ATTORNEY GENERAL FILING FEE

200.

200.

TOTALS

-----  
200.  
=====

-----  
200.  
=====

990PF, PART VII-A LINE 8b - EXPLANATION OF NON-FILING WITH A.G. STMT.  
=====

OH AG FILING IS ONLINE AND A COPY OF FORM 990PF IS NOT REQUIRED.

=====

RECIPIENT NAME:

CARE INC

ATTN: DENISE BERRY

ADDRESS:

HOLLAND & KNIGHT LLP

ATLANTA, GA 30309-3473

RELATIONSHIP:

NONE

PURPOSE OF GRANT:

GENERAL

FOUNDATION STATUS OF RECIPIENT:

PUBLIC CHARITY

AMOUNT OF GRANT PAID ..... 2,723.

RECIPIENT NAME:

GUIDING EYES FOR THE BLIND

611 GRANITE SPRINGS RD

RELATIONSHIP:

NONE

PURPOSE OF GRANT:

GENERAL

FOUNDATION STATUS OF RECIPIENT:

PUBLIC CHARITY

AMOUNT OF GRANT PAID ..... 2,723.

RECIPIENT NAME:

AMERICAN CANCER SOCIETY, INC.

NATL OFFICE OF PROBATE&TRUST MGMT SV

ADDRESS:

PO BOX 720366

OKLAHOMA CITY, OK 73172-0366

RELATIONSHIP:

NONE

PURPOSE OF GRANT:

GENERAL

FOUNDATION STATUS OF RECIPIENT:

PUBLIC CHARITY

AMOUNT OF GRANT PAID ..... 2,723.

=====

RECIPIENT NAME:

HEART ASSOCIATION  
NATIONAL BEQUEST CENTER

ADDRESS:

ATTN BETSY BLOCH  
ST PETERSBURG, FL 33742-2249

RELATIONSHIP:

NONE

PURPOSE OF GRANT:

GENERAL

FOUNDATION STATUS OF RECIPIENT:

PUBLIC CHARITY

AMOUNT OF GRANT PAID ..... 2,723.

RECIPIENT NAME:

PENNSYLVANIA ASSOCIATION FOR THE  
BLIND

ADDRESS:

555 GETTYSBURG PIKE STE A300  
MECHANICSBURG, PA 17055-5206

RELATIONSHIP:

NONE

PURPOSE OF GRANT:

GENERAL

FOUNDATION STATUS OF RECIPIENT:

PUBLIC CHARITY

AMOUNT OF GRANT PAID ..... 2,723.

RECIPIENT NAME:

ST PAUL'S HOME FOR THE AGING  
339 E JAMESTOWN RD

RELATIONSHIP:

NONE

PURPOSE OF GRANT:

GENERAL

FOUNDATION STATUS OF RECIPIENT:

PUBLIC CHARITY

AMOUNT OF GRANT PAID ..... 2,723.

=====

RECIPIENT NAME:

THE SALVATION ARMY  
ATTN LEGAL DEPARTMENT

ADDRESS:

440 W NYACK RD  
WEST NYACK, NY 10994-1753

RELATIONSHIP:

NONE

PURPOSE OF GRANT:

GENERAL

FOUNDATION STATUS OF RECIPIENT:

PUBLIC CHARITY

AMOUNT OF GRANT PAID ..... 2,723.

RECIPIENT NAME:

GLADE RUN LUTHERAN SERVICES  
PO BOX 70

RELATIONSHIP:

NONE

PURPOSE OF GRANT:

GENERAL

FOUNDATION STATUS OF RECIPIENT:

PUBLIC CHARITY

AMOUNT OF GRANT PAID ..... 2,723.

RECIPIENT NAME:

CHILDREN'S CENTER OF MERCER COUNTY  
900 N HERMITAGE RD STE 3

RELATIONSHIP:

NONE

PURPOSE OF GRANT:

GENERAL

FOUNDATION STATUS OF RECIPIENT:

PUBLIC CHARITY

AMOUNT OF GRANT PAID ..... 2,723.

=====

RECIPIENT NAME:

PASSAVANT HEALTH CENTER

SUSAN DIGIROLAMO CFO

ADDRESS:

C/O LUTHERAN SENIOR LIFE FOUNDATION

CRANBERRY TOWNSHIP, PA 16066

RELATIONSHIP:

NONE

PURPOSE OF GRANT:

GENERAL

FOUNDATION STATUS OF RECIPIENT:

PUBLIC CHARITY

AMOUNT OF GRANT PAID ..... 2,723.

RECIPIENT NAME:

MERCER CNTY ASSN FOR THE RETARDED

850 N HERMITAGE RD

RELATIONSHIP:

NONE

PURPOSE OF GRANT:

GENERAL

FOUNDATION STATUS OF RECIPIENT:

PUBLIC CHARITY

AMOUNT OF GRANT PAID ..... 2,723.

RECIPIENT NAME:

SHENANGO VALLEY ANIMAL SHELTER

2599 BROADWAY RD

RELATIONSHIP:

NONE

PURPOSE OF GRANT:

GENERAL

FOUNDATION STATUS OF RECIPIENT:

PUBLIC CHARITY

AMOUNT OF GRANT PAID ..... 2,723.

=====

RECIPIENT NAME:  
 CHRIST LUTHERAN CHURCH  
 396 BUHL BLVD  
 RELATIONSHIP:  
 NONE  
 PURPOSE OF GRANT:  
 GENERAL  
 FOUNDATION STATUS OF RECIPIENT:  
 PUBLIC CHARITY  
 AMOUNT OF GRANT PAID ..... 2,723.

RECIPIENT NAME:  
 AMERICAN RED CROSS  
 ATTN: BONNIE RAMSEY  
 ADDRESS:  
 ATTT: BONNIE RAMSEY  
 WASHINGTON, DC 20006-5009  
 RELATIONSHIP:  
 NONE  
 PURPOSE OF GRANT:  
 GENERAL  
 FOUNDATION STATUS OF RECIPIENT:  
 PUBLIC CHARITY  
 AMOUNT OF GRANT PAID ..... 2,723.

RECIPIENT NAME:  
 PROJECT HOPE CENTER  
 ATTN MR JACK BODE VP  
 ADDRESS:  
 255 CARTER HALL LN  
 MILLWOOD, VA 22646-0255  
 RELATIONSHIP:  
 NONE  
 PURPOSE OF GRANT:  
 GENERAL  
 FOUNDATION STATUS OF RECIPIENT:  
 PUBLIC CHARITY  
 AMOUNT OF GRANT PAID ..... 2,723.

TOTAL GRANTS PAID: ..... 40,845.  
 =====



SAGE MARY CHARITABLE TRUST ACCT R59881004  
For the Period 1/1/13 to 12/31/13

## Account Summary

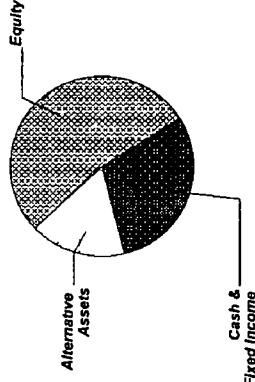
### PRINCIPAL

Asset Allocation	Beginning Market Value	Ending Market Value	Change In Value	Estimated Annual Income	Current Allocation
Equity	457,444.88	496,279.48	38,834.60	6,724.10	53%
Alternative Assets	129,458.11	157,214.30	27,756.19	2,257.00	17%
Cash & Fixed Income	291,182.91	279,256.52	(11,926.39)	5,299.68	30%
<b>Market Value</b>	<b>\$878,085.90</b>	<b>\$932,750.30</b>	<b>\$54,664.40</b>	<b>\$14,280.78</b>	<b>100%</b>

### INCOME

Cash Position	Beginning Market Value	Ending Market Value	Change In Value
Cash Balance	227.54	6,979.49	6,751.95
Accruals	1,172.62	337.73	(834.89)
<b>Market Value</b>	<b>\$1,400.16</b>	<b>\$7,317.22</b>	<b>\$5,917.06</b>

### Asset Allocation



### INCOME

Portfolio Activity	Current Period Value	Year-to-Date Value
Beginning Market Value	878,085.90	878,085.90
Additions	452.00	452.00
Withdrawals & Fees	(39,454.83)	(39,454.83)
<b>Net Additions/Withdrawals</b>	<b>(\$39,002.83)</b>	<b>(\$39,002.83)</b>
Income	18,447.68	18,447.68
Change In Investment Value	93,667.23	93,667.23
<b>Ending Market Value</b>	<b>\$932,750.30</b>	<b>\$932,750.30</b>
Accruals	337.73	337.73
<b>Market Value with Accruals</b>	<b>\$7,317.22</b>	<b>\$7,317.22</b>

### PRINCIPAL

Portfolio Activity	Current Period Value	Year-to-Date Value
Beginning Market Value	878,085.90	878,085.90
Additions	452.00	452.00
Withdrawals & Fees	(39,454.83)	(39,454.83)
<b>Net Additions/Withdrawals</b>	<b>(\$39,002.83)</b>	<b>(\$39,002.83)</b>
Income	18,447.68	18,447.68
Change In Investment Value	93,667.23	93,667.23
<b>Ending Market Value</b>	<b>\$932,750.30</b>	<b>\$932,750.30</b>
Accruals	337.73	337.73
<b>Market Value with Accruals</b>	<b>\$7,317.22</b>	<b>\$7,317.22</b>

J.P. Morgan



SAGE MARY CHARITABLE TRUST ACCT R59881004  
For the Period 1/1/13 to 12/31/13

**Account Summary** CONTINUED

Tax Summary	Current Period Value	Year-to-Date Value
Domestic Dividends/Distributions	18,432.70	18,432.70
Interest Income	14.98	14.98
<b>Taxable Income</b>	<b>\$18,447.68</b>	<b>\$18,447.68</b>

	Current Period Value	Year-to-Date Value
LT Capital Gain Distributions	14,544.21	14,544.21
ST Realized Gain/Loss	(979.85)	(979.85)
LT Realized Gain/Loss	22,967.92	22,967.92
<b>Realized Gain/Loss</b>	<b>\$36,532.28</b>	<b>\$36,532.28</b>

**Unrealized Gain/Loss** To-Date Value  
**\$106,346.03**

Cost Summary	Cost
Equity	391,747.35
Cash & Fixed Income	277,259.22
<b>Total</b>	<b>\$669,006.57</b>

J.P.Morgan

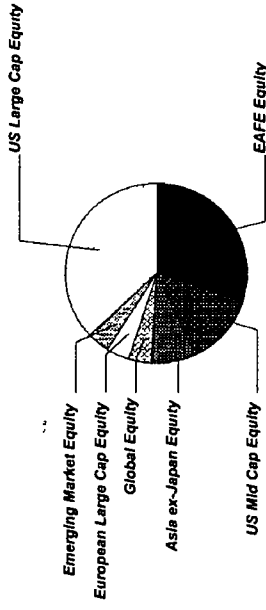


SAGE MARY CHARITABLE TRUST ACCT R59881004  
For the Period 1/1/13 to 12/31/13

## Equity Summary

Asset Categories	Beginning Market Value	Ending Market Value	Change In Value	Current Allocation
US Large Cap Equity	225,352 04	182,698 49	(42,653 55)	20%
US Mid Cap Equity	52,146 22	63,584 52	11,438 30	7%
EAFE Equity	111,273 54	153,742 67	42,469 13	16%
European Large Cap Equity	9,279 60	19,756 80	10,477 20	2%
Asia ex-Japan Equity	38,422 73	36,125 99	(2,296 74)	4%
Emerging Market Equity	20,970 75	19,210 63	(1,760 12)	2%
Global Equity	0 00	21,160 38	21,160 38	2%
<b>Total Value</b>	<b>\$457,444.88</b>	<b>\$496,279.48</b>	<b>\$38,834.60</b>	<b>53%</b>

### Asset Categories



Equity as a percentage of your portfolio - 53 %

Market Value/Cost	Current Period Value
Market Value	496,279 48
Tax Cost	391,747 35
Unrealized Gain/Loss	104,532 13
Estimated Annual Income	6,724 10
Yield	1 35%

J.P.Morgan



SAGE MARY CHARITABLE TRUST ACCT R59881004  
For the Period 1/1/13 to 12/31/13

## Equity Detail

	Price	Quantity	Value	Adjusted Tax Cost Original Cost	Unrealized Gain/Loss	Est Annual Inc Accrued Div.	Yield
<b>US Large Cap Equity</b>							
FMI LARGE CAP FUND LARGE CAP FD 302933-20-5 FMIH X	20 86	1,087 572	22,686 75	11,843 66	10,843 09	192 50	0 85%
JPM INTREPID VALUE FD - SEL FUND 1136 4812A2-30-6 JPIV X	34 69	662 216	22,972.27	16,244 15	6,728 12	281 44	1.23%
JPM US LARGE CAP CORE PLUS FD - SEL FUND 1002 4812A2-38-9 JLPS X	27 74	1,866 073	51,764 87	37,159 00	14,605 87	214 59	0 41%
MANNING & NAPIER EQUITY SERI 563821-60-2 EXEY X	19 68	1,395 662	27,466 63	28,638 98	(1,172 35)	11.16	0 04%
SPDR S&P 500 ETF TRUST 78462F-10-3 SPY	184 69	313 000	57,807.97	43,092 55	14,715 42	1,048 86	1 81%
<b>Total US Large Cap Equity</b>			<b>\$182,698.49</b>	<b>\$136,978.34</b>	<b>\$45,720.15</b>	<b>\$1,748.55</b>	<b>0.96%</b>
<b>US Mid Cap Equity</b>							
ISHARES CORE S&P MID-CAP ETF 464287-50-7 IJH	133 81	163 000	21,811.03	14,478 26	7,332.77	281.66	1 29%
JPM MID CAP CORE FD - SEL FUND 2426 48121L-75-9 JMRS X	21 64	921.910	19,950 13	15,967 48	3,982 65	48.86	0 24%

J.P.Morgan



SAGE MARY CHARITABLE TRUST ACCT. R59881004  
For the Period 1/1/13 to 12/31/13

	Price	Quantity	Value	Adjusted Tax Cost Original Cost	Unrealized Gain/Loss	Est. Annual Inc. Accrued Div.	Yield
<b>US Mid Cap Equity</b>							
JPM MKT EXP ENH INDEX FD - SEL FUND 3708 4812C1-63-7 PGMI X	13 13	1,662,099	21,823 36	10,753 78	11,069 58	199 45	0 91 %
<b>Total US Mid Cap Equity</b>			<b>\$63,584.52</b>	<b>\$41,199.52</b>	<b>\$22,385.00</b>	<b>\$529.97</b>	<b>0.83 %</b>
<b>EAFE Equity</b>							
ARTISAN INTL VALUE FUND-INV 04314H-88-1 ARTK X	36 77	862 781	31,724 46	21,517 35	10,207 11	796 34	2 51 %
ISHARES MSCI EAFE INDEX FUND 464287-46-5 EFA	67 10	724 000	48,576 78	43,680 20	4,896 58	1,232 97	2 54 %
MFS INTL VALUE-I 55273E-82-2 MINI X	35 18	961 870	33,838 59	24,631 00	9,207 59	635 79	1 88 %
OAKMARK INTERNATIONAL FD-I 413838-20-2 OAKI X	26 32	1,504 667	39,602 84	37,075 00	2,527 84	656 03	1 66 %
<b>Total EAFE Equity</b>			<b>\$153,742.67</b>	<b>\$126,903.55</b>	<b>\$26,839.12</b>	<b>\$3,321.13</b>	<b>2.16 %</b>
<b>European Large Cap Equity</b>							
VANGUARD FTSE EUROPE ETF 922042-87-4 VGK	58 80	336 000	19,756 80	17,579 20	2,177 60	547 34	2 77 %



SAGE MARY CHARITABLE TRUST ACCT R59881004  
For the Period 1/1/13 to 12/31/13

	Price	Quantity	Value	Adjusted Tax Cost Original Cost	Unrealized Gain/Loss	Est Annual Inc Accrued Div	Yield
<b>Asia ex-Japan Equity</b>							
ABERDEEN ASIA-PAC XJ-INST EQUITY FUND - INSTITUTIONAL SERVICE SHARES 003021-69-8 AAPI X	11.47	1,488,394	17,071.88	15,717.44	1,354.44	235.16	1.38%
MATTHEWS PACIFIC TIGER FD-IS 577130-83-4 MIPT X	24.97	763,080	19,054.11	16,032.32	3,021.79		
<b>Total Asia ex-Japan Equity</b>			<b>\$36,125.99</b>	<b>\$31,749.76</b>	<b>\$4,376.23</b>	<b>\$235.16</b>	<b>0.65%</b>
<b>Emerging Market Equity</b>							
JPM CHINA REGION FD - SEL FUND 3810 4812A3-52-8 JCHS X	21.24	452,128	9,603.20	9,029.00	574.20	47.92	0.50%
JPM EMERG MRKT EQUITY FD - INSTL FUND 1389 4812A0-63-1 JMIE X	22.70	423,235	9,607.43	10,256.98	(649.55)	74.48	0.78%
<b>Total Emerging Market Equity</b>			<b>\$19,210.63</b>	<b>\$19,285.98</b>	<b>(\$75.35)</b>	<b>\$122.40</b>	<b>0.64%</b>
<b>Global Equity</b>							
JPM GLOBAL RES ENH INDEX FD - SEL FUND 3457 46637K-51-3 JEIT X	17.83	1,186,785	21,160.38	18,051.00	3,109.38	219.55	1.04%




SAGE MARY CHARITABLE TRUST ACCT R59881004  
For the Period 1/1/13 to 12/31/13

## Alternative Assets Summary

Asset Categories	Beginning Estimated Value	Ending Estimated Value	Change In Value	Current Allocation
Hedge Funds	80,372.91	120,308.41	39,935.50	13%
Real Estate & Infrastructure	11,662.22	0.00	(11,662.22)	
Hard Assets	37,422.98	36,905.89	(517.09)	4%
<b>Total Value</b>	<b>\$129,458.11</b>	<b>\$157,214.30</b>	<b>\$27,756.19</b>	<b>17%</b>

### Asset Categories



Alternative Assets as a percentage of your portfolio - 17%

## Alternative Assets Detail

Hedge Funds	Price	Quantity	Estimated Value	Cost
EATON VANCE FLOATING-RATE ADVANTAGE I 277923-63-7 EIFA X	11.20	1,607,672	18,005.93	17,620.09
EATON VANCE GLOBAL MACRO-I 277923-72-8 EIGM X	9.42	1,821,233	17,156.01	18,491.95

J.P. Morgan



SAGE MARY CHARITABLE TRUST ACCT R59881004  
For the Period 1/1/13 to 12/31/13

	Price	Quantity	Estimated Value	Cost
<b>Hedge Funds</b>				
EQUINOX FDS TR EQNX CB STGY I 29446A-81-9 EBSI X	10 50	1,280 762	13,448.00	13,448 00
GATEWAY FUND-Y 367829-88-4 GTEY X	28 99	967 072	28,035 42	26,235 00
INV BALANCED-RISK ALLOC-Y 00141V-69-7 ABRY X	11 89	1,385 332	16,471.60	17,095 00
PIMCO UNCONSTRAINED BOND-P 72201M-45-3 PUCP X	11 09	1,591 009	17,644.29	18,246 00
THE ARBITRAGE FUND-I 03875R-20-5 ARBN X	12.86	742 392	9,547 16	9,701.66
<b>Total Hedge Funds</b>			<b>\$120,308.41</b>	<b>\$120,837.70</b>

	Price	Quantity	Estimated Value	Cost	Est Annual Income Accrued Income
<b>Hard Assets</b>					
PIMCO COMMODITYPL STRAT-P 72201P-16-7 PCLP X	10 67	3,458 846	36,905 89	36,560 00	117 60

J.P. Morgan

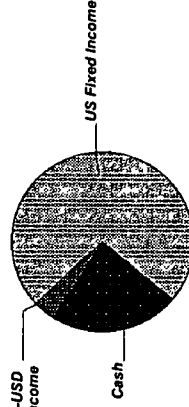


SAGE MARY CHARITABLE TRUST ACCT R59881004  
For the Period 1/1/13 to 12/31/13

## Cash & Fixed Income Summary

Asset Categories	Beginning Market Value	Ending Market Value	Change In Value	Current Allocation
Cash	30,079 77	61,850 95	31,771.18	7%
US Fixed Income	233,488 83	208,102 95	(25,385 88)	22%
Foreign Exchange & Non-USD Fixed Income	27,614 31	9,302 62	(18,311 69)	1%
<b>Total Value</b>	<b>\$291,182.91</b>	<b>\$279,256.52</b>	<b>(\$11,926.39)</b>	<b>30%</b>

Foreign Exchange & Non-USD Fixed Income



### Market Value/Cost

	Current Period Value
Market Value	279,256 52
Tax Cost	277,259 22
Unrealized Gain/Loss	1,997 30
Estimated Annual Income	5,299 68
Accrued Interest	337 73
Yield	1.89%

Cash & Fixed Income as a percentage of your portfolio - 30 %

### SUMMARY BY MATURITY

Cash & Fixed Income	Market Value	% of Bond Portfolio
0-6 months <sup>1</sup>	279,256 52	100%

### SUMMARY BY TYPE

Cash & Fixed Income	Market Value	% of Bond Portfolio
Cash	61,850 95	22%
Mutual Funds	217,405 57	78%
<b>Total Value</b>	<b>\$279,256.52</b>	<b>100%</b>

<sup>1</sup> The years indicate the number of years until the bond is scheduled to mature based on the statement end date. Some bonds may be called, or paid in full, before their stated maturity.

J.P. Morgan



SAGE MARY CHARITABLE TRUST ACCT. R59881004  
For the Period 1/1/13 to 12/31/13

Note: <sup>1</sup> This is the Annual Percentage Yield (APY) which is the rate earned if balances remain on deposit for a full year with compounding, there is no change in the interest rate and all interest is left in the account

### Cash & Fixed Income Detail

	Price	Quantity	Value	Adjusted Tax Cost Original Cost	Unrealized Gain/Loss	Est Annual Income Accrued Interest	Yield
<b>Cash</b>							
US DOLLAR PRINCIPAL	1 00	61,850.95	61,850.95	61,850.95		18.55	0 03 % <sup>1</sup>
<b>US Fixed Income</b>							
DODGE & COX INCOME FUND 256210-10-5	13 53	1,339.06	18,117.47	17,930.00	187.47	555.70	3 07 %
DOUBLELINE TOTAL RET BD-I 258620-10-3	10 78	1,617.67	17,438.47	17,998.00	(559.53)	901.04	5 17 %
JPM STRAT INCOME OPPORT FD - SEL FUND 3844 4812A4-35-1	11 89	1,492.51	17,745.99	15,468.87	2,277.12	461.18 40.30	2 60 %
JPM HIGH YIELD FD - SEL FUND 3580 4812C0-80-3	7 98	2,233.81	17,825.77	17,296.42	529.35	1,121.37 107.22	6 29 %
JPM SHORT DURATION BOND FD - SEL FUND 3133 4812C1-33-0	10 89	7,400.14	80,587.50	80,910.16	(322.66)	769.61 103.60	0 96 %
JPM MULTI SECTOR INCOME FD - SEL FUND 2130 48121A-29-0	10 31	1,904.35	19,633.87	19,253.00	380.87	508.46 68.56	2 59 %

J.P. Morgan



SAGE MARY CHARITABLE TRUST ACCT R59881004  
For the Period 1/1/13 to 12/31/13

	Price	Quantity	Value	Adjusted Tax Cost Original Cost	Unrealized Gain/Loss	Est Annual Income Accrued Interest	Yield
<b>US Fixed Income</b>							
JPM INFLATION MGD BOND FD - SEL FUND 2037 48121A-56-3	10.38	1,804.72	18,733.00	19,112.00	(379.00)	205.73 18.05	1.10%
RIDGEMOUTH SEIX FLOATING-I 76628T-67-8	9.06	1,989.06	-18,020.88	17,961.21	59.67	753.85	4.18%
<b>Total US Fixed Income</b>			<b>\$208,102.95</b>	<b>\$205,929.66</b>	<b>\$2,173.29</b>	<b>\$5,276.94</b> <b>\$337.73</b>	<b>2.54%</b>
<b>Foreign Exchange &amp; Non-USD Fixed Income</b>							
JPM INTL CURR INCOME FD - SEL FUND 3831 4812A3-29-6	11.10	838.07	- 9,302.62	9,478.61	(175.99)	4.19	0.05%



SAGE MARY CHARITABLE TRUST ACCT R59881004  
For the Period 1/1/13 to 12/31/13

## Portfolio Activity Summary

	PRINCIPAL		INCOME	
Transactions	Current Period Value	Year-To-Date Value*	Current Period Value	Year-To-Date Value*
<b>Beginning Cash Balance</b>	30,079.77	--	227.54	--
<b>INFLOWS</b>				
Income	--	--	18,447.68	18,447.68
Contributions	452.00	452.00		
<b>Total Inflows</b>	<b>\$452.00</b>	<b>\$452.00</b>	<b>\$18,447.68</b>	<b>\$18,447.68</b>
<b>OUTFLOWS **</b>				
Withdrawals	(34,551.56)	(34,551.56)	(6,292.40)	(6,292.40)
Fees & Commissions	(4,903.27)	(4,903.27)	(5,103.33)	(5,103.33)
Tax Payments			(300.00)	(300.00)
<b>Total Outflows</b>	<b>(\$39,454.83)</b>	<b>(\$39,454.83)</b>	<b>(\$11,695.73)</b>	<b>(\$11,695.73)</b>
<b>TRADE ACTIVITY</b>				
Settled Sales/Maturities/Redemptions	327,524.43	327,524.43		
Settled Securities Purchased	(256,750.42)	(256,750.42)		
<b>Total Trade Activity</b>	<b>\$70,774.01</b>	<b>\$70,774.01</b>	<b>\$0.00</b>	<b>\$0.00</b>
<b>Ending Cash Balance</b>	<b>\$61,850.95</b>	<b>--</b>	<b>\$6,979.49</b>	<b>--</b>

\* Year to date information is calculated on a calendar year basis

\*\* Your account's standing instructions use a FIRST IN, FIRST OUT method for relieving assets from your position

J.P.Morgan



Name(s) shown on return (Name and SSN or taxpayer identification no. not required if shown on other side)

Social security number or taxpayer identification number

MARY SAGE UNITRUST R59881004

34-6854362

Most brokers issue their own substitute statement instead of using Form 1099-B. They also may provide basis information (usually your cost) to you on the statement even if it is not reported to the IRS. Before you check Box D, E, or F below, determine whether you received any statement(s) and, if so, the transactions for which basis was reported to the IRS. Brokers are required to report basis to the IRS for most stock you bought in 2011 or later.

**Part II Long-Term.** Transactions involving capital assets you held more than one year are long term. For short-term transactions, see page 1.

**Note.** You may aggregate all long-term transactions reported on Form(s) 1099-B showing basis was reported to the IRS and for which no adjustments or codes are required. Enter the total directly on Schedule D, line 8a; you are not required to report these transactions on Form 8949 (see instructions).

**You must check Box D, E, or F below. Check only one box.** If more than one box applies for your long-term transactions, complete a separate Form 8949, page 2, for each applicable box. If you have more long-term transactions than will fit on this page for one or more of the boxes, complete as many forms with the same box checked as you need.

- (D) Long-term transactions reported on Form(s) 1099-B showing basis was reported to the IRS (see Note above)
- (E) Long-term transactions reported on Form(s) 1099-B showing basis was **not** reported to the IRS
- (F) Long-term transactions not reported to you on Form 1099-B

1	(a) Description of property (Example 100 sh XYZ Co.)	(b) Date acquired (Mo., day, yr.)	(c) Date sold or disposed (Mo., day, yr.)	(d) Proceeds (sales price) (see instructions)	(e) Cost or other basis. See the Note below and see Column (e) in the separate instructions	Adjustment, if any, to gain or loss. If you enter an amount in column (g), enter a code in column (f). See the separate instructions.		(h) Gain or (loss) Subtract column (e) from column (d) and combine the result with column (g)
						(f) Code(s) from instructions	(g) Amount of adjustment	
70.278	ARTISAN INTL VALUE	02/19/2010	01/23/2013	2,199.00	1,598.00			601.00
31.	ISHARES TR S & P MIDCA FD	09/14/2009	01/23/2013	3,347.00	2,108.00			1,239.00
199.544	JPMORGAN INTERNATI FUND	06/12/2006	01/23/2013	2,626.00	3,689.00			-1,063.00
115.159	JPMORGAN INTREPID SELECT CL	04/11/2011	01/23/2013	3,145.00	2,825.00			320.00
84.441	JPMORGAN US LARGE C FUND SEL	04/16/2007	01/23/2013	1,970.00	1,641.00			329.00
253.029	JPMORGAN REALTY IN	09/24/2010	01/23/2013	3,049.00	2,277.00			772.00
462.415	HIGHBRIDGE DYNAMIC	10/25/2011	01/29/2013	6,622.00	8,809.00			-2,187.00
489.807	JPM TAX AWARE EQUI	06/12/2006	02/01/2013	10,379.00	7,444.00			2,935.00
508.473	JPMORGAN EQUITY IN	08/12/2011	02/01/2013	5,558.00	4,349.00			1,209.00
203.218	JPMORGAN LARGE CAP	04/11/2011	02/01/2013	5,115.00	4,426.00			689.00
532.149	JPMORGAN SHORT DUR FUND	10/22/2007	02/01/2013	5,843.00	5,678.00			165.00
865.617	JPM TAX AWARE EQUI	05/13/2009	04/17/2013	18,542.00	13,156.00			5,386.00
355.573	JPM MID CAP CORE F	05/26/2011	04/17/2013	6,987.00	6,159.00			828.00
680.682	JPMORGAN INTERNATI FUND	06/12/2006	04/17/2013	8,985.00	11,921.00			-2,936.00
<p><b>2 Totals.</b> Add the amounts in columns (d), (e), (g), and (h) (subtract negative amounts). Enter each total here and include on your Schedule D, line 8b (if Box D above is checked), line 9 (if Box E above is checked), or line 10 (if Box F above is checked) ▶</p>								

**Note.** If you checked Box D above but the basis reported to the IRS was incorrect, enter in column (e) the basis as reported to the IRS, and enter an adjustment in column (g) to correct the basis. See Column (g) in the separate instructions for how to figure the amount of the adjustment.

Name(s) shown on return (Name and SSN or taxpayer identification no. not required if shown on other side)

Social security number or taxpayer identification number

MARY SAGE UNITRUST R59881004

34-6854362

Most brokers issue their own substitute statement instead of using Form 1099-B. They also may provide basis information (usually your cost) to you on the statement even if it is not reported to the IRS. Before you check Box D, E, or F below, determine whether you received any statement(s) and, if so, the transactions for which basis was reported to the IRS. Brokers are required to report basis to the IRS for most stock you bought in 2011 or later.

**Part II Long-Term.** Transactions involving capital assets you held more than one year are long term. For short-term transactions, see page 1.

**Note.** You may aggregate all long-term transactions reported on Form(s) 1099-B showing basis was reported to the IRS and for which no adjustments or codes are required. Enter the total directly on Schedule D, line 8a; you are not required to report these transactions on Form 8949 (see instructions).

You must check Box D, E, or F below. Check only one box. If more than one box applies for your long-term transactions, complete a separate Form 8949, page 2, for each applicable box. If you have more long-term transactions than will fit on this page for one or more of the boxes, complete as many forms with the same box checked as you need.

- (D) Long-term transactions reported on Form(s) 1099-B showing basis was reported to the IRS (see Note above)
- (E) Long-term transactions reported on Form(s) 1099-B showing basis was not reported to the IRS
- (F) Long-term transactions not reported to you on Form 1099-B

1	(a) Description of property (Example 100 sh XYZ Co)	(b) Date acquired (Mo, day, yr)	(c) Date sold or disposed (Mo, day, yr)	(d) Proceeds (sales price) (see instructions)	(e) Cost or other basis. See the Note below and see Column (e) in the separate instructions	Adjustment, if any, to gain or loss. If you enter an amount in column (g), enter a code in column (f). See the separate instructions		(h) Gain or (loss). Subtract column (e) from column (d) and combine the result with column (g)
						(f) Code(s) from instructions	(g) Amount of adjustment	
2.	SPDR GOLD TRUST	05/13/2009	06/05/2013	272.00	181.00	C		91.00
2.	SPDR GOLD TRUST	05/13/2009	06/05/2013	271.00	181.00	C		90.00
3.	SPDR GOLD TRUST	05/13/2009	06/05/2013	406.00	272.00	C		134.00
5.	SPDR GOLD TRUST	05/13/2009	06/05/2013	677.00	453.00	C		224.00
1192.016	BLACKROCK FDS HI INSTL	10/25/2011	06/25/2013	9,393.00	8,809.00			584.00
2458.219	JPMORGAN SHORT DU FUND	10/22/2007	06/25/2013	26,770.00	26,547.00			223.00
940.468	RIDGEWORTH SEIX FL FD I*	04/13/2011	06/25/2013	8,436.00	8,492.00			-56.00
737.398	JPMORGAN INTERNATI CURRENCY	08/12/2011	07/19/2013	8,163.00	8,587.00			-424.00
2028.692	JPMORGAN INTERNAT FUND	02/09/2011	07/31/2013	28,260.00	27,130.00			1,130.00
450.769	JPMORGAN EMERGING FUND	07/15/2011	07/31/2013	9,836.00	10,805.00			-969.00
229.	VANGUARD EMERGING MAR	09/24/2010	07/31/2013	8,962.00	10,799.00			-1,837.00
642.682	DREYFUS/LAUREL FDS	08/12/2011	09/06/2013	8,721.00	9,477.00			-756.00
749.741	JPMORGAN REALTY IN	09/24/2010	09/23/2013	8,907.00	6,748.00			2,159.00
49.	SPDR GOLD TRUST	05/13/2009	10/24/2013	6,373.00	4,436.00	C		1,937.00
<p><b>2 Totals.</b> Add the amounts in columns (d), (e), (g), and (h) (subtract negative amounts). Enter each total here and include on your Schedule D, line 8b (if Box D above is checked), line 9 (if Box E above is checked), or line 10 (if Box F above is checked) ▶</p>								

**Note.** If you checked Box D above but the basis reported to the IRS was incorrect, enter in column (e) the basis as reported to the IRS, and enter an adjustment in column (g) to correct the basis. See Column (g) in the separate instructions for how to figure the amount of the adjustment.

