



See a Social Security Number? Say Something!
Report Privacy Problems to <https://public.resource.org/privacy>
Or call the IRS Identity Theft Hotline at 1-800-908-4490



Return of Private Foundation
or Section 4947(a)(1) Trust Treated as Private Foundation

▶ Do not enter Social Security numbers on this form as it may be made public.
▶ Information about Form 990-PF and its separate instructions is at www.irs.gov/form990pf.

2013

For calendar year 2013, or tax year beginning , 2013, and ending

HUTTON FOUNDATION
DBA HUTTON PARKER FOUNDATION
26 WEST ANAPAMU, 4TH FLOOR
SANTA BARBARA, CA 93101

G Check all that apply ☐ Initial return ☐ Initial return of a former public charity
☐ Final return ☐ Amended return
☐ Address change ☐ Name change

H Check type of organization. ☒ Section 501(c)(3) exempt private foundation
☐ Section 4947(a)(1) nonexempt charitable trust ☐ Other taxable private foundation

I Fair market value of all assets at end of year (from Part II, column (c), line 16) \$ 93,497,067.
J Accounting method: ☐ Cash ☒ Accrual
☐ Other (specify) (Part I, column (d) must be on cash basis)

A Employer identification number 33-0779894
B Telephone number (see the instructions) 805-957-4740
C If exemption application is pending, check here ☐
D 1 Foreign organizations, check here ☐
2 Foreign organizations meeting the 85% test, check here and attach computation ☐
E If private foundation status was terminated under section 507(b)(1)(A), check here ☐
F If the foundation is in a 60-month termination under section 507(b)(1)(B), check here ☐

Part I Analysis of Revenue and Expenses

(The total of amounts in columns (b), (c), and (d) may not necessarily equal the amounts in column (a) (see instructions).)

	(a) Revenue and expenses per books	(b) Net investment income	(c) Adjusted net income	(d) Disbursements for charitable purposes (cash basis only)
1 Contributions, gifts, grants, etc. received (att sch)				
2 Ck <input checked="" type="checkbox"/> if the foundn is not req to att Sch B				
3 Interest on savings and temporary cash investments	70,167.	70,167.		
4 Dividends and interest from securities	663,018.	663,018.		
5a Gross rents	2,743,226.	2,743,226.		
b Net rental income or (loss) 1,113,327.				
6a Net gain/(loss) from sale of assets not on line 10	351,160.			
b Gross sales price for all assets on line 6a 2,660,117.				
7 Capital gain net income (from Part IV, line 2)		351,160.		
8 Net short-term capital gain				
9 Income modifications				
10a Gross sales less returns and allowances				
b Less Cost of goods sold				
c Gross profit/(loss) (att sch)				
11 Other income (attach schedule)				
12 Total. Add lines 1 through 11	4,586,060.	4,300,651.	0.	
13 Compensation of officers, directors, trustees, etc.	178,320.	49,930.		128,390.
14 Other employee salaries and wages	169,364.			169,364.
15 Pension plans, employee benefits	67,841.	9,986.		57,855.
16a Legal fees (attach schedule)				
b Accounting fees (attach sch)				
c Other prof fees (attach sch) SEE ST 2	37,664.	17,763.		19,901.
17 Interest				
18 Taxes (attach schedule)(see instrs) SEE STM 3	25,130.	3,990.		21,140.
19 Depreciation (attach sch) and depletion SEE STMT 4	879,339.	748,060.		
20 Occupancy	5,221.	1,462.		3,759.
21 Travel, conferences, and meetings	19,727.			19,727.
22 Printing and publications	28,360.			28,360.
23 Other expenses (attach schedule) SEE STATEMENT 5	1,193,601.	904,138.		115,490.
24 Total operating and administrative expenses. Add lines 13 through 23	2,604,567.	1,735,329.		563,986.
25 Contributions, gifts, grants paid PART XV	2,656,238.			2,656,238.
26 Total expenses and disbursements. Add lines 24 and 25	5,260,805.	1,735,329.	0.	3,220,224.
27 Subtract line 26 from line 12:				
a Excess of revenue over expenses and disbursements	-674,745.			
b Net investment income (if negative, enter -0-)		2,565,322.		
c Adjusted net income (if negative, enter -0-)			0.	

914-16

✓

Part II Balance Sheets		Beginning of year (a) Book Value	End of year	
			(b) Book Value	(c) Fair Market Value
ASSETS	1 Cash – non-interest-bearing	129,520.	194,117.	194,117.
	2 Savings and temporary cash investments	205,089.	1,167,597.	1,167,597.
	3 Accounts receivable ▶ 456,732.			
	Less: allowance for doubtful accounts ▶	43,723.	456,732.	456,732.
	4 Pledges receivable ▶			
	Less: allowance for doubtful accounts ▶			
	5 Grants receivable			
	6 Receivables due from officers, directors, trustees, and other disqualified persons (attach schedule) (see instructions)			
	7 Other notes and loans receivable (attach sch) ▶ 462,754.	STATEMENT 6		
	Less: allowance for doubtful accounts ▶	499,874.	462,754.	462,754.
	8 Inventories for sale or use			
	9 Prepaid expenses and deferred charges	10,215.	7,091.	7,091.
	10a Investments – U.S. and state government obligations (attach schedule)			
	b Investments – corporate stock (attach schedule) STATEMENT 7	32,772,066.	33,013,978.	32,985,853.
	c Investments – corporate bonds (attach schedule)			
	11 Investments – land, buildings, and equipment basis ▶ 41,580,828.			
LIABILITIES	Less: accumulated depreciation (attach schedule) SEE STMT 8 ▶ 5,126,424.	37,297,578.	36,454,404.	51,929,577.
	12 Investments – mortgage loans.			
	13 Investments – other (attach schedule) STATEMENT 9	1,279,544.	1,259,357.	5,545,514.
	14 Land, buildings, and equipment basis ▶ 131,556.			
	Less: accumulated depreciation (attach schedule) SEE STMT 10 ▶ 79,200.	38,889.	52,356.	52,356.
	15 Other assets (describe ▶ SEE STATEMENT 11)	1,979,435.	695,476.	695,476.
	16 Total assets (to be completed by all filers – see the instructions. Also, see page 1, item I.)	74,255,933.	73,763,862.	93,497,067.
	17 Accounts payable and accrued expenses	128,514.	224,208.	
	18 Grants payable			
	19 Deferred revenue			
NET ASSETS OR FUND BALANCES	20 Loans from officers, directors, trustees, & other disqualified persons			
	21 Mortgages and other notes payable (attach schedule) STMT 12	6,737,938.	6,584,023.	
	22 Other liabilities (describe ▶ SEE STATEMENT 13)	58,260.	94,645.	
	23 Total liabilities (add lines 17 through 22)	6,924,712.	6,902,876.	
	Foundations that follow SFAS 117, check here and complete lines 24 through 26 and lines 30 and 31. <input checked="" type="checkbox"/>			
	24 Unrestricted	67,331,221.	66,860,986.	
	25 Temporarily restricted			
	26 Permanently restricted			
	Foundations that do not follow SFAS 117, check here and complete lines 27 through 31. <input type="checkbox"/>			
	27 Capital stock, trust principal, or current funds			
	28 Paid-in or capital surplus, or land, building, and equipment fund			
	29 Retained earnings, accumulated income, endowment, or other funds			
	30 Total net assets or fund balances (see instructions)	67,331,221.	66,860,986.	
	31 Total liabilities and net assets/fund balances (see instructions)	74,255,933.	73,763,862.	

Part III Analysis of Changes in Net Assets or Fund Balances

1 Total net assets or fund balances at beginning of year – Part II, column (a), line 30 (must agree with end-of-year figure reported on prior year's return)	1	67,331,221.
2 Enter amount from Part I, line 27a	2	-674,745.
3 Other increases not included in line 2 (itemize) ▶ SEE STATEMENT 14	3	1,762,591.
4 Add lines 1, 2, and 3	4	68,419,067.
5 Decreases not included in line 2 (itemize) ▶ SEE STATEMENT 15	5	1,558,081.
6 Total net assets or fund balances at end of year (line 4 minus line 5) – Part II, column (b), line 30	6	66,860,986.

Part IV Capital Gains and Losses for Tax on Investment Income

(a) List and describe the kind(s) of property sold (e.g., real estate, 2-story brick warehouse, or common stock, 200 shares MLC Company)		(b) How acquired P — Purchase D — Donation	(c) Date acquired (month, day, year)	(d) Date sold (month, day, year)
1 a SEE STATEMENT 16				
b				
c				
d				
e				

(e) Gross sales price	(f) Depreciation allowed (or allowable)	(g) Cost or other basis plus expense of sale	(h) Gain or (loss) (e) plus (f) minus (g)
a			
b			
c			
d			
e			

Complete only for assets showing gain in column (h) and owned by the foundation on 12/31/69			(i) Gains (Column (h) gain minus column (k), but not less than -0-) or Losses (from column (h))
(j) Fair Market Value as of 12/31/69	(k) Adjusted basis as of 12/31/69	(l) Excess of column (i) over column (j), if any	
a			
b			
c			
d			
e			

2 Capital gain net income or (net capital loss). If gain, also enter in Part I, line 7 If (loss), enter -0- in Part I, line 7	2	351,160.
3 Net short-term capital gain or (loss) as defined in sections 1222(5) and (6) If gain, also enter in Part I, line 8, column (c) (see instructions) If (loss), enter -0- in Part I, line 8 	3	0.

Part V Qualification Under Section 4940(e) for Reduced Tax on Net Investment Income

(For optional use by domestic private foundations subject to the section 4940(a) tax on net investment income)

If section 4940(d)(2) applies, leave this part blank

Was the foundation liable for the section 4942 tax on the distributable amount of any year in the base period?

☐ Yes ☒ No

If 'Yes,' the foundation does not qualify under section 4940(e). Do not complete this part

1 Enter the appropriate amount in each column for each year; see the instructions before making any entries			
(a) Base period years Calendar year (or tax year beginning in)	(b) Adjusted qualifying distributions	(c) Net value of noncharitable-use assets	(d) Distribution ratio (column (b) divided by column (c))
2012	3,146,642.	34,717,695.	0.090635
2011	2,857,999.	36,040,925.	0.079299
2010	2,550,807.	34,389,727.	0.074174
2009	2,458,760.	34,534,478.	0.071197
2008	3,148,194.	47,798,258.	0.065864

2 Total of line 1, column (d)	2	0.381169
3 Average distribution ratio for the 5-year base period — divide the total on line 2 by 5, or by the number of years the foundation has been in existence if less than 5 years	3	0.076234
4 Enter the net value of noncharitable-use assets for 2013 from Part X, line 5	4	42,322,665.
5 Multiply line 4 by line 3	5	3,226,426.
6 Enter 1% of net investment income (1% of Part I, line 27b)	6	25,653.
7 Add lines 5 and 6	7	3,252,079.
8 Enter qualifying distributions from Part XII, line 4	8	3,257,594.

If line 8 is equal to or greater than line 7, check the box in Part VI, line 1b, and complete that part using a 1% tax rate. See the Part VI instructions

Part VI Excise Tax Based on Investment Income (Section 4940(a), 4940(b), 4940(e), or 4948 – see instructions)

1 a Exempt operating foundations described in section 4940(d)(2), check here <input type="checkbox"/> and enter 'N/A' on line 1 Date of ruling or determination letter _____ (attach copy of letter if necessary – see instrs)			
b Domestic foundations that meet the section 4940(e) requirements in Part V, check here <input checked="" type="checkbox"/> and enter 1% of Part I, line 27b		1	25,653.
c All other domestic foundations enter 2% of line 27b Exempt foreign organizations enter 4% of Part I, line 12, column (b)			
2 Tax under section 511 (domestic section 4947(a)(1) trusts and taxable foundations only Others enter -0-)		2	0.
3 Add lines 1 and 2		3	25,653.
4 Subtitle A (income) tax (domestic section 4947(a)(1) trusts and taxable foundations only Others enter -0-)		4	0.
5 Tax based on investment income. Subtract line 4 from line 3 If zero or less, enter -0-		5	25,653.
6 Credits/Payments			
a 2013 estimated tax pmts and 2012 overpayment credited to 2013	6 a	28,466.	
b Exempt foreign organizations – tax withheld at source	6 b		
c Tax paid with application for extension of time to file (Form 8868)	6 c	8,000.	
d Backup withholding erroneously withheld	6 d		
7 Total credits and payments Add lines 6a through 6d	7	36,466.	
8 Enter any penalty for underpayment of estimated tax Check here <input checked="" type="checkbox"/> if Form 2220 is attached	8		
9 Tax due. If the total of lines 5 and 8 is more than line 7, enter amount owed	9	0.	
10 Overpayment If line 7 is more than the total of lines 5 and 8, enter the amount overpaid	10	10,813.	
11 Enter the amount of line 10 to be: Credited to 2014 estimated tax <input type="checkbox"/> 10,813. Refunded <input checked="" type="checkbox"/>	11	0.	

Part VII-A Statements Regarding Activities

	Yes	No
1 a During the tax year, did the foundation attempt to influence any national, state, or local legislation or did it participate or intervene in any political campaign?		X
b Did it spend more than \$100 during the year (either directly or indirectly) for political purposes (see the instructions for definition)? <i>If the answer is 'Yes' to 1a or 1b, attach a detailed description of the activities and copies of any materials published or distributed by the foundation in connection with the activities</i>		X
c Did the foundation file Form 1120-POL for this year?		X
d Enter the amount (if any) of tax on political expenditures (section 4955) imposed during the year (1) On the foundation ▶ \$ 0. (2) On foundation managers ▶ \$ 0.		
e Enter the reimbursement (if any) paid by the foundation during the year for political expenditure tax imposed on foundation managers ▶ \$ 0.		
2 Has the foundation engaged in any activities that have not previously been reported to the IRS? <i>If 'Yes,' attach a detailed description of the activities</i>		X
3 Has the foundation made any changes, not previously reported to the IRS, in its governing instrument, articles of incorporation, or bylaws, or other similar instruments? <i>If 'Yes,' attach a conformed copy of the changes</i>		X
4 a Did the foundation have unrelated business gross income of \$1,000 or more during the year?	X	
b If 'Yes,' has it filed a tax return on Form 990-T for this year?	X	
5 Was there a liquidation, termination, dissolution, or substantial contraction during the year? <i>If 'Yes,' attach the statement required by General Instruction T</i>		X
6 Are the requirements of section 508(e) (relating to sections 4941 through 4945) satisfied either • By language in the governing instrument, or • By state legislation that effectively amends the governing instrument so that no mandatory directions that conflict with the state law remain in the governing instrument?	X	
7 Did the foundation have at least \$5,000 in assets at any time during the year? <i>If 'Yes,' complete Part II, column (c), and Part XV</i>	X	
8 a Enter the states to which the foundation reports or with which it is registered (see instructions) DE CA		
b If the answer is 'Yes' to line 7, has the foundation furnished a copy of Form 990-PF to the Attorney General (or designate) of each state as required by General Instruction G? <i>If 'No,' attach explanation</i>	X	
9 Is the foundation claiming status as a private operating foundation within the meaning of section 4942(j)(3) or 4942(j)(5) for calendar year 2013 or the taxable year beginning in 2013 (see instructions for Part XIV)? <i>If 'Yes,' complete Part XIV</i>		X
10 Did any persons become substantial contributors during the tax year? <i>If 'Yes,' attach a schedule listing their names and addresses</i>		X

BAA

Form 990-PF (2013)

Part VII-A Statements Regarding Activities (continued)

11	At any time during the year, did the foundation, directly or indirectly, own a controlled entity within the meaning of section 512(b)(13)? If 'Yes,' attach schedule (see instructions)	11		X
12	Did the foundation make a distribution to a donor advised fund over which the foundation or a disqualified person had advisory privileges? If 'Yes,' attach statement (see instructions)	12		X
13	Did the foundation comply with the public inspection requirements for its annual returns and exemption application? Website address <u>WWW.HUTTONFOUNDATION.ORG</u>	13	X	
14	The books are in care of <u>ARLENE R. CRAIG</u> Telephone no. <u>805-957-4740</u> Located at <u>26 W ANAPAMU, 4TH FLR SANTA BARBARA CA</u> ZIP + 4 <u>93101</u>			
15	Section 4947(a)(1) nonexempt charitable trusts filing Form 990-PF in lieu of Form 1041 - Check here <u>N/A</u> and enter the amount of tax-exempt interest received or accrued during the year <u>15</u> <u>N/A</u>			
16	At any time during calendar year 2013, did the foundation have an interest in or a signature or other authority over a bank, securities, or other financial account in a foreign country? See the instructions for exceptions and filing requirements for Form TD F 90-22.1 If 'Yes,' enter the name of the foreign country <u></u>	16		X

Part VII-B Statements Regarding Activities for Which Form 4720 May Be Required

File Form 4720 if any item is checked in the 'Yes' column, unless an exception applies.

	Yes	No
1 a During the year did the foundation (either directly or indirectly)		
(1) Engage in the sale or exchange, or leasing of property with a disqualified person?	<input type="checkbox"/> Yes <input checked="" type="checkbox"/> No	
(2) Borrow money from, lend money to, or otherwise extend credit to (or accept it from) a disqualified person?	<input type="checkbox"/> Yes <input checked="" type="checkbox"/> No	
(3) Furnish goods, services, or facilities to (or accept them from) a disqualified person?	<input type="checkbox"/> Yes <input checked="" type="checkbox"/> No	
(4) Pay compensation to, or pay or reimburse the expenses of, a disqualified person?	<input type="checkbox"/> Yes <input checked="" type="checkbox"/> No	
(5) Transfer any income or assets to a disqualified person (or make any of either available for the benefit or use of a disqualified person)?	<input type="checkbox"/> Yes <input checked="" type="checkbox"/> No	
(6) Agree to pay money or property to a government official? (Exception. Check 'No' if the foundation agreed to make a grant to or to employ the official for a period after termination of government service, if terminating within 90 days)	<input type="checkbox"/> Yes <input checked="" type="checkbox"/> No	
b If any answer is 'Yes' to 1a(1)-(6), did any of the acts fail to qualify under the exceptions described in Regulations section 53.4941(d)-3 or in a current notice regarding disaster assistance (see instructions)? Organizations relying on a current notice regarding disaster assistance check here <u></u>	1 b	N/A
c Did the foundation engage in a prior year in any of the acts described in 1a, other than excepted acts, that were not corrected before the first day of the tax year beginning in 2013?	1 c	X
2 Taxes on failure to distribute income (section 4942) (does not apply for years the foundation was a private operating foundation defined in section 4942(j)(3) or 4942(j)(5))		
a At the end of tax year 2013, did the foundation have any undistributed income (lines 6d and 6e, Part XIII) for tax year(s) beginning before 2013? If 'Yes,' list the years <u>20</u> <u></u> , <u>20</u> <u></u> , <u>20</u> <u></u> , <u>20</u> <u></u>	<input type="checkbox"/> Yes <input checked="" type="checkbox"/> No	
b Are there any years listed in 2a for which the foundation is not applying the provisions of section 4942(a)(2) (relating to incorrect valuation of assets) to the year's undistributed income? (If applying section 4942(a)(2) to all years listed, answer 'No' and attach statement - see instructions)	2 b	N/A
c If the provisions of section 4942(a)(2) are being applied to any of the years listed in 2a, list the years here <u>20</u> <u></u> , <u>20</u> <u></u> , <u>20</u> <u></u> , <u>20</u> <u></u>		
3 a Did the foundation hold more than a 2% direct or indirect interest in any business enterprise at any time during the year?	<input type="checkbox"/> Yes <input checked="" type="checkbox"/> No	
b If 'Yes,' did it have excess business holdings in 2013 as a result of (1) any purchase by the foundation or disqualified persons after May 26, 1969, (2) the lapse of the 5-year period (or longer period approved by the Commissioner under section 4943(c)(7)) to dispose of holdings acquired by gift or bequest, or (3) the lapse of the 10-, 15-, or 20-year first phase holding period? (Use Schedule C, Form 4720, to determine if the foundation had excess business holdings in 2013)	3 b	N/A
4 a Did the foundation invest during the year any amount in a manner that would jeopardize its charitable purposes?	4 a	X
b Did the foundation make any investment in a prior year (but after December 31, 1969) that could jeopardize its charitable purpose that had not been removed from jeopardy before the first day of the tax year beginning in 2013?	4 b	X

BAA

Form 990-PF (2013)

Part VII-B Statements Regarding Activities for Which Form 4720 May Be Required (continued)**5 a** During the year did the foundation pay or incur any amount to

(1) Carry on propaganda, or otherwise attempt to influence legislation (section 4945(e))?

☐ Yes ☒ No

(2) Influence the outcome of any specific public election (see section 4955), or to carry on, directly or indirectly, any voter registration drive?

☐ Yes ☒ No

(3) Provide a grant to an individual for travel, study, or other similar purposes?

☐ Yes ☒ No

(4) Provide a grant to an organization other than a charitable, etc., organization described in section 509(a)(1), (2), or (3), or section 4940(d)(2)? (see instructions)

☐ Yes ☒ No

(5) Provide for any purpose other than religious, charitable, scientific, literary, or educational purposes, or for the prevention of cruelty to children or animals?

☐ Yes ☒ No**b** If any answer is 'Yes' to 5a(1)-(5), did any of the transactions fail to qualify under the exceptions described in Regulations section 53.4945 or in a current notice regarding disaster assistance (see instructions)?

5 b N/A

Organizations relying on a current notice regarding disaster assistance check here

☐**c** If the answer is 'Yes' to question 5a(4), does the foundation claim exemption from the tax because it maintained expenditure responsibility for the grant?N/A ☐ Yes ☐ No

If 'Yes,' attach the statement required by Regulations section 53.4945-5(d)

6 a Did the foundation, during the year, receive any funds, directly or indirectly, to pay premiums on a personal benefit contract?☐ Yes ☒ No**b** Did the foundation, during the year, pay premiums, directly or indirectly, on a personal benefit contract?

6 b X

If 'Yes' to 6b, file Form 8870

7 a At any time during the tax year, was the foundation a party to a prohibited tax shelter transaction?☐ Yes ☒ No**b** If 'Yes,' did the foundation receive any proceeds or have any net income attributable to the transaction?

N/A

7 b

Part VIII Information About Officers, Directors, Trustees, Foundation Managers, Highly Paid Employees, and Contractors**1** List all officers, directors, trustees, foundation managers and their compensation (see instructions).

(a) Name and address	(b) Title, and average hours per week devoted to position	(c) Compensation (If not paid, enter -0-)	(d) Contributions to employee benefit plans and deferred compensation	(e) Expense account, other allowances
SEE STATEMENT 17		178,320.	35,664.	0.

2 Compensation of five highest-paid employees (other than those included on line 1 – see instructions). If none, enter 'NONE.'

(a) Name and address of each employee paid more than \$50,000	(b) Title, and average hours per week devoted to position	(c) Compensation	(d) Contributions to employee benefit plans and deferred compensation	(e) Expense account, other allowances
PAMELA J. LEWIS 26 WEST ANAPAMU, 4TH SANTA BARBARA, CA 93101	EXEC DIRECTOR 40	118,880.	23,776.	0.

Total number of other employees paid over \$50,000

0

3 Five highest-paid independent contractors for professional services (see instructions). If none, enter 'NONE.'

Part IX-A Summary of Direct Charitable Activities

Expenses

Part IX-B Summary of Program-Related Investments (see instructions)

Amount

Total. Add lines 1 through 3

Form 990-PF (2013)

Part X Minimum Investment Return (All domestic foundations must complete this part. Foreign foundations, see instructions.)

1	Fair market value of assets not used (or held for use) directly in carrying out charitable, etc., purposes:		
a	Average monthly fair market value of securities	1 a	6,254,509.
b	Average of monthly cash balances	1 b	199,285.
c	Fair market value of all other assets (see instructions)	1 c	36,513,379.
d	Total (add lines 1a, b, and c)	1 d	42,967,173.
e	Reduction claimed for blockage or other factors reported on lines 1a and 1c (attach detailed explanation)	1 e	0.
2	Acquisition indebtedness applicable to line 1 assets	2	0.
3	Subtract line 2 from line 1d	3	42,967,173.
4	Cash deemed held for charitable activities Enter 1-1/2% of line 3 (for greater amount, see instructions)	4	644,508.
5	Net value of noncharitable-use assets. Subtract line 4 from line 3 Enter here and on Part V, line 4	5	42,322,665.
6	Minimum investment return. Enter 5% of line 5	6	2,116,133.

Part XI Distributable Amount (see instructions) (Section 4942(j)(3) and (j)(5) private operating foundations and certain foreign organizations check here ☐ and do not complete this part.)

1	Minimum investment return from Part X, line 6	1	2,116,133.
2 a	Tax on investment income for 2013 from Part VI, line 5	2 a	25,653.
b	Income tax for 2013 (This does not include the tax from Part VI)	2 b	
c	Add lines 2a and 2b	2 c	25,653.
3	Distributable amount before adjustments Subtract line 2c from line 1	3	2,090,480.
4	Recoveries of amounts treated as qualifying distributions	4	1,129,056.
5	Add lines 3 and 4	5	3,219,536.
6	Deduction from distributable amount (see instructions)	6	
7	Distributable amount as adjusted Subtract line 6 from line 5 Enter here and on Part XIII, line 1	7	3,219,536.

Part XII Qualifying Distributions (see instructions)

1	Amounts paid (including administrative expenses) to accomplish charitable, etc., purposes		
a	Expenses, contributions, gifts, etc. — total from Part I, column (d), line 26	1 a	3,220,224.
b	Program-related investments — total from Part IX-B	1 b	37,370.
2	Amounts paid to acquire assets used (or held for use) directly in carrying out charitable, etc., purposes	2	
3	Amounts set aside for specific charitable projects that satisfy the		
a	Suitability test (prior IRS approval required)	3 a	
b	Cash distribution test (attach the required schedule)	3 b	
4	Qualifying distributions. Add lines 1a through 3b Enter here and on Part V, line 8, and Part XIII, line 4	4	3,257,594.
5	Foundations that qualify under section 4940(e) for the reduced rate of tax on net investment income Enter 1% of Part I, line 27b (see instructions)	5	25,653.
6	Adjusted qualifying distributions. Subtract line 5 from line 4	6	3,231,941.

Note. The amount on line 6 will be used in Part V, column (b), in subsequent years when calculating whether the foundation qualifies for the section 4940(e) reduction of tax in those years

BAA

Form 990-PF (2013)

Part XIII Undistributed Income (see instructions)

	(a) Corpus	(b) Years prior to 2012	(c) 2012	(d) 2013
1 Distributable amount for 2013 from Part XI, line 7				3,219,536.
2 Undistributed income, if any, as of the end of 2013				
a Enter amount for 2012 only			0.	
b Total for prior years 20 __, 20 __, 20 __		0.		
3 Excess distributions carryover, if any, to 2013				
a From 2008	355,181.			
b From 2009	32,814.			
c From 2010	536,601.			
d From 2011	849,597.			
e From 2012	1,220,346.			
f Total of lines 3a through e	2,994,539.			
4 Qualifying distributions for 2013 from Part XII, line 4 ▶ \$ 3,257,594.				
a Applied to 2012, but not more than line 2a			0.	
b Applied to undistributed income of prior years (Election required — see instructions)		0.		
c Treated as distributions out of corpus (Election required — see instructions)	0.			
d Applied to 2013 distributable amount				3,219,536.
e Remaining amount distributed out of corpus	38,058.			
5 Excess distributions carryover applied to 2013 (If an amount appears in column (d), the same amount must be shown in column (a).)	0.			0.
6 Enter the net total of each column as indicated below:				
a Corpus Add lines 3f, 4c, and 4e. Subtract line 5	3,032,597.			
b Prior years' undistributed income Subtract line 4b from line 2b		0.		
c Enter the amount of prior years' undistributed income for which a notice of deficiency has been issued, or on which the section 4942(a) tax has been previously assessed		0.		
d Subtract line 6c from line 6b Taxable amount — see instructions		0.		
e Undistributed income for 2012 Subtract line 4a from line 2a Taxable amount — see instructions			0.	
f Undistributed income for 2013 Subtract lines 4d and 5 from line 1 This amount must be distributed in 2014				0.
7 Amounts treated as distributions out of corpus to satisfy requirements imposed by section 170(b)(1)(F) or 4942(g)(3) (see instructions)	0.			
8 Excess distributions carryover from 2008 not applied on line 5 or line 7 (see instructions)	355,181.			
9 Excess distributions carryover to 2014. Subtract lines 7 and 8 from line 6a	2,677,416.			
10 Analysis of line 9				
a Excess from 2009	32,814.			
b Excess from 2010	536,601.			
c Excess from 2011	849,597.			
d Excess from 2012	1,220,346.			
e Excess from 2013	38,058.			

N/A

- (4) Gross investment income**

[illegible]

Form 990-PF (2013)

Part XV Supplementary Information (continued)**3 Grants and Contributions Paid During the Year or Approved for Future Payment**

Recipient		If recipient is an individual, show any relationship to any foundation manager or substantial contributor	Foundation status of recipient	Purpose of grant or contribution	Amount
Name and address (home or business)					
a <i>Paid during the year</i> SEE SCHEDULE ATTACHED ,		NONE	503-C	GENERAL PURPOSE	2,656,238.
Total					► 3 a 2,656,238.
b <i>Approved for future payment</i>					
Total					► 3 b

Part XVI-A Analysis of Income-Producing Activities

Enter gross amounts unless otherwise indicated.

Enter gross amounts unless otherwise indicated.		Unrelated business income		Excluded by section 512, 513, or 514		(e) Related or exempt function income (See instructions)
		(a) Business code	(b) Amount	(c) Exclu- sion code	(d) Amount	
1	Program service revenue					
a						
b						
c						
d						
e						
f						
g	Fees and contracts from government agencies					
2	Membership dues and assessments					
3	Interest on savings and temporary cash investments			14	70,167.	
4	Dividends and interest from securities			14	663,018.	
5	Net rental income or (loss) from real estate:					
a	Debt-financed property	531120	12,369.	38	133,683.	
b	Not debt-financed property			16	979,644.	
6	Net rental income or (loss) from personal property					
7	Other investment income			16	473,080.	
8	Gain or (loss) from sales of assets other than inventory			18	351,160.	
9	Net income or (loss) from special events					
10	Gross profit or (loss) from sales of inventory					
11	Other revenue					
a						
b						
c						
d						
e						
12	Subtotal. Add columns (b), (d), and (e)		12,369.		2,670,752.	
13	Total. Add line 12, columns (b), (d), and (e)					2,683,121.

(See worksheet in line 13 instructions to verify calculations)

Part XVI-B Relationship of Activities to the Accomplishment of Exempt Purposes

[illegible]

Form **4562**Department of the Treasury
Internal Revenue Service (99)**Depreciation and Amortization**
(Including Information on Listed Property)

▶ See separate instructions. ▶ Attach to your tax return.

OMB No 1545-0172

2013Attachment
Sequence No **179**Name(s) shown on return **HUTTON FOUNDATION
DBA HUTTON PARKER FOUNDATION**Identifying number
33-0779894

Business or activity to which this form relates

FORM 990/990-PF

Part I Election To Expense Certain Property Under Section 179**Note:** If you have any listed property, complete Part V before you complete Part I

1	Maximum amount (see instructions)	1	
2	Total cost of section 179 property placed in service (see instructions)	2	
3	Threshold cost of section 179 property before reduction in limitation (see instructions)	3	
4	Reduction in limitation Subtract line 3 from line 2. If zero or less, enter -0-	4	
5	Dollar limitation for tax year Subtract line 4 from line 1. If zero or less, enter -0-. If married filing separately, see instructions	5	
6	(a) Description of property	(b) Cost (business use only)	(c) Elected cost
7	Listed property Enter the amount from line 29	7	
8	Total elected cost of section 179 property Add amounts in column (c), lines 6 and 7	8	
9	Tentative deduction Enter the smaller of line 5 or line 8	9	
10	Carryover of disallowed deduction from line 13 of your 2012 Form 4562	10	
11	Business income limitation Enter the smaller of business income (not less than zero) or line 5 (see instrs)	11	
12	Section 179 expense deduction Add lines 9 and 10, but do not enter more than line 11	12	
13	Carryover of disallowed deduction to 2014 Add lines 9 and 10, less line 12	13	

Note: Do not use Part II or Part III below for listed property. Instead, use Part V**Part II Special Depreciation Allowance and Other Depreciation (Do not include listed property) (See instructions)**

14	Special depreciation allowance for qualified property (other than listed property) placed in service during the tax year (see instructions)	14	
15	Property subject to section 168(f)(1) election	15	
16	Other depreciation (including ACRS)	16	32,212.

Part III MACRS Depreciation (Do not include listed property) (See instructions)**Section A**

17	MACRS deductions for assets placed in service in tax years beginning before 2013	17	
18	If you are electing to group any assets placed in service during the tax year into one or more general asset accounts, check here <input type="checkbox"/>		

Section B – Assets Placed in Service During 2013 Tax Year Using the General Depreciation System

(a) Classification of property	(b) Month and year placed in service	(c) Basis for depreciation (business/investment use only — see instructions)	(d) Recovery period	(e) Convention	(f) Method	(g) Depreciation deduction
19a 3-year property						
b 5-year property						
c 7-year property						
d 10-year property						
e 15-year property						
f 20-year property						
g 25-year property			25 yrs		S/L	
h Residential rental property			27.5 yrs	MM	S/L	
i Nonresidential real property			39 yrs	MM	S/L	

Section C – Assets Placed in Service During 2013 Tax Year Using the Alternative Depreciation System

20a Class life				S/L	
b 12-year		12 yrs		S/L	
c 40-year		40 yrs	MM	S/L	

Part IV Summary (See instructions)

21	Listed property Enter amount from line 28	21	
22	Total Add amounts from line 12, lines 14 through 17, lines 19 and 20 in column (g), and line 21 Enter here and on the appropriate lines of your return Partnerships and S corporations — see instructions	22	32,212.
23	For assets shown above and placed in service during the current year, enter the portion of the basis attributable to section 263A costs	23	

Depreciation and Amortization
(Including Information on Listed Property)

OMB No 1545 0172

2013Attachment
Sequence No **179**Name(s) shown on return **HUTTON FOUNDATION**
DBA HUTTON PARKER FOUNDATIONIdentifying number
33-0779894

Business or activity to which this form relates

RENTAL ACTIVITY - 705 MCCLELLAND**Part I Election To Expense Certain Property Under Section 179***Note: If you have any listed property, complete Part V before you complete Part I*

1	Maximum amount (see instructions)	1	
2	Total cost of section 179 property placed in service (see instructions)	2	
3	Threshold cost of section 179 property before reduction in limitation (see instructions)	3	
4	Reduction in limitation Subtract line 3 from line 2. If zero or less, enter -0-	4	
5	Dollar limitation for tax year Subtract line 4 from line 1. If zero or less, enter -0-. If married filing separately, see instructions	5	
6	(a) Description of property	(b) Cost (business use only)	(c) Elected cost
7	Listed property Enter the amount from line 29	7	
8	Total elected cost of section 179 property. Add amounts in column (c), lines 6 and 7	8	
9	Tentative deduction Enter the smaller of line 5 or line 8	9	
10	Carryover of disallowed deduction from line 13 of your 2012 Form 4562	10	
11	Business income limitation Enter the smaller of business income (not less than zero) or line 5 (see instrs)	11	
12	Section 179 expense deduction Add lines 9 and 10, but do not enter more than line 11	12	
13	Carryover of disallowed deduction to 2014 Add lines 9 and 10, less line 12	13	

*Note: Do not use Part II or Part III below for listed property. Instead, use Part V***Part II Special Depreciation Allowance and Other Depreciation (Do not include listed property) (See instructions)**

14	Special depreciation allowance for qualified property (other than listed property) placed in service during the tax year (see instructions)	14	
15	Property subject to section 168(f)(1) election	15	
16	Other depreciation (including ACRS)	16	948.

Part III MACRS Depreciation (Do not include listed property) (See instructions)**Section A**

17	MACRS deductions for assets placed in service in tax years beginning before 2013	17	
18	If you are electing to group any assets placed in service during the tax year into one or more general asset accounts, check here <input type="checkbox"/>		

Section B - Assets Placed in Service During 2013 Tax Year Using the General Depreciation System

(a) Classification of property	(b) Month and year placed in service	(c) Basis for depreciation (business/investment use only - see instructions)	(d) Recovery period	(e) Convention	(f) Method	(g) Depreciation deduction
19a 3-year property						
b 5-year property						
c 7-year property						
d 10-year property						
e 15-year property						
f 20-year property						
g 25-year property			25 yrs		S/L	
h Residential rental property			27.5 yrs	MM	S/L	
i Nonresidential real property			39 yrs	MM	S/L	

Section C - Assets Placed in Service During 2013 Tax Year Using the Alternative Depreciation System

20a Class life					S/L	
b 12-year			12 yrs		S/L	
c 40-year			40 yrs	MM	S/L	

Part IV Summary (See instructions)

21	Listed property Enter amount from line 28	21	
22	Total. Add amounts from line 12, lines 14 through 17, lines 19 and 20 in column (g), and line 21. Enter here and on the appropriate lines of your return. Partnerships and S corporations - see instructions	22	948.
23	For assets shown above and placed in service during the current year, enter the portion of the basis attributable to section 263A costs	23	

Form **4562**Department of the Treasury
Internal Revenue Service (99)**Depreciation and Amortization**
(Including Information on Listed Property)

OMB No 1545 0172

2013Attachment
Sequence No **179**Name(s) shown on return **HUTTON FOUNDATION
DBA HUTTON PARKER FOUNDATION**Identifying number
33-0779894

Business or activity to which this form relates

RENTAL ACTIVITY - 26 ANAPAMU**Part I Election To Expense Certain Property Under Section 179****Note:** If you have any listed property, complete Part V before you complete Part I

1	Maximum amount (see instructions)	1	
2	Total cost of section 179 property placed in service (see instructions)	2	
3	Threshold cost of section 179 property before reduction in limitation (see instructions)	3	
4	Reduction in limitation. Subtract line 3 from line 2. If zero or less, enter -0-	4	
5	Dollar limitation for tax year. Subtract line 4 from line 1. If zero or less, enter -0-. If married filing separately, see instructions	5	
6	(a) Description of property	(b) Cost (business use only)	(c) Elected cost
7	Listed property. Enter the amount from line 29	7	
8	Total elected cost of section 179 property. Add amounts in column (c), lines 6 and 7	8	
9	Tentative deduction. Enter the smaller of line 5 or line 8	9	
10	Carryover of disallowed deduction from line 13 of your 2012 Form 4562	10	
11	Business income limitation. Enter the smaller of business income (not less than zero) or line 5 (see instrs)	11	
12	Section 179 expense deduction. Add lines 9 and 10, but do not enter more than line 11	12	
13	Carryover of disallowed deduction to 2014. Add lines 9 and 10, less line 12	13	

Note: Do not use Part II or Part III below for listed property. Instead, use Part V**Part II Special Depreciation Allowance and Other Depreciation (Do not include listed property) (See instructions)**

14	Special depreciation allowance for qualified property (other than listed property) placed in service during the tax year (see instructions)	14	
15	Property subject to section 168(f)(1) election	15	
16	Other depreciation (including ACRS)	16	35,544.

Part III MACRS Depreciation (Do not include listed property) (See instructions.)**Section A**

17	MACRS deductions for assets placed in service in tax years beginning before 2013	17	
18	If you are electing to group any assets placed in service during the tax year into one or more general asset accounts, check here <input type="checkbox"/>		

Section B - Assets Placed in Service During 2013 Tax Year Using the General Depreciation System

(a) Classification of property	(b) Month and year placed in service	(c) Basis for depreciation (business/investment use only - see instructions)	(d) Recovery period	(e) Convention	(f) Method	(g) Depreciation deduction
19a 3-year property						
b 5-year property						
c 7-year property						
d 10-year property						
e 15-year property						
f 20-year property						
g 25-year property			25 yrs		S/L	
h Residential rental property			27.5 yrs	MM	S/L	
i Nonresidential real property			39 yrs	MM	S/L	

Section C - Assets Placed in Service During 2013 Tax Year Using the Alternative Depreciation System

20a Class life					S/L	
b 12-year			12 yrs		S/L	
c 40-year			40 yrs	MM	S/L	

Part IV Summary (See instructions)

21	Listed property. Enter amount from line 28	21	
22	Total. Add amounts from line 12, lines 14 through 17, lines 19 and 20 in column (g), and line 21. Enter here and on the appropriate lines of your return. Partnerships and S corporations - see instructions	22	35,544.
23	For assets shown above and placed in service during the current year, enter the portion of the basis attributable to section 263A costs	23	

BAA For Paperwork Reduction Act Notice, see separate instructions.

FDIZ0812L 06/10/13

Form **4562** (2013)

Form **4562**Department of the Treasury
Internal Revenue Service (99)**Depreciation and Amortization**
(Including Information on Listed Property)

OMB No 1545 0172

2013Attachment
Sequence No **179**Name(s) shown on return **HUTTON FOUNDATION
DBA HUTTON PARKER FOUNDATION**Identifying number
33-0779894

Business or activity to which this form relates

RENTAL ACTIVITY - 1330 STATE STREET**Part I Election To Expense Certain Property Under Section 179***Note: If you have any listed property, complete Part V before you complete Part I*

1	Maximum amount (see instructions)	1	
2	Total cost of section 179 property placed in service (see instructions)	2	
3	Threshold cost of section 179 property before reduction in limitation (see instructions)	3	
4	Reduction in limitation Subtract line 3 from line 2. If zero or less, enter -0-	4	
5	Dollar limitation for tax year Subtract line 4 from line 1. If zero or less, enter -0-. If married filing separately, see instructions	5	
6	(a) Description of property	(b) Cost (business use only)	(c) Elected cost
7	Listed property Enter the amount from line 29	7	
8	Total elected cost of section 179 property Add amounts in column (c), lines 6 and 7	8	
9	Tentative deduction Enter the smaller of line 5 or line 8	9	
10	Carryover of disallowed deduction from line 13 of your 2012 Form 4562	10	
11	Business income limitation Enter the smaller of business income (not less than zero) or line 5 (see instrs)	11	
12	Section 179 expense deduction Add lines 9 and 10, but do not enter more than line 11	12	
13	Carryover of disallowed deduction to 2014 Add lines 9 and 10, less line 12	13	

*Note: Do not use Part II or Part III below for listed property. Instead, use Part V***Part II Special Depreciation Allowance and Other Depreciation (Do not include listed property) (See instructions)**

14	Special depreciation allowance for qualified property (other than listed property) placed in service during the tax year (see instructions)	14	
15	Property subject to section 168(f)(1) election	15	
16	Other depreciation (including ACRS)	16	67,564.

Part III MACRS Depreciation (Do not include listed property) (See instructions)**Section A**

17	MACRS deductions for assets placed in service in tax years beginning before 2013	17	
18	If you are electing to group any assets placed in service during the tax year into one or more general asset accounts, check here <input type="checkbox"/>		

Section B - Assets Placed in Service During 2013 Tax Year Using the General Depreciation System

(a) Classification of property	(b) Month and year placed in service	(c) Basis for depreciation (business/investment use only - see instructions)	(d) Recovery period	(e) Convention	(f) Method	(g) Depreciation deduction
19a 3-year property						
b 5-year property						
c 7-year property						
d 10-year property						
e 15-year property						
f 20-year property						
g 25-year property			25 yrs		S/L	
h Residential rental property			27.5 yrs	MM	S/L	
i Nonresidential real property			39 yrs	MM	S/L	

Section C - Assets Placed in Service During 2013 Tax Year Using the Alternative Depreciation System

20a Class life					S/L	
b 12-year			12 yrs		S/L	
c 40-year			40 yrs	MM	S/L	

Part IV Summary (See instructions)

21	Listed property Enter amount from line 28	21	
22	Total. Add amounts from line 12, lines 14 through 17, lines 19 and 20 in column (g), and line 21 Enter here and on the appropriate lines of your return Partnerships and S corporations - see instructions	22	67,564.
23	For assets shown above and placed in service during the current year, enter the portion of the basis attributable to section 263A costs	23	

Form **4562**Department of the Treasury
Internal Revenue Service (99)**Depreciation and Amortization**
(Including Information on Listed Property)

▶ See separate instructions. ▶ Attach to your tax return.

OMB No 1545-0172

2013Attachment
Sequence No **179**Name(s) shown on return **HUTTON FOUNDATION
DBA HUTTON PARKER FOUNDATION**Identifying number
33-0779894

Business or activity to which this form relates

RENTAL ACTIVITY - 1124 CASTILLO**Part I Election To Expense Certain Property Under Section 179****Note:** If you have any listed property, complete Part V before you complete Part I

1	Maximum amount (see instructions)	1	
2	Total cost of section 179 property placed in service (see instructions)	2	
3	Threshold cost of section 179 property before reduction in limitation (see instructions)	3	
4	Reduction in limitation Subtract line 3 from line 2. If zero or less, enter -0-	4	
5	Dollar limitation for tax year Subtract line 4 from line 1. If zero or less, enter -0-. If married filing separately, see instructions	5	
6	(a) Description of property	(b) Cost (business use only)	(c) Elected cost
7	Listed property Enter the amount from line 29	7	
8	Total elected cost of section 179 property Add amounts in column (c), lines 6 and 7	8	
9	Tentative deduction Enter the smaller of line 5 or line 8	9	
10	Carryover of disallowed deduction from line 13 of your 2012 Form 4562	10	
11	Business income limitation Enter the smaller of business income (not less than zero) or line 5 (see instrs)	11	
12	Section 179 expense deduction Add lines 9 and 10, but do not enter more than line 11	12	
13	Carryover of disallowed deduction to 2014 Add lines 9 and 10, less line 12	13	

Note: Do not use Part II or Part III below for listed property. Instead, use Part V**Part II Special Depreciation Allowance and Other Depreciation (Do not include listed property) (See instructions)**

14	Special depreciation allowance for qualified property (other than listed property) placed in service during the tax year (see instructions)	14	
15	Property subject to section 168(f)(1) election	15	
16	Other depreciation (including ACRS)	16	7,450.

Part III MACRS Depreciation (Do not include listed property) (See instructions)**Section A**

17	MACRS deductions for assets placed in service in tax years beginning before 2013	17	
18	If you are electing to group any assets placed in service during the tax year into one or more general asset accounts, check here. <input type="checkbox"/>		

Section B - Assets Placed in Service During 2013 Tax Year Using the General Depreciation System

(a) Classification of property	(b) Month and year placed in service	(c) Basis for depreciation (business/investment use only - see instructions)	(d) Recovery period	(e) Convention	(f) Method	(g) Depreciation deduction
19a 3-year property						
b 5-year property						
c 7-year property						
d 10-year property						
e 15-year property						
f 20-year property						
g 25-year property			25 yrs		S/L	
h Residential rental property			27.5 yrs	MM	S/L	
i Nonresidential real property			27.5 yrs	MM	S/L	
			39 yrs	MM	S/L	
				MM	S/L	

Section C - Assets Placed in Service During 2013 Tax Year Using the Alternative Depreciation System

20a Class life					S/L	
b 12-year			12 yrs		S/L	
c 40-year			40 yrs	MM	S/L	

Part IV Summary (See instructions)

21	Listed property Enter amount from line 28	21	
22	Total. Add amounts from line 12, lines 14 through 17, lines 19 and 20 in column (g), and line 21 Enter here and on the appropriate lines of your return. Partnerships and S corporations - see instructions	22	7,450.
23	For assets shown above and placed in service during the current year, enter the portion of the basis attributable to section 263A costs	23	

Depreciation and Amortization
(Including Information on Listed Property)

OMB No 1545-0172

2013Attachment
Sequence No **179**Name(s) shown on return **HUTTON FOUNDATION
DBA HUTTON PARKER FOUNDATION**Identifying number
33-0779894

Business or activity to which this form relates

RENTAL ACTIVITY - 1530 CHAPALA**Part I Election To Expense Certain Property Under Section 179****Note:** If you have any listed property, complete Part V before you complete Part I

1	Maximum amount (see instructions)	1	
2	Total cost of section 179 property placed in service (see instructions)	2	
3	Threshold cost of section 179 property before reduction in limitation (see instructions)	3	
4	Reduction in limitation Subtract line 3 from line 2. If zero or less, enter -0-	4	
5	Dollar limitation for tax year Subtract line 4 from line 1. If zero or less, enter -0-. If married filing separately, see instructions	5	
6	(a) Description of property	(b) Cost (business use only)	(c) Elected cost
7	Listed property. Enter the amount from line 29	7	
8	Total elected cost of section 179 property. Add amounts in column (c), lines 6 and 7	8	
9	Tentative deduction. Enter the smaller of line 5 or line 8	9	
10	Carryover of disallowed deduction from line 13 of your 2012 Form 4562	10	
11	Business income limitation. Enter the smaller of business income (not less than zero) or line 5 (see instrs)	11	
12	Section 179 expense deduction. Add lines 9 and 10, but do not enter more than line 11	12	
13	Carryover of disallowed deduction to 2014. Add lines 9 and 10, less line 12	13	

Note: Do not use Part II or Part III below for listed property. Instead, use Part V**Part II Special Depreciation Allowance and Other Depreciation (Do not include listed property) (See instructions)**

14	Special depreciation allowance for qualified property (other than listed property) placed in service during the tax year (see instructions)	14	
15	Property subject to section 168(f)(1) election	15	
16	Other depreciation (including ACRS)	16	10,663.

Part III MACRS Depreciation (Do not include listed property) (See instructions)**Section A**

17	MACRS deductions for assets placed in service in tax years beginning before 2013	17	
18	If you are electing to group any assets placed in service during the tax year into one or more general asset accounts, check here <input type="checkbox"/>		

Section B - Assets Placed in Service During 2013 Tax Year Using the General Depreciation System

(a) Classification of property	(b) Month and year placed in service	(c) Basis for depreciation (business/investment use only - see instructions)	(d) Recovery period	(e) Convention	(f) Method	(g) Depreciation deduction
19a 3-year property						
b 5-year property						
c 7-year property						
d 10-year property						
e 15-year property						
f 20-year property						
g 25-year property			25 yrs		S/L	
h Residential rental property			27.5 yrs	MM	S/L	
i Nonresidential real property			27.5 yrs	MM	S/L	
			39 yrs	MM	S/L	
				MM	S/L	

Section C - Assets Placed in Service During 2013 Tax Year Using the Alternative Depreciation System

20a Class life					S/L	
b 12-year			12 yrs		S/L	
c 40-year			40 yrs	MM	S/L	

Part IV Summary (See instructions)

21	Listed property. Enter amount from line 28	21	
22	Total. Add amounts from line 12, lines 14 through 17, lines 19 and 20 in column (g), and line 21. Enter here and on the appropriate lines of your return. Partnerships and S corporations - see instructions	22	10,663.
23	For assets shown above and placed in service during the current year, enter the portion of the basis attributable to section 263A costs	23	

Depreciation and Amortization
(Including Information on Listed Property)

▶ See separate instructions. ▶ Attach to your tax return.

OMB No 1545-0172

2013Attachment
Sequence No **179**Name(s) shown on return **HUTTON FOUNDATION
DBA HUTTON PARKER FOUNDATION**Identifying number
33-0779894

Business or activity to which this form relates

RENTAL ACTIVITY - 608-612 ANACAPA**Part I Election To Expense Certain Property Under Section 179***Note: If you have any listed property, complete Part V before you complete Part I*

1	Maximum amount (see instructions)	1	
2	Total cost of section 179 property placed in service (see instructions)	2	
3	Threshold cost of section 179 property before reduction in limitation (see instructions)	3	
4	Reduction in limitation Subtract line 3 from line 2. If zero or less, enter -0-	4	
5	Dollar limitation for tax year Subtract line 4 from line 1. If zero or less, enter -0-. If married filing separately, see instructions	5	
6	(a) Description of property	(b) Cost (business use only)	(c) Elected cost
7	Listed property Enter the amount from line 29	7	
8	Total elected cost of section 179 property Add amounts in column (c), lines 6 and 7	8	
9	Tentative deduction Enter the smaller of line 5 or line 8	9	
10	Carryover of disallowed deduction from line 13 of your 2012 Form 4562	10	
11	Business income limitation Enter the smaller of business income (not less than zero) or line 5 (see instrs)	11	
12	Section 179 expense deduction Add lines 9 and 10, but do not enter more than line 11	12	
13	Carryover of disallowed deduction to 2014 Add lines 9 and 10, less line 12	13	

*Note: Do not use Part II or Part III below for listed property. Instead, use Part V***Part II Special Depreciation Allowance and Other Depreciation (Do not include listed property) (See instructions)**

14	Special depreciation allowance for qualified property (other than listed property) placed in service during the tax year (see instructions)	14	
15	Property subject to section 168(f)(1) election	15	
16	Other depreciation (including ACRS)	16	

Part III MACRS Depreciation (Do not include listed property) (See instructions)**Section A**

17	MACRS deductions for assets placed in service in tax years beginning before 2013	17	249,615.
18	If you are electing to group any assets placed in service during the tax year into one or more general asset accounts, check here <input type="checkbox"/>		

Section B - Assets Placed in Service During 2013 Tax Year Using the General Depreciation System

(a) Classification of property	(b) Month and year placed in service	(c) Basis for depreciation (business/investment use only - see instructions)	(d) Recovery period	(e) Convention	(f) Method	(g) Depreciation deduction
19a 3-year property						
b 5-year property						
c 7-year property						
d 10-year property						
e 15-year property		352,809.	15	HY	150DB	17,640.
f 20-year property						
g 25-year property			25 yrs		S/L	
h Residential rental property			27.5 yrs	MM	S/L	
i Nonresidential real property			27.5 yrs	MM	S/L	
			39 yrs	MM	S/L	

Section C - Assets Placed in Service During 2013 Tax Year Using the Alternative Depreciation System

20a Class life					S/L	
b 12-year			12 yrs		S/L	
c 40-year			40 yrs	MM	S/L	

Part IV Summary (See instructions)

21	Listed property. Enter amount from line 28	21	
22	Total Add amounts from line 12, lines 14 through 17, lines 19 and 20 in column (g), and line 21. Enter here and on the appropriate lines of your return. Partnerships and S corporations - see instructions	22	267,255.
23	For assets shown above and placed in service during the current year, enter the portion of the basis attributable to section 263A costs	23	

Part V Listed Property (Include automobiles, certain other vehicles, certain computers, and property used for entertainment, recreation, or amusement.)

Note: For any vehicle for which you are using the standard mileage rate or deducting lease expense, complete only 24a, 24b, columns (a) through (c) of Section A, all of Section B, and Section C if applicable.

Section A – Depreciation and Other Information (Caution: See the instructions for limits for passenger automobiles.)

24a Do you have evidence to support the business/investment use claimed? <input type="checkbox"/> Yes <input type="checkbox"/> No					24b If 'Yes,' is the evidence written? <input type="checkbox"/> Yes <input type="checkbox"/> No				
(a) Type of property (list vehicles first)	(b) Date placed in service	(c) Business/ investment use percentage	(d) Cost or other basis	(e) Basis for depreciation (business/investment use only)	(f) Recovery period	(g) Method/ Convention	(h) Depreciation deduction	(i) Elected section 179 cost	
25 Special depreciation allowance for qualified listed property placed in service during the tax year and used more than 50% in a qualified business use (see instructions)								25	
26 Property used more than 50% in a qualified business use									
27 Property used 50% or less in a qualified business use.									
28 Add amounts in column (h), lines 25 through 27. Enter here and on line 21, page 1								28	
29 Add amounts in column (i), line 26. Enter here and on line 7, page 1								29	

Section B – Information on Use of Vehicles

Complete this section for vehicles used by a sole proprietor, partner, or other 'more than 5% owner,' or related person. If you provided vehicles to your employees, first answer the questions in Section C to see if you meet an exception to completing this section for those vehicles.

	(a) Vehicle 1	(b) Vehicle 2	(c) Vehicle 3	(d) Vehicle 4	(e) Vehicle 5	(f) Vehicle 6
30 Total business/investment miles driven during the year (do not include commuting miles)						
31 Total commuting miles driven during the year						
32 Total other personal (noncommuting) miles driven						
33 Total miles driven during the year. Add lines 30 through 32						
	Yes	No	Yes	No	Yes	No
34 Was the vehicle available for personal use during off-duty hours?						
35 Was the vehicle used primarily by a more than 5% owner or related person?						
36 Is another vehicle available for personal use?						

Section C – Questions for Employers Who Provide Vehicles for Use by Their Employees

Answer these questions to determine if you meet an exception to completing Section B for vehicles used by employees who are not more than 5% owners or related persons (see instructions).

	Yes	No
37 Do you maintain a written policy statement that prohibits all personal use of vehicles, including commuting, by your employees?		
38 Do you maintain a written policy statement that prohibits personal use of vehicles, except commuting, by your employees? See the instructions for vehicles used by corporate officers, directors, or 1% or more owners.		
39 Do you treat all use of vehicles by employees as personal use?		
40 Do you provide more than five vehicles to your employees, obtain information from your employees about the use of the vehicles, and retain the information received?		
41 Do you meet the requirements concerning qualified automobile demonstration use? (See instructions.)		
Note: If your answer to 37, 38, 39, 40, or 41 is 'Yes,' do not complete Section B for the covered vehicles.		

Part VI Amortization

(a) Description of costs	(b) Date amortization begins	(c) Amortizable amount	(d) Code section	(e) Amortization period or percentage	(f) Amortization for this year
42 Amortization of costs that begins during your 2013 tax year (see instructions)					
43 Amortization of costs that began before your 2013 tax year					43
					3,040.
44 Total. Add amounts in column (f). See the instructions for where to report					44
					3,040.

Depreciation and Amortization (Including Information on Listed Property)

OMB No 1545-0172

2013

Department of the Treasury
Internal Revenue Service (99)

▶ See separate instructions. ▶ Attach to your tax return.

Attachment
Sequence No 179Name(s) shown on return HUTTON FOUNDATION
DBA HUTTON PARKER FOUNDATIONIdentifying number
33-0779894

Business or activity to which this form relates

RENTAL ACTIVITY - 21 ARRELLAGA

Part I Election To Expense Certain Property Under Section 179

Note: If you have any listed property, complete Part V before you complete Part I

1	Maximum amount (see instructions)	1	
2	Total cost of section 179 property placed in service (see instructions)	2	
3	Threshold cost of section 179 property before reduction in limitation (see instructions)	3	
4	Reduction in limitation Subtract line 3 from line 2. If zero or less, enter -0-	4	
5	Dollar limitation for tax year. Subtract line 4 from line 1. If zero or less, enter -0-. If married filing separately, see instructions	5	
6	(a) Description of property	(b) Cost (business use only)	(c) Elected cost
7	Listed property Enter the amount from line 29	7	
8	Total elected cost of section 179 property Add amounts in column (c), lines 6 and 7	8	
9	Tentative deduction Enter the smaller of line 5 or line 8	9	
10	Carryover of disallowed deduction from line 13 of your 2012 Form 4562	10	
11	Business income limitation Enter the smaller of business income (not less than zero) or line 5 (see instrs)	11	
12	Section 179 expense deduction Add lines 9 and 10, but do not enter more than line 11	12	
13	Carryover of disallowed deduction to 2014 Add lines 9 and 10, less line 12	13	

Note: Do not use Part II or Part III below for listed property. Instead, use Part V

Part II Special Depreciation Allowance and Other Depreciation (Do not include listed property) (See instructions)

14	Special depreciation allowance for qualified property (other than listed property) placed in service during the tax year (see instructions)	14	
15	Property subject to section 168(f)(1) election	15	
16	Other depreciation (including ACRS)	16	12,660.

Part III MACRS Depreciation (Do not include listed property) (See instructions)**Section A**

17	MACRS deductions for assets placed in service in tax years beginning before 2013	17	
18	If you are electing to group any assets placed in service during the tax year into one or more general asset accounts, check here. <input type="checkbox"/>		

Section B - Assets Placed in Service During 2013 Tax Year Using the General Depreciation System

(a) Classification of property	(b) Month and year placed in service	(c) Basis for depreciation (business/investment use only - see instructions)	(d) Recovery period	(e) Convention	(f) Method	(g) Depreciation deduction
19a 3-year property						
b 5-year property						
c 7-year property						
d 10-year property						
e 15-year property						
f 20-year property						
g 25-year property			25 yrs		S/L	
h Residential rental property			27.5 yrs	MM	S/L	
i Nonresidential real property			39 yrs	MM	S/L	

Section C - Assets Placed in Service During 2013 Tax Year Using the Alternative Depreciation System

20a Class life					S/L	
b 12-year			12 yrs		S/L	
c 40-year			40 yrs	MM	S/L	

Part IV Summary (See instructions.)

21	Listed property Enter amount from line 28	21	
22	Total. Add amounts from line 12, lines 14 through 17, lines 19 and 20 in column (g), and line 21 Enter here and on the appropriate lines of your return. Partnerships and S corporations - see instructions	22	12,660.
23	For assets shown above and placed in service during the current year, enter the portion of the basis attributable to section 263A costs	23	

Depreciation and Amortization (Including Information on Listed Property)

OMB No 1545-0172

2013

Department of the Treasury
Internal Revenue Service (99)

▶ See separate instructions. ▶ Attach to your tax return.

Attachment
Sequence No 179Name(s) shown on return HUTTON FOUNDATION
DBA HUTTON PARKER FOUNDATIONIdentifying number
33-0779894

Business or activity to which this form relates

RENTAL ACTIVITY - 700 MILPAS

Part I Election To Expense Certain Property Under Section 179

Note: If you have any listed property, complete Part V before you complete Part I

1	Maximum amount (see instructions)	1	
2	Total cost of section 179 property placed in service (see instructions)	2	
3	Threshold cost of section 179 property before reduction in limitation (see instructions)	3	
4	Reduction in limitation Subtract line 3 from line 2. If zero or less, enter -0-	4	
5	Dollar limitation for tax year Subtract line 4 from line 1. If zero or less, enter -0- If married filing separately, see instructions	5	
6	(a) Description of property	(b) Cost (business use only)	(c) Elected cost
7	Listed property. Enter the amount from line 29	7	
8	Total elected cost of section 179 property Add amounts in column (c), lines 6 and 7	8	
9	Tentative deduction Enter the smaller of line 5 or line 8	9	
10	Carryover of disallowed deduction from line 13 of your 2012 Form 4562	10	
11	Business income limitation. Enter the smaller of business income (not less than zero) or line 5 (see instrs)	11	
12	Section 179 expense deduction Add lines 9 and 10, but do not enter more than line 11	12	
13	Carryover of disallowed deduction to 2014 Add lines 9 and 10, less line 12	13	

Note: Do not use Part II or Part III below for listed property. Instead, use Part V

Part II Special Depreciation Allowance and Other Depreciation (Do not include listed property) (See instructions)

14	Special depreciation allowance for qualified property (other than listed property) placed in service during the tax year (see instructions)	14	
15	Property subject to section 168(f)(1) election	15	
16	Other depreciation (including ACRS)	16	20,123.

Part III MACRS Depreciation (Do not include listed property) (See instructions)**Section A**

17	MACRS deductions for assets placed in service in tax years beginning before 2013	17	
18	If you are electing to group any assets placed in service during the tax year into one or more general asset accounts, check here <input type="checkbox"/>		

Section B - Assets Placed in Service During 2013 Tax Year Using the General Depreciation System

(a) Classification of property	(b) Month and year placed in service	(c) Basis for depreciation (business/investment use only - see instructions)	(d) Recovery period	(e) Convention	(f) Method	(g) Depreciation deduction
19a 3-year property						
b 5-year property						
c 7-year property						
d 10-year property						
e 15-year property						
f 20-year property						
g 25-year property			25 yrs		S/L	
h Residential rental property			27.5 yrs	MM	S/L	
i Nonresidential real property			27.5 yrs	MM	S/L	
			39 yrs	MM	S/L	

Section C - Assets Placed in Service During 2013 Tax Year Using the Alternative Depreciation System

20a Class life					S/L	
b 12-year			12 yrs		S/L	
c 40-year			40 yrs	MM	S/L	

Part IV Summary (See instructions)

21	Listed property. Enter amount from line 28	21	
22	Total. Add amounts from line 12, lines 14 through 17, lines 19 and 20 in column (g), and line 21. Enter here and on the appropriate lines of your return. Partnerships and S corporations - see instructions	22	20,123.
23	For assets shown above and placed in service during the current year, enter the portion of the basis attributable to section 263A costs	23	

Depreciation and Amortization
(Including Information on Listed Property)

OMB No 1545-0172

2013Attachment
Sequence No **179**

▶ See separate instructions. ▶ Attach to your tax return.

Name(s) shown on return **HUTTON FOUNDATION
DBA HUTTON PARKER FOUNDATION**Identifying number
33-0779894

Business or activity to which this form relates

RENTAL ACTIVITY - 6842 PHELPS**Part I Election To Expense Certain Property Under Section 179****Note:** If you have any listed property, complete Part V before you complete Part I

1	Maximum amount (see instructions)	1	
2	Total cost of section 179 property placed in service (see instructions)	2	
3	Threshold cost of section 179 property before reduction in limitation (see instructions)	3	
4	Reduction in limitation Subtract line 3 from line 2. If zero or less, enter -0-	4	
5	Dollar limitation for tax year Subtract line 4 from line 1. If zero or less, enter -0-. If married filing separately, see instructions	5	
6	(a) Description of property	(b) Cost (business use only)	(c) Elected cost
7	Listed property Enter the amount from line 29	7	
8	Total elected cost of section 179 property Add amounts in column (c), lines 6 and 7	8	
9	Tentative deduction Enter the smaller of line 5 or line 8	9	
10	Carryover of disallowed deduction from line 13 of your 2012 Form 4562	10	
11	Business income limitation Enter the smaller of business income (not less than zero) or line 5 (see instrs)	11	
12	Section 179 expense deduction Add lines 9 and 10, but do not enter more than line 11	12	
13	Carryover of disallowed deduction to 2014 Add lines 9 and 10, less line 12	13	

Note: Do not use Part II or Part III below for listed property. Instead, use Part V**Part II Special Depreciation Allowance and Other Depreciation (Do not include listed property) (See instructions)**

14	Special depreciation allowance for qualified property (other than listed property) placed in service during the tax year (see instructions)	14	
15	Property subject to section 168(f)(1) election	15	
16	Other depreciation (including ACRS)	16	3,756.

Part III MACRS Depreciation (Do not include listed property) (See instructions.)**Section A**

17	MACRS deductions for assets placed in service in tax years beginning before 2013	17	
18	If you are electing to group any assets placed in service during the tax year into one or more general asset accounts, check here. <input type="checkbox"/>		

Section B - Assets Placed in Service During 2013 Tax Year Using the General Depreciation System

(a) Classification of property	(b) Month and year placed in service	(c) Basis for depreciation (business/investment use only - see instructions)	(d) Recovery period	(e) Convention	(f) Method	(g) Depreciation deduction
19a 3-year property						
b 5-year property						
c 7-year property						
d 10-year property						
e 15-year property						
f 20-year property						
g 25-year property			25 yrs		S/L	
h Residential rental property			27.5 yrs	MM	S/L	
i Nonresidential real property			39 yrs	MM	S/L	

Section C - Assets Placed in Service During 2013 Tax Year Using the Alternative Depreciation System

20a Class life					S/L	
b 12-year			12 yrs		S/L	
c 40-year			40 yrs	MM	S/L	

Part IV Summary (See instructions)

21	Listed property Enter amount from line 28	21	
22	Total. Add amounts from line 12, lines 14 through 17, lines 19 and 20 in column (g), and line 21. Enter here and on the appropriate lines of your return. Partnerships and S corporations - see instructions	22	3,756.
23	For assets shown above and placed in service during the current year, enter the portion of the basis attributable to section 263A costs	23	

Form **4562**Department of the Treasury
Internal Revenue Service (99)**Depreciation and Amortization**
(Including Information on Listed Property)

OMB No 1545 0172

2013Attachment
Sequence No **179**

▶ See separate instructions. ▶ Attach to your tax return.

Name(s) shown on return **HUTTON FOUNDATION
DBA HUTTON PARKER FOUNDATION**Identifying number
33-0779894

Business or activity to which this form relates

RENTAL ACTIVITY - 5624 HOLLISTER**Part I Election To Expense Certain Property Under Section 179****Note:** If you have any listed property, complete Part V before you complete Part I

1	Maximum amount (see instructions)	1	
2	Total cost of section 179 property placed in service (see instructions)	2	
3	Threshold cost of section 179 property before reduction in limitation (see instructions)	3	
4	Reduction in limitation Subtract line 3 from line 2. If zero or less, enter -0-	4	
5	Dollar limitation for tax year Subtract line 4 from line 1. If zero or less, enter -0-. If married filing separately, see instructions	5	
6	(a) Description of property	(b) Cost (business use only)	(c) Elected cost
7	Listed property Enter the amount from line 29	7	
8	Total elected cost of section 179 property Add amounts in column (c), lines 6 and 7	8	
9	Tentative deduction Enter the smaller of line 5 or line 8	9	
10	Carryover of disallowed deduction from line 13 of your 2012 Form 4562	10	
11	Business income limitation Enter the smaller of business income (not less than zero) or line 5 (see instrs)	11	
12	Section 179 expense deduction Add lines 9 and 10, but do not enter more than line 11	12	
13	Carryover of disallowed deduction to 2014 Add lines 9 and 10, less line 12	13	

Note: Do not use Part II or Part III below for listed property. Instead, use Part V**Part II Special Depreciation Allowance and Other Depreciation (Do not include listed property) (See instructions)**

14	Special depreciation allowance for qualified property (other than listed property) placed in service during the tax year (see instructions)	14	
15	Property subject to section 168(f)(1) election	15	
16	Other depreciation (including ACRS)	16	42,270.

Part III MACRS Depreciation (Do not include listed property) (See instructions)**Section A**

17	MACRS deductions for assets placed in service in tax years beginning before 2013	17	
18	If you are electing to group any assets placed in service during the tax year into one or more general asset accounts, check here. <input type="checkbox"/>		

Section B - Assets Placed in Service During 2013 Tax Year Using the General Depreciation System

(a) Classification of property	(b) Month and year placed in service	(c) Basis for depreciation (business/investment use only - see instructions)	(d) Recovery period	(e) Convention	(f) Method	(g) Depreciation deduction
19a 3-year property						
b 5-year property						
c 7-year property						
d 10-year property						
e 15-year property						
f 20-year property						
g 25-year property			25 yrs		S/L	
h Residential rental property			27.5 yrs	MM	S/L	
i Nonresidential real property			27.5 yrs	MM	S/L	
			39 yrs	MM	S/L	
				MM	S/L	

Section C - Assets Placed in Service During 2013 Tax Year Using the Alternative Depreciation System

20a Class life					S/L	
b 12-year			12 yrs		S/L	
c 40-year			40 yrs	MM	S/L	

Part IV Summary (See instructions)

21	Listed property Enter amount from line 28	21	
22	Total. Add amounts from line 12, lines 14 through 17, lines 19 and 20 in column (g), and line 21. Enter here and on the appropriate lines of your return. Partnerships and S corporations - see instructions	22	42,270.
23	For assets shown above and placed in service during the current year, enter the portion of the basis attributable to section 263A costs	23	

BAA For Paperwork Reduction Act Notice, see separate instructions.

FDI20812L 06/10/13

Form **4562** (2013)

Part V Listed Property (Include automobiles, certain other vehicles, certain computers, and property used for entertainment, recreation, or amusement.)

Note: For any vehicle for which you are using the standard mileage rate or deducting lease expense, complete only 24a, 24b, columns (a) through (c) of Section A, all of Section B, and Section C if applicable.

Section A – Depreciation and Other Information (Caution: See the instructions for limits for passenger automobiles.)

24a Do you have evidence to support the business/investment use claimed? <input type="checkbox"/> Yes <input type="checkbox"/> No						24b If 'Yes,' is the evidence written? <input type="checkbox"/> Yes <input type="checkbox"/> No			
(a) Type of property (list vehicles first)	(b) Date placed in service	(c) Business/ investment use percentage	(d) Cost or other basis	(e) Basis for depreciation (business/investment use only)	(f) Recovery period	(g) Method/ Convention	(h) Depreciation deduction	(i) Elected section 179 cost	
25 Special depreciation allowance for qualified listed property placed in service during the tax year and used more than 50% in a qualified business use (see instructions)							25		
26 Property used more than 50% in a qualified business use									
27 Property used 50% or less in a qualified business use									
28 Add amounts in column (h), lines 25 through 27. Enter here and on line 21, page 1							28		
29 Add amounts in column (i), line 26. Enter here and on line 7, page 1								29	

Section B – Information on Use of Vehicles

Complete this section for vehicles used by a sole proprietor, partner, or other 'more than 5% owner,' or related person. If you provided vehicles to your employees, first answer the questions in Section C to see if you meet an exception to completing this section for those vehicles.

	(a) Vehicle 1		(b) Vehicle 2		(c) Vehicle 3		(d) Vehicle 4		(e) Vehicle 5		(f) Vehicle 6	
	Yes	No	Yes	No	Yes	No	Yes	No	Yes	No	Yes	No
30 Total business/investment miles driven during the year (do not include commuting miles)												
31 Total commuting miles driven during the year												
32 Total other personal (noncommuting) miles driven												
33 Total miles driven during the year. Add lines 30 through 32												
34 Was the vehicle available for personal use during off-duty hours?												
35 Was the vehicle used primarily by a more than 5% owner or related person?												
36 Is another vehicle available for personal use?												

Section C – Questions for Employers Who Provide Vehicles for Use by Their Employees

Answer these questions to determine if you meet an exception to completing Section B for vehicles used by employees who are not more than 5% owners or related persons (see instructions).

	Yes	No
37 Do you maintain a written policy statement that prohibits all personal use of vehicles, including commuting, by your employees?		
38 Do you maintain a written policy statement that prohibits personal use of vehicles, except commuting, by your employees? See the instructions for vehicles used by corporate officers, directors, or 1% or more owners.		
39 Do you treat all use of vehicles by employees as personal use?		
40 Do you provide more than five vehicles to your employees, obtain information from your employees about the use of the vehicles, and retain the information received?		
41 Do you meet the requirements concerning qualified automobile demonstration use? (See instructions.)		

Note: If your answer to 37, 38, 39, 40, or 41 is 'Yes,' do not complete Section B for the covered vehicles.

Part VI Amortization

(a) Description of costs	(b) Date amortization begins	(c) Amortizable amount	(d) Code section	(e) Amortization period or percentage	(f) Amortization for this year	
42 Amortization of costs that begins during your 2013 tax year (see instructions)						
43 Amortization of costs that began before your 2013 tax year					43	1,479.
44 Total. Add amounts in column (f). See the instructions for where to report					44	1,479.

Depreciation and Amortization
(Including Information on Listed Property)

OMB No 1545-0172

2013

Department of the Treasury
Internal Revenue Service (99)

▶ See separate instructions. ▶ Attach to your tax return.

Attachment
Sequence No 179Name(s) shown on return HUTTON FOUNDATION
DBA HUTTON PARKER FOUNDATIONIdentifying number
33-0779894

Business or activity to which this form relates

RENTAL ACTIVITY - 302 CARRILLO STREET

Part I Election To Expense Certain Property Under Section 179

Note: If you have any listed property, complete Part V before you complete Part I

1	Maximum amount (see instructions)	1	
2	Total cost of section 179 property placed in service (see instructions)	2	
3	Threshold cost of section 179 property before reduction in limitation (see instructions)	3	
4	Reduction in limitation. Subtract line 3 from line 2. If zero or less, enter -0-	4	
5	Dollar limitation for tax year. Subtract line 4 from line 1. If zero or less, enter -0-. If married filing separately, see instructions	5	
6	(a) Description of property	(b) Cost (business use only)	(c) Elected cost
7	Listed property. Enter the amount from line 29	7	
8	Total elected cost of section 179 property. Add amounts in column (c), lines 6 and 7	8	
9	Tentative deduction. Enter the smaller of line 5 or line 8	9	
10	Carryover of disallowed deduction from line 13 of your 2012 Form 4562	10	
11	Business income limitation. Enter the smaller of business income (not less than zero) or line 5 (see instrs)	11	
12	Section 179 expense deduction. Add lines 9 and 10, but do not enter more than line 11	12	
13	Carryover of disallowed deduction to 2014. Add lines 9 and 10, less line 12	13	

Note: Do not use Part II or Part III below for listed property. Instead, use Part V

Part II Special Depreciation Allowance and Other Depreciation (Do not include listed property) (See instructions)

14	Special depreciation allowance for qualified property (other than listed property) placed in service during the tax year (see instructions)	14	
15	Property subject to section 168(f)(1) election	15	
16	Other depreciation (including ACRS)	16	25,214.

Part III MACRS Depreciation (Do not include listed property) (See instructions)**Section A**

17	MACRS deductions for assets placed in service in tax years beginning before 2013	17	
18	If you are electing to group any assets placed in service during the tax year into one or more general asset accounts, check here. <input type="checkbox"/>		

Section B - Assets Placed in Service During 2013 Tax Year Using the General Depreciation System

(a) Classification of property	(b) Month and year placed in service	(c) Basis for depreciation (business/investment use only - see instructions)	(d) Recovery period	(e) Convention	(f) Method	(g) Depreciation deduction
19a 3-year property						
b 5-year property						
c 7-year property						
d 10-year property						
e 15-year property						
f 20-year property						
g 25-year property			25 yrs		S/L	
h Residential rental property			27.5 yrs	MM	S/L	
i Nonresidential real property			27.5 yrs	MM	S/L	
			39 yrs	MM	S/L	
				MM	S/L	

Section C - Assets Placed in Service During 2013 Tax Year Using the Alternative Depreciation System

20a Class life					S/L	
b 12-year			12 yrs		S/L	
c 40-year			40 yrs	MM	S/L	

Part IV Summary (See instructions)

21	Listed property. Enter amount from line 28	21	
22	Total. Add amounts from line 12, lines 14 through 17, lines 19 and 20 in column (g), and line 21. Enter here and on the appropriate lines of your return. Partnerships and S corporations - see instructions	22	25,214.
23	For assets shown above and placed in service during the current year, enter the portion of the basis attributable to section 263A costs	23	

Depreciation and Amortization
(Including Information on Listed Property)

OMB No 1545-0172

2013Attachment
Sequence No **179**Name(s) shown on return **HUTTON FOUNDATION
DBA HUTTON PARKER FOUNDATION**Identifying number
33-0779894

Business or activity to which this form relates

RENTAL ACTIVITY - 327-335 SALINAS STREET**Part I Election To Expense Certain Property Under Section 179***Note: If you have any listed property, complete Part V before you complete Part I*

1	Maximum amount (see instructions)	1	
2	Total cost of section 179 property placed in service (see instructions)	2	
3	Threshold cost of section 179 property before reduction in limitation (see instructions)	3	
4	Reduction in limitation Subtract line 3 from line 2. If zero or less, enter -0-	4	
5	Dollar limitation for tax year Subtract line 4 from line 1. If zero or less, enter -0-. If married filing separately, see instructions	5	
6	(a) Description of property	(b) Cost (business use only)	(c) Elected cost
7	Listed property Enter the amount from line 29	7	
8	Total elected cost of section 179 property. Add amounts in column (c), lines 6 and 7	8	
9	Tentative deduction. Enter the smaller of line 5 or line 8	9	
10	Carryover of disallowed deduction from line 13 of your 2012 Form 4562	10	
11	Business income limitation Enter the smaller of business income (not less than zero) or line 5 (see instrs)	11	
12	Section 179 expense deduction Add lines 9 and 10, but do not enter more than line 11	12	
13	Carryover of disallowed deduction to 2014 Add lines 9 and 10, less line 12	13	

*Note: Do not use Part II or Part III below for listed property. Instead, use Part V***Part II Special Depreciation Allowance and Other Depreciation (Do not include listed property) (See instructions)**

14	Special depreciation allowance for qualified property (other than listed property) placed in service during the tax year (see instructions)	14	
15	Property subject to section 168(f)(1) election	15	
16	Other depreciation (including ACRS)	16	26,495.

Part III MACRS Depreciation (Do not include listed property) (See instructions)**Section A**

17	MACRS deductions for assets placed in service in tax years beginning before 2013	17	
18	If you are electing to group any assets placed in service during the tax year into one or more general asset accounts, check here <input type="checkbox"/>		

Section B - Assets Placed in Service During 2013 Tax Year Using the General Depreciation System

(a) Classification of property	(b) Month and year placed in service	(c) Basis for depreciation (business/investment use only - see instructions)	(d) Recovery period	(e) Convention	(f) Method	(g) Depreciation deduction
19a 3-year property						
b 5-year property						
c 7-year property						
d 10-year property						
e 15-year property						
f 20-year property						
g 25-year property			25 yrs		S/L	
h Residential rental property			27.5 yrs	MM	S/L	
i Nonresidential real property			27.5 yrs	MM	S/L	
			39 yrs	MM	S/L	
				MM	S/L	

Section C - Assets Placed in Service During 2013 Tax Year Using the Alternative Depreciation System

20a Class life					S/L	
b 12-year			12 yrs		S/L	
c 40-year			40 yrs	MM	S/L	

Part IV Summary (See instructions)

21	Listed property Enter amount from line 28	21	
22	Total. Add amounts from line 12, lines 14 through 17, lines 19 and 20 in column (g), and line 21. Enter here and on the appropriate lines of your return. Partnerships and S corporations - see instructions	22	26,495.
23	For assets shown above and placed in service during the current year, enter the portion of the basis attributable to section 263A costs	23	

Form **4562**Department of the Treasury
Internal Revenue Service (99)**Depreciation and Amortization**
(Including Information on Listed Property)

OMB No 1545-0172

2013Attachment
Sequence No **179**

▶ See separate instructions. ▶ Attach to your tax return.

Name(s) shown on return **HUTTON FOUNDATION
DBA HUTTON PARKER FOUNDATION**Identifying number
33-0779894

Business or activity to which this form relates

RENTAL ACTIVITY - 120 EAST JONES STREET**Part I Election To Expense Certain Property Under Section 179****Note:** If you have any listed property, complete Part V before you complete Part I

1	Maximum amount (see instructions)	1	
2	Total cost of section 179 property placed in service (see instructions)	2	
3	Threshold cost of section 179 property before reduction in limitation (see instructions)	3	
4	Reduction in limitation Subtract line 3 from line 2. If zero or less, enter -0-	4	
5	Dollar limitation for tax year Subtract line 4 from line 1. If zero or less, enter -0-. If married filing separately, see instructions	5	
6	(a) Description of property	(b) Cost (business use only)	(c) Elected cost
7	Listed property Enter the amount from line 29	7	
8	Total elected cost of section 179 property Add amounts in column (c), lines 6 and 7	8	
9	Tentative deduction Enter the smaller of line 5 or line 8	9	
10	Carryover of disallowed deduction from line 13 of your 2012 Form 4562	10	
11	Business income limitation Enter the smaller of business income (not less than zero) or line 5 (see instrs)	11	
12	Section 179 expense deduction Add lines 9 and 10, but do not enter more than line 11	12	
13	Carryover of disallowed deduction to 2014 Add lines 9 and 10, less line 12	13	

Note: Do not use Part II or Part III below for listed property. Instead, use Part V**Part II Special Depreciation Allowance and Other Depreciation (Do not include listed property) (See instructions)**

14	Special depreciation allowance for qualified property (other than listed property) placed in service during the tax year (see instructions)	14	
15	Property subject to section 168(f)(1) election	15	
16	Other depreciation (including ACRS)	16	38,097.

Part III MACRS Depreciation (Do not include listed property) (See instructions)**Section A**

17	MACRS deductions for assets placed in service in tax years beginning before 2013	17	
18	If you are electing to group any assets placed in service during the tax year into one or more general asset accounts, check here. <input type="checkbox"/>		

Section B - Assets Placed in Service During 2013 Tax Year Using the General Depreciation System

(a) Classification of property	(b) Month and year placed in service	(c) Basis for depreciation (business/investment use only - see instructions)	(d) Recovery period	(e) Convention	(f) Method	(g) Depreciation deduction
19a 3-year property						
b 5-year property						
c 7-year property						
d 10-year property						
e 15-year property						
f 20-year property						
g 25-year property			25 yrs		S/L	
h Residential rental property			27.5 yrs	MM	S/L	
i Nonresidential real property			39 yrs	MM	S/L	

Section C - Assets Placed in Service During 2013 Tax Year Using the Alternative Depreciation System

20a Class life					S/L	
b 12-year			12 yrs		S/L	
c 40-year			40 yrs	MM	S/L	

Part IV Summary (See instructions)

21	Listed property Enter amount from line 28	21	
22	Total. Add amounts from line 12, lines 14 through 17, lines 19 and 20 in column (g), and line 21. Enter here and on the appropriate lines of your return. Partnerships and S corporations - see instructions	22	38,097.
23	For assets shown above and placed in service during the current year, enter the portion of the basis attributable to section 263A costs	23	

BAA For Paperwork Reduction Act Notice, see separate instructions.

FDIZ0812L 06/10/13

Form **4562** (2013)

Form **4562**Department of the Treasury
Internal Revenue Service (99)**Depreciation and Amortization**
(Including Information on Listed Property)

OMB No 1545-0172

2013Attachment
Sequence No **179**

Name(s) shown on return

**HUTTON FOUNDATION
DBA HUTTON PARKER FOUNDATION**Identifying number
33-0779894

Business or activity to which this form relates

RENTAL ACTIVITY - 5638 HOLLISTER**Part I Election To Expense Certain Property Under Section 179****Note:** If you have any listed property, complete Part V before you complete Part I

1	Maximum amount (see instructions)	1	
2	Total cost of section 179 property placed in service (see instructions)	2	
3	Threshold cost of section 179 property before reduction in limitation (see instructions)	3	
4	Reduction in limitation Subtract line 3 from line 2. If zero or less, enter -0-	4	
5	Dollar limitation for tax year Subtract line 4 from line 1. If zero or less, enter -0-. If married filing separately, see instructions	5	
6	(a) Description of property	(b) Cost (business use only)	(c) Elected cost
7	Listed property. Enter the amount from line 29	7	
8	Total elected cost of section 179 property. Add amounts in column (c), lines 6 and 7	8	
9	Tentative deduction. Enter the smaller of line 5 or line 8	9	
10	Carryover of disallowed deduction from line 13 of your 2012 Form 4562	10	
11	Business income limitation. Enter the smaller of business income (not less than zero) or line 5 (see instrs)	11	
12	Section 179 expense deduction. Add lines 9 and 10, but do not enter more than line 11	12	
13	Carryover of disallowed deduction to 2014. Add lines 9 and 10, less line 12	13	

Note: Do not use Part II or Part III below for listed property. Instead, use Part V.**Part II Special Depreciation Allowance and Other Depreciation (Do not include listed property) (See instructions)**

14	Special depreciation allowance for qualified property (other than listed property) placed in service during the tax year (see instructions)	14	
15	Property subject to section 168(f)(1) election	15	
16	Other depreciation (including ACRS)	16	69,606.

Part III MACRS Depreciation (Do not include listed property) (See instructions)**Section A**

17	MACRS deductions for assets placed in service in tax years beginning before 2013	17	
18	If you are electing to group any assets placed in service during the tax year into one or more general asset accounts, check here <input type="checkbox"/>		

Section B - Assets Placed in Service During 2013 Tax Year Using the General Depreciation System

(a) Classification of property	(b) Month and year placed in service	(c) Basis for depreciation (business/investment use only — see instructions)	(d) Recovery period	(e) Convention	(f) Method	(g) Depreciation deduction
19a 3-year property						
b 5-year property						
c 7-year property						
d 10-year property						
e 15-year property						
f 20-year property						
g 25-year property			25 yrs		S/L	
h Residential rental property			27.5 yrs	MM	S/L	
i Nonresidential real property			27.5 yrs	MM	S/L	
			39 yrs	MM	S/L	

Section C - Assets Placed in Service During 2013 Tax Year Using the Alternative Depreciation System

20a Class life					S/L	
b 12-year			12 yrs		S/L	
c 40-year			40 yrs	MM	S/L	

Part IV Summary (See instructions)

21	Listed property. Enter amount from line 28	21	
22	Total. Add amounts from line 12, lines 14 through 17, lines 19 and 20 in column (g), and line 21. Enter here and on the appropriate lines of your return. Partnerships and S corporations — see instructions	22	69,606.
23	For assets shown above and placed in service during the current year, enter the portion of the basis attributable to section 263A costs	23	

Form **4562**Department of the Treasury
Internal Revenue Service (99)**Depreciation and Amortization**
(Including Information on Listed Property)

▶ See separate instructions. ▶ Attach to your tax return.

OMB No 1545-0172

2013Attachment
Sequence No **179**Name(s) shown on return **HUTTON FOUNDATION**
DBA HUTTON PARKER FOUNDATIONIdentifying number
33-0779894

Business or activity to which this form relates

RENTAL ACTIVITY - 1528 CHAPALA**Part I Election To Expense Certain Property Under Section 179****Note:** If you have any listed property, complete Part V before you complete Part I.

1	Maximum amount (see instructions)	1	
2	Total cost of section 179 property placed in service (see instructions)	2	
3	Threshold cost of section 179 property before reduction in limitation (see instructions)	3	
4	Reduction in limitation Subtract line 3 from line 2. If zero or less, enter -0-	4	
5	Dollar limitation for tax year Subtract line 4 from line 1. If zero or less, enter -0-. If married filing separately, see instructions	5	
6	(a) Description of property	(b) Cost (business use only)	(c) Elected cost
7	Listed property Enter the amount from line 29	7	
8	Total elected cost of section 179 property Add amounts in column (c), lines 6 and 7	8	
9	Tentative deduction Enter the smaller of line 5 or line 8	9	
10	Carryover of disallowed deduction from line 13 of your 2012 Form 4562	10	
11	Business income limitation Enter the smaller of business income (not less than zero) or line 5 (see instrs)	11	
12	Section 179 expense deduction Add lines 9 and 10, but do not enter more than line 11	12	
13	Carryover of disallowed deduction to 2014 Add lines 9 and 10, less line 12	13	

Note: Do not use Part II or Part III below for listed property. Instead, use Part V**Part II Special Depreciation Allowance and Other Depreciation (Do not include listed property) (See instructions)**

14	Special depreciation allowance for qualified property (other than listed property) placed in service during the tax year (see instructions)	14	
15	Property subject to section 168(f)(1) election	15	
16	Other depreciation (including ACRS)	16	120,415.

Part III MACRS Depreciation (Do not include listed property) (See instructions)**Section A**

17	MACRS deductions for assets placed in service in tax years beginning before 2013	17	
18	If you are electing to group any assets placed in service during the tax year into one or more general asset accounts, check here <input type="checkbox"/>		

Section B - Assets Placed in Service During 2013 Tax Year Using the General Depreciation System

(a) Classification of property	(b) Month and year placed in service	(c) Basis for depreciation (business/investment use only - see instructions)	(d) Recovery period	(e) Convention	(f) Method	(g) Depreciation deduction
19a 3-year property						
b 5-year property						
c 7-year property						
d 10-year property						
e 15-year property						
f 20-year property						
g 25-year property			25 yrs		S/L	
h Residential rental property			27.5 yrs	MM	S/L	
i Nonresidential real property			39 yrs	MM	S/L	

Section C - Assets Placed in Service During 2013 Tax Year Using the Alternative Depreciation System

20a Class life				S/L	
b 12-year		12 yrs		S/L	
c 40-year		40 yrs	MM	S/L	

Part IV Summary (See instructions)

21	Listed property Enter amount from line 28	21	
22	Total. Add amounts from line 12, lines 14 through 17, lines 19 and 20 in column (g), and line 21 Enter here and on the appropriate lines of your return Partnerships and S corporations - see instructions	22	120,415.
23	For assets shown above and placed in service during the current year, enter the portion of the basis attributable to section 263A costs	23	

BAA For Paperwork Reduction Act Notice, see separate instructions.

FDIZ0812L 06/10/13

Form **4562** (2013)

Form **4562**Department of the Treasury
Internal Revenue Service (99)**Depreciation and Amortization**
(Including Information on Listed Property)

▶ See separate instructions. ▶ Attach to your tax return.

OMB No 1545-0172

2013Attachment
Sequence No **179**Name(s) shown on return **HUTTON FOUNDATION
DBA HUTTON PARKER FOUNDATION**Identifying number
33-0779894

Business or activity to which this form relates

RENTAL ACTIVITY - 602-612 ANACAPA**Part I Election To Expense Certain Property Under Section 179**

Note: If you have any listed property, complete Part V before you complete Part I

1	Maximum amount (see instructions)	1	
2	Total cost of section 179 property placed in service (see instructions)	2	
3	Threshold cost of section 179 property before reduction in limitation (see instructions)	3	
4	Reduction in limitation. Subtract line 3 from line 2. If zero or less, enter -0-	4	
5	Dollar limitation for tax year. Subtract line 4 from line 1. If zero or less, enter -0-. If married filing separately, see instructions	5	
6	(a) Description of property	(b) Cost (business use only)	(c) Elected cost
7	Listed property. Enter the amount from line 29	7	
8	Total elected cost of section 179 property. Add amounts in column (c), lines 6 and 7	8	
9	Tentative deduction. Enter the smaller of line 5 or line 8	9	
10	Carryover of disallowed deduction from line 13 of your 2012 Form 4562	10	
11	Business income limitation. Enter the smaller of business income (not less than zero) or line 5 (see instrs)	11	
12	Section 179 expense deduction. Add lines 9 and 10, but do not enter more than line 11	12	
13	Carryover of disallowed deduction to 2014. Add lines 9 and 10, less line 12	13	

Note: Do not use Part II or Part III below for listed property. Instead, use Part V

Part II Special Depreciation Allowance and Other Depreciation (Do not include listed property) (See instructions.)

14	Special depreciation allowance for qualified property (other than listed property) placed in service during the tax year (see instructions)	14	
15	Property subject to section 168(f)(1) election	15	
16	Other depreciation (including ACRS)	16	

Part III MACRS Depreciation (Do not include listed property) (See instructions.)**Section A**

17	MACRS deductions for assets placed in service in tax years beginning before 2013	17	92,342.
18	If you are electing to group any assets placed in service during the tax year into one or more general asset accounts, check here. <input type="checkbox"/>		

Section B - Assets Placed in Service During 2013 Tax Year Using the General Depreciation System

(a) Classification of property	(b) Month and year placed in service	(c) Basis for depreciation (business/investment use only — see instructions)	(d) Recovery period	(e) Convention	(f) Method	(g) Depreciation deduction
19a 3-year property						
b 5-year property						
c 7-year property						
d 10-year property						
e 15-year property		134,497.	15	HY	150DB	6,725.
f 20-year property						
g 25-year property			25 yrs		S/L	
h Residential rental property			27.5 yrs	MM	S/L	
i Nonresidential real property			27.5 yrs	MM	S/L	
			39 yrs	MM	S/L	

Section C - Assets Placed in Service During 2013 Tax Year Using the Alternative Depreciation System

20a Class life				S/L	
b 12-year			12 yrs	S/L	
c 40-year			40 yrs	MM	S/L

Part IV Summary (See instructions.)

21	Listed property. Enter amount from line 28	21	
22	Total. Add amounts from line 12, lines 14 through 17, lines 19 and 20 in column (g), and line 21. Enter here and on the appropriate lines of your return. Partnerships and S corporations — see instructions	22	99,067.
23	For assets shown above and placed in service during the current year, enter the portion of the basis attributable to section 263A costs	23	

BAA For Paperwork Reduction Act Notice, see separate instructions.

FDIZ0812L 06/10/13

Form 4562 (2013)

Part V Listed Property (Include automobiles, certain other vehicles, certain computers, and property used for entertainment, recreation, or amusement.)

Note: For any vehicle for which you are using the standard mileage rate or deducting lease expense, complete **only** 24a, 24b, columns (a) through (c) of Section A, all of Section B, and Section C if applicable.

Section A – Depreciation and Other Information (Caution: See the instructions for limits for passenger automobiles.)

24a Do you have evidence to support the business/investment use claimed? <input type="checkbox"/> Yes <input type="checkbox"/> No						24b If 'Yes,' is the evidence written? <input type="checkbox"/> Yes <input type="checkbox"/> No		
(a) Type of property (list vehicles first)	(b) Date placed in service	(c) Business/ investment use percentage	(d) Cost or other basis	(e) Basis for depreciation (business/investment use only)	(f) Recovery period	(g) Method/ Convention	(h) Depreciation deduction	(i) Elected section 179 cost
25 Special depreciation allowance for qualified listed property placed in service during the tax year and used more than 50% in a qualified business use (see instructions)							25	
26 Property used more than 50% in a qualified business use.								
27 Property used 50% or less in a qualified business use								
28 Add amounts in column (h), lines 25 through 27. Enter here and on line 21, page 1							28	
29 Add amounts in column (i), line 26. Enter here and on line 7, page 1								29

Section B – Information on Use of Vehicles

Complete this section for vehicles used by a sole proprietor, partner, or other 'more than 5% owner,' or related person. If you provided vehicles to your employees, first answer the questions in Section C to see if you meet an exception to completing this section for those vehicles.

	(a) Vehicle 1		(b) Vehicle 2		(c) Vehicle 3		(d) Vehicle 4		(e) Vehicle 5		(f) Vehicle 6	
30 Total business/investment miles driven during the year (do not include commuting miles)												
31 Total commuting miles driven during the year												
32 Total other personal (noncommuting) miles driven												
33 Total miles driven during the year. Add lines 30 through 32												
	Yes	No	Yes	No	Yes	No	Yes	No	Yes	No	Yes	No
34 Was the vehicle available for personal use during off-duty hours?												
35 Was the vehicle used primarily by a more than 5% owner or related person?												
36 Is another vehicle available for personal use?												

Section C – Questions for Employers Who Provide Vehicles for Use by Their Employees

Answer these questions to determine if you meet an exception to completing Section B for vehicles used by employees who **are not** more than 5% owners or related persons (see instructions).

	Yes	No
37 Do you maintain a written policy statement that prohibits all personal use of vehicles, including commuting, by your employees?		
38 Do you maintain a written policy statement that prohibits personal use of vehicles, except commuting, by your employees? See the instructions for vehicles used by corporate officers, directors, or 1% or more owners.		
39 Do you treat all use of vehicles by employees as personal use?		
40 Do you provide more than five vehicles to your employees, obtain information from your employees about the use of the vehicles, and retain the information received?		
41 Do you meet the requirements concerning qualified automobile demonstration use? (See instructions.)		

Note: If your answer to 37, 38, 39, 40, or 41 is 'Yes,' do not complete Section B for the covered vehicles.

Part VI Amortization

(a) Description of costs	(b) Date amortization begins	(c) Amortizable amount	(d) Code section	(e) Amortization period or percentage	(f) Amortization for this year
42 Amortization of costs that begins during your 2013 tax year (see instructions)					
43 Amortization of costs that began before your 2013 tax year					43
					1,159.
44 Total. Add amounts in column (f). See the instructions for where to report.					44
					1,159.

HUTTON FOUNDATION
DBA HUTTON PARKER FOUNDATION
33-0779894
YEAR ENDED DECEMBER 31, 2013

INDEX OF SUPPORTING SCHEDULES

FORM 990-PF, PART I, LINE 11-OTHER INCOME
FORM 990-PF, PART 1, LINE 16-C-OTHER PROFESSIONAL FEES
FORM 990-PF-PART 1, LINE 18-TAXES
FORM 990-PF-PART I, LINE 19-ALLOCATED DEPRECIATION
FORM 990-PF-PART 1, LINE 23-OTHER EXPENSES
FORM 990-PF-PART II, LINE 7-OTHER NOTES AND LOANS RECEIVABLE
FORM 990-PF-PART 11, LINE 10b-INVESTMENTS-CORPORATE STOCKS
FORM 990-PF, PART II, LINE 11-LAND, BUILDING, AND EQUIPMENT INVESTMENTS
FORM 990-PF, PART II, LINE 13-INVESTMENTS-OTHER
FORM 990-PF, PART II, LINE 14-LAND, BUILDING, AND EQUIPMENT
FORM 990-PF, PART II, LINE 15-OTHER ASSETS
FORM 990-PF, PART II, LINE 21-MORTGAGES AND OTHER NOTES PAYABLE
FORM 990-PF, PART II, LINE 22-OTHER LIABILITIES
FORM 990-PF, PART III, LINE 3-OTHER INCREASES
FORM 990-PF, PART III, LINE 5-OTHER DECREASES
FORM 990-PF, PART IV, LINE 1-CAPITAL GAINS AND LOSSES FOR TAX ON
INVESTMENT INCOME
FORM 990-PF, PART VIII, LINE 1-LIST OF OFFICERS, DIRECTORS, TRUSTEES, AND KEY
EMPLOYEES
FORM 990-PF, PART XV, LINE 2a-d-APPLICATION SUBMISSION INFORMATION
FEDERAL WORKSHEETS-RENTAL INCOME WORKSHEETS
STATEMENT: 2013 FEDERAL BOOK DEPRECIATION SCHEDULE
STATEMENT: PART XV-#3 A GRANTS & CONTRIBUTIONS PAID DURING YEAR OR
APPROVED FOR FUTURE PAYMENTS
HUTTON PARKER FOUNDATION 2010-2011 ANNUAL REPORT

STATEMENT 4 (CONTINUED)
FORM 990-PF, PART I, LINE 19
ALLOCATED DEPRECIATION

DATE ACQUIRED	COST BASIS	PRIOR YR DEPR	METHOD	RATE	LIFE	CURRENT YR DEPR	NET INVEST INCOME	ADJUSTED NET INCOME
10/21/02	690	584	S/L		12	57	0	0
HB CONFERENCE 9/29/03	3,000	2,313	S/L		12	250	0	0
TENANT IMPROVEMENTS 2/18/03	168,792	138,316	S/L		12	14,066	14,066	0
TENANT IMPROVEMENTS 2/18/03	814,432	200,216	S/L		40	20,361	20,361	0
TI-STE 333-PAINT & CARPET 10/01/03	3,808	2,932	S/L		12	317	317	0
TI-STE 333 10/01/03	98,968	22,879	S/L		40	2,474	2,474	0
PM MONITOR 7/05/04	432	306	S/L		12	36	0	0
OFFICE BLDG-HOLLISTER 2/01/04	2,321,000	522,227	S/L		40	58,025	58,025	0
TENANT IMPROVE-HOLLISTER 3/01/04	43,227	31,818	S/L		12	3,602	3,602	0
TENANT IMPROVE-HOLLISTER 3/01/04	22,062	4,875	S/L		40	552	552	0
OFFICE BLDG-6842 PHELPS 8/13/04	360,592	75,876	S/L		40	3,756	3,756	0
LATERAL FILE 2/01/05	1,075	712	S/L		12	90	0	0
NORSTAR PHONE SYSTEM 9/01/05	6,469	3,953	S/L		12	270	0	0
CONFERENCE TABLE 10/01/05	5,902	3,567	S/L		12	492	0	0
OFFICE BLDG-1528 CHAPALA 7/15/05	3,874,889	726,539	S/L		40	96,872	96,872	0
ELECTRICAL IMPROVEMENTS 10/01/05	1,929	348	S/L		40	48	48	0
HVAC IMPROVEMENTS 11/01/05	13,030	2,336	S/L		40	326	326	0
SLAB 11/08/05	468	86	S/L		40	12	12	0
BLDG SIGN 12/01/05	6,390	3,772	S/L		12	532	532	0
ELEVATOR ADA 12/01/05	3,239	574	S/L		40	81	81	0
BLDG PAINT 12/31/05	16,000	9,331	S/L		12	1,333	1,333	0
PARKING LOT IMPROVEMENTS 12/31/05	775	133	S/L		40	19	19	0
ELECTRONIC DOOR								

STATEMENT 4 (CONTINUED)
FORM 990-PF, PART I, LINE 19
ALLOCATED DEPRECIATION

<u>DATE</u> <u>ACQUIRED</u>	<u>COST</u> <u>BASIS</u>	<u>PRIOR YR</u> <u>DEPR</u>	<u>METHOD</u>	<u>RATE</u>	<u>LIFE</u>	<u>CURRENT</u> <u>YR DEPR</u>	<u>NET INVEST</u> <u>INCOME</u>	<u>ADJUSTED</u> <u>NET INCOME</u>
12/31/05	2,088	1,218	S/L		12	174	174	0
CONF/TRAIN ROOMS								
10/01/05	18,134	10,955	S/L		12	1,511	1,511	0
TI'S-ALL COMMON								
11/01/05	86,142	15,435	S/L		40	2,154	2,154	0
TI-S-ALL COMMON								
11/01/05	36,918	22,052	S/L		12	3,077	3,077	0
CARPET-CONFERENCE								
11/01/05	10,787	6,443	S/L		12	899	899	0
SUITE 204-CARPET								
11/01/05	5,984	3,576	S/L		12	499	499	0
SUITE 206-CARPET								
11/01/05	1,564	932	S/L		12	130	130	0
SUITE 302 & 303-CARPET								
11/01/05	6,312	3,770	S/L		12	526	526	0
SUITE 307-CARPET								
11/01/05	442	265	S/L		12	37	37	0
SUITE 308-CARPET								
11/01/05	2,194	1,311	S/L		12	183	183	0
SUITE 203-TI'S								
11/01/05	4,775	2,852	S/L		12	398	398	0
SUITE 204-TI'S								
11/01/05	19,102	3,426	S/L		40	478	478	0
SUITE 205-TI'S								
11/01/05	1,000	595	S/L		12	83	83	0
SUITE 205-TI'S								
11/01/05	4,001	717	S/L		40	100	100	0
SUITE 206-TI'S								
11/01/05	946	566	S/L		12	79	79	0
SUITE 206-TI'S								
11/01/05	3,786	681	S/L		40	95	95	0
CARPET-COMMON ALL								
12/01/05	4,394	2,593	S/L		12	366	366	0
SUITE 205-CARPET								
12/01/05	2,972	1,757	S/L		12	248	248	0
PAINTING-COMMON ALL								
12/01/05	4,886	2,883	S/L		12	407	407	0
SUITE 302-TI'S								
12/01/05	5,035	2,974	S/L		12	420	420	0
SUITE 304-TI'S								
12/01/05	20,139	3,563	S/L		40	503	503	0
SUITE 304-TI'S								
12/01/05	11,570	6,828	S/L		12	964	964	0
SUITE 304-TI'S								

FEDERAL STATEMENTS
HUTTON FOUNDATION
DBA HUTTON PARKER FOUNDATION

STATEMENT 4 (CONTINUED)
FORM 990-PF, PART I, LINE 19
ALLOCATED DEPRECIATION

DATE ACQUIRED	COST BASIS	PRIOR YR DEPR	METHOD	RATE	LIFE	CURRENT YR DEPR	NET INVEST INCOME	ADJUSTED NET INCOME
12/01/05	26,997	4,781	S/L		40	675	675	0
SUITE 307-TI'S								
12/01/05	899	531	S/L		12	75	75	0
SUITE 307-TI'S								
12/01/05	3,596	637	S/L		40	90	90	0
SUITE 308-TI'S								
12/01/05	669	397	S/L		12	56	56	0
SUITE 308-TI'S								
12/01/05	2,677	474	S/L		40	67	67	0
DISHWASHER								
12/31/05	356	210	S/L		12	30	30	0
MINI BLINDS								
12/31/05	403	238	S/L		12	34	34	0
BLDG-MCCLELLAND								
12/31/02	36,702	9,179	S/L		40	918	918	0
BLDG-5624 HOLLISTER								
6/16/05	1,644,462	308,338	S/L		40	41,111	41,111	0
BLDG-26 ANAPAMU-1ST FLOOR								
3/31/05	665,155	135,804	S/L		40	16,629	16,629	0
BLDG IMPROVE-1ST FLOOR								
3/31/05	13,227	2,564	S/L		40	331	331	0
BLDG IMPROVE-1ST FLOOR								
10/01/05	401	239	S/L		12	33	33	0
TI-1ST FLR-PAINTING								
10/01/05	250	152	S/L		12	21	21	0
TI-1ST FLR								
10/01/05	938	566	S/L		12	78	78	0
TI-1ST FLR-YAMASA								
10/01/05	1,351	819	S/L		12	113	113	0
TI-1ST FLR-PAINTING								
10/01/05	1,925	1,160	S/L		12	160	160	0
TI-1ST FLR-TI								
10/01/05	12,858	2,328	S/L		40	321	321	0
BLDG-2ND FLOOR ANAPAMU								
3/31/05	665,155	135,804	S/L		40	16,629	16,629	0
BLDG IMPROVE-2ND FLR								
3/31/05	16,506	3,199	S/L		40	413	413	0
BLDG IMPROVE-2ND FLOOR								
10/01/05	501	94	S/L		40	13	13	0
TI-2ND FLOOR-BLDG								
4/01/05	288	186	S/L		12	24	24	0
TI-2ND FLOOR-YAMASA								
4/01/05	1,686	1,090	S/L		12	140	140	0
BLDG-4TH FLR-ANAPAMU								

STATEMENT 4 (CONTINUED)
FORM 990-PF, PART I, LINE 19
ALLOCATED DEPRECIATION

<u>DATE</u> <u>ACQUIRED</u>	<u>COST</u> <u>BASIS</u>	<u>PRIOR YR</u> <u>DEPR</u>	<u>METHOD</u>	<u>RATE</u>	<u>LIFE</u>	<u>CURRENT</u> <u>YR DEPR</u>	<u>NET INVEST</u> <u>INCOME</u>	<u>ADJUSTED</u> <u>NET INCOME</u>
8/31/05	623,255	116,858	S/L		40	15,581	0	0
BLDG IMPROVE-4TH FLR 8/31/05	9,337	1,709	S/L		40	233	0	0
BLDG IMPROVE-4TH FLR 10/01/05	283	174	S/L		12	24	0	0
4TH FLOOR TI'S-APPLIANCES 8/31/05	5,141	3,139	S/L		12	428	0	0
4TH FLOOR TI'S-PAINTING 8/31/05	26,853	16,412	S/L		12	2,238	0	0
4TH FLOOR TI'S 8/31/05	239,264	44,018	S/L		40	5,982	0	0
4TH FLOOR TI'S 9/01/05	1,159	710	S/L		12	97	0	0
4TH FLOOR-VERTICAL BLINDS 9/01/05	1,280	784	S/L		12	107	0	0
4TH FLOOR-ENTRY 9/01/05	2,005	1,225	S/L		12	167	0	0
4TH FLOOR-WINDOW 9/01/05	5,840	3,571	S/L		12	487	0	0
4TH FLOOR-YAMASA 9/01/05	953	579	S/L		12	79	0	0
LC-5624 HOLLISTER 5/01/06	14,790	9,860	S/L		10	1,479	0	0
LANDSCAPE IMP-HOLLISTER 3/22/06	5,405	3,038	S/L		12	450	450	0
ELECTRONIC ENTRY 2/01/06	1,694	975	S/L		12	141	141	0
EXTERIOR PAINT 2/01/06	985	567	S/L		12	82	82	0
ROOF DECK 3/01/06	1,900	1,080	S/L		12	158	158	0
ELEVATOR ADA UPGRADE 4/01/06	10,526	1,775	S/L		40	263	263	0
FURNITURE & FIX-COMMON 3/01/06	1,015	579	S/L		12	85	85	0
BLDG SIGNS-COMMON 3/01/06	812	464	S/L		12	68	68	0
REFURBISH STORAGE 3/01/06	1,240	704	S/L		12	103	103	0
WINDOW TINTING 3/01/06	1,347	766	S/L		12	112	112	0
WINDOW BLINDS 3/15/06	2,127	1,210	S/L		12	177	177	0
TI-1ST FLOOR-BLDG DIR								

STATEMENT 4 (CONTINUED)
FORM 990-PF, PART I, LINE 19
ALLOCATED DEPRECIATION

DATE ACQUIRED	COST BASIS	PRIOR YR DEPR	METHOD	RATE	LIFE	CURRENT YR DEPR	NET INVEST INCOME	ADJUSTED NET INCOME
3/22/06	449	250	S/L		12	37	37	0
4TH FLOOR-ADD'L DECK 7/26/06	12,995	2,085	S/L		40	325	0	0
TI-4TH FLR-THRESHOLD 4/12/06	1,575	264	S/L		40	39	0	0
TI-4TH FLR-SHOWER 6/01/06	1,261	691	S/L		12	105	0	0
PRINTER-EXTRA 2/23/06	1,179	670	S/L		12	98	0	0
PRINTER-PJH 4/03/06	1,005	567	S/L		12	84	0	0
DELL COMPUTER-JD 1/10/07	1,246	624	S/L		12	104	0	0
PRINTER 9/04/07	389	171	S/L		12	32	0	0
ROOF 12/31/07	27,077	3,385	S/L		40	677	677	0
FIRE ALARM SYSTEM 12/31/07	11,501	4,790	S/L		12	958	958	0
SILK PLANTS & CONTAINERS 9/04/08	2,765	997	S/L		12	230	230	0
NEW ROOF 12/13/08	196,328	20,041	S/L		40	4,908	4,908	0
BLDG-1330 STATE STREET 10/29/08	1,807,803	188,313	S/L		40	45,195	45,195	0
LO COMPUTER & MONITOR 10/15/08	2,796	990	S/L		12	117	0	0
LO TABLE 10/15/08	1,264	446	S/L		12	105	0	0
JD PRINTER 11/01/08	612	213	S/L		12	51	0	0
PH COMPUTER 7/31/08	1,063	392	S/L		12	66	0	0
PARK LOT IMPROVE-STATE ST 6/22/09	8,125	2,370	S/L		12	677	677	0
BLDG IMPROVE-STATE STREET 7/01/09	359,635	31,468	S/L		40	8,991	8,991	0
BLDG IMPROVE-STATE STREET 7/01/09	75,489	22,018	S/L		12	6,291	6,291	0
CONFERENCE RM FURNITURE 7/01/09	15,331	4,473	S/L		12	1,278	1,278	0
STERO & VIDEO EQUIPMENT 7/01/09	6,713	1,957	S/L		12	559	559	0
WINDOW BLINDS								

STATEMENT 4 (CONTINUED)
FORM 990-PF, PART I, LINE 19
ALLOCATED DEPRECIATION

<u>DATE ACQUIRED</u>	<u>COST BASIS</u>	<u>PRIOR YR DEPR</u>	<u>METHOD</u>	<u>RATE</u>	<u>LIFE</u>	<u>CURRENT YR DEPR</u>	<u>NET INVEST INCOME</u>	<u>ADJUSTED NET INCOME</u>
7/01/09	6,893	2,009	S/L		12	574	574	0
DATA & PHONE LINES								
7/01/09	14,265	4,161	S/L		12	1,189	1,189	0
WATER METERS								
12/30/09	19,537	1,466	S/L		40	488	488	0
WATER METERS								
12/30/09	44,548	3,342	S/L		40	1,114	1,114	0
COMPUTER-LAP TOP								
4/14/09	1,171	367	S/L		12	98	0	0
MESSAGE MACHINE								
7/27/09	1,878	536	S/L		12	78	0	0
BLDG IMPROVE-WINDOWS 2ND								
9/30/10	24,077	1,354	S/L		40	602	602	0
WATER METERS								
1/01/10	1,809	134	S/L		40	45	45	0
PATIO TABLE & CHAIRS								
9/30/10	3,504	657	S/L		12	292	292	0
WATER METERS								
1/01/10	1,018	75	S/L		40	26	26	0
HVAC UNITS								
2/01/10	54,800	3,996	S/L		40	1,370	1,370	0
BLDG-1124 CASTILLO								
6/16/10	298,000	18,625	S/L		40	7,450	7,450	0
BLDG-1530 CHAPALA								
11/18/10	408,994	21,302	S/L		40	10,225	10,225	0
SCANNERS								
9/30/10	479	90	S/L		12	40	0	0
CHAIR								
11/30/10	879	152	S/L		12	73	0	0
BLDG-ANACAPA								
2/04/11	4,990,755	239,878	S/L	0.0256		127,970	127,970	0
BLDG-ANACAPA								
2/04/11	1,156,033	78,139	S/L	0.0364		41,676	41,676	0
TI-ANACAPA								
2/04/11	160,250	23,235	150DB	0.0855		13,701	13,701	0
FIXTURES-ANACAPA								
2/04/11	4,744	1,840	200DB	0.1749		830	830	0
EQUIPMENT-ANACAPA								
2/04/11	213,155	110,840	200DB	0.192		40,926	40,926	0
ALARM-PHASE I-ANACAPA								
9/01/11	18,398	2,668	150DB	0.0855		1,573	1,573	0
ALARM-PHASE II-ANACAPA								
11/01/11	9,872	1,432	150DB	0.0855		844	844	0
LOAN COSTS-ANACAPA								

FEDERAL STATEMENTS
HUTTON FOUNDATION
DBA HUTTON PARKER FOUNDATION

STATEMENT 4 (CONTINUED)
FORM 990-PF, PART I, LINE 19
ALLOCATED DEPRECIATION

DATE ACQUIRED	COST BASIS	PRIOR YR DEPR	METHOD	RATE	LIFE	CURRENT YR DEPR	NET INVEST INCOME	ADJUSTED NET INCOME
2/04/11	13,028	2,347	S/L		10	1,302	0	0
TI-1530 CHAPALA 9/09/11	3,187	355	S/L		12	265	265	0
TI-1530 CHAPALA 10/03/11	1,417	147	S/L		12	118	118	0
BLDG-700 MILPAS 1/11/11	804,913	40,246	S/L		40	20,123	20,123	0
BLDG-ARRELLAGA 12/30/10	363,595	18,180	S/L		40	9,090	9,090	0
TI-ARRELLAGA 8/29/11	55,674	1,856	S/L		40	1,391	1,391	0
TI-ARRELLAGA 8/29/11	26,143	2,904	S/L		12	2,179	2,179	0
LOAN COSTS-ANACAPA 2/04/11	12,670	2,282	S/L		10	1,267	0	0
LOAN COSTS-ANACAPA 2/04/11	4,706	849	S/L		10	471	0	0
MICROEDGE GRANT SOFTWARE 1/31/11	8,590	1,372	S/L		12	716	0	0
TCP DESKTOP COMPUTER 3/31/11	933	136	S/L		12	78	0	0
FILE SERVER 6/16/11	8,521	1,065	S/L		12	710	0	0
SOUND SYSTEM 7/31/11	1,215	143	S/L		12	101	0	0
COUCH-TCP 10/31/11	3,070	299	S/L		12	256	0	0
ALARM-PHASE III 7/01/12	10,577	528	150DB	0.095		1,005	1,005	0
MAC-COMP-TCP 9/30/12	2,647	55	S/L		12	221	0	0
METAL TRELLIS 6/01/12	8,442	410	S/L		12	703	703	0
EXTERIOR SCREEN 9/01/12	2,694	75	S/L		12	225	225	0
KITCHEN UPGRADES 10/01/12	16,361	341	S/L		12	1,363	1,363	0
HANDICAP RAMP 6/01/12	5,495	81	S/L		40	138	138	0
TI-STE 329 8/01/12	12,008	125	S/L		40	300	300	0
TI-STE 329 8/01/12	3,002	104	S/L		12	250	250	0
TI-STE 327B								

FEDERAL STATEMENTS
HUTTON FOUNDATION
DBA HUTTON PARKER FOUNDATION

STATEMENT 4 (CONTINUED)
FORM 990-PF, PART I, LINE 19
ALLOCATED DEPRECIATION

DATE ACQUIRED	COST BASIS	PRIOR YR DEPR	METHOD	RATE	LIFE	CURRENT YR DEPR	NET INVEST INCOME	ADJUSTED NET INCOME
11/01/12	4,608	19	S/L		40	115	115	0
TI-STE 327B 11/01/12	1,152	16	S/L		12	96	96	0
WOOD FLOOR 12/28/12	5,829		S/L		12	486	0	0
NEW ROOF 6/01/12	55,093	803	S/L		40	1,377	1,377	0
KITCHEN UPGRADES 10/01/12	23,713	494	S/L		12	1,976	1,976	0
KITCHEN FURNITURE 10/01/12	7,332	153	S/L		12	611	611	0
EXTERIOR SIGN 5/01/12	655	36	S/L		12	55	55	0
DECK 9/28/12	42,876	16,472	200DB	0.4445		21,090	21,090	0
RICOH COPIER 1/15/13	9,732		S/L		12	811	0	0
HALL RUGS 6/01/13	4,383		S/L		12	213	0	0
IMAGE RUNER COPIER 7/01/13	6,426		S/L		12	268	0	0
IMPULSE PHONE SYSTEM 7/15/13	3,370		S/L		12	140	0	0
PL COMPUTER 10/15/13	1,352		S/L		12	28	0	0
PL MONITOR 10/15/13	242		S/L		12	5	0	0
RP COMPUTER 10/15/13	1,352		S/L		12	28	0	0
RP COMPUTER 10/15/13	242		S/L		12	5	0	0
STE 204 & 205 7/01/13	5,440		S/L		12	227	227	0
HVAC-TREND SYSTEMS 4/01/13	9,860		S/L		40	185	185	0
HVAC-COIL VAV SYSTEM 10/01/13	23,649		S/L		12	493	493	0
LEARNING CENTER 12/01/13	14,440		S/L		40	30	30	0
TI-STE 327 A & B 4/25/13	8,794		S/L		40	147	147	0
TI-STE 327 A & B 4/25/13	2,199		S/L		12	122	122	0
COOLING TOWER								

STATEMENT 4 (CONTINUED)
FORM 990-PF, PART I, LINE 19
ALLOCATED DEPRECIATION

DATE ACQUIRED	COST BASIS	PRIOR YR DEPR	METHOD	RATE	LIFE	CURRENT YR DEPR	NET INVEST INCOME	ADJUSTED NET INCOME
5/15/13	303,344		150DB	0.05		15,167	15,167	0
DECK REPAIR 12/01/13	49,465		150DB	0.05		2,473	2,473	0
BLDG-ANACAPA 2/04/11	1,902,553	91,531	S/L	0.0256		48,781	0	0
BLDG-ANACAPA 2/04/11	436,886	29,787	S/L	0.0364		15,885	0	0
TI-ANACAPA 2/04/11	61,090	8,859	150DB	0.0855		5,223	0	0
FIXTURES-ANACAPA 2/04/11	1,808	701	200DB	0.1749		316	0	0
EQUIPMENT-ANACAPA 2/04/11	81,258	42,255	200DB	0.192		15,602	0	0
ALARM PHASE I-ANACAPA 9/01/11	7,014	1,017	150DB	0.0855		600	0	0
ALARM PHASE II-ANACAPA 11/01/11	3,763	545	150DB	0.0855		322	0	0
ALARM PHASE III-ANACAPA 7/01/12	4,031	202	150DB	0.095		383	0	0
DECK-ANACAPA 9/28/12	16,345	3,269	200DB	0.32		5,230	0	0
LOAN COSTS-ANACAPA 2/04/11	4,967	952	S/L		10	497	0	0
LOAN COSTS-ANACAPA 2/04/11	4,830	926	S/L		10	483	0	0
LOAN COSTS-ANACAPA 2/04/11	1,794	343	S/L		10	179	0	0
COOLING TOWER 5/15/13	115,640		150DB	0.05		5,782	0	0
DECK REPAIR 12/01/13	18,857		150DB	0.05		943	0	0

STATEMENT 5
FORM 990-PF, PART I, LINE 23
OTHER EXPENSES

	(A) EXPENSES PER BOOKS	(B) NET INVESTMENT INCOME	(C) ADJUSTED NET INCOME	(D) CHARITABLE PURPOSES
ABANDONED ASSETS	\$ 7,798.	\$ 1,092.		\$ 6,706.
AMORTIZATION	5,678.	4,519.		N/A
BANK CHARGES	338.			338.
COMPUTER EXPENSE	16,902.	2,222.		14,680.
DUES	3,782.			3,782.

FEDERAL STATEMENTS
HUTTON FOUNDATION
DBA HUTTON PARKER FOUNDATION

STATEMENT 5 (CONTINUED)
FORM 990-PF, PART I, LINE 23
OTHER EXPENSES

	(A) EXPENSES PER BOOKS	(B) NET INVESTMENT INCOME	(C) ADJUSTED NET INCOME	(D) CHARITABLE PURPOSES
INSURANCE	\$ 61,392.	\$ 995.		\$ 60,397.
INVESTMENT FEES & TAXES	15,323.	15,323.		
OFFICE EXPENSE	12,475.			12,475.
OFFICE REPAIRS & MAINTENANCE	6,957.	963.		5,994.
RENTAL EXPENSES	1,050,134.	877,320.		
TELEPHONE	9,564.	1,339.		8,225.
WORKERS COMPENSATION	3,258.	365.		2,893.
TOTAL	\$ 1,193,601.	\$ 904,138.	\$ 0.	\$ 115,490.

STATEMENT 6
FORM 990-PF, PART II, LINE 7
OTHER NOTES AND LOANS RECEIVABLE

OTHER NOTES AND LOANS	BOOK VALUE	FAIR MARKET VALUE	DOUBTFUL ACCOUNTS ALLOWANCE
ANTIOCH UNIVERSITY	\$ 258,696.	\$ 258,696.	\$ 0.
TALAUOGN FAMILY TRUST	204,058.	204,058.	0.
TOTAL	\$ 462,754.	\$ 462,754.	
ALLOWANCE FOR DOUBTFUL ACCOUNTS			\$ 0.
NET OTHER NOTES/LOANS REC. - BOOK VALUE			\$ 462,754.

STATEMENT 7
FORM 990-PF, PART II, LINE 10B
INVESTMENTS - CORPORATE STOCKS

CORPORATE STOCKS	VALUATION METHOD	BOOK VALUE	FAIR MARKET VALUE
STOCK OF BETTY L. HUTTON TITLE HLDG CO	MKT VAL	\$ 27,576,338.	\$ 27,548,213.
COMMONFUND	MKT VAL	850,695.	850,695.
STOCK OF BANK OF SANTA BARBARA	MKT VAL	3,193,550.	3,193,550.
CROWELL WEEDON/SCHWAB	MKT VAL	812,027.	812,027.
VANGUARD	MKT VAL	500,021.	500,021.
STIFEL	MKT VAL	81,347.	81,347.
TOTAL		\$ 33,013,978.	\$ 32,985,853.

FEDERAL STATEMENTS
HUTTON FOUNDATION
DBA HUTTON PARKER FOUNDATION

STATEMENT 8
FORM 990-PF, PART II, LINE 11
INVESTMENTS - LAND, BUILDINGS, AND EQUIPMENT

<u>CATEGORY</u>	<u>BASIS</u>	<u>ACCUM. DEPREC.</u>	<u>BOOK VALUE</u>	<u>FAIR MARKET VALUE</u>
BUILDINGS	\$ 26,192,974.	\$ 4,425,559.	\$ 21,767,415.	\$ 32,718,361.
IMPROVEMENTS	2,010,461.	700,865.	1,309,596.	566,464.
LAND	13,377,393.		13,377,393.	18,644,752.
TOTAL	<u>\$ 41,580,828.</u>	<u>\$ 5,126,424.</u>	<u>\$ 36,454,404.</u>	<u>\$ 51,929,577.</u>

STATEMENT 9
FORM 990-PF, PART II, LINE 13
INVESTMENTS - OTHER

<u>OTHER INVESTMENTS</u>	<u>VALUATION METHOD</u>	<u>BOOK VALUE</u>	<u>FAIR MARKET VALUE</u>
RIVER SPRINGS, LP	MKT VAL	\$ 1,259,357.	\$ 5,545,514.
TOTAL		<u>\$ 1,259,357.</u>	<u>\$ 5,545,514.</u>

STATEMENT 10
FORM 990-PF, PART II, LINE 14
LAND, BUILDINGS, AND EQUIPMENT

<u>CATEGORY</u>	<u>BASIS</u>	<u>ACCUM. DEPREC.</u>	<u>BOOK VALUE</u>	<u>FAIR MARKET VALUE</u>
FURNITURE AND FIXTURES	\$ 131,556.	\$ 79,200.	\$ 52,356.	\$ 52,356.
TOTAL	<u>\$ 131,556.</u>	<u>\$ 79,200.</u>	<u>\$ 52,356.</u>	<u>\$ 52,356.</u>

STATEMENT 11
FORM 990-PF, PART II, LINE 15
OTHER ASSETS

	<u>BOOK VALUE</u>	<u>FAIR MARKET VALUE</u>
FINE ARTS	\$ 98,711.	\$ 98,711.
NET INTANGIBLE ASSETS	33,547.	33,547.
NOTE RECEIVABLES-PROG RELATED INVESTMENT	563,218.	563,218.
TOTAL	<u>\$ 695,476.</u>	<u>\$ 695,476.</u>

STATEMENT 12
FORM 990-PF, PART II, LINE 21
MORTGAGES AND OTHER NOTES PAYABLE

<u>MORTGAGES PAYABLE</u>	<u>BALANCE DUE</u>
MONTECITO BANK	\$ 6,584,023.
TOTAL MORTGAGES PAYABLE	<u>\$ 6,584,023.</u>

STATEMENT 13
FORM 990-PF, PART II, LINE 22
OTHER LIABILITIES

SECURITY DEPOSITS	\$ 34,482.
DEFERRED TAXES PAYABLE	60,163.
TOTAL	<u>\$ 94,645.</u>

STATEMENT 14
FORM 990-PF, PART III, LINE 3
OTHER INCREASES

FAIR MARKET INTEREST DISCOUNT INCOME	\$ 27,041.
FAIR MARKET RENT DISCOUNT INCOME	1,458,540.
NET UNREALIZED GAINS OR LOSSES ON INVESTMENTS	277,010.
TOTAL	<u>\$ 1,762,591.</u>

STATEMENT 15
FORM 990-PF, PART III, LINE 5
OTHER DECREASES

CURRENT YEAR'S FEDERAL TAX PROVISION	\$ 72,500.
FAIR MARKET INTEREST DISCOUNT DONATION	27,041.
FAIR MARKET RENT DISCOUNT DONATION	1,458,540.
TOTAL	<u>\$ 1,558,081.</u>

STATEMENT 16
FORM 990-PF, PART IV, LINE 1
CAPITAL GAINS AND LOSSES FOR TAX ON INVESTMENT INCOME

ITEM	(A) DESCRIPTION	(B) HOW ACQUIRED	(C) DATE ACQUIRED	(D) DATE SOLD
1	FIDELITY WEST COAST-DETAIL AVAILABLE	PURCHASED	VARIOUS	VARIOUS
2	STIFEL-DETAIL AVAILABLE	PURCHASED	VARIOUS	VARIOUS
3	CROWELL WEEDON -LEGG-DETAIL AVAILABLE	PURCHASED	VARIOUS	VARIOUS
4	CROWELL WEEDON-ANCHOR-DETAIL AVAILABLE	PURCHASED	VARIOUS	VARIOUS
5	FLOW-THROUGH GAINS/LOSS-P/S INT- COMMON	PURCHASED	VARIOUS	VARIOUS
6	OFFICE BLDG-6842 PHELPS	PURCHASED	8/13/2004	5/17/2013

FEDERAL STATEMENTS
HUTTON FOUNDATION
DBA HUTTON PARKER FOUNDATION

STATEMENT 16 (CONTINUED)
FORM 990-PF, PART IV, LINE 1
CAPITAL GAINS AND LOSSES FOR TAX ON INVESTMENT INCOME

ITEM	(E) GROSS SALES	(F) DEPREC. ALLOWED	(G) COST BASIS	(H) GAIN (LOSS)	(I) FMV 12/31/69	(J) ADJ. BAS. 12/31/69	(K) EXCESS (I) - (J)	(L) GAIN (LOSS)
1	485,806.		444,097.	41,709.				\$ 41,709.
2	49,609.		50,200.	-591.				-591.
3	1083505.		830,120.	253,385.				253,385.
4	438,088.		461,042.	-22,954.				-22,954.
5	3,109.		0.	3,109.				3,109.
6	600,000.	79,632.	603,130.	76,502.				76,502.
							TOTAL	<u>\$ 351,160.</u>

STATEMENT 17
FORM 990-PF, PART VIII, LINE 1
LIST OF OFFICERS, DIRECTORS, TRUSTEES, AND KEY EMPLOYEES

NAME AND ADDRESS	TITLE AND AVERAGE HOURS PER WEEK DEVOTED	COMPEN- SATION	CONTRI- BUTION TO EBP & DC	EXPENSE ACCOUNT/ OTHER
THOMAS C. PARKER 26 WEST ANAPAMU, 4TH FLOOR SANTA BARBARA, CA 93101	PRES/DIR 30.00	\$ 178,320.	\$ 35,664.	\$ 0.
ARLENE R. CRAIG 26 WEST ANAPAMU, 4TH FLOOR SANTA BARBARA, CA 93101	VP/TREAS/SEC 20.00		0.	0.
JESS T. PARKER 26 WEST ANAPAMU, 4TH FLOOR SANTA BARBARA, CA 93101	VICE PRESIDENT 0.50		0.	0.
SUSAN PARKER 26 WEST ANAPAMU, 4TH FLOOR SANTA BARBARA, CA 93101	EVP/ASSIST SEC 5.00		0.	0.
CHUCK SLOSSER 26 WEST ANAPAMU, 4TH FLOOR SANTA BARBARA, CA 93101	DIRECTOR 0.05		0.	0.
SAM TYLER 26 WEST ANAPAMU, 4TH FLOOR SANTA BARBARA, CA 93101	DIRECTOR 0.05		0.	0.
		TOTAL	<u>\$ 178,320.</u>	<u>\$ 35,664.</u>
				<u>\$ 0.</u>

STATEMENT 18
FORM 990-PF, PART XV, LINE 2A-D
APPLICATION SUBMISSION INFORMATION

NAME OF GRANT PROGRAM:

NAME:

HUTTON FOUNDATION

CARE OF:

STREET ADDRESS:

26 WEST ANAPAMU, 4TH FLOOR

CITY, STATE, ZIP CODE:

SANTA BARBARA, CA 93101

TELEPHONE:

805-957-4740

E-MAIL ADDRESS:

FORM AND CONTENT:

ORGANIZATIONS SEEKING GRANTS SHOULD SUBMIT THE INFORMATION AS REQUIRED ON THE COPY OF THE APPLICATION FORMS (GRANT APPLICATION COVER SHEET) OR (PROGRAM RELATED INVESTMENT PRELIMINARY APPLICATION) ALL APPLICATIONS ARE AVAILABLE ON THE WEBSITE AT WWW.HUTTONFOUNDATION.ORG.

SUBMISSION DEADLINES:

RESTRICTIONS ON AWARDS:

VISIT WWW.HUTTONFOUNDATION.ORG FOR VARIOUS DEADLINES GRANTS ARE LIMITED TO 501 (C) (3) / 509 (A) PUBLIC CHARITIES IN CALIFORNIA (SPECIAL CONSIDERATION TO ORANGE, RIVERSIDE, AND SANTA BARBARA COUNTIES) IN THE AREAS OF EDUCATION; HEALTH & HUMAN SERVICES; CIVIC & COMMUNITY DEVELOPMENT; WOMEN'S SERVICES; AND YOUTH & FAMILY SERVICES.

RENTAL INCOME WORKSHEET
FORM 990-PF

5624 HOLLISTER

GROSS RENTAL INCOME	\$ 159,505.
EXPENSES	
AMORTIZATION	1,479.
DEPRECIATION	42,270.
GARDENING	2,127.
INSURANCE	3,061.
MANAGEMENT FEES	4,784.
PAINTING AND DECORATING	68.
REPAIRS	4,635.
TAXES	619.
UTILITIES	1,112.
LIFE SAFETY	2,138.
TOTAL EXPENSES	\$ 62,293.

NET RENTAL INCOME OR LOSS \$ 97,212.

302 CARRILLO STREET

GROSS RENTAL INCOME	\$ 239,031.
EXPENSES	
DEPRECIATION	25,214.
GARDENING	1,680.
INSURANCE	3,975.
MANAGEMENT FEES	7,170.
PAINTING AND DECORATING	1,274.
REPAIRS	10,944.
TAXES	6,591.
UTILITIES	5,491.
HVAC MAINTNEANCE	374.
TOTAL EXPENSES	\$ 62,713.

NET RENTAL INCOME OR LOSS \$ 176,318.

327-335 SALINAS STREET

GROSS RENTAL INCOME	\$ 151,633.
EXPENSES	
DEPRECIATION	26,495.
GARDENING	3,000.
INSURANCE	3,436.
MANAGEMENT FEES	4,456.
PAINTING AND DECORATING	4,035.
REPAIRS	5,620.
TAXES	3,300.
UTILITIES	17,449.
LIFE SAFETY	1,857.
HVAC	1,442.
REFUSE REMOVAL	2,382.
LOCK/KEY/SIGNAGE	120.
TOTAL EXPENSES	\$ 73,592.

NET RENTAL INCOME OR LOSS \$ 78,041.

120 EAST JONES STREET

GROSS RENTAL INCOME	\$ 65,936.
EXPENSES	
CLEANING AND MAINTENANCE	5,069.
DEPRECIATION	38,097.
GARDENING	2,678.

RENTAL INCOME WORKSHEET (CONTINUED)
FORM 990-PF

INSURANCE	1,765.
REPAIRS	2,334.
TAXES	70.
UTILITIES	5,220.
REFUSE REMOVAL	365.
HVAC	996.
OFFICE EXPENSE	129.
LOCK/KEY/SIGNAGE	580.
PARKING LOT MAINTENANCE	695.
LIFE SAFETY	73.
TOTAL EXPENSES	\$ 58,071.
NET RENTAL INCOME OR LOSS	\$ 7,865.

5638 HOLLISTER

GROSS RENTAL INCOME	\$ 425,444.
EXPENSES	
CLEANING AND MAINTENANCE	10,600.
DEPRECIATION	69,606.
GARDENING	4,640.
INSURANCE	8,077.
MANAGEMENT FEES	12,626.
PAINTING AND DECORATING	3,082.
PEST CONTROL	510.
REPAIRS	12,988.
TAXES	6,241.
UTILITIES	67,896.
HVAC	4,624.
ELEVATOR REPAIR & MAINT	3,369.
REFUSE REMOVAL	2,284.
LOCK/KEY/SIGNAGE	1,534.
LIFE SAFETY	5,971.
TOTAL EXPENSES	\$ 214,048.
NET RENTAL INCOME OR LOSS	\$ 211,396.

6842 PHELPS

GROSS RENTAL INCOME	\$ 10,161.
EXPENSES	
DEPRECIATION	3,756.
INSURANCE	649.
TAXES	118.
TOTAL EXPENSES	\$ 4,523.
NET RENTAL INCOME OR LOSS	\$ 5,638.

1528 CHAPALA

GROSS RENTAL INCOME	\$ 357,308.
EXPENSES	
CLEANING AND MAINTENANCE	10,071.
DEPRECIATION	120,415.
GARDENING	2,453.
INSURANCE	8,062.
MANAGEMENT FEES	10,322.
PAINTING AND DECORATING	795.
REPAIRS	13,061.
TAXES	150.
UTILITIES	33,412.

RENTAL INCOME WORKSHEET (CONTINUED)
FORM 990-PF

HVAC MAINTNEANCE	14,160.
ELEVATOR REPAIR & MAINT	3,152.
REFUSE REMOVAL	4,129.
LOCK/KEY/SIGNAGE	3,430.
LIFE SAFETY	1,267.
TOTAL EXPENSES	\$ 224,879.

NET RENTAL INCOME OR LOSS \$ 132,429.

705 MCCLELLAND

GROSS RENTAL INCOME	\$ 19,107.
EXPENSES	
DEPRECIATION	948.
INSURANCE	1,173.
TAXES	66.
UTILITIES	2,610.
LIFE SAFETY	196.
HVAC	1,492.
REFUSE REMOVAL	459.
TOTAL EXPENSES	\$ 6,944.

NET RENTAL INCOME OR LOSS \$ 12,163.

26 ANAPAMU

GROSS RENTAL INCOME	\$ 119,121.
EXPENSES	
CLEANING AND MAINTENANCE	1,239.
DEPRECIATION	35,544.
GARDENING	1,102.
INSURANCE	2,586.
MANAGEMENT FEES	3,605.
PAINTING AND DECORATING	285.
REPAIRS	4,869.
TAXES	2,687.
UTILITIES	10,791.
HVAC MAINTNEANCE	1,769.
LIFE SAFETY	2,099.
REFUSE REMOVAL	849.
LOCK/KEY/SIGNAGE	120.
ELEVATOR REPAIR & MAINT	1,286.
TOTAL EXPENSES	\$ 68,831.

NET RENTAL INCOME OR LOSS \$ 50,290.

1330 STATE STREET

GROSS RENTAL INCOME	\$ 244,336.
EXPENSES	
CLEANING AND MAINTENANCE	9,422.
DEPRECIATION	67,564.
GARDENING	4,453.
INSURANCE	5,474.
MANAGEMENT FEES	7,346.
PAINTING AND DECORATING	2,255.
REPAIRS	8,509.
TAXES	216.
UTILITIES	28,881.
LOCK/KEY/SIGNAGE	196.
REFUSE REMOVAL	3,282.

RENTAL INCOME WORKSHEET (CONTINUED)
FORM 990-PF

LIFE SAFETY	3,484.
HVAC	3,364.
INTERNET EXPENSE	3,642.
ELEVATOR REPAIR & MAINT	2,590.
TOTAL EXPENSES	<u>\$ 150,678.</u>

NET RENTAL INCOME OR LOSS	<u>\$ 93,658.</u>
---------------------------	-------------------

1124 CASTILLO

GROSS RENTAL INCOME	\$ 29,808.
EXPENSES	
DEPRECIATION	7,450.
INSURANCE	118.
TAXES	61.
TOTAL EXPENSES	<u>\$ 7,629.</u>

NET RENTAL INCOME OR LOSS	<u>\$ 22,179.</u>
---------------------------	-------------------

1530 CHAPALA

GROSS RENTAL INCOME	\$ 43,297.
EXPENSES	
CLEANING AND MAINTENANCE	2,691.
DEPRECIATION	10,663.
GARDENING	2,313.
INSURANCE	985.
MANAGEMENT FEES	1,291.
PAINTING AND DECORATING	1,141.
PEST CONTROL	660.
REPAIRS	3,275.
TAXES	5,546.
UTILITIES	5,043.
LIFE SAFETY	414.
HVAC	152.
LOCK/KEY/SIGNAGE	610.
TOTAL EXPENSES	<u>\$ 34,784.</u>

NET RENTAL INCOME OR LOSS	<u>\$ 8,513.</u>
---------------------------	------------------

608-612 ANACAPA

GROSS RENTAL INCOME	\$ 748,682.
EXPENSES	
AMORTIZATION	3,040.
CLEANING AND MAINTENANCE	809.
DEPRECIATION	267,255.
GARDENING	6,400.
INSURANCE	14,862.
INTEREST	256,776.
LEGAL AND PROFESSIONAL FEES	8,319.
MANAGEMENT FEES	2,754.
PAINTING AND DECORATING	263.
REPAIRS	10,366.
UTILITIES	25,330.
LIFE SAFETY	5,134.
HVAC MAINTNEANCE	12,745.
OFFICE EXPENSE	18.
LOCK/KEY/SIGNAGE	759.
ELEVATOR REPAIR & MAINT	169.
TOTAL EXPENSES	<u>\$ 614,999.</u>

RENTAL INCOME WORKSHEET (CONTINUED)
FORM 990-PFNET RENTAL INCOME OR LOSS \$ 133,683.**21 ARRELLAGA**

GROSS RENTAL INCOME	\$ 45,857.
EXPENSES	
DEPRECIATION	12,660.
GARDENING	2,570.
INSURANCE	1,046.
MANAGEMENT FEES	1,374.
REPAIRS	129.
TAXES	7,904.
LOCK/KEY/SIGNAGE	37.
TOTAL EXPENSES	\$ 25,720.

NET RENTAL INCOME OR LOSS \$ 20,137.**700 MILPAS**

GROSS RENTAL INCOME	\$ 84,000.
EXPENSES	
DEPRECIATION	20,123.
TAXES	72.
TOTAL EXPENSES	\$ 20,195.

NET RENTAL INCOME OR LOSS \$ 63,805.**602-612 ANACAPA**

GROSS RENTAL INCOME	\$ 285,409.
EXPENSES	
AMORTIZATION	1,159.
CLEANING AND MAINTENANCE	309.
DEPRECIATION	99,067.
GARDENING	2,440.
INSURANCE	5,665.
INTEREST	97,887.
LEGAL AND PROFESSIONAL FEES	3,172.
MANAGEMENT FEES	1,050.
PAINTING AND DECORATING	100.
REPAIRS	3,951.
TAXES	41,408.
UTILITIES	9,656.
LIFE SAFETY	1,957.
HVAC	4,858.
OFFICE EXPENSE	7.
LOCK/KEY/SIGNAGE	289.
ELEVATOR REPAIR & MAINT	65.
TOTAL EXPENSES	\$ 273,040.

NET RENTAL INCOME OR LOSS \$ 12,369.

12/31/13

2013 FEDERAL BOOK SUMMARY DEPRECIATION SCHEDULE

PAGE 1

HUTTON FOUNDATION
DBA HUTTON PARKER FOUNDATION

33-0779894

NO.	DESCRIPTION	DATE ACQUIRED	DATE SOLD	COST/ BASIS	BUS PCT.	CUR 179/ SDA	PRIOR 179/ SDA/ DEPR.	METHOD	LIFE	CURRENT DEPR.
FORM 199										
BUILDINGS										
98	BLDG-4TH FLR-ANAPAMU	8/31/05		623,255			116,858	S/L	40	15,581
	TOTAL BUILDINGS			623,255		0	116,858			15,581
FURNITURE AND FIXTURES										
2	FILE CABINETS	7/01/98		1,223			1,224	S/L	12	0
7	DESK	7/01/98		4,515			4,515	S/L	12	0
8	FILE CABINETS	7/01/98		813			816	S/L	12	0
9	8 CONFERENCE CHAIRS	7/01/98		2,439			2,439	S/L	12	0
10	SOFA, CHAIR & TABLE	7/01/98		7,472			7,472	S/L	12	0
11	BED CHEST	7/01/98		1,508			1,512	S/L	12	0
12	DESK	7/20/98		2,667			2,667	S/L	12	0
13	4 CONFERENCE CHAIRS	7/20/98		1,220			1,220	S/L	12	0
14	1 CONFERENCE EASEL	7/20/98		1,373			1,373	S/L	12	0
15	2 DISPLAY CABINETS	8/17/98		2,694			2,694	S/L	12	0
16	2 SIDE CHAIRS	10/22/98		610			610	S/L	12	0
17	CREDENZA WITH HUTCH	10/22/98		4,294			4,294	S/L	12	0
18	GLASS TOPS	10/22/98		339			339	S/L	12	0
23	DISCO CAM	9/17/01		1,805			1,688	S/L	12	113
24	DIGITAL CAMERA	10/21/02		690			584	S/L	12	57
25	COPIER	6/27/03	1/15/13	9,555			7,562	S/L	12	0
26	HB CONFERENCE	9/29/03		3,000			2,313	S/L	12	250
38	LATERAL FILE	2/01/05		1,075			712	S/L	12	90
40	CONFERENCE TABLE	10/01/05		5,902			3,567	S/L	12	492
133	CUS DESK-RECEPTION	12/31/05		4,847			4,847	S/L	12	0
134	CUSTOM CREDENZA	12/31/05		3,210			3,210	S/L	12	0
135	4 DR WD CREDENZA	12/31/05		1,306			1,306	S/L	12	0
136	6 LEATHER CONF CHAIRS	12/31/06		3,816			3,816	S/L	12	0
137	RATTAN SETEE	12/31/05		1,826			1,826	S/L	12	0
138	8 UPHOLSTERED CHAIRS	12/31/05		2,763			2,763	S/L	12	0
139	4 DR VAULT FILE	12/31/05		835			835	S/L	12	0
140	VERTICAL FILE TUBE	12/31/05		311			311	S/L	12	0
153	LO TABLE	10/15/08		1,264			446	S/L	12	105
177	CHAIR	11/30/10		879			152	S/L	12	73
201	COUCH-TCP	10/31/11		3,070			299	S/L	12	256
219	HALL RUGS	6/01/13		4,383				S/L	12	213

12/31/13

2013 FEDERAL BOOK SUMMARY DEPRECIATION SCHEDULE

PAGE 2

HUTTON FOUNDATION
DBA HUTTON PARKER FOUNDATION

33-0779894

NO.	DESCRIPTION	DATE ACQUIRED	DATE SOLD	COST/ BASIS	BUS PCT.	CUR 179/ SDA	PRIOR 179/ SDA/ DEPR.	METHOD	LIFE	CURRENT DEPR.
TOTAL FURNITURE AND FIXTURE				81,704		0	67,412			1,649
IMPROVEMENTS										
100	BLDG IMPROVE-4TH FLR	8/31/05		9,337			1,709	S/L	40	233
101	BLDG IMPROVE-4TH FLR	10/01/05		283			174	S/L	12	24
102	4TH FLOOR TI'S-APPLIANCES	8/31/05		5,141			3,139	S/L	12	428
103	4TH FLOOR TI'S-PAINTING	8/31/05		26,853			16,412	S/L	12	2,238
104	4TH FLOOR TI'S	8/31/05		239,264			44,018	S/L	40	5,982
105	4TH FLOOR TI'S	9/01/05		1,159			710	S/L	12	97
106	4TH FLOOR-VERTICAL BLINDS	9/01/05		1,280			784	S/L	12	107
107	4TH FLOOR-ENTRY	9/01/05		2,005			1,225	S/L	12	167
108	4TH FLOOR-WINDOW	9/01/05		5,840			3,571	S/L	12	487
109	4TH FLOOR-YAMASA	9/01/05		953			579	S/L	12	79
130	4TH FLOOR-ADD'L DECK	7/26/06		12,995			2,085	S/L	40	325
131	TI-4TH FLR-THRESHOLD	4/12/06		1,575			264	S/L	40	39
132	TI-4TH FLR-SHOWER	6/01/06		1,261			691	S/L	12	105
212	WOOD FLOOR	12/28/12		5,829				S/L	12	486
TOTAL IMPROVEMENTS				313,775		0	75,361			10,797
LAND										
99	LAND-4TH FLR-ANAPAMU	8/31/05		267,109						0
TOTAL LAND				267,109		0	0			0
MACHINERY AND EQUIPMENT										
4	IBM SE 12	7/01/98		268			268	S/L	12	0
5	GRANT SOFTWARE	7/01/98		7,413			7,415	S/L	12	0
6	HP350 FAX	7/01/98		593			593	S/L	12	0
31	PM MONITOR	7/05/04		432			306	S/L	12	36
39	NORSTAR PHONE SYSTEM	9/01/05	7/15/13	6,469			3,953	S/L	12	270
141	PRINTER-EXTRA	2/23/06		1,179			670	S/L	12	98
142	PRINTER-PJH	4/03/06		1,005			567	S/L	12	84
143	DELL COMPUTER-JD	1/10/07		1,246			624	S/L	12	104
144	PRINTER	9/04/07		389			171	S/L	12	32
152	LO COMPUTER & MONITOR	10/15/08	6/30/13	2,796			990	S/L	12	117
154	JD PRINTER	11/01/08		612			213	S/L	12	51
155	PH COMPUTER	7/31/08	10/15/13	1,063			392	S/L	12	66
165	COMPUTER-LAP TOP	4/14/09		1,171			367	S/L	12	98

12/31/13

2013 FEDERAL BOOK SUMMARY DEPRECIATION SCHEDULE

PAGE 3

HUTTON FOUNDATION
DBA HUTTON PARKER FOUNDATION

33-0779894

NO.	DESCRIPTION	DATE ACQUIRED	DATE SOLD	COST/ BASIS	BUS PCT	CUR 179/ SDA	PRIOR 179/ SDA/ DEPR	METHOD	LIFE	CURRENT DEPR
166	MESSAGE MACHINE	7/27/09	7/27/13	1,878			536	S/L	12	78
176	SCANNERS	9/30/10		479			90	S/L	12	40
197	MICROEDGE GRANT SOFTWARE	1/31/11		8,590			1,372	S/L	12	716
198	TCP DESKTOP COMPUTER	3/31/11		933			136	S/L	12	78
199	FILE SERVER	6/16/11		8,521			1,065	S/L	12	710
200	SOUND SYSTEM	7/31/11		1,215			143	S/L	12	101
203	MAC-COMP-TCP	9/30/12		2,647			55	S/L	12	221
218	RICOH COPIER	1/15/13		9,732				S/L	12	811
220	IMAGE RUNER COPIER	7/01/13		6,426				S/L	12	268
221	IMPULSE PHONE SYSTEM	7/15/13		3,370				S/L	12	140
222	PL COMPUTER	10/15/13		1,352				S/L	12	28
223	PL MONITOR	10/15/13		242				S/L	12	5
224	RP COMPUTER	10/15/13		1,352				S/L	12	28
225	RP COMPUTER	10/15/13		242				S/L	12	5
TOTAL MACHINERY AND EQUIPME				71,615		0	19,926			4,185
TOTAL DEPRECIATION				1,357,458		0	279,557			32,212

RENTAL ACTIVITY - 5624 HOLLISTER

AMORTIZATION

110	LC-5624 HOLLISTER	5/01/06		14,790			9,860	S/L	10	1,479
TOTAL AMORTIZATION				14,790		0	9,860			1,479

BUILDINGS

81	BLDG-5624 HOLLISTER	6/16/05		1,644,462			308,338	S/L	40	41,111
TOTAL BUILDINGS				1,644,462		0	308,338			41,111

IMPROVEMENTS

164	WATER METERS	12/30/09		44,548			3,342	S/L	40	1,114
168	WATER METERS	1/01/10		1,809			134	S/L	40	45
TOTAL IMPROVEMENTS				46,357		0	3,476			1,159

LAND

HUTTON FOUNDATION
DBA HUTTON PARKER FOUNDATION

33-0779894

NO.	DESCRIPTION	DATE ACQUIRED	DATE SOLD	COST/ BASIS	BUS PCT.	CUR 179/ SDA	PRIOR 179/ SDA/ DEPR	METHOD	LIFE	CURRENT DEPR.
82	LAND-5624 HOLLISTER	6/16/05		1,096,308						0
	TOTAL LAND			1,096,308		0	0			0
	TOTAL DEPRECIATION			2,787,127		0	311,814			42,270

RENTAL ACTIVITY - 302 CARRILLO STREET

BUILDINGS

1	OFFICE BUILDING	9/10/99		981,496			327,160	S/L	40	24,537
145	ROOF	12/31/07		27,077			3,385	S/L	40	677
	TOTAL BUILDINGS			1,008,573		0	330,545			25,214

LAND

3	LAND	9/10/99		654,330						0
	TOTAL LAND			654,330		0	0			0
	TOTAL DEPRECIATION			1,662,903		0	330,545			25,214

RENTAL ACTIVITY - 327-335 SALINAS STREET

BUILDINGS

19	OFFICE BUILDING	12/20/01		901,426			247,896	S/L	40	22,536
29	TI-STE 333-PAINT & CARPET	10/01/03		3,808			2,932	S/L	12	317
30	TI-STE 333	10/01/03		98,968			22,879	S/L	40	2,474
207	HANDICAP RAMP	6/01/12		5,495			81	S/L	40	138
	TOTAL BUILDINGS			1,009,697		0	273,788			25,465

IMPROVEMENTS

208	TI-STE 329	8/01/12		12,008			125	S/L	40	300
209	TI-STE 329	8/01/12		3,002			104	S/L	12	250
210	TI-STE 327B	11/01/12		4,608			19	S/L	40	115
211	TI-STE 327B	11/01/12		1,152			16	S/L	12	96
230	TI-STE 327 A & B	4/25/13		8,794				S/L	40	147
231	TI-STE 327 A & B	4/25/13		2,199				S/L	12	122
	TOTAL IMPROVEMENTS			31,763		0	264			1,030

12/31/13

2013 FEDERAL BOOK SUMMARY DEPRECIATION SCHEDULE

PAGE 5

HUTTON FOUNDATION
DBA HUTTON PARKER FOUNDATION

33-0779894

NO.	DESCRIPTION	DATE ACQUIRED	DATE SOLD	COST/ BASIS	BUS PCT.	CUR 179/ SDA	PRIOR 179/ SDA/ DEPR.	METHOD	LIFE	CURRENT DEPR.
LAND										
20	LAND	12/20/01		600,950						0
	TOTAL LAND			600,950		0	0			0
	TOTAL DEPRECIATION			1,642,410		0	274,052			26,495

RENTAL ACTIVITY - 120 EAST JONES STREET

BUILDINGS

21	OFFICE BUILDING	12/31/02		146,807			36,701	S/L	40	3,670
27	TENANT IMPROVEMENTS	2/18/03		168,792			138,316	S/L	12	14,066
28	TENANT IMPROVEMENTS	2/18/03		814,432			200,216	S/L	40	20,361
	TOTAL BUILDINGS			1,130,031		0	375,233			38,097

LAND

22	LAND	12/31/02		67,017						0
	TOTAL LAND			67,017		0	0			0
	TOTAL DEPRECIATION			1,197,048		0	375,233			38,097

RENTAL ACTIVITY - 5638 HOLLISTER

BUILDINGS

32	OFFICE BLDG-HOLLISTER	2/01/04		2,321,000			522,227	S/L	40	58,025
	TOTAL BUILDINGS			2,321,000		0	522,227			58,025

IMPROVEMENTS

34	TENANT IMPROVE-HOLLISTER	3/01/04		43,227			31,818	S/L	12	3,602
35	TENANT IMPROVE-HOLLISTER	3/01/04		22,062			4,875	S/L	40	552
111	LANDSCAPE IMP-HOLLISTER	3/22/06		5,405			3,038	S/L	12	450
149	NEW ROOF	12/13/08		196,328			20,041	S/L	40	4,908
163	WATER METERS	12/30/09		19,537			1,466	S/L	40	488
170	WATER METERS	1/01/10		1,018			75	S/L	40	26
171	HVAC UNITS	2/01/10		54,800			3,996	S/L	40	1,370

12/31/13

2013 FEDERAL BOOK SUMMARY DEPRECIATION SCHEDULE

PAGE 6

HUTTON FOUNDATION
DBA HUTTON PARKER FOUNDATION

33-0779894

NO.	DESCRIPTION	DATE ACQUIRED	DATE SOLD	COST/ BASIS	BUS PCT.	CUR 179/ SDA	PRIOR 179/ SDA/ DEPR.	METHOD	LIFE	CURRENT DEPR.
227	HVAC-TREND SYSTEMS	4/01/13		9,860				S/L	40	185
	TOTAL IMPROVEMENTS			352,237		0	65,309			11,581
	LAND									
33	LAND-HOLLISTER	2/01/04		1,632,208						0
	TOTAL LAND			1,632,208		0	0			0
	TOTAL DEPRECIATION			4,305,445		0	587,536			69,606
RENTAL ACTIVITY - 6842 PHELPS										
36	OFFICE BLDG-6842 PHELPS	8/13/04	5/17/13	360,592			75,876	S/L	40	3,756
37	LAND-6842 PHELPS	8/13/04	5/17/13	240,395						0
	TOTAL			600,987		0	75,876			3,756
	TOTAL DEPRECIATION			600,987		0	75,876			3,756
RENTAL ACTIVITY - 1528 CHAPALA										
BUILDINGS										
41	OFFICE BLDG-1528 CHAPALA	7/15/05		3,874,889			726,539	S/L	40	96,872
213	NEW ROOF	6/01/12		55,093			803	S/L	40	1,377
	TOTAL BUILDINGS			3,929,982		0	727,342			98,249
FURNITURE AND FIXTURES										
215	KITCHEN FURNITURE	10/01/12		7,332			153	S/L	12	611
	TOTAL FURNITURE AND FIXTURE			7,332		0	153			611
IMPROVEMENTS										
42	ELECTRICAL IMPROVEMENTS	10/01/05		1,929			348	S/L	40	48
43	HVAC IMPROVEMENTS	11/01/05		13,030			2,336	S/L	40	326
44	SLAB	11/08/05		468			86	S/L	40	12
45	BLDG SIGN	12/01/05		6,390			3,772	S/L	12	532
46	ELEVATOR ADA	12/01/05		3,239			574	S/L	40	81
47	BLDG PAINT	12/31/05		16,000			9,331	S/L	12	1,333

12/31/13

2013 FEDERAL BOOK SUMMARY DEPRECIATION SCHEDULE

PAGE 7

HUTTON FOUNDATION
DBA HUTTON PARKER FOUNDATION

33-0779894

NO.	DESCRIPTION	DATE ACQUIRED	DATE SOLD	COST/ BASIS	BUS PCT.	CUR 179/ SDA	PRIOR 179/ SDA/ DEPR.	METHOD	LIFE	CURRENT DEPR.
48	PARKING LOT IMPROVEMENTS	12/31/05		775			133	S/L	40	19
49	ELECTRONIC DOOR	12/31/05		2,088			1,218	S/L	12	174
51	CONF/TRAIN ROOMS	10/01/05		18,134			10,955	S/L	12	1,511
52	TI'S-ALL COMMON	11/01/05		86,142			15,435	S/L	40	2,154
53	TI-S-ALL COMMON	11/01/05		36,918			22,052	S/L	12	3,077
54	CARPET-CONFERENCE	11/01/05		10,787			6,443	S/L	12	899
55	SUITE 204-CARPET	11/01/05		5,984			3,576	S/L	12	499
56	SUITE 206-CARPET	11/01/05		1,564			932	S/L	12	130
57	SUITE 302 & 303-CARPET	11/01/05		6,312			3,770	S/L	12	526
58	SUITE 307-CARPET	11/01/05		442			265	S/L	12	37
59	SUITE 308-CARPET	11/01/05		2,194			1,311	S/L	12	183
60	SUITE 203-TI'S	11/01/05		4,775			2,852	S/L	12	398
61	SUITE 204-TI'S	11/01/05		19,102			3,426	S/L	40	478
62	SUITE 205-TI'S	11/01/05		1,000			595	S/L	12	83
63	SUITE 205-TI'S	11/01/05		4,001			717	S/L	40	100
64	SUITE 206-TI'S	11/01/05		946			566	S/L	12	79
65	SUITE 206-TI'S	11/01/05		3,786			681	S/L	40	95
66	CARPET-COMMON ALL	12/01/05		4,394			2,593	S/L	12	366
67	SUITE 205-CARPET	12/01/05		2,972			1,757	S/L	12	248
68	PAINTING-COMMON ALL	12/01/05		4,886			2,883	S/L	12	407
69	SUITE 302-TI'S	12/01/05		5,035			2,974	S/L	12	420
70	SUITE 304-TI'S	12/01/05		20,139			3,563	S/L	40	503
71	SUITE 304-TI'S	12/01/05		11,570			6,828	S/L	12	964
72	SUITE 304-TI'S	12/01/05		26,997			4,781	S/L	40	675
73	SUITE 307-TI'S	12/01/05		899			531	S/L	12	75
74	SUITE 307-TI'S	12/01/05		3,596			637	S/L	40	90
75	SUITE 308-TI'S	12/01/05		669			397	S/L	12	56
76	SUITE 308-TI'S	12/01/05		2,677			474	S/L	40	67
77	DISHWASHER	12/31/05		356			210	S/L	12	30
78	MINI BLINDS	12/31/05		403			238	S/L	12	34
112	2 CAFE TBLS, 8 CHAIRS	7/02/98		832			832	S/L	12	0
113	2 CONFERENCE TABLES	7/20/98		3,664			3,664	S/L	12	0
114	ELECTRONIC ENTRY	2/01/06		1,694			975	S/L	12	141
115	EXTERIOR PAINT	2/01/06		985			567	S/L	12	82
116	ROOF DECK	3/01/06		1,900			1,080	S/L	12	158
117	ELEVATOR ADA UPGRADE	4/01/06		10,526			1,775	S/L	40	263
118	CONFERENCE TABLE	12/31/05		2,455			2,455	S/L	12	0
119	ART	1/11/06		1,448						0
120	FURNITURE & FIX-COMMON	3/01/06		1,015			579	S/L	12	85

12/31/13

2013 FEDERAL BOOK SUMMARY DEPRECIATION SCHEDULE

PAGE 8

HUTTON FOUNDATION
DBA HUTTON PARKER FOUNDATION

33-0779894

NO.	DESCRIPTION	DATE ACQUIRED	DATE SOLD	COST/ BASIS	BUS. PCT.	CUR 179/ SDA	PRIOR 179/ SDA/ DEPR.	METHOD	LIFE	CURRENT DEPR.
121	BLDG SIGNS-COMMON	3/01/06		812			464	S/L	12	68
122	REFURBISH STORAGE	3/01/06		1,240			704	S/L	12	103
123	WINDOW TINTING	3/01/06		1,347			766	S/L	12	112
124	WINDOW BLINDS	3/15/06		2,127			1,210	S/L	12	177
125	LOBBY WALL SCULPTURE	4/01/06		7,004						0
146	FIRE ALARM SYSTEM	12/31/07		11,501			4,790	S/L	12	958
147	PAINTING-ROCKFACE	6/24/08		500						0
148	SILK PLANTS & CONTAINERS	9/04/08		2,765			997	S/L	12	230
214	KITCHEN UPGRADES	10/01/12		23,713			494	S/L	12	1,976
228	HVAC-COIL VAV SYSTEM	10/01/13		23,649				S/L	12	493
	TOTAL IMPROVEMENTS			429,776		0	140,592			21,555
	LAND									
50	LAND-1528 CHAPALA	7/15/05		2,601,341						0
	TOTAL LAND			2,601,341		0	0			0
	TOTAL DEPRECIATION			6,968,431		0	868,087			120,415
RENTAL ACTIVITY - 705 MCCLELLAND										
	BUILDINGS									
79	BLDG-MCCLELLAND	12/31/02		36,702			9,179	S/L	40	918
	TOTAL BUILDINGS			36,702		0	9,179			918
	IMPROVEMENTS									
229	LEARNING CENTER	12/01/13		14,440				S/L	40	30
	TOTAL IMPROVEMENTS			14,440		0	0			30
	LAND									
80	LAND-MCCLELLAND	12/31/02		54,261						0
	TOTAL LAND			54,261		0	0			0
	TOTAL DEPRECIATION			105,403		0	9,179			948

12/31/13

2013 FEDERAL BOOK SUMMARY DEPRECIATION SCHEDULE

PAGE 9

HUTTON FOUNDATION
DBA HUTTON PARKER FOUNDATION

33-0779894

NO.	DESCRIPTION	DATE ACQUIRED	DATE SOLD	COST/ BASIS	BUS PCT.	CUR 179/ SDA	PRIOR 179/ SDA/ DEPR.	METHOD	LIFE	CURRENT DEPR.
RENTAL ACTIVITY - 26 ANAPAMU										
BUILDINGS										
83	BLDG-26 ANAPAMU-1ST FLOOR	3/31/05		665,155			135,804	S/L	40	16,629
92	BLDG-2ND FLOOR ANAPAMU	3/31/05		665,155			135,804	S/L	40	16,629
TOTAL BUILDINGS				1,330,310		0	271,608			33,258
IMPROVEMENTS										
85	BLDG IMPROVE-1ST FLOOR	3/31/05		13,227			2,564	S/L	40	331
86	BLDG IMPROVE-1ST FLOOR	10/01/05		401			239	S/L	12	33
87	TI-1ST FLR-PAINTING	10/01/05		250			152	S/L	12	21
88	TI-1ST FLR	10/01/05		938			566	S/L	12	78
89	TI-1ST FLR-YAMASA	10/01/05		1,351			819	S/L	12	113
90	TI-1ST FLR-PAINTING	10/01/05		1,925			1,160	S/L	12	160
91	TI-1ST FLR-TI	10/01/05		12,858			2,328	S/L	40	321
93	BLDG IMPROVE-2ND FLR	3/31/05		16,506			3,199	S/L	40	413
94	BLDG IMPROVE-2ND FLOOR	10/01/05		501			94	S/L	40	13
96	TI-2ND FLOOR-BLDG	4/01/05		288			186	S/L	12	24
97	TI-2ND FLOOR-YAMASA	4/01/05		1,686			1,090	S/L	12	140
126	TI-1ST FLOOR-BLDG DIR	3/22/06		449			250	S/L	12	37
127	DESK-1ST FLOOR	12/31/05		11			11	S/L	12	0
128	EXEC U DESK-1ST FLOOR	12/31/05		3,494			3,494	S/L	12	0
129	EXEC U DESK-1ST FLOOR	12/31/05		3,796			3,796	S/L	12	0
167	BLDG IMPROVE-WINDOWS 2ND	9/30/10		24,077			1,354	S/L	40	602
TOTAL IMPROVEMENTS				81,758		0	21,302			2,286
LAND										
84	LAND-26 ANAPAMU-1ST FLOOR	3/31/05		285,066						0
95	LAND-2ND FLOOR ANAPAMU	3/31/05		285,066						0
TOTAL LAND				570,132		0	0			0
TOTAL DEPRECIATION				1,982,200		0	292,910			35,544

RENTAL ACTIVITY - 1330 STATE STREET

12/31/13

2013 FEDERAL BOOK SUMMARY DEPRECIATION SCHEDULE

PAGE 10

HUTTON FOUNDATION
DBA HUTTON PARKER FOUNDATION

33-0779894

NO.	DESCRIPTION	DATE ACQUIRED	DATE SOLD	COST/ BASIS	BUS PCT.	CUR 179/ SDA	PRIOR 179/ SDA/ DEPR	METHOD	LIFE	CURRENT DEPR
BUILDINGS										
150	BLDG-1330 STATE STREET	10/29/08		1,807,803			188,313	S/L	40	45,195
	TOTAL BUILDINGS			1,807,803		0	188,313			45,195
FURNITURE AND FIXTURES										
159	CONFERENCE RM FURNITURE	7/01/09		15,331			4,473	S/L	12	1,278
161	WINDOW BLINDS	7/01/09		6,893			2,009	S/L	12	574
169	PATIO TABLE & CHAIRS	9/30/10		3,504			657	S/L	12	292
204	METAL TRELLIS	6/01/12		8,442			410	S/L	12	703
205	EXTERIOR SCREEN	9/01/12		2,694			75	S/L	12	225
	TOTAL FURNITURE AND FIXTURE			36,864		0	7,624			3,072
IMPROVEMENTS										
156	PARK LOT IMPROVE-STATE ST	6/22/09		8,125			2,370	S/L	12	677
157	BLDG IMPROVE-STATE STREET	7/01/09		359,635			31,468	S/L	40	8,991
158	BLDG IMPROVE-STATE STREET	7/01/09		75,489			22,018	S/L	12	6,291
206	KITCHEN UPGRADES	10/01/12		16,361			341	S/L	12	1,363
226	STE 204 & 205	7/01/13		5,440				S/L	12	227
	TOTAL IMPROVEMENTS			465,050		0	56,197			17,549
LAND										
151	LAND-1330 STATE STREET	10/29/08		1,205,202						0
	TOTAL LAND			1,205,202		0	0			0
MACHINERY AND EQUIPMENT										
160	STERO & VIDEO EQUIPMENT	7/01/09		6,713			1,957	S/L	12	559
162	DATA & PHONE LINES	7/01/09		14,265			4,161	S/L	12	1,189
	TOTAL MACHINERY AND EQUIPME			20,978		0	6,118			1,748
	TOTAL DEPRECIATION			3,535,897		0	258,252			67,564

RENTAL ACTIVITY - 1124 CASTILLO

12/31/13

2013 FEDERAL BOOK SUMMARY DEPRECIATION SCHEDULE

PAGE 11

HUTTON FOUNDATION
DBA HUTTON PARKER FOUNDATION

33-0779894

NO.	DESCRIPTION	DATE ACQUIRED	DATE SOLD	COST/ BASIS	BUS. PCT.	CUR 179/ SDA	PRIOR 179/ SDA/ DEPR	METHOD	LIFE	CURRENT DEPR
173	LAND-1124 CASTILLO	6/16/10		298,000						0
	TOTAL			298,000		0	0			0
	BUILDINGS									
172	BLDG-1124 CASTILLO	6/16/10		298,000			18,625	S/L	40	7,450
	TOTAL BUILDINGS			298,000		0	18,625			7,450
	TOTAL DEPRECIATION			596,000		0	18,625			7,450
RENTAL ACTIVITY - 1530 CHAPALA										
175	LAND-1530 CHAPALA	11/18/10		408,994						0
186	TI-1530 CHAPALA	9/09/11		3,187			355	S/L	12	265
187	TI-1530 CHAPALA	10/03/11		1,417			147	S/L	12	118
216	EXTERIOR SIGN	5/01/12		655			36	S/L	12	55
	TOTAL			414,253		0	538			438
	BUILDINGS									
174	BLDG-1530 CHAPALA	11/18/10		408,994			21,302	S/L	40	10,225
	TOTAL BUILDINGS			408,994		0	21,302			10,225
	TOTAL DEPRECIATION			823,247		0	21,840			10,663
RENTAL ACTIVITY - 608-612 ANACAPA										
178	BLDG-ANACAPA	2/04/11		4,990,755			239,878	S/L MM	39	127,970
179	BLDG-ANACAPA	2/04/11		1,156,033			78,139	S/L MM	27 5	41,676
180	TI-ANACAPA	2/04/11		160,250			23,235	150DB HY	15	13,701
181	FIXTURES-ANACAPA	2/04/11		4,744			1,840	200DB HY	7	830
182	EQUIPMENT-ANACAPA	2/04/11		213,155			110,840	200DB HY	5	40,926
183	ALARM-PHASE I-ANACAPA	9/01/11		18,398			2,668	150DB HY	15	1,573
184	ALARM-PHASE II-ANACAPA	11/01/11		9,872			1,432	150DB HY	15	844
196	LAND-ANACAPA	2/04/11		1,816,184						0
202	ALARM-PHASE III	7/01/12		10,577			528	150DB HY	15	1,005
217	DECK	9/28/12		42,876			16,472	200DB HY	3	21,090
232	COOLING TOWER	5/15/13		303,344				150DB HY	15	15,167
233	DECK REPAIR	12/01/13		49,465				150DB HY	15	2,473

12/31/13

2013 FEDERAL BOOK SUMMARY DEPRECIATION SCHEDULE

PAGE 12

HUTTON FOUNDATION
DBA HUTTON PARKER FOUNDATION

33-0779894

NO.	DESCRIPTION	DATE ACQUIRED	DATE SOLD	COST/ BASIS	BUS PCT	CUR 179/ SDA	PRIOR 179/ SDA/ DEPR	METHOD	LIFE	CURRENT DEPR
TOTAL				8,775,653		0	475,032			267,255
AMORTIZATION										
185	LOAN COSTS-ANACAPA	2/04/11		13,028			2,347	S/L	10	1,302
194	LOAN COSTS-ANACAPA	2/04/11		12,670			2,282	S/L	10	1,267
195	LOAN COSTS-ANACAPA	2/04/11		4,706			849	S/L	10	471
TOTAL AMORTIZATION				30,404		0	5,478			3,040
TOTAL DEPRECIATION				8,775,653		0	475,032			267,255
RENTAL ACTIVITY - 21 ARRELLAGA										
190	BLDG-ARRELLAGA	12/30/10		363,595			18,180	S/L	40	9,090
191	LAND-ARRELLAGA	12/30/10		363,595						0
192	TI-ARRELLAGA	8/29/11		55,674			1,856	S/L	40	1,391
193	TI-ARRELLAGA	8/29/11		26,143			2,904	S/L	12	2,179
TOTAL				809,007		0	22,940			12,660
TOTAL DEPRECIATION				809,007		0	22,940			12,660
RENTAL ACTIVITY - 700 MILPAS										
188	BLDG-700 MILPAS	1/11/11		804,913			40,246	S/L	40	20,123
189	LAND-700 MILPAS	1/11/11		742,996						0
TOTAL				1,547,909		0	40,246			20,123
TOTAL DEPRECIATION				1,547,909		0	40,246			20,123
RENTAL ACTIVITY - 602-612 ANACAPA										
234	BLDG-ANACAPA	2/04/11		1,902,553			91,531	S/L MM	39	48,781
235	BLDG-ANACAPA	2/04/11		436,886			29,787	S/L MM	27.5	15,885
236	TI-ANACAPA	2/04/11		61,090			8,859	150DB HY	15	5,223
237	FIXTURES-ANACAPA	2/04/11		1,808			701	200DB HY	7	316
238	EQUIPMENT-ANACAPA	2/04/11		81,258			42,255	200DB HY	5	15,602
239	ALARM PHASE I-ANACAPA	9/01/11		7,014			1,017	150DB HY	15	600
240	ALARM PHASE II-ANACAPA	11/01/11		3,763			545	150DB HY	15	322
241	ALARM PHASE III-ANACAPA	7/01/12		4,031			202	150DB HY	15	383

12/31/13

2013 FEDERAL BOOK SUMMARY DEPRECIATION SCHEDULE

PAGE 13

HUTTON FOUNDATION
DBA HUTTON PARKER FOUNDATION

33-0779894

NO.	DESCRIPTION	DATE ACQUIRED	DATE SOLD	COST/ BASIS	BUS PCT.	CUR 179/ SDA	PRIOR 179/ SDA/ DEPR	METHOD	LIFE	CURRENT DEPR
242	DECK-ANACAPA	9/28/12		16,345			3,269	200DB HY	5	5,230
246	COOLING TOWER	5/15/13		115,640				150DB HY	15	5,782
247	DECK REPAIR	12/01/13		18,857				150DB HY	15	943
248	LAND	2/04/11		692,358						0
TOTAL				3,341,603		0	178,166			99,067
AMORTIZATION										
243	LOAN COSTS-ANACAPA	2/04/11		4,967			952	S/L	10	497
244	LOAN COSTS-ANACAPA	2/04/11		4,830			926	S/L	10	483
245	LOAN COSTS-ANACAPA	2/04/11		1,794			343	S/L	10	179
TOTAL AMORTIZATION				11,591		0	2,221			1,159
TOTAL DEPRECIATION				3,341,603		0	178,166			99,067
GRAND TOTAL AMORTIZATION				56,785		0	17,559			5,678
GRAND TOTAL DEPRECIATION				42,038,728		0	4,419,890			879,339
DEPRECIATION ASSETS SOLD				622,748		0	89,309			4,287
DEPR REMAINING ASSETS				41,415,980		0	4,330,581			875,052

**HUTTON FOUNDATION
DBA HUTTON PARKER FOUNDATION
FORM 990-PF
12/31/13**

STATEMENT: PART XV-3A GRANTS CONTRIBUTIONS PAID DURING YEAR

Recipient Name and Address	Relationship	Status	Purpose	Amount
Adventures in Caring Foundation Fox, Simon 1528 Chapala Street, Suite 202 Santa Barbara, CA 93101	None	501c(3) Public Charity	General Purpose	\$21,125 00
Alliance For Pharmaceutical Access, Incorporated Serrano, Joe 237 Town Center West #122 Santa Maria, CA 93458	None	501c(3) Public Charity	General Purpose	\$15,000 00
Altrusa International Foundation of Santa Maria Cota, Donna PO Box 5034 Santa Maria, CA 93456	None	501c(3) Public Charity	General Purpose	\$2,200 00
Alzheimer's Disease And Related Disorders Association Inc Spiegel, Rhonda 1528 Chapala Street, Suite 204 Santa Barbara, CA 93101	None	501c(3) Public Charity	General Purpose	\$2,765 00
American Heart Association Dosch, Lisa 212 W Figueroa Street Santa Barbara, CA 93101	None	501c(3) Public Charity	General Purpose	\$750 00
American Red Cross, Santa Barbara County Chapter Rode, Jill 2707 State Street Santa Barbara, CA 93105	None	501c(3) Public Charity	General Purpose	\$3,000 00
Anti-Defamation League Silverman, Cynthia 1528 Chapala Street, Suite 301 Santa Barbara, CA 93101	None	501c(3) Public Charity	General Purpose	\$4,050 00
Antioch University Santa Barbara Leffert, Nancy 801 Garden Street, Suite 101 Santa Barbara, CA 93101	None	501c(3) Public Charity	General Purpose	\$6,000 00
Arthritis Foundation, Inc. Garfinkle, Asher 2253 Las Positas Rd Suite A Santa Barbara, CA 93105	None	501c(3) Public Charity	General Purpose	\$500 00
Beyond Batten Disease Foundation PO Box 200998 Austin, TX 78720	None	501c(3) Public Charity	General Purpose	\$800 00

Boys & Girls Club of Santa Barbara, Inc. Littlejohn, Monique 632 East Canon Perdido St Santa Barbara, CA 93103	None	501c(3) Public Charity	General Purpose	\$5,000 00
Boys & Girls Club of Santa Maria Valley Bailey, Allison 901 N Railroad Avenue Santa Maria, CA 93458	None	501c(3) Public Charity	General Purpose	\$2,200 00
Brain Injury Association of Santa Barbara Eckert, Eryn 625 Chapala St Santa Barbara, CA 93101	None	501c(3) Public Charity	General Purpose	\$25,000 00
Breast Cancer Resource Center of Santa Barbara Kelly, Silvana R 525 W Junipero Street Santa Barbara, CA 93105	None	501c(3) Public Charity	General Purpose	\$26,000 00
California Lutheran University Wheatly, R Stephen 60 West Olsen Road, #1300 Thousand Oaks, CA 91360	None	501c(3) Public Charity	General Purpose	\$2,500 00
Carpinteria Education Foundation, Inc. Alpert, Patricia 5201 8th Street, Suite 310 Carpinteria, CA 93013	None	501c(3) Public Charity	General Purpose	\$1,000 00
Carpinteria Unified School District/CCPM 1400 Linden Avenue Carpinteria, CA 93013	None	501c(3) Public Charity	General Purpose	\$31,255 41
Carpinteria Womens Club 1059 Vallecito Road Carpinteria, CA 93014	None	501c(3) Public Charity	General Purpose	\$1,500 00
Casa Esperanza Foley, Michael PO Box 24116 Santa Barbara, CA 93121	None	501c(3) Public Charity	General Purpose	\$50,000 00
Center for Human Understanding and Growth von Frausing-Borch, RN, MFT, Ole 301 S Miller Street, Suite 112 Santa Maria, CA 93454	None	501c(3) Public Charity	General Purpose	\$2,200 00
Center for Successful Aging Linker, Gary 1528 Chapala, Suite 205 Santa Barbara, CA 93101	None	501c(3) Public Charity	General Purpose	\$3,000 00
Channel Islands YMCA Karlson, Lynn 105 E Carrillo Street Santa Barbara, CA 93105	None	501c(3) Public Charity	General Purpose	\$5,000 00

Chapman University Bourgeois, Sheryl A One University Drive Orange, CA 92866	None	501c(3) Public Charity	General Purpose	\$8,000 00
Child Abuse Listening Mediation Inc Rodriguez, Cecilia 1236 Chapala St Santa Barbara, CA 93101	None	501c(3) Public Charity	General Purpose	\$11,000 00
Coast Caregiver Resource Center Sheridan, Mary 1528 Chapala Street, Suite 302 Santa Barbara, CA 93101	None	501c(3) Public Charity	General Purpose	\$825 00
Community Action Commission Of Santa Barbara County Forman, Fran 5638 Hollister Ave , Suite 230 Goleta, CA 93117	None	501c(3) Public Charity	General Purpose	\$5,450 00
Community Counseling Center Inc Marin, Mariela 923 Olive St , Suite 1 Santa Barbara, CA 93110	None	501c(3) Public Charity	General Purpose	\$15,000 00
Community Environmental Council Davis, Dave 26 W Anapamu, 2nd floor Santa Barbara, CA 93101	None	501c(3) Public Charity	General Purpose	\$2,000 00
Community Film Studio of Santa Barbara Presnal, Jack PO Box 4712 Santa Barbara, CA 93140	None	501(c)(3) Public Charity	General Purpose	\$1,200 00
Community Partners in Caring Payne, Ashley 120 East Jones St , Suite 130 Santa Maria, CA 93454	None	501c(3) Public Charity	General Purpose	\$2,500 00
Council on Alcoholism and Drug Abuse Stonefelt, Ed 232 East Canon Perdido Street Santa Barbara, CA 93101	None	501c(3) Public Charity	General Purpose	\$18,000 00
Court Appointed Special Advocates (CASA) Howry, Bob 2601 Skyway Drive Suite #A3 Santa Maria, CA 93455	None	501c(3) Public Charity	General Purpose	\$47,200 00
Denver Scholarship Foundation Mendoza, Myles 303 East 17th Ave , Suite 200 Denver, CO 80203	None	501c(3) Public Charity	General Purpose	\$26,000 00
Direct Relief International Drake, Stephanie 27 S La Patera Lane Santa Barbara, CA 93117	None	501c(3) Public Charity	General Purpose	\$25,000 00

Discovery Science Center Adams, Joe 2500 N Main Street Santa Ana, CA 92715	None	501c(3) Public Charity	General Purpose	\$2,500 00
Doctors Without Walls-Santa Barbara Street Medicine Sanchez, Marguerite PO Box 3751 Santa Barbara, CA 93130	None	501(c)(3) Public Charity	General Purpose	\$36,000 00
Dog Adoption & Welfare Group Grossheider, Emily PO Box 9221 Santa Barbara, CA 93190	None	501c(3) Public Charity	General Purpose	\$3,000 00
Domestic Violence Solutions For Santa Barbara County Marcoe, Marsha PO Box 1536 Santa Barbara, CA 93102	None	501c(3) Public Charity	General Purpose	\$2,000 00
Dream Foundation Lynch, Erinn 1528 Chapala Street, Suite 304 Santa Barbara, CA 93101	None	501c(3) Public Charity	General Purpose	\$8,600 00
Ensemble Theatre Project Inc Tanner, Meghan P O Box 2307 Santa Barbara, CA 93120	None	501c(3) Public Charity	General Purpose	\$50,000 00
Environmental Defense Center Bailey, Owen 906 Garden Street Santa Barbara, CA 93101	None	501c(3) Public Charity	General Purpose	\$28,000 00
Exponent Philanthropy Berman, Henry 1720 N Street NW Washington, DC 20036	None	501c(3) Public Charity	General Purpose	\$2,500 00
Food From The Heart Inc Zoll, Bethany 909 North La Cumbre Road Santa Barbara, CA 93110	None	501(c)(3) Public Charity	General Purpose	\$10,000 00
Foodbank Of Santa Barbara County Wedow, Suzanne 4554 Hollister Avenue Santa Barbara, CA 93110	None	501c(3) Public Charity	General Purpose	\$62,000 00
Foundation For Fighting Blindness 7168 Columbia Gateway, Suite 100 Columbia, MD 21046-3256	None	501c(3) Public Charity	General Purpose	\$2,500 00

Foundation for Girsh Park Harrington, Ryan 7050 Phelps Rd Goleta, CA 93117	None	501c(3) Public Charity	General Purpose	\$30,000 00
The Foundation For Santa Barbara City College Patterson, Vanessa 721 Cliff Drive Santa Barbara, CA 93109	None	501c(3) Public Charity	General Purpose	\$15,000 00
Friends of the Santa Maria Public Library Newell, Jeni Santa Maria Public Library 421 South McClelland St Santa Maria, CA 93454-5116	None	501c(3) Public Charity	General Purpose	\$2,200 00
Friends of VADA at Santa Barbara High School Brown, Calico PO Box 4426 Santa Barbara, CA 93140	None	501c(3) Public Charity	General Purpose	\$4,000 00
Fund for Santa Barbara Green, Geoff 26 West Anapamu Street, Suite 100 Santa Barbara, CA 93101-2192	None	501c(3) Public Charity	General Purpose	\$50,000 00
Ganna Walska Lotusland Foundation Stauffer, Gwen 695 Ashley Road Santa Barbara, CA 93108	None	501c(3) Private Operating	General Purpose	\$2,500 00
Girls Incorporated Of Carpinteria Juarez, Victoria 5315 Foothill Road Carpinteria, CA 93013	None	501c(3) Public Charity	General Purpose	\$6,750 00
Girls Incorporated of Greater Santa Barbara Caldwell, Charles PO Box 236 Santa Barbara, CA 93117	None	501c(3) Public Charity	General Purpose	\$35,000 00
Goleta Valley Historical Society Cederlof, Robin 304 North Los Carneros Road Goleta, CA 93117	None	501c(3) Public Charity	General Purpose	\$10,685 00
Good Samaritan Shelter, Inc. Barnard, Sylvia 731 S Lincoln Street Santa Maria, CA 93458	None	501c(3) Public Charity	General Purpose	\$1,000 00
Guadalupe - Nipomo Dunes Center Jenzen, Doug PO Box 339 Guadalupe, CA 93434	None	501c(3) Public Charity	General Purpose	\$28,400 00
Hearts Adaptive Riding Program Inc. Gillispie, Kirby P O Box 30662 Santa Barbara, CA 93130	None	501c(3) Public Charity	General Purpose	\$1,000 00

Housing Trust Fund of Santa Barbara County McGovern, Jennifer P O Box 60909 Santa Barbara, CA 93160-0909	None	501c(3) Public Charity	General Purpose	\$20,000 00
Independent Living Partnership 6235 River Crest Drive, Suite C Riverside,CA 92507-0758	None	501c(3) Public Charity	General Purpose	\$1,500 00
Isla Vista Youth Project Inc Miller, LuAnn 6842 Phelps Road Goleta, CA 93117	None	501c(3) Public Charity	General Purpose	\$28,600 00
Junior League of Santa Barbara Muhr, Joan 229 East Victoria Street Santa Barbara, CA 93101	None	501(c)(3) Public Charity	General Purpose	\$2,500 00
Just Communities Central Coast Schwartz, Jarrod 1528 Chapala Street, Suite 308 Santa Barbara, CA 93101	None	501(c)(3) Public Charity	General Purpose	\$38,900 00
La Cumbre Junior High School Foundation Caines, Jo Ann 2255 Modoc Road Santa Barbara, CA 93101	None	501(c)(3) Public Charity	General Purpose	\$1,000 00
The Leukemia & Lymphoma Society Kozaki, Erin 1525 State Street, Ste 205 Santa Barbara, CA 93101	None	501c(3) Public Charity	General Purpose	\$3,000 00
LifeChronicles Carter, Kate 113 West Mission St , Suite B2 Santa Barbara, CA 93101	None	501c(3) Public Charity	General Purpose	\$2,500 00
Lobero Theatre Foundation Asbell, David 21 E Canon Perdido Suite 204 Santa Barbara, CA 93101	None	501c(3) Public Charity	General Purpose	\$45,000 00
Lompoc Valley Chamber of Commerce Community Development McReynolds, John 111 South I Street Lompoc, CA 93436	None	501c(3) Public Charity	General Purpose	\$15,000 00
Mental Wellness Center Cameron, Annmarie 617 Garden Street Santa Barbara, CA 93101	None	501c(3) Public Charity	General Purpose	\$31,000 00

New Beginnings Counseling Center Schwarz, Kristine 324 East Carrillo Street, Suite C Santa Barbara, CA 93101	None	501c(3) Public Charity	General Purpose	\$35,000 00
NonProfit Resource Network (NPRN) c/o The Fund For Santa Barbara 26 W Anapamu Street Santa Barbara, CA 93101 <i>General Operating Support</i>	None	501c(3) Public Charity	General Purpose	\$19,021 60
Opera Santa Barbara Sharpe, Steven 1330 State Street, Suite 209 Santa Barbara, CA 93101	None	501c(3) Public Charity	General Purpose	\$3,000 00
Pacific Pride Foundation McDevitt, James 126 E Haley Street, Suite A-11 Santa Barbara, CA 93101	None	501c(3) Public Charity	General Purpose	\$40,000 00
Parks & Recreation Community Foundation Cook, Judith PO Box 91742 Santa Barbara, CA 93190	None	501c(3) Public Charity	General Purpose	\$7,500 00
Passkeys Foundation Williams, Russell T P O Box 4137 Mission Viejo, CA 92690	None	501c(3) Public Charity	General Purpose	\$24,500 00
Philanthropy Roundtable Meyerson, Adam 1730 M Street, NW Suite 601 Washington, DC 20036	None	501(c)(3) Public Charity	General Purpose	\$1,000 00
Royal Family KIDS of Santa Maria Rae Diane 721 E Foster Road Santa Maria, CA 93455	None	501(c)(3) Public Charity	General Purpose	\$2,200 00
Santa Barbara Beekeepers Association Bebb, Todd PO Box 23427 Santa Barbara, CA 93121	None	501(c)(3) Public Charity	General Purpose	\$12,000 00
Santa Barbara Bicycle Coalition France, Edward 506 E Haley Street Santa Barbara, CA 93103	None	501c(3) Public Charity	General Purpose	\$25,000 00
Santa Barbara Botanic Garden, Inc. Windhager, Steve 1212 Mission Canyon Road Santa Barbara, CA 93105-2126 <i>A Midsummer Night's Drink Sponsor</i>	None	501c(3) Public Charity	General Purpose	\$4,500 00

Santa Barbara Community Housing Corp. Jamison, John 11 E Haley Street Santa Barbara, CA 93101	None	501c(3) Public Charity	General Purpose	\$5,000 00
Santa Barbara County Education Office Bednersh, Florene 3970 La Colina Road Santa Barbara, CA 93110	None	501c(3) Public Charity	General Purpose	\$37,500 00
Santa Barbara Dance Alliance Thomas, Lisa 1330 State Street Suite 201 Santa Barbara, CA 93101	None	501c(3) Public Charity	General Purpose	\$1,000 00
Santa Barbara Foresters Pintard, Bill 4299 Carpinteria Avenue, Suite 201 Carpinteria, CA 93013	None	501c(3) Public Charity	General Purpose	\$1,500 00
Santa Barbara Foundation Gallo, Ron 1111 Chapala, Suite 200 Santa Barbara, CA 93101	None	501c(3) Public Charity	General Purpose	\$68,140 00
Santa Barbara International Film Festival Pratt, Sean 1528 Chapala, Suite 203 Santa Barbara, CA 93101	None	501c(3) Public Charity	General Purpose	\$2,570 00
Santa Barbara Maritime Museum Gorga, Greg 113 Harbor Way Suite 190 Santa Barbara, CA 93109	None	501c(3) Public Charity	General Purpose	\$213,833 00
Santa Barbara Mission Archive-Library Inc. Frei, Cheryl 2201 Laguna St Santa Barbara, CA 93105	None	501(c)(3) Public Charity	General Purpose	\$10,190 00
Santa Barbara Museum of Art Morris, Tracey 1130 State Street Santa Barbara, CA 93101	None	501c(3) Public Charity	General Purpose	\$40,000 00
Santa Barbara Museum of Natural History Swetland, Luke 2559 Puesta del Sol Santa Barbara, CA 93105	None	501c(3) Public Charity	General Purpose	\$51,200 00
Santa Barbara Partners in Education Magnusson, Michelle 3970 La Colina Road, Suite 9 Santa Barbara, CA 93110	None	501c(3) Public Charity	General Purpose	\$45,000 00

Santa Barbara Police Activities League Parker, Laurie L PO Box 91121 Santa Barbara, CA 93190	None	501c(3) Public Charity	General Purpose	\$5,000 00
Santa Barbara Education Foundation Yahyavi, Margie 1330 State St Ste 204 Santa Barbara, CA 93101	None	501c(3) Public Charity	General Purpose	\$31,000 00
Santa Barbara Rape Crisis Center Granados, Elsa 433 E Canon Perdido St Santa Barbara, CA 93101	None	501c(3) Public Charity	General Purpose	\$1,500 00
Santa Barbara Rescue Mission Weber, Rebecca 535 E Yanonali St Santa Barbara, CA 93103	None	501c(3) Public Charity	General Purpose	\$40,000 00
Santa Barbara School of Squash Inc Brown, Debbie 1530 Chapala Street, Suite B Santa Barbara, CA 93101	None	501(c)(3) Public Charity	General Purpose	\$17,000 00
Santa Barbara Youth Foundation Friederich, Dennis L 130 Harbor Way Santa Barbara, CA 93109	None	501(c)(3) Public Charity	General Purpose	\$15,000 00
Santa Maria Valley Discovery Museum Slaughter, Chris 705 S McClelland Santa Maria, CA 93454	None	501c(3) Public Charity	General Purpose	\$497,427 72
Santa Ynez Valley People Helping People Palus, Dean 545 North Alisal Road Solvang, CA 93463	None	501(c)(3) Public Charity	General Purpose	\$30,000 00
Santa Ynez Valley Senior Citizens Foundation Serritslev, Robin 164 W Highway 246 Buellton, CA 93427	None	501c(3) Public Charity	General Purpose	\$20,000 00
Santa Ynez Valley Therapeutic Riding Academy Serritslev, Robin 195 Refugio Rd Santa Ynez, CA 93460	None	501c(3) Public Charity	General Purpose	\$15,000 00
Scholarship Foundation of Santa Barbara Anderson, Rebecca 2253 Las Positas Road Santa Barbara, CA 93111	None	501c(3) Public Charity	General Purpose	\$52,200 00
Southern Pacific District Council of the Assemblies of God Vincent, David 236 La Lata Drive Buellton, CA 93427-9451	None	501c(3) Public Charity	General Purpose	\$3,000 00

St. Joseph Hospital Foundation McGill, Katie 1100 Stewart Drive P O Box 5600 Orange, CA 92613-5600	None	501(c)(3) Public Charity	General Purpose	\$2,500 00
Storyteller Children's Center, Inc. Allison, Terri 2115 State Street Santa Barbara, CA 93105	None	501(c)(3) Public Charity	General Purpose	\$35,000 00
Surgical Eye Expeditions International Inc Stenfors, Brian 6950 Hollister Ave , Suite 250 Santa Barbara, CA 93117-2807	None	501(c)(3) Public Charity	General Purpose	\$20,000 00
Santa Maria-Bonita School District, The Dominguez, Karin 708 S Miller Street Santa Maria, CA 93454	None	501(c)(3) Public Charity	General Purpose	\$25,000 00
UCSB Foundation, The Greinke, Gary University of California at Santa Barbara Santa Barbara, CA 93106	None	501(c)(3) Public Charity	General Purpose	\$5,000 00
United Boys And Girls Clubs Of Greater Santa Barbara County Carbajal, Gina P O Box 1485 Santa Barbara, CA 93102	None	501(c)(3) Public Charity	General Purpose	\$52,500 00
United Way of Santa Barbara Didier, Paul G 320 East Gutierrez Santa Barbara, CA 93101	None	501(c)(3) Public Charity	General Purpose	\$37,750 00
Unity Shoppe, Inc. Reed, Thomas 110 West Sola Street Santa Barbara, CA 93101	None	501(c)(3) Public Charity	General Purpose	\$30,000 00
Visiting Nurse & Hospice Care of Santa Barbara Keith, Rick 509 E Montecito Street Santa Barbara, CA 93103	None	501(c)(3) Public Charity	General Purpose	\$25,500 00
Visiting Nurse Association of the Inland Counties Rusnak, Mike 6235 River Crest Drive, Suite L Riverside, CA 92507	None	501(c)(3) Public Charity	General Purpose	\$32,500 00
Westmont College Neal, Kenon 955 La Paz Santa Barbara, CA 93108	None	501(c)(3) Public Charity	General Purpose	\$1,750 00

Wildling Museum

None

501c(3)

General Purpose

\$3,000 00

Otte, Stacey

Public Charity

PO Box 907

Los Olivos, CA 93441

WISEPlace

None

501(c)(3)

General Purpose

\$3,500 00

Davis Bowman, Kathleen

Public Charity

1411 N Broadway

Santa Ana, CA 92706

Women's Economic Ventures

None

501c(3)

General Purpose

\$49,800 00

Mangone, Danelle

Public Charity

333 S Salinas St

Santa Barbara, CA 93103

Grand Total\$2,656,237 73



2010-2011

Annual Report

CONTENTS:

Introduction	1
Our Vision	2
Our Mission	3
Our Values	4
Our Goals	5
Our Progress	6
Our Future	7

PRESIDENT'S MESSAGE

Dear Friends,

As a charitable foundation serving the nonprofit sector, are we meant to be a community leader or follower? This is a question I've often asked of Hutton Parker Foundation and our service throughout Santa Barbara County

Hutton Parker Foundation is often described as innovative and creative. Foundation colleagues and nonprofit representatives alike reference our PRI Program providing low interest loans to nonprofits, our Endowment Package Program providing basic tools essential to establishing an endowment fund; our Media Grant Program providing three distinct opportunities for local nonprofits to increase awareness and exposure of their programs and services; and our Under One Roof Program providing low cost, long term office space to nonprofits as examples of innovation and creativity

Is Hutton Parker Foundation really that creative? Has the Foundation really led the nonprofit community? I think not. Every one of the "innovative and creative" programs we have developed, facilitated and implemented originated from meetings and discussions with numerous nonprofit groups within our community. These ideas are the result of needs expressed from within our local nonprofit sector


I have always believed the purpose of a private

foundation is to provide support to the nonprofit sector. Our job is not to set community agendas or micro-manage programs. It is not our job to create or advocate for special or new initiatives. Our job is to listen to the nonprofit sector—to the people and organizations serving our community—and to respond to their needs

As a result of this practice, Hutton Parker Foundation heard, loud and clear, from our nonprofit community that what is needed most, right now, is basic Core Support to help keep vital programs operating through these hard economic times.

"A leader is one who knows the way, goes the way, and shows the way." —JOHN C. MAXWELL

Our nonprofit organizations have shown us the way—for decades. It is our honor to continue to support their ideas, respond to their needs and follow in their example.



Thomas C. Parker
President



Thomas C. Parker

Board, Officers & Committees

Hutton Foundation Board of Directors

Thomas C. Parker
Charles O. Slosser
Sam Tyler

Foundation Officers

Thomas C. Parker	President
Susan Parker	Executive Vice President/Assistant Secretary
Arlene R. Craig	Vice President/Treasurer/Secretary
Jess T. Parker	Vice President

Audit Committee

Kent Englert
Charles O. Slosser
Sam Tyler

Finance Committee

Thomas C. Parker
Sam Tyler
Charles O. Slosser

Compensation Committee

Eloy Ortega
Charles O. Slosser
Sam Tyler



Left: Thomas C. Parker with Betty Hutton
Right: Sue & Tom Parker



Our History

Harold and Betty Hutton, entrepreneurs, adventurers and business partners, began their business as a small refining operation in Long Beach in the early 1950s and by the middle of the 70's became a leading exporter of oil and natural gas from South East Asia

In 1975, while living and working in Indonesia, Harold Hutton passed away suddenly. After his death, Betty decided to close the company's oil operation in South East Asia and return to her roots in Orange, California. And it was there, following a short retirement she established Hutton Companies, a commercial real estate development corporation

In the early 80's Tom Parker was named President of Hutton Companies. It was from this point that the organization became more of a family operation. Betty watched the business grow knowing that much of the revenue would eventually fund the Hutton Parker Foundation, a dream of both Betty and Tom's.

Betty Hutton passed away in September of 1995. Today, Tom Parker continues the dream they initiated as Hutton Parker Foundation strives to make a difference in the communities it serves

Our Mission

Hutton Parker Foundation strives to provide organizational sustainability to community-based nonprofit organizations throughout Santa Barbara County and to assist agencies in achieving their highest level of performance and delivery of services resulting in stronger, more efficient communities for all.

The Foundation specializes in providing quality office space for local area nonprofit organizations through the acquisition and development of commercial real estate properties

Foundation Staff

Thomas C. Parker

President

Tom became president of Hutton Companies in 1985. It had always been a dream of both Tom and Betty Hutton to create a private foundation with the Company's assets. Upon Betty's death in 1995, the Foundation was funded and soon started a number of innovative programs. Tom is responsible for the Foundation's fiscal and operational management. He received both his BA and MBA from California Lutheran University.

Pamela J. Lewis

Executive Director

Before joining Hutton Parker Foundation in May 1996, Pam, an Ohio native and BGSU Graduate, spent more than 15 years as an executive in the marketing, advertising and public relations industry. Shifting from the for-profit to the non-profit sector was like switching from selling her soul to feeding her soul. Her current duties include identification, facilitation and evaluation of special initiatives, nonprofit facilities coordination and management, funding administration and Board support



Robyn Parker

Program Associate


A Santa Barbara native and recent UCSB graduate, Robyn began working at the Foundation in 2010, and is the first point of contact with the Foundation. It is her job to field and direct all Foundation inquiries and provide awareness of our various funding programs. Her strong organizational, communication and office management skills help to keep day-to-day operations running smoothly



2010-2011 AUDITED FINANCIAL HIGHLIGHTS

	2011	2010
Total Assets:	\$87,913,939	\$78,942,597
Total Liabilities:	\$7,244,845	\$350,828
Net Assets Unrestricted	\$80,669,094	\$78,591,769
Administration Expenses	\$584,904	\$549,396
Total Grants, Donations & PRIs:	\$2,416,040	\$1,955,930
TOTAL DISTRIBUTIONS (Grants, Donations, PRIs and Value Discounted Interest & Rents):	\$3,729,542	\$2,667,310

*2011 Total Distributions
by Program Area*



- **14%** Arts & Culture \$301,300
- **16%** Children, Youth & Families \$350,095
- **16%** Civic & Community \$342,285
- **24%** Education \$535,830
- **31%** Health & Human Services \$674,530

TOTAL 2011 DISTRIBUTIONS: \$2,204,040

*2010 Total Distributions
by Program Area*



- **11%** Arts & Culture \$218,633
- **13%** Children, Youth & Families \$250,895
- **33%** Civic & Community \$635,720
- **33%** Education \$651,282
- **10%** Health & Human Services \$199,400

TOTAL 2010 DISTRIBUTIONS: \$1,955,930

2010 DISTRIBUTIONS

Arts & Culture

Camerata Pacifica
Hahn Hall Promotion

Music Academy of the West
General Program Support

Santa Barbara Bowl Foundation
American Campaign

Santa Barbara Center for the Performing Arts, Inc.
Granada Theatre Renovation Project

Santa Barbara Dance Alliance
General Operating Support
In Honor of James Buchanan

Santa Barbara Dance Institute
General Operating Support

Santa Barbara Historical Museum
The Gift of History Campaign
General Operating Support

Santa Barbara Maritime Museum
General Operating Support

Santa Barbara Museum of Natural History
Luria Hall Capital Campaign
2010 Mission Creek Gala
Community Education Programs

Santa Barbara Vocal Jazz Foundation
General Operating Support

Santa Barbara Zoological Foundation
2010 Zoofari Ball

The Wooden Floor
Minevent-Student Tickets
Concert Tickets
General Operating Support



Santa Barbara Dance Institute

TOTAL ARTS & CULTURE: \$218,633

Children, Youth & Families

Boys & Girls Club of Santa Barbara, Inc.
2010 Kids Auction
Kobe Bryant Luncheon

Carrillo Counseling Services
General Operating Support



Boys & Girls Club of Santa Barbara, Inc

Channel Island's YMCA
2010 Reaching for Stars

Child Abuse Listening Mediation, Inc.
2010 Celebrity Authors Luncheon
Electrical Updates at Carpinteria Location

Community Action Commission of Santa Barbara County
Senior Nutrition Program
General Operating Support

Family Care Network, Inc.
HF/SBI Media Grant

Family Service Agency of Santa Barbara
Lompoc Family Resource Center
2010 Senior Symposium

Future Leaders of America, Inc.
Strategic Planning Support

Girls Incorporated of Greater Santa Barbara
Celebration Lunch

Good Samaritan Shelter, Inc.
2010 Santa Barbara Country
Housing Conference

Santa Barbara Family Care Center
HVAC Repairs

Santa Barbara Soccer Club
Turf Capital Campaign

Santa Barbara Youth Foundation
In Memory of RP Richards

United Boys & Girls Club of Greater Santa Barbara County
General Operating Support
Program Related Investment
Stand up for Kids

Unity Shoppe, Inc.
2010 Unity Shoppe Telethon

WISEPlace
Home for the Holidays

TOTAL CHILDREN, YOUTH & FAMILIES: \$250,895

Civic & Community

American Red Cross, Santa Barbara County Chapter
Life Cube Project

Association of Small Foundations
General Operating Support

Community Environmental Council
Fossil Free by '33—April 09

Easy Lift Transportation
Emergency Funding for Replacement Van

Fund for Santa Barbara
2010 Bread & Roses

Heal the Ocean
General Program Support

Nonprofit Support Center
Art Show Awards
General Operating Support

Nuclear Age Peace Foundation
General Operating Support

Santa Barbara Foundation
Non-Endowed Field of Interest Fund
2010 Partnership for Excellence Conference
2010 Women's Fund
Pacific Coast Business Times Nonprofits Inserts
2010 Man & Women of the Year Cornerstone Family Fund
Global Neighborhood Fund
General Operating Support

Santa Barbara Institute on World Affairs
General Operating Support

Second Baptist Church
100th Anniversary Celebration



Community Environmental Council

TOTAL CIVIC & COMMUNITY: \$635,720

Education



Community Action Commission—Headstart

Arts From Scrap
HF/SBI Media Grant

California Lutheran University
Women's Softball Field & Stadium

Carpinteria Education Foundation, Inc.
CHS Professional Teaching Kitchen
Main Family Resource Center Improvements

Chapman University
The Betty L. Hutton Williams Endowed Professorship in International Economic Law
2010 Betty L. Hutton Williams Medal Award
2010 American Celebration

Denver Scholarship Foundation
An Evening with Michael Bloomberg

Discovery Science Center
Education Fund

La Cumbre Junior High School Foundation
Healthy Lifestyles Program

Passkeys Foundation
General Program Support

Santa Barbara Athletic Roundtable
Membership sponsor

Santa Barbara Charter School
General Operating Support

Santa Barbara Foundation—THRIVE
Early Childhood Education Collaborative

Santa Barbara High School
Dale Steele Dons Football Trust Alumni Identification & Fundraising Program

Taller of San Jose
Workforce Training Programs

Women's Economic Ventures
General Operating Support

TOTAL EDUCATION: \$651,282

2010 DISTRIBUTIONS



Recording for the Blind & Dyslexic

Health & Human Services

Alpha Resource Center of Santa Barbara
General Operating Support

Alzheimer's Association of Santa Barbara
In Memory of Rob Ramirez' father
General Operating Support

Animals as Natural Therapy
General Operating Support

Arthritis Foundation, Inc.
2010 Taste of the Town

Autism Speaks, Inc.
2010 Walk for Autism

Cancer Center of Santa Barbara
In Memory of Rowena "Doodie"
Martinsen Taylor

Caregivers Volunteers Assisting The Elderly
2010 Sail-A-thon

Center for Successful Aging
HF/SBI Media Grant

Council on Alcoholism and Drug Abuse
2010 Summit for Danny
2010 Mission for Mentors

Direct Relief International
Haiti Earthquake Relief

Dream Foundation
2010 Celebration of Dreams

Goleta Valley Cottage Hospital Foundation
2009 Dr Jo Pro- Am Sponsor
2010 Dr Jo Pro- Am Sponsor

Hillside House, Inc.
2010 Women of Purpose

Recording for the Blind & Dyslexic
Student Scholarships

Santa Barbara Cottage Hospital
Cottage Hospital Replacement Project

St. Joseph Hospital Foundation
Heart & Vascular Center

Santa Barbara Rape Crisis Center
2010 Chocolate De Vine

Taylor's Gift Foundation
General Operating Support

Teddy Bear Cancer Foundation
General Operating Support

Visiting Nurse & Hospice Care of Santa Barbara
2010 Charity Regatta
Serenity House Capital Campaign

TOTAL HEALTH & HUMAN SERVICES: \$199,400

TOTAL 2010 DISTRIBUTIONS: \$1,955,930

2011 DISTRIBUTIONS

Arts & Culture

Opera Santa Barbara

HF/SBI Media Grant
In Honor of Sarah Chrisman
General Operating Support

Patricia Henley Foundation

General Operating Support

Santa Barbara Art Association

HF/SBI Media Grant

Santa Barbara Botanic Garden

Core Support

Santa Barbara Bowl Foundation

American Campaign

**Santa Barbara Center for
Performing Arts**

Granada Theatre Renovations Project
General Operating Support

**Santa Barbara Chamber
Orchestra Society**

General Operating Support

Santa Barbara Choral Society

General Operating Support

**Santa Barbara Community Youth
Performing Arts**

Core Support

Santa Barbara Dance Alliance

Core Support
Goleta Valley Art Association—
Artist Awards
General Operating Support

Santa Barbara Dance Institute

General Operating Support

Santa Barbara Historical Museum

The Gift of History Campaign

Santa Barbara Maritime Museum

General Operating Support

Santa Barbara Museum of Art

Core Support

**Santa Barbara Museum of
Natural History**

Community Education Programs
2011 Mission Creek Gala

**Santa Barbara Symphony
Orchestra Association**

General Operating Support

Santa Barbara Vocal Jazz Foundation

General Operating Support

Santa Barbara Zoological Foundation

2011 Zoofari Ball

The Wooden Floor

Betty Steele Recognition Donation
RedCat Theater 2012 Performance

TOTAL ARTS & CULTURE: \$301,300

Children, Youth & Families

Channel Island's YMCA

2011 Reaching for Stars

Child Abuse Listening Mediation, Inc.

2011 Celebrity Authors Luncheon

**Community Action Commission of
Santa Barbara County**

Core Support
General Operating Support
Gang Task Force Initiative Office

**Court Appointed Special
Advocates (CASA)**

Core Support

Family Service Agency of Santa Barbara

Core Support

Future Leaders of America, Inc.

Strategic Planning Support

Girls Incorporated of Carpinteria

Core Support

**Girls Incorporated of Greater
Santa Barbara**

Core Support
10th Annual Celebration Luncheon

Isla Vista Youth Projects

Core Support

Little Star Pony Foundation

General Operating Support

Santa Barbara Police Activities League

Scholarship Fund

Santa Barbara School of Squash

General Operating Support

Teddy Bear Cancer Foundation

General Operating Support—
Grizzly Bear Club

**United Boys & Girls Club of Greater
Santa Barbara County**

Core Support
Stand Up for Kids Event

Unity Shoppe, Inc.

Larry Crandell 88th Birthday Celebration

WISEPlace

Home for the Holidays



Girls Incorporated of Greater Santa Barbara

TOTAL CHILDREN, YOUTH & FAMILIES: \$350,095

Arts & Culture

California Avocado Festival, Inc.
2011 Festival Sponsor

Community Environmental Council
General Operating Support
2011 Gala

Environmental Education Foundation
Save the Mermaids Beach Clean Up

Fund for Santa Barbara
2011 Bread & Roses
General Operating Support

Guadalupe-Nipomo Dunes Center
General Operating Support

International Documentary
2011 Bringing King to China

Lompoc Valley Community Healthcare Organization
Core Support

Navy Seal Foundation
In Honor of Louis Langlais

Nuclear Age Peace Foundation
Foundation Search Membership
General Operating Support

Parks & Recreation Community Foundation
Friends of East Beach Association

Philanthropy Roundtable
Membership

Santa Barbara Athletic Roundtable
Scholarship Fund

Santa Barbara Channelkeeper
Core Support

Santa Barbara Channels
General Operating Support

Santa Barbara Foundation
Non-Endowed Field of Interest Fund
2011 Matching Express Grants Fund
2011 Partnership for Excellence
2011 Women's Fund of Santa Barbara
Topsy Turvy Privy Foundation General Operating Support
Global Neighborhood Fund

Santa Barbara Navy League
Welcome Home Gala Honoring
Local Marines

Santa Barbara Wildlife Care Network
Core Support
2011 Wildlife Sanctuary Awards
General Operating Support



Santa Barbara Symphony

Southern Pacific District Council of the Assemblies of God
Church at the Crossroads Event

Unitarian Society of Santa Barbara
Freedom Warming Center

United Way of Santa Barbara
2011 Red Feather Ball
Reading Plus Program

Women's Economic Ventures
Matching Grant for 20th Anniversary

TOTAL CIVIC & COMMUNITY: \$342,285

Education



Santa Barbara City College Foundation

Antioch University
General Operating Support

California Lutheran University
Women's Softball Field & Stadium
KCLU Studio

Carpinteria Education Foundation, Inc.
Workforce Investment Board
2011 Carp-A-Cabana

Chapman University
Betty Hutton Williams Award—School of Business
2010 American Celebration

Denver Scholarship Foundation
Scholarship Funds

Discovery Science Center
Education Programs

Ganna Walksa Lotusland Foundation
Fourth Grade Outreach Program

La Cumbre Junior High School Foundation
Seed for Success Program

National Latino Peace Officers Association
Computer Fund

Passkeys Foundation
General Operating Support

Santa Barbara Foundation—THRIVE
Early Childhood Education Collaborative
THRIVE General Operating Support

Santa Barbara Education Foundation
Core Support
General Operating Support

(continued)

Education (continued)

Santa Barbara High School
2011 MAD Academy

Santa Barbara Middle School
General Operating Support

Santa Barbara Partners in Education
HF/SBI Media Grant

Santa Maria Bonita School District
MESA Program

2011 DISTRIBUTIONS

Scholarship Foundation of Santa Barbara
In Honor of John Leonard

TOTAL EDUCATION: \$535,830

Health & Human Services

Alliance for Pharmaceutical Access, Inc.
Core Support

Alpha Resource Center of Santa Barbara
General Operating Support

Angels Foster Care of Santa Barbara
Core Support

Animals as Natural Therapy
2011 Shining Star Event
General Operating Support

Autism Speaks, Inc.
2011 Walk for Autism

Beyond Batten Disease Foundation
Run to the Sun Sponsorship

Brain Injury Association of Santa Barbara
The Comprehensive Campaign
HF/SBI Media Grant

Carrillo Counseling Services, Inc.
Core Support

Casa Esperanza
Support for PR Plan

Community Counseling Center, Inc.
Core Support

Council on Alcoholism and Drug Abuse
2012 Amethyst Ball
2011 Summit for Danny

Dream Foundation
In Memory of Steve Redding



Foodbank of Santa Barbara County
Core Support

Foundation for Fighting Blindness
SB Vision Walk

Friendship Adult Day Care
HF/SBI Media Grant

Independent Living Partnership
20th Anniversary Celebration

Legal Aid Foundation
Core Support Grant

Pacific Pride Foundation
Core Support

RISB Foundation
Central Park Jogger Event

Sansum Diabetes Research Institute
HF/SBI Media Grant

Santa Barbara Cottage Hospital
Cottage Hospital Replacement Project

Santa Barbara Neighborhood Clinics
Core Support

Santa Ynez Valley People Helping People
Core Support

St. Joseph Hospital Foundation
Breast Imaging Center

Transition House
Core Support

Visiting Nurse & Hospice Care of Santa Barbara
Mothers Day Luncheon, In Honor of Elizabeth Parker
2011 Charity Regatta
Serenity House Capital Campaign

TOTAL HEALTH & HUMAN SERVICES: \$674,530

TOTAL 2011 DISTRIBUTIONS: \$2,204,040


Hutton Parker Foundation Owned & Managed Commercial Properties for Nonprofit Use

In 2001, Hutton Parker Foundation purchased its first commercial building with the mission of providing nonprofit agencies with organizational stability. It soon became apparent that the nonprofit organizations were not only benefitting from long-term stability, but they thrived from the interaction and communication with their peers creating a sense of community and synergy. The Foundation quickly realized the benefits of this communication and idea-sharing and found that when similar nonprofits congregated, the benefits significantly increased.

In 2010, with this concept in mind, new acquisitions provided the opportunity to develop both a nonprofit Arts & Culture business center as well as a project dedicated to Early Childhood Education. In 2011, our largest building to date was added to our portfolio providing a long term modern, functional new campus for Antioch University Santa Barbara.

The Foundation currently owns and operates 17 individual properties housing nearly 90 local area nonprofit businesses, perpetuating its mission of providing organizational stability and sustainability.

Current Properties



**602-612 ANACAPA STREET, SANTA BARBARA, CA
NEW 2011**

Acquired February 2011
4 Story, 36,767 Sq. Ft.

Current Nonprofit Tenants:
Antioch University Santa Barbara



302 WEST CARRILLO STREET, SANTA BARBARA, CA

Acquired September 1999
2 Story, 10,300 Sq. Ft.

Current Nonprofit Tenants:
Goodwill Industries of Santa Barbara & Ventura Counties



26 WEST ANAPAMU, SANTA BARBARA, CA

Acquired November 2004
4 Story, 11,082 Sq. Ft.

Current Nonprofit Tenants:
*Community Environmental Council
The Fund for Santa Barbara
Hutton Parker Foundation
June G. Outhwaite Charitable Trust*



**1124 CASTILLO, SANTA BARBARA, CA
NEW 2010**

Acquired: June 2010
1 Story, 3,690 Sq. Ft.

Current Nonprofit Tenants:
Children's Resource & Referral of Santa Barbara County

(continued)

Current Properties (continued)



1528 CHAPALA, SANTA BARBARA, CA

Acquired: July 2005
3 Story, 16,871 Sq. Ft

Current Nonprofit Tenants:

Adventures in Caring Foundation
Alzheimer's Association
Anti-Defamation League
Caregiver Coalition of Santa Barbara
Center for Successful Aging
Coast Caregiver Resource Center
Dream Foundation
Just Communities
Santa Barbara International Film Festival



1530 CHAPALA, SANTA BARBARA CA NEW 2010

Acquired: November 2010
2 Story, 2,419 Sq. Ft

Current Nonprofit Tenants:

Santa Barbara School of Squash
THRIVE Santa Barbara County
THRIVE Westside



5624 HOLLISTER, GOLETA, CA

Acquired: June 2005
1 Story, 14,914 Sq. Ft

Current Nonprofit Tenants:

Alpha Resource Center of Santa Barbara

UNDER ONE ROOF



5638 HOLLISTER, GOLETA, CA

Acquired: September 2003
3 Story, 22,476 Sq. Ft

Current Nonprofit Tenants:

Community Action Commission (CAC)
Ally Learning Center (formerly Reading for the Blind & Dyslexic)
United Boys & Girls Club of Santa Barbara County




COMMUNITY CORNERSTONE CENTER FOR NONPROFITS— 120 EAST JONES STREET, SANTA MARIA, CA

Acquired: October 2001
1 Story, 5,880 Sq. Ft

Current Nonprofit Tenants:

Conflict Solutions Center
Court Appointed Special Advocates (CASA)
Family Service Agency
Fund for Santa Barbara
Santa Barbara Foundation
Santa Maria Philharmonic Society



705 SOUTH MCCLELLAND STREET, SANTA MARIA, CA

Acquired: November 2004
1 Story, 13,200 Sq. Ft

Current Nonprofit Tenants:

Santa Maria Valley Children's Discovery Museum

(continued)

Current Properties (continued)



700 NORTH MILPAS, SANTA BARBARA, CA NEW 2011

Acquired: January 2011
1 Story, 6,140 Sq. Ft.

Current Nonprofit Tenants:

Alpha Resource Center of Santa Barbara



6842 PHELPS ROAD, GOLETA, CA

Acquired: August 2004
1 Story, 6,428 Sq. Ft.

Current Nonprofit Tenants:

Isla Vista Youth Projects, Inc.

6235 RIVERCREST, RIVERSIDE, CA

Acquired: August 1993
1 Story, 51,574 Sq. Ft.

Current Nonprofit Tenants:

Independent Living Partnership
Visiting Nurse Association



327-225 SOUTH SALINAS STREET, SANTA BARBARA, CA

Acquired: December 2001
1 Story, 12,303 Sq. Ft.

Current Nonprofit Tenants:

Camerata Pacifica
Santa Barbara Channels
Santa Barbara Maritime Museum
Women's Economic Ventures

UNDER ONE ROOF




1330 STATE STREET, SANTA BARBARA, CA OPEN 2010

Acquired: October 2008
2 Story, 12,586 Sq. Ft.

Current Nonprofit Tenants:

Opera Santa Barbara
Patricia Henley Foundation
Santa Barbara Center for the Performing Arts (The Granada)
Santa Barbara Chamber Orchestra
Santa Barbara Choral Society
Santa Barbara Dance Alliance
Santa Barbara Dance Institute
Santa Barbara Education Foundation
Santa Barbara Symphony
Santa Barbara Vocal Jazz Foundation



5201 8TH STREET, CARPINTERIA, CA

Acquired: September 2008
1 Story, 22,849 Sq. Ft.

Current Nonprofit Tenants:

Carpinteria Education Foundation
Child Abuse Listening Mediation (CALM)
Community Action Commission—Head Start Program
Council on Alcoholism & Drug Abuse
County of Santa Barbara, 1st District Supervisor
Family Service Agency
Santa Barbara County Education Office, Child Development
Santa Barbara County Public Health Department—WIC
Santa Barbara County, Workforce Investment Board

Hutton Parker Foundation Funding Programs

Core Support

Hutton Parker Foundation's Core Support Program has been designed in response to the needs identified by nonprofit organizations in the areas of our funding interests. Core Support grants became available in 2011 for organizations impacted by the financial crisis and economic recession and provides unrestricted funding that enables an organization to better carry out its' mission. We look forward to an expanded program in 2012 with grant cycles in both the spring and fall

Congratulations to our 2011 Core Support Grant Recipients

Alliance for Pharmaceutical Access, Inc.
Angels Foster Care of Santa Barbara
Carrillo Counseling Services, Inc.
Community Action Commission of Santa Barbara
Community Counseling Center, Inc
Court Appointed Special Advocates (CASA)
Ensemble Theatre Project, Inc
Family Service Agency of Santa Barbara
Foodbank of Santa Barbara County
Girls Incorporated of Carpinteria
Girls Incorporated of Greater Santa Barbara
Isla Vista Youth Projects
Legal Aid Foundation of Santa Barbara
Lompoc Valley Community Healthcare Organization
Pacific Pride Foundation
Santa Barbara Botanic Garden, Inc.
Santa Barbara Channelkeeper
Santa Barbara Dance Alliance
Santa Barbara Education Foundation
Santa Barbara Maritime Museum
Santa Barbara Neighborhood Clinics
Santa Barbara Wildlife Care Network
Santa Ynez Valley People Helping People
Transition House
United Boys and Girls Club of Greater Santa Barbara County

Media Grant Program

Hutton Parker Foundation's Media Grant Program provides Santa Barbara based organizations an opportunity for targeted, timely community outreach



For more than 10 years, *The Santa Barbara Independent* has been a partner in this program and continues to work closely with grant recipients in producing a quality, four-page insert distributed (one time only) through their weekly circulation. In addition, overruns of the insert can be ordered for use by the featured nonprofit.



Building upon the success of *The Independent* program, Hutton Parker Foundation is pleased to announce a similar partnership with *The Santa Maria Sun*. Grant recipients work with *The Sun* staff to create a professionally produced four-page insert in the publication's weekly circulation serving North County Santa Barbara.



The Foundation is also proud to include *Noozhawk.com* as a new media partner. Beginning in January 2012, Hutton Parker Foundation will award 4 grants per year in support of an extensive 3-month social media marketing campaign developed by *Noozhawk.com* staff which includes advertisements and professionally written articles

Media Grant applications are accepted year round and available to Santa Barbara based agencies only. More information regarding the Media Grant Program, applications and guidelines can be found on our website at www.huttonfoundation.org

(continued)

Media Grant Program (continued)

Congratulations to our 2010 & 2011 Media

Grant Recipients:

Art From Scrap
Brain Injury Association of Santa Barbara
Center for Successful Aging
Community Action Commission (CAC)
Family Care Network
Foodbank of Santa Barbara County
Friendship Adult Day Care Center of Santa Barbara
Opera Santa Barbara
Sansum Diabetes Research Institute
Santa Barbara Art Association
Santa Barbara Partners in Education

Endowment Grant

Hutton Parker Foundation's Endowment Grant Program continues to be a valuable tool for local area nonprofit agencies. The program provides the "Hands-on" tools necessary, including a sample endowment policy, to establish an endowment fund as well as match funding. Hutton Parker Foundation believes endowments are one of the first steps to longevity and sustainability to the

FUNDING PROGRAMS

programs and services delivered by nonprofit agencies. Our current program awards \$25,000 grants to qualifying applicants. The committed funds must be matched 3:1 within 24 months resulting in an initial \$100,000 endowment.

For more information about applying for a Hutton Foundation Endowment Grant, please visit our website at www.huttonfoundation.org

Program Related Investment (PRI)

Hutton Parker Foundation's PRI Program continues to provide critical loan funding to nonprofit agencies wishing to purchase property, refinance an existing mortgage or make improvements to an agency-owned facility. Since its inception in 1997, Hutton Parker Foundation has provided more than \$7.5 million in loans to 38 Santa Barbara County-based nonprofit organizations.

This program is available to Santa Barbara based agencies only. Application guidelines can be found on our website at www.huttonfoundation.org.

Contact Us

Hutton Parker Foundation

26 West Anapamu, 4th Floor
Santa Barbara, CA 93101

805-957-4740

805-957-4743 (fax)

www.huttonfoundation.org

Pamela J. Lewis, Executive Director

PLewis@huttonfoundation.org

Robyn Parker, Program Associate

RParker@huttonfoundation.org



Form **8868**

(Rev. January 2014)

Department of the Treasury
Internal Revenue Service**Application for Extension of Time To File an
Exempt Organization Return**► **File a separate application for each return.**

OMB No. 1545-1709

► **Information about Form 8868 and its instructions is at www.irs.gov/form8868.**

- If you are filing for an **Automatic 3-Month Extension**, complete only **Part I** and check this box ☒
- If you are filing for an **Additional (Not Automatic) 3-Month Extension**, complete only **Part II** (on page 2 of this form)

Do not complete Part II unless you have already been granted an automatic 3-month extension on a previously filed Form 8868

Electronic filing (e-file). You can electronically file Form 8868 if you need a 3-month automatic extension of time to file (6 months for a corporation required to file Form 990-T), or an additional (not automatic) 3-month extension of time. You can electronically file Form 8868 to request an extension of time to file any of the forms listed in Part I or Part II with the exception of Form 8870, Information Return for Transfers Associated With Certain Personal Benefit Contracts, which must be sent to the IRS in paper format (see instructions). For more details on the electronic filing of this form, visit www.irs.gov/efile and click on *e-file for Charities & Nonprofits*.

Part I Automatic 3-Month Extension of Time. Only submit original (no copies needed).A corporation required to file Form 990-T and requesting an automatic 6-month extension — check this box and complete Part I only ☐

All other corporations (including 1120-C filers), partnerships, REMICs, and trusts must use Form 7004 to request an extension of time to file income tax returns

Enter filer's identifying number, see instructions

Type or print	Name of exempt organization or other filer, see instructions	Employer identification number (EIN) or
	HUTTON FOUNDATION DBA HUTTON PARKER FOUNDATION	33-0779894
	Number, street, and room or suite number. If a P.O. box, see instructions	Social security number (SSN)
	26 WEST ANAPAMU, 4TH FLOOR	
File by the due date for filing your return. See instructions	City, town or post office, state, and ZIP code. For a foreign address, see instructions	
	SANTA BARBARA, CA 93101	

Enter the Return code for the return that this application is for (file a separate application for each return)

04

Application Is For	Return Code	Application Is For	Return Code
Form 990 or Form 990-EZ	01	Form 990-T (corporation)	07
Form 990-BL	02	Form 1041-A	08
Form 4720 (individual)	03	Form 4720 (other than individual)	09
Form 990-PF	04	Form 5227	10
Form 990-T (section 401(a) or 408(a) trust)	05	Form 6069	11
Form 990-T (trust other than above)	06	Form 8870	12

- The books are in the care of ► ARLENE R. CRAIG

Telephone No ► 805-957-4740Fax No ► 626-859-0216

- If the organization does not have an office or place of business in the United States, check this box ☐
- If this is for a Group Return, enter the organization's four digit Group Exemption Number (GEN) _____ If this is for the whole group, check this box ☐ If it is for part of the group, check this box ☐ and attach a list with the names and EINs of all members the extension is for

1 I request an automatic 3-month (6 months for a corporation required to file Form 990-T) extension of time until 8/15, 2014, to file the exempt organization return for the organization named above.

The extension is for the organization's return for

► ☒ calendar year 2013 or► ☐ tax year beginning _____, 20____, and ending _____, 20____.

2 If the tax year entered in line 1 is for less than 12 months, check reason ☐ Initial return ☐ Final return

☐ Change in accounting period

3a If this application is for Forms 990-BL, 990-PF, 990-T, 4720, or 6069, enter the tentative tax, less any nonrefundable credits. See instructions.	3a \$	36,466.
b If this application is for Forms 990-PF, 990-T, 4720, or 6069, enter any refundable credits and estimated tax payments made. Include any prior year overpayment allowed as a credit.	3b \$	36,466.
c Balance due. Subtract line 3b from line 3a. Include your payment with this form, if required, by using EFTPS (Electronic Federal Tax Payment System). See instructions.	3c \$	0.

Caution. If you are going to make an electronic funds withdrawal (direct debit) with this Form 8868, see Form 8453-EO and Form 8879-EO for payment instructions.

BAA For Privacy Act and Paperwork Reduction Act Notice, see instructions.

Form 8868 (Rev. 1-2014)

- If you are filing for an **Additional (Not Automatic) 3-Month Extension**, complete only **Part II** and check this box ☒

Note. Only complete Part II if you have already been granted an automatic 3-month extension on a previously filed Form 8868

- If you are filing for an **Automatic 3-Month Extension**, complete only **Part I** (on page 1)

Part II Additional (Not Automatic) 3-Month Extension of Time. Only file the original (no copies needed).

Enter filer's identifying number, see instructions

Type or print File by the extended due date for filing your return. See instructions	Name of exempt organization or other filer, see instructions	Employer identification number (EIN) or
	HUTTON FOUNDATION DBA HUTTON PARKER FOUNDATION	33-0779894
	Number, street, and room or suite number. If a P.O. box, see instructions	Social security number (SSN)
	YVONNE R. O'NEILL, CPA P.O. BOX 2594	
	City, town or post office, state, and ZIP code. For a foreign address, see instructions	
	MISSION VIEJO, CA 92690-2594	

Enter the Return code for the return that this application is for (file a separate application for each return)

04

Application Is For	Return Code	Application Is For	Return Code
Form 990 or Form 990-EZ	01		
Form 990-BL	02	Form 1041-A	08
Form 4720 (individual)	03	Form 4720 (other than individual)	09
Form 990-PF	04	Form 5227	10
Form 990-T (section 401(a) or 408(a) trust)	05	Form 6069	11
Form 990-T (trust other than above)	06	Form 8870	12

STOP! Do not complete Part II if you were not already granted an automatic 3-month extension on a previously filed Form 8868.

- The books are in care of ▶ ARLENE R. CRAIG
Telephone No ▶ 805-957-4740 Fax No ▶ 626-859-0216
- If the organization does not have an office or place of business in the United States, check this box ☐
- If this is for a Group Return, enter the organization's four digit Group Exemption Number (GEN) _____ If this is for the whole group, check this box ☐ If it is for part of the group, check this box ☐ and attach a list with the names and EINs of all members the extension is for

- 4 I request an additional 3-month extension of time until 11/15, 20 14
- 5 For calendar year 2013, or other tax year beginning _____, 20 _____, and ending _____, 20 _____
- 6 If the tax year entered in line 5 is for less than 12 months, check reason ☐ Initial return ☐ Final return
☐ Change in accounting period
- 7 State in detail why you need the extension TAXPAYER RESPECTFULLY REQUESTS ADDITIONAL TIME TO GATHER INFORMATION NECESSARY TO FILE A COMPLETE AND ACCURATE TAX RETURN.

8a If this application is for Forms 990-BL, 990-PF, 990-T, 4720, or 6069, enter the tentative tax, less any nonrefundable credits. See instructions	8a \$	25,653.
b If this application is for Forms 990-PF, 990-T, 4720, or 6069, enter any refundable credits and estimated tax payments made. Include any prior year overpayment allowed as a credit and any amount paid previously with Form 8868	8b \$	36,466.
c Balance due. Subtract line 8b from line 8a. Include your payment with this form, if required, by using EFTPS (Electronic Federal Tax Payment System). See instructions	8c \$	0.

Signature and Verification must be completed for Part II only.

Under penalties of perjury, I declare that I have examined this form, including accompanying schedules and statements, and to the best of my knowledge and belief, it is true, correct, and complete, and that I am authorized to prepare this form

Signature ▶

Title ▶ VICE PRESIDENT

Date ▶

BAA

FIFZ0502L 12/31/13

Form 8868 (Rev 1-2014)