



See a Social Security Number? Say Something!
Report Privacy Problems to <https://public.resource.org/privacy>
Or call the IRS Identity Theft Hotline at 1-800-908-4490



Department of the Treasury
Internal Revenue Service

**Return of Private Foundation
or Section 4947(a)(1) Trust Treated as Private Foundation**

▶ Do not enter Social Security numbers on this form as it may be made public.
▶ Information about Form 990-PF and its separate instructions is at www.irs.gov/form990pf.

2013

For calendar year 2013, or tax year beginning , 2013, and ending

Name of foundation: **Berneice U.Lynn Foundation**

Number and street (or P O box number if mail is not delivered to street address): **3670 Valley St**

Room/suite: _____

City or town, state or province, country, and ZIP or foreign postal code: **Carlsbad CA 92008**

G Check all that apply: Initial return, Final return, Address change, Initial Return of a former public charity, Amended return, Name change

H Check type of organization: Section 501(c)(3) exempt private foundation, Section 4947(a)(1) nonexempt charitable trust, Other taxable private foundation

I Fair market value of all assets at end of year (from Part II, column (c), line 16): **\$ 2,096,089.**

J Accounting method: Cash, Accrual, Other (specify) _____

A Employer identification number: **33-0555611**

B Telephone number (see the instructions): **(760) 242-3241**

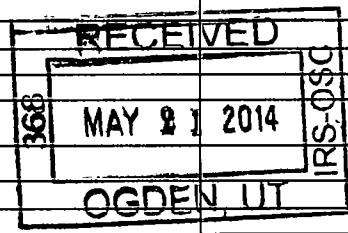
C If exemption application is pending, check here:

D 1 Foreign organizations, check here:
2 Foreign organizations meeting the 85% test, check here and attach computation:

E If private foundation status was terminated under section 507(b)(1)(A), check here:

F If the foundation is in a 60-month termination under section 507(b)(1)(B), check here:

Part I Analysis of Revenue and Expenses (The total of amounts in columns (b), (c), and (d) may not necessarily equal the amounts in column (a) (see instructions))		(a) Revenue and expenses per books	(b) Net investment income	(c) Adjusted net income	(d) Disbursements for charitable purposes (cash basis only)
REVENUE	1 Contributions, gifts, grants, etc. received (att sch)				
	2 <input checked="" type="checkbox"/> if the foundn is not req to att Sch B				
	3 Interest on savings and temporary cash investments	7.	7.		
	4 Dividends and interest from securities	203.	203.		
	5 a Gross rents	112,403.	86,592.		
	b Net rental income or (loss)	86,592.			
	6 a Net gain/(loss) from sale of assets not on line 10	2,044.	L-6a Stmt		
	b Gross sales price for all assets on line 6a	22,219.			
	7 Capital gain net income (from Part IV line 2)				
	8 Net short-term capital gain				
	9 Income modifications				
	10 a Gross sales less returns and allowances				
b Less Cost of goods sold					
c Gross profit/(loss) (att sch)					
11 Other income (attach schedule)					
See Line 11 Stmt	500.				
12 Total. Add lines 1 through 11.	115,157.	86,802.			
ADMINISTRATIVE EXPENSES	13 Compensation of officers, directors, trustees, etc	42,143.			
	14 Other employee salaries and wages				
	15 Pension plans, employee benefits				
	16 a Legal fees (attach schedule). L-16a Stmt.	2,950.			
	b Accounting fees (attach sch)				
	c Other prof fees (attach sch) . L-16c Stmt.	12,350.			
	17 Interest				
	18 Taxes (attach schedule)(see instrs) See Line 18 Stmt	12,415.			
	19 Depreciation (attach sch) and depletion	33,434.			
	20 Occupancy				
	21 Travel, conferences, and meetings	305.			
	22 Printing and publications				
	23 Other expenses (attach schedule) See Line 23 Stmt	39,983.			
	24 Total operating and administrative expenses. Add lines 13 through 23	143,580.			
	25 Contributions, gifts, grants paid	49,714.			
26 Total expenses and disbursements. Add lines 24 and 25	193,294.				
27 Subtract line 26 from line 12:					
a Excess of revenue over expenses and disbursements	-78,137.				
b Net Investment Income (if negative enter -0-).		86,802.			
c Adjusted net income (if negative enter -0-).					



SCANNED MAY 30 2014

12

Part II Balance Sheets		Attached schedules and amounts in the description column should be for end-of-year amounts only (See instructions)		Beginning of year	End of year	
		(a) Book Value	(b) Book Value	(c) Fair Market Value		
ASSETS	1	Cash — non-interest-bearing		183,708.	19,692.	19,692.
	2	Savings and temporary cash investments				
	3	Accounts receivable ▶				
		Less allowance for doubtful accounts ▶				
	4	Pledges receivable ▶				
		Less allowance for doubtful accounts ▶				
	5	Grants receivable				
	6	Receivables due from officers, directors, trustees, and other disqualified persons (attach schedule) (see instructions)				
	7	Other notes and loans receivable (attach sch) . ▶				
		Less allowance for doubtful accounts ▶				
	8	Inventories for sale or use				
	9	Prepaid expenses and deferred charges				
	10a	Investments — U S and state government obligations (attach schedule)				
	b	Investments — corporate stock (attach schedule) L-10b Stmt	31,903.	177,876.	190,754.	
	c	Investments — corporate bonds (attach schedule)				
	11	Investments — land, buildings, and equipment basis ▶	966,357.			
	Less accumulated depreciation (attach schedule) . . . L-11 Stmt . ▶	646,498.	346,750.	319,859.	1,500,000.	
12	Investments — mortgage loans L-12 Stmt	55,956.	60,601.	60,601.		
13	Investments — other (attach schedule) . . L-13 Stmt	2,685.	2,865.	2,865.		
14	Land, buildings, and equipment basis ▶	322,177.				
	Less accumulated depreciation (attach schedule) . . . L-14 Stmt . ▶	0.	322,177.	322,177.	322,177.	
15	Other assets (describe ▶					
16	Total assets (to be completed by all filers — see the instructions Also, see page 1, item I).	943,179.	903,070.	2,096,089.		
LIABILITIES	17	Accounts payable and accrued expenses				
	18	Grants payable				
	19	Deferred revenue				
	20	Loans from officers, directors, trustees, & other disqualified persons				
	21	Mortgages and other notes payable (attach schedule)				
	22	Other liabilities (describe ▶ L-22 Stmt	7,410.	7,410.		
	23	Total liabilities (add lines 17 through 22)	7,410.	7,410.		
NET ASSETS OR FUND BALANCES	Foundations that follow SFAS 117, check here X and complete lines 24 through 26 and lines 30 and 31.					
	24	Unrestricted	935,769.	895,660.		
	25	Temporarily restricted				
	26	Permanently restricted				
	Foundations that do not follow SFAS 117, check here ▶ and complete lines 27 through 31.					
	27	Capital stock, trust principal, or current funds				
	28	Paid-in or capital surplus, or land, building, and equipment fund				
	29	Retained earnings, accumulated income, endowment, or other funds				
30	Total net assets or fund balances (see instructions)	935,769.	895,660.			
31	Total liabilities and net assets/fund balances (see instructions)	943,179.	903,070.			

Part III Analysis of Changes in Net Assets or Fund Balances		
1	Total net assets or fund balances at beginning of year — Part II, column (a), line 30 (must agree with end-of-year figure reported on prior year's return)	1 935,769.
2	Enter amount from Part I, line 27a	2 -78,137.
3	Other increases not included in line 2 (itemize) ▶ See Other Increases Stmt	3 38,028.
4	Add lines 1, 2, and 3	4 895,660.
5	Decreases not included in line 2 (itemize) ▶	5
6	Total net assets or fund balances at end of year (line 4 minus line 5) — Part II, column (b), line 30	6 895,660.

Part IV Capital Gains and Losses for Tax on Investment Income

(a) List and describe the kind(s) of property sold (e.g., real estate, 2-story brick warehouse, or common stock, 200 shares MLC Company)	(b) How acquired P — Purchase D — Donation	(c) Date acquired (month, day, year)	(d) Date sold (month, day, year)
1 a			
b			
c			
d			
e			

(e) Gross sales price	(f) Depreciation allowed (or allowable)	(g) Cost or other basis plus expense of sale	(h) Gain or (loss) (e) plus (f) minus (g)
a			
b			
c			
d			
e			

Complete only for assets showing gain in column (h) and owned by the foundation on 12/31/69			(l) Gains (Column (h) gain minus column (k), but not less than -0-) or Losses (from column (h))
(i) Fair Market Value as of 12/31/69	(j) Adjusted basis as of 12/31/69	(k) Excess of column (i) over column (j), if any	
a			
b			
c			
d			
e			

2 Capital gain net income or (net capital loss) [If gain, also enter in Part I, line 7 If (loss), enter -0- in Part I, line 7]	2	
3 Net short-term capital gain or (loss) as defined in sections 1222(5) and (6) If gain, also enter in Part I, line 8, column (c) (see instructions) If (loss), enter -0- in Part I, line 8]	3	

Part V Qualification Under Section 4940(e) for Reduced Tax on Net Investment Income

(For optional use by domestic private foundations subject to the section 4940(a) tax on net investment income)

If section 4940(d)(2) applies, leave this part blank

Was the foundation liable for the section 4942 tax on the distributable amount of any year in the base period? Yes No
 If 'Yes,' the foundation does not qualify under section 4940(e) Do not complete this part

1 Enter the appropriate amount in each column for each year, see the instructions before making any entries	(a) Base period years Calendar year (or tax year beginning in)	(b) Adjusted qualifying distributions	(c) Net value of noncharitable-use assets	(d) Distribution ratio (column (b) divided by column (c))
	2012	79,158.	923,321.	0.085732
	2011	56,082.	1,750,000.	0.032047
	2010	29,780.	1,666,820.	0.017866
	2009	87,541.	1,261,344.	0.069403
	2008	113,093.	1,417,064.	0.079808
2 Total of line 1, column (d)				0.284856
3 Average distribution ratio for the 5-year base period — divide the total on line 2 by 5, or by the number of years the foundation has been in existence if less than 5 years				0.056971
4 Enter the net value of noncharitable-use assets for 2013 from Part X, line 5.				802,775.
5 Multiply line 4 by line 3				45,735.
6 Enter 1% of net investment income (1% of Part I, line 27b)				868.
7 Add lines 5 and 6				46,603.
8 Enter qualifying distributions from Part XII, line 4				49,714.

If line 8 is equal to or greater than line 7, check the box in Part VI, line 1b, and complete that part using a 1% tax rate See the Part VI instructions

Part VI Excise Tax Based on Investment Income (Section 4940(a), 4940(b), 4940(e), or 4948 - see instructions)			
1 a Exempt operating foundations described in section 4940(d)(2), check here <input type="checkbox"/> and enter 'N/A' on line 1 Date of ruling or determination letter _____ (attach copy of letter if necessary - see instrs)			
b Domestic foundations that meet the section 4940(e) requirements in Part V, check here <input checked="" type="checkbox"/> and enter 1% of Part I, line 27b		1	868.
c All other domestic foundations enter 2% of line 27b Exempt foreign organizations enter 4% of Part I, line 12, column (b)			
2 Tax under section 511 (domestic section 4947(a)(1) trusts and taxable foundations only Others enter -0-)		2	0.
3 Add lines 1 and 2.		3	868.
4 Subtitle A (income) tax (domestic section 4947(a)(1) trusts and taxable foundations only Others enter -0-)		4	0.
5 Tax based on investment income. Subtract line 4 from line 3 If zero or less, enter -0-		5	868.
6 Credits/Payments			
a 2013 estimated tax pmts and 2012 overpayment credited to 2013	6 a		
b Exempt foreign organizations - tax withheld at source	6 b		
c Tax paid with application for extension of time to file (Form 8868)	6 c		
d Backup withholding erroneously withheld	6 d		
7 Total credits and payments Add lines 6a through 6d		7	
8 Enter any penalty for underpayment of estimated tax Check here <input type="checkbox"/> if Form 2220 is attached		8	
9 Tax due If the total of lines 5 and 8 is more than line 7, enter amount owed		9	868.
10 Overpayment. If line 7 is more than the total of lines 5 and 8, enter the amount overpaid		10	0.
11 Enter the amount of line 10 to be. Credited to 2014 estimated tax <input type="checkbox"/> Refunded <input type="checkbox"/>		11	

Part VII-A Statements Regarding Activities

		Yes	No
1 a During the tax year, did the foundation attempt to influence any national, state, or local legislation or did it participate or intervene in any political campaign?	1 a		X
b Did it spend more than \$100 during the year (either directly or indirectly) for political purposes (see the instructions for definition)? <i>If the answer is 'Yes' to 1a or 1b, attach a detailed description of the activities and copies of any materials published or distributed by the foundation in connection with the activities</i>	1 b		X
c Did the foundation file Form 1120-POL for this year?	1 c		X
d Enter the amount (if any) of tax on political expenditures (section 4955) imposed during the year (1) On the foundation . . . ▶ \$ _____ (2) On foundation managers . . . ▶ \$ _____			
e Enter the reimbursement (if any) paid by the foundation during the year for political expenditure tax imposed on foundation managers . . . ▶ \$ _____			
2 Has the foundation engaged in any activities that have not previously been reported to the IRS? <i>If 'Yes,' attach a detailed description of the activities</i>	2		X
3 Has the foundation made any changes, not previously reported to the IRS, in its governing instrument, articles of incorporation, or bylaws, or other similar instruments? <i>If 'Yes,' attach a conformed copy of the changes</i>	3		X
4 a Did the foundation have unrelated business gross income of \$1,000 or more during the year?	4 a		X
b If 'Yes,' has it filed a tax return on Form 990-T for this year?	4 b		
5 Was there a liquidation, termination, dissolution, or substantial contraction during the year? <i>If 'Yes,' attach the statement required by General Instruction T</i>	5		X
6 Are the requirements of section 508(e) (relating to sections 4941 through 4945) satisfied either • By language in the governing instrument, or • By state legislation that effectively amends the governing instrument so that no mandatory directions that conflict with the state law remain in the governing instrument?	6	X	
7 Did the foundation have at least \$5,000 in assets at any time during the year? <i>If 'Yes,' complete Part II, column (c), and Part XV.</i>	7	X	
8 a Enter the states to which the foundation reports or with which it is registered (see instructions) <u>CA - California</u>			
b If the answer is 'Yes' to line 7, has the foundation furnished a copy of Form 990-PF to the Attorney General (or designate) of each state as required by General Instruction G? <i>If 'No,' attach explanation</i>	8 b	X	
9 Is the foundation claiming status as a private operating foundation within the meaning of section 4942(j)(3) or 4942(j)(5) for calendar year 2013 or the taxable year beginning in 2013 (see instructions for Part XIV)? <i>If 'Yes,' complete Part XIV</i>	9		X
10 Did any persons become substantial contributors during the tax year? <i>If 'Yes,' attach a schedule listing their names and addresses</i>	10		X

Part VII-B Statements Regarding Activities for Which Form 4720 May Be Required (continued)

5 a During the year did the foundation pay or incur any amount to

(1) Carry on propaganda, or otherwise attempt to influence legislation (section 4945(e))?. Yes No

(2) Influence the outcome of any specific public election (see section 4955), or to carry on, directly or indirectly, any voter registration drive? Yes No

(3) Provide a grant to an individual for travel, study, or other similar purposes? Yes No

(4) Provide a grant to an organization other than a charitable, etc, organization described in section 509(a)(1), (2), or (3), or section 4940(d)(2)? (see instructions) Yes No

(5) Provide for any purpose other than religious, charitable, scientific, literary, or educational purposes, or for the prevention of cruelty to children or animals? Yes No

b If any answer is 'Yes' to 5a(1)-(5), did any of the transactions fail to qualify under the exceptions described in Regulations section 53 4945 or in a current notice regarding disaster assistance (see instructions)? Yes No 5 b

Organizations relying on a current notice regarding disaster assistance check here

c If the answer is 'Yes' to question 5a(4), does the foundation claim exemption from the tax because it maintained expenditure responsibility for the grant? Yes No

If 'Yes,' attach the statement required by Regulations section 53 4945-5(d)

6 a Did the foundation, during the year, receive any funds, directly or indirectly, to pay premiums on a personal benefit contract? Yes No

b Did the foundation, during the year, pay premiums, directly or indirectly, on a personal benefit contract? Yes No 6 b

If 'Yes' to 6b, file Form 8870

7 a At any time during the tax year, was the foundation a party to a prohibited tax shelter transaction? Yes No

b If 'Yes,' did the foundation receive any proceeds or have any net income attributable to the transaction? Yes No 7 b

Part VIII Information About Officers, Directors, Trustees, Foundation Managers, Highly Paid Employees, and Contractors

1 List all officers, directors, trustees, foundation managers and their compensation (see instructions).

(a) Name and address	(b) Title, and average hours per week devoted to position	(c) Compensation (If not paid, enter -0-)	(d) Contributions to employee benefit plans and deferred compensation	(e) Expense account, other allowances
Kelly R Perdue 3670 Valley St, Carlsbad, CA Carlsbad CA 92008	Trustee 5.00	36,000.	0.	0.
Donald Bigler 1901 Camino Vida Roble Carlsbad CA 92008	Trust Cmtee 0.25	1,250.	0.	0.
Larry Skinner 1901 Camino Vida Roble Carlsbad CA 92008	Trust Cmtee 0.25	1,250.	0.	0.
William Newman 1901 Camino Vida Roble Carlsbad CA 92008	Trust Cmtee 0.25	1,250.	0.	0.

2 Compensation of five highest-paid employees (other than those included on line 1 – see instructions). If none, enter 'NONE'

(a) Name and address of each employee paid more than \$50,000	(b) Title, and average hours per week devoted to position	(c) Compensation	(d) Contributions to employee benefit plans and deferred compensation	(e) Expense account, other allowances
NONE				

Total number of other employees paid over \$50,000 None

Part VIII Information About Officers, Directors, Trustees, Foundation Managers, Highly Paid Employees, and Contractors (continued)

3 Five highest-paid independent contractors for professional services (see instructions). If none, enter 'NONE.'

(a) Name and address of each person paid more than \$50,000	(b) Type of service	(c) Compensation
None ----- -----		
----- -----		
----- -----		
----- -----		
----- -----		
Total number of others receiving over \$50,000 for professional services ▶		None

Part IX-A Summary of Direct Charitable Activities

List the foundation's four largest direct charitable activities during the tax year. Include relevant statistical information such as the number of organizations and other beneficiaries served, conferences convened, research papers produced, etc	Expenses
1 <u>Scholarships to Students at a variety of universities and colleges. Monies are paid directly to schools for the benefit of students.</u> -----	49,714.
2 <u>Assistance League, a 501 (c) (3) charity - provides clothing and school supplies to needy children.</u> -----	0.
3 ----- -----	
4 <u>Lucerne Valley Pool a 501 (c) (3) charity Provides activities and jobs for needy children in a needy community</u> -----	0.

Part IX-B Summary of Program-Related Investments (see instructions)

Describe the two largest program-related investments made by the foundation during the tax year on lines 1 and 2	Amount
1 ----- -----	
2 ----- -----	
All other program-related investments See instructions 3 ----- -----	
Total. Add lines 1 through 3 ▶	

Part X Minimum Investment Return (All domestic foundations must complete this part. Foreign foundations, see instructions.)

1	Fair market value of assets not used (or held for use) directly in carrying out charitable, etc., purposes		
a	Average monthly fair market value of securities	1 a	
b	Average of monthly cash balances	1 b	180,000.
c	Fair market value of all other assets (see instructions)	1 c	635,000.
d	Total (add lines 1a, b, and c)	1 d	815,000.
e	Reduction claimed for blockage or other factors reported on lines 1a and 1c (attach detailed explanation)	1 e	
2	Acquisition indebtedness applicable to line 1 assets	2	
3	Subtract line 2 from line 1d	3	815,000.
4	Cash deemed held for charitable activities. Enter 1-1/2% of line 3 (for greater amount, see instructions)	4	12,225.
5	Net value of noncharitable-use assets. Subtract line 4 from line 3. Enter here and on Part V, line 4	5	802,775.
6	Minimum investment return. Enter 5% of line 5	6	40,139.

Part XI Distributable Amount (see instructions) (Section 4942(j)(3) and (j)(5) private operating foundations and certain foreign organizations check here and do not complete this part.)

1	Minimum investment return from Part X, line 6	1	40,139.
2 a	Tax on investment income for 2013 from Part VI, line 5	2 a	868.
b	Income tax for 2013 (This does not include the tax from Part VI)	2 b	
c	Add lines 2a and 2b	2 c	868.
3	Distributable amount before adjustments. Subtract line 2c from line 1	3	39,271.
4	Recoveries of amounts treated as qualifying distributions	4	
5	Add lines 3 and 4	5	39,271.
6	Deduction from distributable amount (see instructions)	6	
7	Distributable amount as adjusted. Subtract line 6 from line 5. Enter here and on Part XIII, line 1	7	39,271.

Part XII Qualifying Distributions (see instructions)

1	Amounts paid (including administrative expenses) to accomplish charitable, etc., purposes		
a	Expenses, contributions, gifts, etc. — total from Part I, column (d), line 26	1 a	49,714.
b	Program-related investments — total from Part IX-B	1 b	
2	Amounts paid to acquire assets used (or held for use) directly in carrying out charitable, etc., purposes	2	
3	Amounts set aside for specific charitable projects that satisfy the		
a	Suitability test (prior IRS approval required)	3 a	
b	Cash distribution test (attach the required schedule)	3 b	
4	Qualifying distributions. Add lines 1a through 3b. Enter here and on Part V, line 8, and Part XIII, line 4	4	49,714.
5	Foundations that qualify under section 4940(e) for the reduced rate of tax on net investment income. Enter 1% of Part I, line 27b (see instructions)	5	868.
6	Adjusted qualifying distributions. Subtract line 5 from line 4	6	48,846.

Note. The amount on line 6 will be used in Part V, column (b), in subsequent years when calculating whether the foundation qualifies for the section 4940(e) reduction of tax in those years.

Part XIII Undistributed Income (see instructions)

	(a) Corpus	(b) Years prior to 2012	(c) 2012	(d) 2013
1 Distributable amount for 2013 from Part XI, line 7				39,271.
2 Undistributed income, if any, as of the end of 2013.				
a Enter amount for 2012 only			0.	
b Total for prior years 20 __, 20 __, 20 __				
3 Excess distributions carryover, if any, to 2013				
a From 2008				0.
b From 2009				0.
c From 2010				0.
d From 2011				56,082.
e From 2012				0.
f Total of lines 3a through e	56,082.			
4 Qualifying distributions for 2013 from Part XII, line 4 ▶ \$ 49,714.				
a Applied to 2012, but not more than line 2a				
b Applied to undistributed income of prior years (Election required — see instructions)				
c Treated as distributions out of corpus (Election required — see instructions)				
d Applied to 2013 distributable amount				
e Remaining amount distributed out of corpus	49,714.			
5 Excess distributions carryover applied to 2013 (If an amount appears in column (d), the same amount must be shown in column (a))				
6 Enter the net total of each column as indicated below:				
a Corpus Add lines 3f, 4c, and 4e Subtract line 5	105,796.			
b Prior years' undistributed income Subtract line 4b from line 2b		0.		
c Enter the amount of prior years' undistributed income for which a notice of deficiency has been issued, or on which the section 4942(a) tax has been previously assessed				
d Subtract line 6c from line 6b Taxable amount — see instructions		0.		
e Undistributed income for 2012 Subtract line 4a from line 2a Taxable amount — see instructions.			0.	
f Undistributed income for 2013 Subtract lines 4d and 5 from line 1 This amount must be distributed in 2014				39,271.
7 Amounts treated as distributions out of corpus to satisfy requirements imposed by section 170(b)(1)(F) or 4942(g)(3) (see instructions)				
8 Excess distributions carryover from 2008 not applied on line 5 or line 7 (see instructions)	0.			
9 Excess distributions carryover to 2014. Subtract lines 7 and 8 from line 6a	105,796.			
10 Analysis of line 9				
a Excess from 2009				0.
b Excess from 2010				0.
c Excess from 2011				56,082.
d Excess from 2012				0.
e Excess from 2013				49,714.

Part XIV Private Operating Foundations (see instructions and Part VII-A, question 9) N/A

1 a If the foundation has received a ruling or determination letter that it is a private operating foundation, and the ruling is effective for 2013, enter the date of the ruling. ▶

b Check box to indicate whether the foundation is a private operating foundation described in section 4942(j)(3) or 4942(j)(5)

	Tax year				(e) Total
	(a) 2013	(b) 2012	(c) 2011	(d) 2010	
2 a Enter the lesser of the adjusted net income from Part I or the minimum investment return from Part X for each year listed					
b 85% of line 2a					
c Qualifying distributions from Part XII, line 4 for each year listed					
d Amounts included in line 2c not used directly for active conduct of exempt activities					
e Qualifying distributions made directly for active conduct of exempt activities. Subtract line 2d from line 2c					
3 Complete 3a, b, or c for the alternative test relied upon					
a 'Assets' alternative test — enter					
(1) Value of all assets					
(2) Value of assets qualifying under section 4942(j)(3)(B)(i)					
b 'Endowment' alternative test — enter 2/3 of minimum investment return shown in Part X, line 6 for each year listed					
c 'Support' alternative test — enter					
(1) Total support other than gross investment income (interest, dividends, rents, payments on securities loans (section 512(a)(5)), or royalties)					
(2) Support from general public and 5 or more exempt organizations as provided in section 4942(j)(3)(B)(iii)					
(3) Largest amount of support from an exempt organization					
(4) Gross investment income					

Part XV Supplementary Information (Complete this part only if the foundation had \$5,000 or more in assets at any time during the year — see instructions.)

1 Information Regarding Foundation Managers:

a List any managers of the foundation who have contributed more than 2% of the total contributions received by the foundation before the close of any tax year (but only if they have contributed more than \$5,000) (See section 507(d)(2))

None

b List any managers of the foundation who own 10% or more of the stock of a corporation (or an equally large portion of the ownership of a partnership or other entity) of which the foundation has a 10% or greater interest

None

2 Information Regarding Contribution, Grant, Gift, Loan, Scholarship, etc, Programs:

Check here if the foundation only makes contributions to preselected charitable organizations and does not accept unsolicited requests for funds. If the foundation makes gifts, grants, etc (see instructions) to individuals or organizations under other conditions, complete items 2a, b, c, and d

a The name, address, and telephone number or e-mail of the person to whom applications should be addressed

Kelly Perdue
3670 Valley St
Carlsbad CA 92008 (760) 242-2006

b The form in which applications should be submitted and information and materials they should include

Forms and Instructions are found at www.LynnFoundation.net

c Any submission deadlines

Variable. See instructions at www.LynnFoundation.net

d Any restrictions or limitations on awards, such as by geographical areas, charitable fields, kinds of institutions, or other factors

Resident or Student of or local to CA High Desert

Part XV Supplementary Information (continued)

3 Grants and Contributions Paid During the Year or Approved for Future Payment

Recipient Name and address (home or business)	If recipient is an individual, show any relationship to any foundation manager or substantial contributor	Foundation status of recipient	Purpose of grant or contribution	Amount
a Paid during the year				
See Attached Schedule Various	None Known			
Various CA 00000 Assistance League P.O. Box	None Known	School	Scholarships Cloth & Supply Needy	49,714.
Apple Valley CA 92392		501(c) (3)	Children	0.
Lucerne Valley Pool P.O. Box Lucern Valley CA 92000		501(c) (3)	Activities Needy Community	0.
Total				▶ 3 a 49,714.
b Approved for future payment				
Total				▶ 3 b

Name Berneice U.Lynn Foundation Employer Identification Number 33-0555611

Asset Information:

Description of Property <u>Common Stock</u>	
Date Acquired _____	How Acquired _____
Date Sold <u>02/15/13</u>	Name of Buyer _____
Sales Price <u>22,219.</u>	Cost or other basis (do not reduce by depreciation) <u>20,175.</u>
Sales Expense _____	Valuation Method _____
Total Gain (Loss) <u>2,044.</u>	Accumulation Depreciation _____
Description of Property _____	
Date Acquired _____	How Acquired _____
Date Sold _____	Name of Buyer _____
Sales Price _____	Cost or other basis (do not reduce by depreciation) _____
Sales Expense _____	Valuation Method _____
Total Gain (Loss) _____	Accumulation Depreciation _____
Description of Property _____	
Date Acquired _____	How Acquired _____
Date Sold _____	Name of Buyer _____
Sales Price _____	Cost or other basis (do not reduce by depreciation) _____
Sales Expense _____	Valuation Method _____
Total Gain (Loss) _____	Accumulation Depreciation _____
Description of Property _____	
Date Acquired _____	How Acquired _____
Date Sold _____	Name of Buyer _____
Sales Price _____	Cost or other basis (do not reduce by depreciation) _____
Sales Expense _____	Valuation Method _____
Total Gain (Loss) _____	Accumulation Depreciation _____
Description of Property _____	
Date Acquired _____	How Acquired _____
Date Sold _____	Name of Buyer _____
Sales Price _____	Cost or other basis (do not reduce by depreciation) _____
Sales Expense _____	Valuation Method _____
Total Gain (Loss) _____	Accumulation Depreciation _____
Description of Property _____	
Date Acquired _____	How Acquired _____
Date Sold _____	Name of Buyer _____
Sales Price _____	Cost or other basis (do not reduce by depreciation) _____
Sales Expense _____	Valuation Method _____
Total Gain (Loss) _____	Accumulation Depreciation _____

Form 990-PF, Page 1, Part I, Line 11

Line 11 Stmt

Other income	Rev/Exp Book	Net Inv Inc	Adj Net Inc
Gains (Losses) on Sales	0.		
Miscellaneous Income			
Note Interest	500.		
Total	<u>500.</u>		

Form 990-PF, Page 1, Part I, Line 18

Line 18 Stmt

Taxes	Rev/Exp Book	Net Inv Inc	Adj Net Inc	Charity Disb
Real Property Taxes	12,340.			
CA 199	25.			
Registrar of Charitable Trusts 990pf	50.			
Total	<u>12,415.</u>			

Form 990-PF, Page 1, Part I, Line 23

Line 23 Stmt

Other expenses	Rev/Exp Book	Net Inv Inc	Adj Net Inc	Charity Disb
Advertising	230.			
Insurance	2,665.			
Office Misc	3,822.			
Rental Prop Expense	33,266.			
Total	<u>39,983.</u>			

Form 990-PF, Page 2, Part III, Line 3

Other Increases Stmt

Add back Depreciation Expense	33,434.
Adjustment for GAAP - 990pf non-match	4,594.
Total	<u>38,028.</u>

Form 990-PF, Page 1, Part I

Line 16a - Legal Fees

Name of Provider	Type of Service Provided	Amount Paid Per Books	Net Investment Income	Adjusted Net Income	Disbursements for Charitable Purposes
M G Perdue	Taxes & Acct	2,950.			
Total		<u>2,950.</u>			

Form 990-PF, Page 1, Part I

Line 16c - Other Professional Fees

Name of Provider	Type of Service Provided	Amount Paid Per Books	Net Investment Income	Adjusted Net Income	Disbursements for Charitable Purposes
Palomar Pacific	Prop Mngmnt	12,350.			
Total		<u>12,350.</u>			

Form 990-PF, Page 2, Part II, Line 10b

L-10b Stmt

Line 10b - Investments - Corporate Stock:	End of Year	
	Book Value	Fair Market Value
Undeposited funds	5,915.	5,915.
TD Ameritrade Securities	171,961.	184,839.
Total	<u>177,876.</u>	<u>190,754.</u>

Form 990-PF, Page 2, Part II, Line 12

L-12 Stmt

Line 12 - Investments - Mortgage loans:	End of Year	
	Book Value	Fair Market Value
Note LT - Faherty	60,601.	60,601.
Total	<u>60,601.</u>	<u>60,601.</u>

Form 990-PF, Page 2, Part II, Line 13

L-13 Stmt

Line 13 - Investments - Other:	End of Year	
	Book Value	Fair Market Value
PXP (Stocker)	2,865.	2,865.
Total	<u>2,865.</u>	<u>2,865.</u>

Form 990-PF, Page 2, Part II, Line 11

L-11 Stmt

Line 11b - Description of Investments Land, Buildings and Equipment	(a) Cost/Other Basis	(b) Accumulated Depreciation	(c) Book Value
Lynn Building AV CA (-Lot)	950,000.	633,413.	316,587.
Improvements	16,357.	13,085.	3,272.
Total	<u>966,357.</u>	<u>646,498.</u>	<u>319,859.</u>

Form 990-PF, Page 2, Part II, Line 14

L-14 Stmt

Line 14b - Description of Land, Buildings, and Equipment	(a) Cost/Other Basis	(b) Accumulated Depreciation	(c) Book Value
Lot Only - Lynn Building AV CA	250,000.	0.	250,000.
Lyle, WA Lot	72,177.	0.	72,177.
Total	<u>322,177.</u>	<u>0.</u>	<u>322,177.</u>

Form 990-PF, Page 2, Part II, Line 22

Other Liab Stmt

Line 22 - Other Liabilities:	Beginning Year Book Value	Ending Year Book Value
Short Term Loan		
Rent Deposits		
Rent Deposits:King		2,500.
Rent Deposits:Omid		1,050.
Rent Deposits:Other		2,500.
Rent Deposits:Raja		1,360.
Total		<u>7,410.</u>

Supporting Statement of:

Form 990-PF, p2/Line 14(a)

Description	Amount
AV, CA Lynn Building Lot	250,000.
Lyle, WA Lot	72,177.
Total	<u>322,177.</u>

Supporting Statement of:

Form 990-PF, p2/Line 14(c)

Description	Amount
AV, CA Lynn Bldg Lot	250,000.
Lyle, WA Lot	72,177.
Total	<u>322,177.</u>

6:32 PM
05/13/14
Cash Basis

The Berneice U. Lynn Foundation
Statement of Support, Revenue & Expenses
January through December 2013

	<u>Jan - Dec 13</u>
Ordinary Income/Expense	
Income	
Dividends	224 28
Interest Income	6 97
Rental Income	<u>112,402 50</u>
Total Income	<u>112,633 75</u>
Gross Profit	112,633 75
Expense	
· Advertising	229 56
· Conferences & Travel	304 65
· Contributions, Gifts, Grants	49,714 00
· Insurance	2,664 72
· L&P Fees	2,950 00
· Lynn Office Expense	3,822 18
· Rental Property Expenses	33,266 09
Taxes	12,415 44
Trustee Fee	38,939 00
Tst Commtee	3,750 00
Uncategorized Expenses	0 00
Void	0 00
Total Expense	<u>148,055 64</u>
Net Ordinary Income	<u>-35,421 89</u>
Net Income	<u><u>-35,421.89</u></u>

May 13, 2014
 Accrual Basis

The Berneice U. Lynn Foundation Balance Sheet 990pf Report

	Dec 31, 13	Dec 31, 12
ASSETS		
Current Assets		
Checking/Savings		
DCB - Checking	75 39	5,320 62
Merrill Lynch - Liquid Assets	605 26	605 26
TD Ameritrade - Money Market	19,012 22	177,782 51
Total Checking/Savings	19,692 87	183,708 39
Accounts Receivable		
Accounts Receivable	2,381 48	2,596 48
Total Accounts Receivable	2,381 48	2,596 48
Other Current Assets		
Tax Lien Investments		5,707 37
TD Ameritrade Securities	171,960 99	18,495 99
Undeposited Funds	5,915 00	7,700 00
Total Other Current Assets	177,875 99	31,903 36
Total Current Assets	199,950 34	218,208 23
Fixed Assets		
Furniture Fixtures & Equip	8,313 95	8,313 95
Lynn - Commercial	713,042 63	713,042 63
Total Fixed Assets	721,356 58	721,356 58
Other Assets		
Lyle Lot	72,177 29	72,177 29
Note LT - Faherty	51,241 48	51,741 48
PXP (Stocker)	2,865 00	2,865 00
Total Other Assets	126,283 77	126,783 77
TOTAL ASSETS	1,047,590.69	1,066,348.58
LIABILITIES & EQUITY		
Liabilities		
Current Liabilities		
Other Current Liabilities		
Bigler Loan	15,000 00	15,000 00
Rent Deposits	2,500 00	2,500 00
Total Other Current Liabilities	17,500 00	17,500 00
Total Current Liabilities	17,500 00	17,500 00
Total Liabilities	17,500 00	17,500 00
Equity		
Unrestricted Net Assets	1,892,081 34	1,892,081 34
Total Equity	1,892,081 34	1,892,081 34
TOTAL LIABILITIES & EQUITY	1,909,581.34	1,909,581.34

SEE COMMENT IN GREEN BOX!

Lynn Foundation 2013
 Book Depreciation Schedule
 Forms IRS 990PF / CA199

Building	Acquired	Sold	Basis	Depreciation Basis	Prior Depreciation	Method	Life	Rate	Current Depr	Years in Service	Year End Acc Dep	Begin/yr	End/yr	Net Assets
1 Lynn Building	1992		\$ 950,000	\$ 950,000	\$ 603,250	S/L	31.5	0.03175	\$ 30,163	21	\$ 633,413	\$ 346,750	\$ 316,588	
Capital Improvements														
2 Enter New Purch Year. Cost	2013		\$ -	\$ -	\$ -	S/L	7	0.143	\$ -	1	\$ -	\$ -	\$ -	
3 Enter New Purch. Year. Cost	2013		\$ -	\$ -	\$ -	S/L	7	0.143	\$ -	1	\$ -	\$ -	\$ -	
4 Enter New Purch. Year. Cost	2013		\$ -	\$ -	\$ -	S/L	7	0.143	\$ -	1	\$ -	\$ -	\$ -	
Total Building Improvements			\$ -	\$ -	\$ -				\$ -		\$ -	\$ -	\$ -	
Furn, Fix., & Equipment														
5 Computer Building Controls	2009		\$ 5,357	\$ 5,357	\$ 3,214	S/L	5	0.2	\$ 1,071	4	\$ 4,285	\$ 2,143	\$ 1,071	
6 Tenant Improvements	2009		\$ 11,000	\$ 11,000	\$ 6,600	S/L	5	0.2	\$ 2,200	4	\$ 8,800	\$ #1243	\$ 2,200	
Total FF&E			\$ 16,357	\$ 16,357	\$ 9,814				\$ 3,271		\$ 13,085	\$ 6,543	\$ 3,271	
Total Depreciable Assets			\$ 966,357	\$ 966,357	\$ 613,064				\$ 33,434		\$ 646,498	\$ 353,293	\$ 319,859	
Land														
7 Lynn Building	1992		\$ 250,000								\$ -	\$ 250,000	\$ 250,000	
8 Lyle WA Lot			\$ 72,177									\$ 72,177	\$ 72,177	
			\$ 322,177									\$ 322,177	\$ 322,177	
TOTAL			\$ 2,238,534		\$ 613,064				\$ 33,434		\$ 646,498	\$ 1,022,220	\$ 958,623	

The Berneice U. Lynn Foundation
Monthly Cash Balances

May 9, 2014
Cash Basis

	<u>Jan 31, 13</u>	<u>Feb 28, 13</u>	<u>Mar 31, 13</u>	<u>Apr 30, 13</u>	<u>May 31, 13</u>	<u>Jun 30, 13</u>	<u>Jul 31, 13</u>
ASSETS							
Current Assets							
Checking/Savings							
DCB - Checking	<u>5,320 82</u>	<u>4,821 93</u>	<u>7,491 67</u>	<u>7,150 26</u>	<u>7,790 55</u>	<u>7,734 28</u>	<u>7,618 58</u>
Total Checking/Savings	<u>5,320 82</u>	<u>4,821 93</u>	<u>7,491 67</u>	<u>7,150 26</u>	<u>7,790 55</u>	<u>7,734 28</u>	<u>7,618 58</u>
Total Current Assets	<u>5,320 82</u>	<u>4,821 93</u>	<u>7,491 67</u>	<u>7,150 26</u>	<u>7,790 55</u>	<u>7,734 28</u>	<u>7,618 58</u>
TOTAL ASSETS	<u><u>5,320.82</u></u>	<u><u>4,821.93</u></u>	<u><u>7,491.67</u></u>	<u><u>7,150.26</u></u>	<u><u>7,790.55</u></u>	<u><u>7,734.28</u></u>	<u><u>7,618.58</u></u>
LIABILITIES & EQUITY	<u>0 00</u>	<u>0 00</u>	<u>0 00</u>	<u>0 00</u>	<u>0 00</u>	<u>0 00</u>	<u>0 00</u>

The Berneice U. Lynn Foundation
Monthly Cash Balances

May 9, 2014
Cash Basis

	<u>Aug 31, 13</u>	<u>Sep 30, 13</u>	<u>Oct 31, 13</u>	<u>Nov 30, 13</u>	<u>Dec 31, 13</u>
ASSETS					
Current Assets					
Checking/Savings					
DCB - Checking	7,275 39	75 39	75 39	75 39	75 39
Total Checking/Savings	<u>7,275 39</u>	<u>75 39</u>	<u>75 39</u>	<u>75 39</u>	<u>75 39</u>
Total Current Assets	<u>7,275 39</u>	<u>75 39</u>	<u>75 39</u>	<u>75 39</u>	<u>75 39</u>
TOTAL ASSETS	<u><u>7,275.39</u></u>	<u><u>75.39</u></u>	<u><u>75.39</u></u>	<u><u>75.39</u></u>	<u><u>75.39</u></u>
LIABILITIES & EQUITY	0 00	0 00	0 00	0 00	0 00

5:22 PM
May 9, 2014
Cash Basis

The Berneice U. Lynn Foundation
Net Rental Income 990pf
January through December 2013

	<u>Jan - Dec 13</u>
Ordinary Income/Expense	
Income	
Rental Income	112,402 50
Total Income	<u>112,402 50</u>
Gross Profit	112,402 50
Expense	
Rental Property Expenses	13,470 41
Taxes	12,340 44
Total Expense	<u>25,810 85</u>
Net Ordinary Income	<u>86,591 65</u>
Net Income	<u><u>86,591.65</u></u>

**The Berneice U. Lynn Foundation
990pf Line Item Detail**

May 9, 2014
Cash Basis

Date	Name	Memo	Paid Amount
Pt I-Revenue			
(b)-Int-savings/temp invstmnts			
01/31/13		Interest	1 52
02/28/13	interest	Deposit	0 56
03/28/13		Interest	0 42
04/27/13		Interest	0 41
05/31/13		Interest	0 36
06/30/13		Interest	0 37
07/31/13	interest	Deposit	0 01
07/31/13		Interest	0 41
08/31/13		Interest	0 39
09/03/13	interest	Deposit	0 01
09/30/13		Interest	0 19
10/31/13		Interest	0 09
11/30/13		Interest	0 09
12/31/13		Interest	0 11
Total (b)-Int-savings/temp invstmnts			4 94
(b)-Divs/int-securities			
01/07/13	PXP	PXP (Stocker)	203 28
Total (b)-Divs/int-securities			203 28
(a)-Gross rents			
01/30/13	Sayed	Monthly Rent Due	1,500 00
02/04/13	Krider	Monthly Rent Due	32 75
02/04/13	Krider	Monthly Rent Due	32 75
02/04/13	Omid	Common Area Maintenance & Utilities	12 00
02/04/13	King	Monthly Rent Due	30 00
02/04/13	Raja	Monthly Rent Due	1,440 00
02/20/13	King	Monthly Rent Due	1,614 24
02/20/13	King	Monthly Rent Due	385 76
02/20/13	King	Monthly Rent Due	1,000 00
02/20/13	Sayed	Monthly Rent Due	2,350 00
02/26/13	Sayed	Monthly Rent Due	650 00
03/04/13	Raja	Monthly Rent Due	1,440 00
03/04/13	Omid	Monthly Rent Due	1,200 00
03/08/13	Sayed	Monthly Rent Due	850 00
03/12/13	King	Monthly Rent Due	614 24
03/12/13	King	Monthly Rent Due	1,000 00
03/12/13	King	Monthly Rent Due	1,385 76
03/12/13	Raja	Monthly Rent Due	1,440 00
03/12/13	Krider	Monthly Rent Due	3,275 00
03/12/13	Omid	Monthly Rent Due	1,200 00
03/26/13	King	Monthly Rent Due	3,000 00
03/26/13	Omid	Monthly Rent Due	1,200 00
03/29/13	Krider	Monthly Rent Due	3,275 00
04/01/13	Raja	Monthly Rent Due	1,440 00
04/29/13	Omid	Monthly Rent Due	1,200 00
04/30/13	Krider	Monthly Rent Due	3,275 00
05/03/13	Raja	Monthly Rent Due	1,440 00
05/08/13	Sayed	Monthly Rent Due	1,500 00
05/08/13	Sayed	Monthly Rent Due	450 00
05/28/13	King	Monthly Rent Due	3,000 00
05/29/13	Krider	Monthly Rent Due	3,275 00
06/01/13	Omid	Monthly Rent Due	1,200 00
06/01/13	Sayed	Monthly Rent Due	1,050 00
06/02/13	Raja	Monthly Rent Due	1,440 00
07/05/13	Sayed	Monthly Rent Due	1,500 00
07/29/13	King	Monthly Rent Due	3,000 00
07/29/13	King	Monthly Rent Due	3,000 00
07/29/13	Omid	Monthly Rent Due	1,200 00
07/29/13	Raja	Monthly Rent Due	1,440 00
08/01/13	Krider	Monthly Rent Due	3,275 00
08/01/13	Omid	Monthly Rent Due	1,200 00
08/01/13	Raja	Monthly Rent Due	1,440 00
08/15/13	Krider	Monthly Rent Due	3,275 00
08/29/13	Krider	Monthly Rent Due	3,275 00
09/01/13	Raja	Monthly Rent Due	1,440 00

**The Berneice U. Lynn Foundation
990pf Line Item Detail**

May 9, 2014
Cash Basis

Date	Name	Memo	Paid Amount
09/01/13	King	Monthly Rent Due	3,000 00
09/01/13	Omid	Monthly Rent Due	1,200 00
09/30/13	King	Monthly Rent Due	3,000 00
10/01/13	Raja	Monthly Rent Due	1,380 20
10/01/13	Omid	Monthly Rent Due	1,200 00
10/01/13	Raja	Monthly Rent Due	1,440 00
10/01/13	Raja	Monthly Rent Due	59 80
10/01/13	Krider	Monthly Rent Due	3,275 00
10/01/13	Sayed	Monthly Rent Due	1,500 00
10/25/13	Sayed	Monthly Rent Due	1,500 00
11/01/13	Omid	Monthly Rent Due	1,200 00
11/01/13	Sayed	Monthly Rent Due	1,500 00
11/08/13	Krider	Monthly Rent Due	3,275 00
11/08/13	King	Monthly Rent Due	3,000 00
12/02/13	Raja	Monthly Rent Due	1,440 00
12/02/13	Krider	Monthly Rent Due	3,275 00
12/03/13	Omid	Monthly Rent Due	1,200 00
12/03/13	Raja	Monthly Rent Due	1,440 00
12/03/13	King	Monthly Rent Due	3,000 00
12/31/13	Krider	Monthly Rent Due	3,275 00
Total (a)-Gross rents			112,402 50
(a)-Other income			
02/12/13	Sale of Securities	Sold 400 CTRX @ 51 7	20,669 54
03/12/13	Yuma Tax Lein Purchase	Deposit	2,007 81
Total (a)-Other income			22,677 35
Pt XVI-A-Income			
(e)-Int-svgs and cash invest			
01/31/13		Interest	0 20
02/28/13		Interest	0 17
03/31/13		Interest	0 24
04/30/13		Interest	0 28
05/31/13		Interest	0 28
06/30/13		Interest	0 28
07/31/13		Interest	0 30
08/31/13		Interest	0 28
Total (e)-Int-svgs and cash invest			2 03
Pt I-Op/Adm Exps			
(a)-Officers' compensation			
01/07/13	Kelly Perdue	2013 Jan	3,000 00
02/05/13	Kelly Perdue	2013 Feb	3,000 00
04/20/13	Donald Bigler	April 19, 2013	1,250 00
04/20/13	Bill Newman	April 19, 2013	1,250 00
04/20/13	Larry Skinner	April 19, 2013	1,250 00
Total (a)-Officers' compensation			9,750 00
(a)-Legal fees			
03/04/13	Michael G Perdue	2012 Nov	2,950 00
Total (a)-Legal fees			2,950 00
(a)-Accounting fees			
01/07/13	Palomar Pacific Real Estate Serv	2013 Jan	950 00
02/13/13	Palomar Pacific Real Estate Serv	2013 Feb	950 00
02/26/13	Palomar Pacific Real Estate Serv	2013 Mar	950 00
03/25/13	Palomar Pacific Real Estate Serv	2013 Mar	950 00
04/25/13	Palomar Pacific Real Estate Serv	2013 Apr	950 00
05/20/13	Palomar Pacific Real Estate Serv	2013 May	950 00
06/17/13	Palomar Pacific Real Estate Serv	2013 Jun	950 00
07/15/13	Palomar Pacific Real Estate Serv	2013 Jul	950 00
08/13/13	Palomar Pacific Real Estate Serv	2013 Aug	950 00
09/16/13	Palomar Pacific Real Estate Serv	2013 Sep	950 00
10/16/13	Palomar Pacific Real Estate Serv	2013 Oct	950 00
11/19/13	Palomar Pacific Real Estate Serv	2013 Nov	950 00
12/16/13	Palomar Pacific Real Estate Serv	2013 Dec	950 00
Total (a)-Accounting fees			12,350 00

**The Berneice U. Lynn Foundation
990pf Line Item Detail**

May 9, 2014
Cash Basis

Date	Name	Memo	Paid Amount
(a)-Taxes			
03/04/13	Larry Walker - Tax Collector	refund	(15 00)
04/27/13	Klickitat County Treasurer - Dani	Klickitat property parcel #03-14-0750-0003/00	114 66
04/27/13	Larry Walker - Tax Collector	Parcel #0473-101-03-0-000	4,331 04
04/27/13	Larry Walker - Tax Collector	Parcel #0473-101-04-0-000	1,385 70
05/29/13	San Bernardino Co Tax Collector		591 68
07/02/13	Registry of Charitable Trusts		50 00
07/08/13	Franchise Tax Board	2012 - CA Form 199 - FEIN 33-0555611	25 00
10/01/13	Klickitat County Treasurer	WA property	114 67
10/25/13	Larry Walker - Tax Collector	Parcel #0473-101-04-0-000	1,410 39
10/25/13	Larry Walker - Tax Collector	Parcel #0473-101-04-0-000	4,407 30
Total (a)-Taxes			12,415 44
(a)-Travel/confer/conven/mtgs			
08/12/13	Exxon	Michael- sprinkler trp	44 65
08/12/13	Michael G Perdue	2012 Oct	260 00
Total (a)-Travel/confer/conven/mtgs			304 65
(a)-Other expenses			
01/07/13	Apple Valley Ranchos Water		86 47
01/07/13	Apple Valley Ranchos Water		163 97
01/07/13	Hi Desert Alarm		111 00
01/07/13	John's Desert Pest Control		30 00
02/01/13	Edison Company	6175	202 19
02/01/13	Edison Company	6167	24 86
02/04/13	AMS	Business Insurance	615 00
02/04/13	John's Desert Pest Control		30 00
02/04/13	Town of Apple Valley		505 16
02/04/13	Verizon	Lynn AV Office	182 36
02/04/13	The Hartford	Refund	(1,045 50)
02/04/13	Yahoo Webhost	lynnfoundation	38 82
02/20/13	Costco	Quickbooks Pro 2013	155 19
03/01/13	AMS	Business Insurance	309 87
03/01/13	Anderson Construction	Chk elec/replace batt	250 00
03/01/13	Apple Valley Ranchos Water	7786	94 16
03/01/13	Apple Valley Ranchos Water	7787	159 89
03/01/13	Verizon	Lynn AV Office	364 78
03/01/13	Town of Apple Valley		1,010 32
03/01/13	Edison Company	6175	182 00
03/01/13	Edison Company	6167	23 50
03/04/13	Hi Desert Alarm		111 00
03/04/13	Checks for Less		62 35
03/04/13	Intuit	Tax Software	225 00
03/07/13	Intuit	Tax Software	323 95
03/08/13	Edison Company	6175	182 00
03/08/13	Edison Company	6167	
03/12/13	Sherweb		56 55
03/20/13	Verizon	Lynn AV Office	370 34
03/22/13	Town of Apple Valley		505 16
03/22/13	Anderson Construction	Chk elec/replace batt	350 00
03/22/13	Edison Company	6175	
03/22/13	Edison Company	6167	24 49
03/25/13	AMS	Business Insurance	619 34
04/16/13	AMS	Business Insurance	929 21
04/27/13	Anderson Construction	check leak, parking stop blocks	200 00
04/27/13	Fed Ex	Inv #2-238-24474	53 83
04/27/13	John's Desert Pest Control		30 00
04/27/13	Edison Company	6175	146 41
04/27/13	Edison Company	6167	23 47
04/27/13	Town of Apple Valley		45 31
04/27/13	Verizon	Lynn AV Office	300 66
04/29/13	Intuit	Tax Software	341 69
05/10/13	Apple Valley Ranchos Water	7786	102 98
05/10/13	Apple Valley Ranchos Water	7787	188 52
05/15/13	AMS	Refund from Alliance Member Services	(929 21)
05/23/13	AMS	Business Insurance	308 73
05/24/13	Edison Company	6175	149 93
05/24/13	Edison Company	6167	33 33

The Berneice U. Lynn Foundation
990pf Line Item Detail

May 9, 2014
Cash Basis

Date	Name	Memo	Paid Amount
05/24/13	Town of Apple Valley		595 78
05/26/13	CVS	Envelopes	10 80
05/26/13	Yahoo Webhost	lynnfoundation	38 82
05/26/13	USPS	Scholarship mailings	93 75
05/26/13	Staples	labels	28 07
05/26/13	Staples	Expanding folders, window envelopes, etc	57 76
05/28/13	Royal Business Cards	Printed Envelopes/blank paper	60 00
05/29/13	Hi Desert Alarm		111 00
05/30/13	John's Desert Pest Control		30 00
05/30/13	Apple Air		345 00
06/11/13	Sherweb		56 55
06/11/13	Edison Company	6175	141 75
06/11/13	Edison Company	6167	52 38
06/11/13	Town of Apple Valley		550 47
07/01/13	AMS	Business Insurance	307 62
07/03/13	Intuit	Tax Software	41 00
07/08/13	USPS		24 11
07/12/13	Apple Valley Ranchos Water	7786	94 69
07/12/13	Apple Valley Ranchos Water	7787	223 55
07/19/13	Verizon	Lynn AV Office	75 97
07/19/13	Royal Business Cards	Stationary	21 60
07/22/13	Edison Company	6175	156 04
07/22/13	Edison Company	6167	87 89
07/22/13	Town of Apple Valley		505 16
07/30/13	AMS	Business Insurance	307 62
08/13/13	Town of Apple Valley		550 47
08/13/13	Edison Company	6175	160 87
08/13/13	Edison Company	6167	103 06
08/13/13	Verizon	Lynn AV Office	185 16
08/13/13	John's Desert Pest Control		30 00
08/20/13	Yahoo Webhost	lynnfoundation	38 82
08/28/13	The Catholic University of America		0 00
08/28/13	J M & J Plumbing		0 00
09/03/13	AMS	Business Insurance	307 62
09/03/13	Hi Desert Alarm		111 00
09/13/13	Apple Valley Ranchos Water	7786	93 73
09/13/13	Apple Valley Ranchos Water	7787	152 13
09/19/13	John's Desert Pest Control		30 00
09/20/13	Edison Company	6175	164 87
09/20/13	Edison Company	6167	38 24
09/23/13	Verizon	Lynn AV Office	184 89
09/23/13	Town of Apple Valley		550 47
09/25/13	AMS	Business Insurance - Final for period	307 62
09/25/13	Hi Desert Alarm		111 00
10/01/13	Yellow Electric	Fix meter in pharmacy	735 00
10/25/13	Town of Apple Valley		550 47
10/25/13	Edison Company	6175	161 50
10/25/13	Edison Company	6167	25 55
10/25/13	Anderson Construction	replace and repair tiles on pillars	300 00
11/07/13	Verizon	Lynn AV Office	406 86
11/08/13	Apple Valley Ranchos Water	7786	100 38
11/08/13	Apple Valley Ranchos Water	7787	142 91
11/12/13	Town of Apple Valley		1,100 94
11/21/13	Edison Company	6175	162 93
11/21/13	Edison Company	6167	28 16
11/29/13	John's Desert Pest Control		30 00
12/14/13	AMS	Business Insurance - Final for period	626 80
12/14/13	Edison Company	6175	174 73
12/14/13	Edison Company	6167	27 03
12/14/13	Verizon	Lynn AV Office	227 20
Total (a)-Other expenses			20,186 87
(a)-Contribs/gifts/grants paid			
08/28/13	Arizona State University	Samantha Clark #604828822	900 00
08/28/13	Azusa Pacific University	Christine Khoury #439918160	800 00
08/28/13	Biola University	Nicole McMican #620786876	700 00
08/28/13	Biola University	Mark Medina	800 00
08/28/13	Biola University	Krisandra Sanchez #610824205	1,150 00

The Berneice U. Lynn Foundation 990pf Line Item Detail

May 9, 2014
Cash Basis

Date	Name	Memo	Paid Amount
08/28/13	California State Polytechnic Univ	Andrew Chandler #617648008	750 00
08/28/13	California State University-Fresno	Desiree Bernard #610866933	850 00
08/28/13	California State University-Fresno	Breanna Sparks #626787673	950 00
08/28/13	California State University - Fulle	Reema Atoura #622884366	850 00
08/28/13	California State University - Fulle	Zenia Barriga #613885675	650 00
08/28/13	California State University - Fulle	Brittany Goss	1,000 00
08/28/13	California State University-Northri	Zachary McKellar #616488486	750 00
08/28/13	California State University-Northri	Ruby Ramirez #614845380	1,250 00
08/28/13	California State University-San B	Brittany Avila #620766540	950 00
08/28/13	California State University-San B	Analina Gonzalez #611626576	950 00
08/28/13	California State University-San B	Alexandra Kliewer #620666162	1,050 00
08/28/13	California State University-San B	Averie Montagne #618725006	800 00
08/28/13	California State University-San B	Sierra Prescott #605845228	900 00
08/28/13	California State University-San B	Hirlanda Rodriguez #508755510	900 00
08/28/13	California Baptist University	Samantha Dicus #605845033	1,000 00
08/28/13	Chadron State College	Jenna McBride #608840844	600 00
08/28/13	Humboldt State University	Edward Sandoval #624823108	650 00
08/28/13	Johnson and Wales University	Jessica Bose #619760643	850 00
08/28/13	National University	Cheryl Halter #615322455	0 00
08/28/13	San Diego State University	Janelle O'Keefe #605900350	900 00
08/28/13	San Diego State University	Amy Winkler #620802491	750 00
08/28/13	Simpson University	Jordan Vargas #604509576	900 00
08/28/13	The Masters College	Daniel Chandler #625727324	600 00
08/28/13	The Masters College	Brett Twigley	900 00
08/28/13	University of California-Berkeley	Nicholas Kang #614274638	700 00
08/28/13	University of California-Irvine	Chase Eden #621762754	900 00
08/28/13	University of California-Irvine	Sarai Herrera	1,050 00
08/28/13	University of California-Irvine	Cody Justman #623866217	950 00
08/28/13	University of California-Los Angel	Matthew Kim #606827194	1,100 00
08/28/13	University of California-Los Angel	Karen Rocha #617843685	750 00
08/28/13	University of California-Los Angel	Daezsha-Nay Williams #611820670	1,100 00
08/28/13	University of California-Los Angel	Allison Woods #492084325	850 00
08/28/13	University of California-Los Angel	Sydney Young #610849156	1,050 00
08/28/13	university of California-Merced	Kyle Carey #604827702	800 00
08/28/13	University of California-Riverside	Denise Aguilar #608780595	850 00
08/28/13	University of California-Riverside	Kimberly Aguilera	850 00
08/28/13	University of California-Riverside	Amer Farooqui #624024535	750 00
08/28/13	University of California-San Diego	Essence Miller #620866717	900 00
08/28/13	University of California-San Diego	Katherine Shelby #612828303	800 00
08/28/13	University of California-San Diego	Alyx Shishido #626373380	1,050 00
08/28/13	University of California-Santa Bar	Janet Carrasco #602865619	1,100 00
08/28/13	University of Nevada Las Vegas	Alyssa Kline #622843741	500 00
08/28/13	University of the Pacific	Sydney Stanfill #624869972	600 00
08/28/13	University of Southern California	Rebecca Thweatt #615840118	0 00
08/28/13	Victor Valley Community College	Perswasion Herrera #622825316	850 00
08/28/13	Victor Valley Community College	Madison Huson #603860085	600 00
08/28/13	Victor Valley Community College	Seth Johnson	700 00
08/28/13	Victor Valley Community College	Rachel McKinney #612781259	600 00
08/28/13	Victor Valley Community College	Michaela Moore #611801598	1,050 00
08/28/13	Victor Valley Community College	Daisy Peralta #607849440	850 00
08/28/13	Victor Valley Community College	Cody Randles #612824721	800 00
08/28/13	Victor Valley Community College	Ryan Matthew Villar #286131945	700 00
08/28/13	Victorville Valley College	Sergio Munoz #611828246	750 00
08/28/13	Westminster College	Cassandra Fenton #605845052	900 00
08/29/13	University of Southern California	Rebecca Thweatt #615840118	1,050 00
09/17/13	Chapman University	Melanie Smith #624823108	800 00
11/08/13	Victor Valley Community College	Return Ryan Villar	(686 00)
Total (a)-Contribs/gifts/grants paid			49,714 00
Tax Line Unassigned (income/expense)			
01/07/13	Hector Castillo	2012 Nov & Dec	700 00
01/07/13	Hector Castillo	bark	190 83
02/08/13	VV Glass	fix glass for Raja	78 00
02/28/13	Perdue, Kelly R	2013 Feb	3,000 00
02/28/13	Perdue, Kelly R	2013 Feb	186 00
02/28/13	Perdue, Kelly R	2013 Feb	43 50
02/28/13	Perdue, Kelly R	2013 Feb	18 00
02/28/13	Perdue, Kelly R	2013 Feb	102 00

**The Berneice U. Lynn Foundation
990pf Line Item Detail**

May 9, 2014
Cash Basis

Date	Name	Memo	Paid Amount
03/05/13	Hector Castillo	2013 Jan & Feb	700 00
03/05/13	Hector Castillo	flowers	118 85
03/05/13	Hector Castillo	paint	15 00
03/23/13	VOID		0 00
03/30/13	Perdue, Kelly R	2013 Mar	3,000 00
03/30/13	Perdue, Kelly R	2013 Mar	186 00
03/30/13	Perdue, Kelly R	2013 Mar	43 50
03/30/13	Perdue, Kelly R	2013 Mar	18 00
03/30/13	Perdue, Kelly R	2013 Mar	102 00
03/31/13		Adj for CA UI (was 3 4%, now 6 2%)	168 00
04/27/13	Hector Castillo	2013 Mar	350 00
05/01/13	Perdue, Kelly R	2013 April	3,000 00
05/01/13	Perdue, Kelly R	2013 April	186 00
05/01/13	Perdue, Kelly R	2013 April	43 50
05/01/13	Perdue, Kelly R	2013 April	6 00
05/01/13	Perdue, Kelly R	2013 April	34 00
05/20/13	Hector Castillo	2013 Apr	1,050 00
05/29/13	Perdue, Kelly R	2013 May	3,000 00
05/29/13	Perdue, Kelly R	2013 May	186 00
05/29/13	Perdue, Kelly R	2013 May	43 50
05/29/13	Perdue, Kelly R	2013 May	0 00
05/29/13	Perdue, Kelly R	2013 May	196 00
06/28/13	Perdue, Kelly R	2013 June	3,000 00
06/28/13	Perdue, Kelly R	2013 June	186 00
06/28/13	Perdue, Kelly R	2013 June	43 50
06/28/13	Perdue, Kelly R	2013 June	0 00
06/28/13	Perdue, Kelly R	2013 June	0 00
07/01/13	Hector Castillo	2013 Apr	350 00
07/12/13	Apple Air		265 00
07/29/13	Perdue, Kelly R	2013 July	3,000 00
07/29/13	Perdue, Kelly R	2013 July	186 00
07/29/13	Perdue, Kelly R	2013 July	43 50
07/29/13	Perdue, Kelly R	2013 July	0 00
07/29/13	Perdue, Kelly R	2013 July	0 00
07/30/13	Daniel Razo	2013 Aug	350 00
08/13/13	Apple Air		1,213 00
08/28/13	VOID		0 00
09/01/13	Perdue, Kelly R	2013 August	3,000 00
09/01/13	Perdue, Kelly R	2013 August	186 00
09/01/13	Perdue, Kelly R	2013 August	43 50
09/01/13	Perdue, Kelly R	2013 August	0 00
09/01/13	Perdue, Kelly R	2013 August	0 00
09/03/13	Daniel Razo	2013 Sep	350 00
09/26/13	Daniel Razo	2013 Oct	350 00
10/01/13	Perdue, Kelly R	2013 September	3,000 00
10/01/13	Perdue, Kelly R	2013 September	186 00
10/01/13	Perdue, Kelly R	2013 September	43 50
10/01/13	Perdue, Kelly R	2013 September	0 00
10/01/13	Perdue, Kelly R	2013 September	0 00
10/25/13	Apple Air		315 00
10/25/13	Daniel Razo	2013 Nov	350 00
11/01/13	Perdue, Kelly R	2013 October	3,000 00
11/01/13	Perdue, Kelly R	2013 October	186 00
11/01/13	Perdue, Kelly R	2013 October	43 50
11/01/13	Perdue, Kelly R	2013 October	0 00
11/01/13	Perdue, Kelly R	2013 October	0 00
12/02/13	Perdue, Kelly R	2103 November	3,000 00
12/02/13	Perdue, Kelly R	2103 November	186 00
12/02/13	Perdue, Kelly R	2103 November	43 50
12/02/13	Perdue, Kelly R	2103 November	0 00
12/02/13	Perdue, Kelly R	2103 November	0 00
12/14/13	Daniel Razo	2013 Dec	350 00
12/24/13	Daniel Razo	2014 Jan	350 00
Total Tax Line Unassigned (income/expense)			40,384 88

5:24 PM
 May 9, 2014
 Cash Basis

The Berneice U. Lynn Foundation Scholarship Detail Report January through December 2013

Date	Name	Memo	Paid Amount
08/28/13	Anzona State University	Samantha Clark #6048	900 00
08/28/13	Azusa Pacific University	Chnstine Khoury #439	800 00
08/28/13	Biola University	Nicole McMican #6207	700 00
08/28/13	Biola University	Mark Medina	800 00
08/28/13	Biola University	Krisandra Sanchez #61	1,150 00
08/28/13	California State Polytechnic University,	Andrew Chandler #617	750 00
08/28/13	California State University-Fresno	Desiree Bernard #6108	850 00
08/28/13	California State University-Fresno	Breanna Sparks #6267	950 00
08/28/13	California State University - Fullerton	Reema Atoura #62288	850 00
08/28/13	California State University - Fullerton	Zenia Barriga #613885	650 00
08/28/13	California State University - Fullerton	Bnttany Goss	1,000 00
08/28/13	California State University-Northridge	Zachary McKellar #616	750 00
08/28/13	California State University-Northridge	Ruby Ramirez #61484	1,250 00
08/28/13	California State University-San Bernardin	Bnttany Avila #620766	950 00
08/28/13	California State University-San Bernardin	Analina Gonzalez #611	950 00
08/28/13	California State University-San Bernardin	Alexandra Kiewer #62	1,050 00
08/28/13	California State University-San Bernardin	Averie Montagne #618	800 00
08/28/13	California State University-San Bernardin	Sierra Prescott #60584	900 00
08/28/13	California State University-San Bernardin	Hirlanda Rodriguez #5	900 00
08/28/13	California Baptist University	Samantha Dicus #605	1,000 00
08/28/13	Chadron State College	Jenna McBride #60884	600 00
08/28/13	Humbolt State University	Edward Sandoval #624	650 00
08/28/13	Johnson and Wales University	Jessica Bose #619760	850 00
08/28/13	National University	Cheryl Halter #615322	0 00
08/28/13	San Diego State University	Janelle O'Keeffe #6059	900 00
08/28/13	San Diego State University	Amy Winkler #6208024	750 00
08/28/13	Simpson University	Jordan Vargas #60450	900 00
08/28/13	The Masters College	Daniel Chandler #6257	600 00
08/28/13	The Masters College	Brett Twigley	900 00
08/28/13	University of California-Berkeley	Nicholas Kang #61427	700 00
08/28/13	University of California-Irvine	Chase Eden #6217627	900 00
08/28/13	University of California-Irvine	Sarai Herrera	1,050 00
08/28/13	University of California-Irvine	Cody Justman #62386	950 00
08/28/13	University of California-Los Angeles	Matthew Kim #606827	1,100 00
08/28/13	University of California-Los Angeles	Karen Rocha #617843	750 00
08/28/13	University of California-Los Angeles	Daezsha-Nay Williams	1,100 00
08/28/13	University of California-Los Angeles	Allison Woods #49208	850 00
08/28/13	University of California-Los Angeles	Sydney Young #61084	1,050 00
08/28/13	university of California-Merced	Kyle Carey #604827702	800 00
08/28/13	University of California-Riverside	Denise Aguilar #60878	850 00
08/28/13	University of California-Riverside	Kimberly Aguilera	850 00
08/28/13	University of California-Riverside	Amer Farooqui #62402	750 00
08/28/13	University of California-San Diego	Essence Miller #62086	900 00
08/28/13	University of California-San Diego	Katherine Shelby #612	800 00
08/28/13	University of California-San Diego	Alyx Shishido #626373	1,050 00
08/28/13	University of California-Santa Barbara	Janet Carrasco #60286	1,100 00
08/28/13	University of Nevada Las Vegas	Alyssa Kline #6228437	500 00
08/28/13	University of the Pacific	Sydney Stanfill #62486	600 00
08/28/13	University of Southern California	Rebecca Thweatt #615	0 00
08/28/13	Victor Valley Community College	Perswasion Herrera #6	850 00
08/28/13	Victor Valley Community College	Madison Huson #6038	600 00
08/28/13	Victor Valley Community College	Seth Johnson	700 00
08/28/13	Victor Valley Community College	Rachel McKinney #612	600 00
08/28/13	Victor Valley Community College	Michaela Moore #6118	1,050 00
08/28/13	Victor Valley Community College	Daisy Peralta #607849	850 00
08/28/13	Victor Valley Community College	Cody Randles #61282	800 00
08/28/13	Victor Valley Community College	Ryan Matthew Villar #2	700 00
08/28/13	Victorville Valley College	Sergio Munoz #611828	750 00
08/28/13	Westminster College	Cassandra Fenton #60	900 00
08/29/13	University of Southern California	Rebecca Thweatt #615	1,050 00
09/17/13	Chapman University	Melanie Smith #62482	800 00
11/08/13	Victor Valley Community College	Return Ryan Villar	-686 00
TOTAL			49,714.00



Ameritrade

PO Box 2577

Omaha NE 68103-2577

Please do not send deposits or correspondence to this address

KELLY R PERDUE TR FBO
BERNEICE U LYNN FOUNDATION
UA AUG 21, 1989
3670 VALLEY ST
CARLSBAD, CA 920082639



888-310-7921
 TD AMERITRADE
 DIVISION OF TD AMERITRADE INC
 PO BOX 2209
 OMAHA, NE 68103-2209
 TD Ameritrade Clearing, Inc., Member SIPC

Statement Reporting Period:
 12/01/13 - 12/31/13


Statement for Account # 201-131047

KELLY R. PERDUE TR FBO
 BERNEICE U LYNN FOUNDATION
 JA AUG 21, 1989
 3670 VALLEY ST
 CARLSBAD, CA 920082639

Portfolio Summary

Investment	Current Value	Prior Value	Period Change	% Change	Estimated Income	Estimated Yield	Portfolio Allocation
Cash	\$ -	\$ -	\$ -	-	\$ -	-	
Insrdep Acct	2,932.10	2,141.48	790.62	36.9%	-	0.05%	
Money Market	-	-	-	-	-	-	
Short Balance	-	-	-	-	-	-	
Stocks	181,907.07	181,391.57	515.50	0.3%	3,305.56	1.8%	
Short Stocks	-	-	-	-	-	-	
Fixed Income	-	-	-	-	-	-	
Options	-	-	-	-	-	-	
Short Options	-	-	-	-	-	-	
Mutual Funds	-	-	-	-	-	-	
Other	-	-	-	-	-	-	
Total	\$184,839.17	\$183,533.05	\$1,306.12	0.7%	\$3,305.56	1.8%	Stocks 98.4%

Insrdep Acct
 1.6%



Cash Activity Summary

	Current	YTD	Reportable	Non Reportable	YTD
Opening Balance	\$ 0.00	\$ -			
Securities Purchased	-	(173,722.78)	Dividends \$790.52	\$ -	\$2,985.70
Securities Sold	-	1,518.82	Interest	-	0.91
Funds Deposited	-	173,640.00	Other	-	-
Funds Disbursed	-	-	Expense	-	-
Income	790.52	2,986.61	Interest	-	-
Expense	-	(1,492.82)	Fees	-	(1,492.82)
Other	(790.52)	(2,929.83)	Other	-	-
Closing Balance	\$ 0.00	\$ 0.00	Net	\$790.52	\$1,493.79

Income & Expense Summary

	Reportable	Non Reportable	YTD
Cost Basis As Of - 12/31/13			\$172,043.67
Unrealized Gains			13,159.28
Unrealized Losses			(3,295.88)
Funds Deposited/(Disbursed) YTD			173,640.00
Income/(Expense) YTD			1,493.79
Securities Received/(Delivered) YTD			0.00

Performance Summary

	YTD
Opening Balance	\$ 0.00
Securities Purchased	(173,722.78)
Securities Sold	1,518.82
Funds Deposited	173,640.00
Funds Disbursed	-
Income	790.52
Expense	(1,492.82)
Other	(790.52)
Closing Balance	\$ 0.00

Statement for Account # 201-131047
12/01/13 - 12/31/13

Online Cash Services Summary

Description	Current	Year To Date
CREDITS		
Checks Deposited	\$ -	\$ 8,640 00
Electronic Transfer	-	165,000 00
Subtotal	0 00	173,640 00
TOTAL	0.00	173,640 00

Income Summary Detail*

Description	Current	Year to Date
Ordinary Dividends	\$ 790 52	\$ 2,980 26
Interest Income Credit Balance	0 00	0 91
Short Term Capital Gains	0 00	0 47
Long Term Capital Gains	0 00	4 97
IDA Interest	0 10	2 27

*This section displays current and year to date taxation values for this account. The current totals may not equate to the total payments listed on this statement as corrections to tax reporting may also be included. These corrections can include changes made to previous payments and removal of payments reportable in a previous tax year (spillover dividends). The year to date totals will accurately reflect your cumulative amount for the year.

Account Positions

Investment Description	Symbol/ CUSIP	Current Price	Quantity	Current Market Value	Purchase Date	Cost Basis	Average Cost	Unrealized Gain/(Loss)	Estimated Income	Yield
Stocks - Cash										
ISHARES TIPS BOND ETF	TIP	\$ 109 90	77	\$ 8,462 30	02/08/13	\$ 9,209 50	\$ 119 60	\$ (747 20)	\$ 97 17	1 1%
ISHARES 1-3 YR. TREASURY BND ETF	SHY	84 38	184	15,525 92	02/08/13	15,536 46	84 44	(10 54)	40 66	0 3%
ISHARES MSCI LEAFE ETF	EFA	67 095	172	11,540 34	02/08/13	10,064 52	58 51	1,475 82	292 92	2 5%
ISHARES RUSSELL MIDCAP GROWTH ETF	IWP	84 36	74	6,242 64	02/08/13	4,992 19	67 46	1,250 45	49 65	0 8%
ISHARES RUSSELL 2000 VALUE ETF	IWN	99 50	20	1,990 00	02/08/13	1,619 51	80 98	370 49	35 24	1 8%
ISHARES RUSSELL 2000 GROWTH ETF	IWO	135 51	16	2,168 16	02/08/13	1,649 48	103 09	518 68	15 50	0 7%

Statement for Account # 201-131047
12/01/13 - 12/31/13

Account Positions

Investment Description	Symbol/ CUSIP	Quantity	Current Price	Market Value	Purchase Date	Cost Basis	Average Cost	Unrealized Gain(Loss)	Estimated Income	Yield
Stocks - Cash										
ISHARES MSCIEAFE SMALL-CAP ETF	SCZ	38	50.98	1,937.24	02/08/13	1,628.14	42.85	309.10	46.36	2.4%
ISHARES JPM USD EMRG MKT BND ETF	EMB	15	108.16	1,622.40	02/08/13	1,786.07	119.07	(163.67)	77.13	4.8%
ISHARES MBS ETF	MBB	149	104.57	15,580.93	02/08/13	16,004.19	107.41	(423.26)	198.02	1.3%
ISHARES INTERMDT GOVTCREDIT BND ETF	GVI	351	109.42	38,406.42	02/08/13	39,256.45	111.84	(850.03)	680.94	1.8%
SPDR BARCLAYS HIGH YIELD BOND ETF	JNK	86	40.56	3,488.16	02/08/13	3,479.92	40.46	8.24	211.04	6.1%
SPDR BARCLAYS INTERN TREASURY BD ET	BWX	120	57.74	6,928.80	02/08/13	7,122.18	59.35	(193.38)	128.52	1.9%
VANGUARD LONG TERM BOND FUND	BLV	41	81.6501	3,347.65	02/08/13	3,699.85	90.24	(352.20)	156.33	4.7%
VANGUARD GLOBAL EX-US REAL ESTATE ETF	VNQI	64	54.48	3,486.72	02/08/13	3,525.23	55.08	(38.51)	114.05	3.3%
VANGUARD EMERGING MARKETS ETF	VWO	222	41.14	9,133.08	02/08/13	9,544.11	42.99	(411.03)	249.75	2.7%
VANGUARD CRSP US MID CAP VALUE INDE ETF	VOE	77	79.78	6,143.06	02/08/13	4,932.09	64.05	1,210.97	92.79	1.5%
VANGUARD REIT ETF INDEX	VNQ	25	64.56	1,614.00	02/08/13	1,720.06	68.80	(106.06)	69.78	4.3%
VANGUARD CRSP US LARGE CAP GROW/IND ETF	VUG	242	93.05	22,518.10	02/08/13	18,253.92	75.43	4,264.18	268.62	1.2%

Statement for Account # 201-131047
12/01/13 - 12/31/13

Account Positions

Investment Description	Symbol/ CUSIP	Quantity	Current Price	Market Value	Purchase Date	Cost Basis	Average Cost	Unrealized Gain(Loss)	Estimated Income	Yield
Stocks - Cash										
VANGUARD CRSP US LARGE CAP VALUE IND ET	VTV	285	76.39	21,771.15	02/08/13	18,019.80	63.23	3,751.35	481.08	2.2%
Total Stocks				\$181,907.07		\$172,043.67		\$9,863.40	\$3,305.55	1.8%
Total Cash Account				\$181,907.07		\$172,043.67		\$9,863.40	\$3,305.55	1.8%

Account Activity

Trade Date	Settle Date	Acct Type	Transaction/ Cash Activity*	Description	Symbol/ CUSIP	Quantity	Price	Amount	Balance
Opening Balance 12/06/13	12/06/13	Cash	Div/Int - Income	ISHARES TIPS BOND ETF Payable 12/06/2013 Ordinary Dividends 6.93	TIP	-	\$ 0.00	\$ 6.93	\$ 0.00 6.93
12/06/13	12/06/13	Cash	Div/Int - Income	ISHARES 1-3 YR TREASURY BND ETF Payable 12/06/2013 Ordinary Dividends 3.51	SHY	-	0.00	3.51	10.44
12/06/13	12/06/13	Cash	Div/Int - Income	ISHARES JPM USD EMRG MKT BND ETF Payable 12/06/2013 Ordinary Dividends 6.08	EMB	-	0.00	6.08	16.52
12/06/13	12/06/13	Cash	Div/Int - Income	ISHARES MBS ETF Payable 12/06/2013 Ordinary Dividends 20.86	MBB	-	0.00	20.86	37.38

Statement for Account # 201-131047
12/01/13 - 12/31/13

Account Activity

Trade Date	Settle Date	Acct Type	Transaction/ Cash Activity*	Description	Symbol/ CUSIP	Quantity	Price	Amount	Balance
12/06/13	12/06/13	Cash	Div/Int - Income	ISHARES INTERMDT GOVT/CREDIT BND ETF	GVI	-	0.00	53.89	91.27
				Payable 12/06/2013 Ordinary Dividends 53.89					
12/06/13	12/06/13	Cash	Div/Int - Income	VANGUARD LONG TERM BOND FUND	BLV	-	0.00	13.06	104.33
				Payable 12/06/2013 Ordinary Dividends 13.06					
12/06/13	12/06/13	Cash	Journal - Other	PURCHASE FDIC INSURED DEPOSIT ACCOUNT	-	-	0.00	(104.33)	0.00
12/10/13	12/10/13	Cash	Div/Int - Income	SPDR BARCLAYS HIGH YIELD BOND ETF	JNK	-	0.00	17.32	17.32
				Payable 12/10/2013 Ordinary Dividends 17.32					
12/10/13	12/10/13	Cash	Div/Int - Income	SPDR BARCLAYS INTERN TREASURY BD ET	BWX	-	0.00	12.27	29.59
				Payable 12/10/2013 Ordinary Dividends 12.27					
12/10/13	12/10/13	Cash	Journal - Other	PURCHASE FDIC INSURED DEPOSIT ACCOUNT	-	-	0.00	(29.59)	0.00
12/27/13	12/27/13	Cash	Div/Int - Income	VANGUARD GLOBAL EX-US REAL ESTATE ETF	VNQI	-	0.00	100.86	100.86
				Payable 12/27/2013 Ordinary Dividends 100.86					
12/27/13	12/27/13	Cash	Div/Int - Income	VANGUARD EMERGING MARKETS ETF	VWO	-	0.00	47.95	148.81
				Payable 12/27/2013 Ordinary Dividends 47.95					
12/27/13	12/27/13	Cash	Journal - Other	PURCHASE FDIC INSURED DEPOSIT ACCOUNT	-	-	0.00	(148.81)	0.00
12/30/13	12/30/13	Cash	Div/Int - Income	ISHARES MSCI LEAFE ETF	EFA	-	0.00	94.89	94.89
				Payable 12/30/2013 Ordinary Dividends 94.89					

Statement for Account # 201-131047
12/01/13 - 12/31/13

Account Activity

Trade Date	Settle Date	Acct Type	Transaction/ Cash Activity*	Description	Symbol/ CUSIP	Quantity	Price	Amount	Balance
12/30/13	12/30/13	Cash	Div/Int - Income	ISHARES RUSSELL MIDCAP GROWTH ETF Payable 12/30/2013 Ordinary Dividends 15 04	IWP	-	0 00	15 04	109 93
12/30/13	12/30/13	Cash	Div/Int - Income	ISHARES RUSSELL 2000 GROWTH ETF Payable 12/30/2013 Ordinary Dividends 4 65	IWO	-	0 00	4 65	114 58
12/30/13	12/30/13	Cash	Div/Int - Income	ISHARES RUSSELL 2000 VALUE ETF Payable 12/30/2013 Ordinary Dividends 12 74	IWN	-	0 00	12 74	127 32
12/30/13	12/30/13	Cash	Div/Int - Income	ISHARES MSCI EAFE SMALL-CAP ETF Payable 12/30/2013 Ordinary Dividends 24.83	SCZ	-	0 00	24 83	152 15
12/30/13	12/30/13	Cash	Journal - Other	PURCHASE FDIC INSURED DEPOSIT ACCOUNT	-	-	0 00	(152 15)	0 00
12/31/13	12/31/13	Cash	Div/Int - Income	VANGUARD LONGTERM BOND FUND Payable 12/31/2013 Ordinary Dividends 13 46	BLV	-	0 00	13 46	13 46
12/31/13	12/31/13	Cash	Div/Int - Income	VANGUARD CRSP US MID CAP VALUE INDE ETF Payable 12/31/2013 Ordinary Dividends 92 79	VOE	-	0 00	92 79	106 25
12/31/13	12/31/13	Cash	Div/Int - Income	VANGUARD REIT ETF INDEX Payable 12/31/2013 Ordinary Dividends 25 20	VNQ	-	0 00	25 20	131 45
12/31/13	12/31/13	Cash	Div/Int - Income	VANGUARD CRSP US LARGE CAP GROW IND ETF Payable 12/31/2013 Ordinary Dividends 83 97	VUG	-	0 00	83 97	215 42

Statement for Account # 201-131047
12/01/13 - 12/31/13

Account Activity

Trade Date	Settle Date	Acct Type	Transaction/ Cash Activity*	Description	Symbol/ CUSIP	Quantity	Price	Amount	Balance
12/31/13	12/31/13	Cash	Div/Int - Income	VANGUARD CRSP US LARGE CAP VALUE IND ET	VTV	-	0.00	140.22	355.64
12/31/13	12/31/13	Cash	Journal - Other	Payable 12/31/2013 Ordinary Dividends 140.22 PURCHASE FDIC INSURED DEPOSIT ACCOUNT	-	-	0.00	(355.64)	0.00
Closing Balance									\$ 0.00

*For Cash Activity totals, refer to the Cash Activity Summary on page one of your statement

Insured Deposit Account Interest Credited

Begin Date	Balance	Number of Days	Interest Rate	Interest Accrued	MTD Accrued	MTD PAID
12/01/13	\$ 2,141.48	5	0.0500	\$ 0.01	\$ 0.01	\$ -
12/06/13	2,245.81	4	0.0500	0.02	0.03	-
12/10/13	2,275.40	17	0.0500	0.05	0.08	-
12/27/13	2,424.21	3	0.0500	0.01	0.09	-
12/30/13	2,576.36	1	0.0500	-	0.09	-
12/31/13	2,932.00	1	0.0500	0.01	0.10	0.10
Total Interest Income						\$0.10

Statement for Account # 201-131047
12/01/13 - 12/31/13

Insured Deposit Account Activity

Date Cleared	Check Number	Date Written	Transaction	Description	Tracking Code	Expense Code	Amount	Balance
Opening Balance								\$2,141.48
12/06/13	-	12/06/13	Received	FDIC INSURED DEPOSIT ACCOUNT IDA08 NOT COVERED BY SIPC PURCHASE FDIC INSURED DEPOSIT ACCOUNT	-	-	\$ 104.33	2,245.81
12/10/13	-	12/10/13	Received	FDIC INSURED DEPOSIT ACCOUNT IDA08 NOT COVERED BY SIPC PURCHASE FDIC INSURED DEPOSIT ACCOUNT	-	-	29.59	2,275.40
12/27/13	-	12/27/13	Received	FDIC INSURED DEPOSIT ACCOUNT IDA08 NOT COVERED BY SIPC PURCHASE FDIC INSURED DEPOSIT ACCOUNT	-	-	148.81	2,424.21
12/30/13	-	12/30/13	Received	FDIC INSURED DEPOSIT ACCOUNT IDA08 NOT COVERED BY SIPC PURCHASE FDIC INSURED DEPOSIT ACCOUNT	-	-	152.15	2,576.36
12/31/13	-	12/31/13	Received	FDIC INSURED DEPOSIT ACCOUNT IDA08 NOT COVERED BY SIPC PURCHASE FDIC INSURED DEPOSIT ACCOUNT	-	-	355.64	2,932.00
12/31/13	-	12/31/13	Received	Interest Insured Deposit Account	-	-	0.10	2,932.10
Closing Balance								\$2,932.10
TD Bank NA							\$2,932.10	

FDIC Insured Deposit Account (IDA) balances reflected in your brokerage account are FDIC-insured up to applicable limits and held by TD Bank, N.A., or TD Bank USA, N.A., or both. The IDA balances are not covered by the Securities Investor Protection Corporation (SIPC) protection applicable to your brokerage account.

Important Information

If there have been any changes in your financial situation, investment objectives or if you wish to impose or modify any reasonable restrictions on your account; please contact an Ameriinvest representative at 888-310-7921. Thank you for your continued business.

The most recent statement of financial condition for TD Ameritrade Clearing, Inc. may be obtained at no cost, via the Internet at <https://www.tdameritrade.com/financial-statement> or before 12/27/2013, or by contacting TD Ameritrade Clearing, Inc. at 1-800-237-8692. As of 9/30/2013, TD Ameritrade Clearing, Inc. had net capital and a net capital requirement of \$1.3 billion and \$222.6 million, respectively. A copy of the report and comments is currently available for customers' inspection at the principal office of the commission in Washington DC and the Denver, CO office of the Commission.

Annual Margin Disclosure

Securities purchased on margin are the firm's collateral for the loan to you. If the securities in your account decline in value, so does the value of the collateral supporting your loan. As a result, the firm can take action, such as issuing a margin call and/or selling securities or other assets in any of your accounts held with TD Ameritrade, in order to maintain the required equity in the account.

Statement for Account # 201-131047

12/01/13 - 12/31/13

Important Information

It is important that you fully understand the risks involved in trading securities on margin. These risks include the following: You can lose more funds than you deposit in the margin account. The firm can force the sale of securities or other assets in your account(s). The firm can sell your securities or other assets without contacting you. You are not entitled to choose which securities or other assets in your account(s) are liquidated or sold to meet a margin call. The firm can increase its "house" maintenance requirements at any time and is not required to provide you advance written notice. You are not entitled to an extension of time on a margin call.

Anti-Money Laundering Requirements

The USA PATRIOT Act is designed to detect, deter, and punish terrorists and/or terrorist groups in the United States and abroad. The Act requires U.S. financial institutions and brokerage firms to implement comprehensive anti-money laundering programs.

What is money laundering?

Money laundering is the process of disguising illegally obtained funds so that they appear to come from legitimate sources or activities. Money laundering occurs in connection with a wide variety of crimes, including (but not limited to) illegal arms sales, drug trafficking, fraud, terrorism, embezzlement, and political corruption.

How big is the problem, and why is it important?

According to the U.S. Department of State, one recent estimate puts the amount of worldwide money laundering activity at roughly \$1 trillion per year. The use of the U.S. financial system by criminals to facilitate terrorism or other crimes could taint our financial markets.

What is ID Ameritrade required to do?

As required by the USA PATRIOT Act, our anti-money laundering program designates a special Compliance Officer to ensure compliance with applicable laws, maintains policies and procedures to detect and report suspicious transactions, performs employee training, and conducts independent audits. Federal law also requires all financial institutions to obtain, verify, and record information that identifies each person who opens an account. As part of this requirement, we may ask you to provide various identification documents or other information. Until you provide the information or documents required, we may not be able to open an account or process transactions for you.

We thank you for your patience and look forward to your support in our efforts to deny terrorist groups access to America's financial system.



Ameritrade

PO Box 2577

Omaha NE 68103-2577

Please do not send deposits or correspondence to this address

KELLY R PERDUE TR FBO
BERNEICE U LYNN FOUNDATION
UA AUG 21, 1989
3670 VALLEY ST
CARLSBAD, CA 92008-2639



Statement Reporting Period:
12/01/13 - 12/31/13


800-669-3900
TD AMERITRADE
DIVISION OF TD AMERITRADE INC
PO BOX 2209
OMAHA, NE 68103-2209
TD Ameritrade Clearing, Inc., Member SIPC

Statement for Account # 863-473307

KELLY R PERDUE TR FBO
BERNEICE U LYNN FOUNDATION
UA AUG 21, 1989
3670 VALLEY ST
CARLSBAD, CA 92008-2639

Announcements:
TD AMERITRADE WAS NAMED BEST BROKER
FOR ETFS IN KIPLINGER'S PERSONAL
FINANCE, DECEMBER 2013 EDITION,
"THE BEST ISSUE " LOG IN AND GO TO
RESEARCH AND IDEAS, THEN ETFS, TO
SEE OUR RANGE OF ETF RESOURCES

Portfolio Summary							
Investment	Current Value	Prior Value	Period Change	% Change	Estimated Income	Estimated Yield	Portfolio Allocation
Cash	\$ -	(\$29.99)	\$29.99	-	\$ -	-	
Insrdep Acct	17,471.76	10,853.41	6,618.35	61.0%	-	0.01%	
Money Market	-	-	-	-	-	-	
Short Balance	-	-	-	-	-	-	
Stocks	-	-	-	-	-	-	
Short Stocks	-	-	-	-	-	-	
Fixed Income	-	-	-	-	-	-	
Options	-	-	-	-	-	-	
Short Options	-	-	-	-	-	-	
Mutual Funds	-	-	-	-	-	-	
Other	-	-	-	-	-	-	
Total	\$17,471.76	\$10,823.42	\$6,648.34	61.4%	\$ 0.00	0.0%	Insrdep Acct 100.0%



Cash Activity Summary				Income & Expense Summary				Performance Summary			
	Current	YTD	Non Reportable		Reportable	Non Reportable	YTD		Reportable	Non Reportable	YTD
Opening Balance	(\$29.99)	\$ -	-	Income	-	-	-	Cost Basis As Of - 12/31/13	-	-	\$ -
Securities Purchased	-	-	\$ -	Dividends	-	-	-	Unrealized Gains	-	-	-
Securities Sold	-	20,669.54	-	Interest	-	-	0.03	Unrealized Losses	-	-	-
Funds Deposited	11,915.00	130,279.63	-	Other	-	-	-	Funds Deposited/(Disbursed) ^{YTD}	-	-	(180,985.23)
Funds Disbursed	(5,266.77)	(311,264.86)	-	Expense	-	-	-	Income/(Expense) ^{YTD}	-	-	0.03
Income	-	0.03	-	Interest	-	-	-	Securities Received/(Delivered) ^{YTD}	-	-	0.00
Expense	-	-	-	Fees	-	-	-				
Other	(6,618.24)	160,315.66	-	Other	-	-	-				
Closing Balance	\$ 0.00	\$ 0.00	\$ 0.00	Net	\$ 0.00	\$ 0.00	\$ 0.03				

Statement for Account # 863-473307
12/01/13 - 12/31/13

Online Cash Services Summary

Description	Current	Year To Date
CREDITS		
Checks Deposited	\$ 11,915 00	\$ 130,279 63
Subtotal	11,915 00	130,279 63
DEBITS		
ATM/Debit Transactions	\$ -	\$ (86 46)
Bill Pay	(2,705 76)	(44,601 42)
Checks Paid	(2,561 01)	(101,576 98)
Electronic Transfer	-	(165,000 00)
Subtotal	(5,266 77)	(311,264 86)
TOTAL	6,648.23	(180,985 23)

Income Summary Detail*

Description	Current	Year to Date
Interest Income Credit Balance	\$ 0 00	\$ 0 03
IDA Interest	0 11	4 91

*This section displays current and year to date taxation values for this account. The current totals may not equate to the total payments listed on this statement as corrections to tax reporting may also be included. These corrections can include changes made to previous payments and removal of payments reportable in a previous tax year (spillover dividends). The year to date totals will accurately reflect your cumulative amount for the year.

Online Cash Services Transaction Detail

Category	Transaction Date	Description	Amount
CREDITS			
Checks Deposited	12/16/2013	RDC 1922211 OFFICIAL CHK	\$ 3,275 00
	12/16/2013	RDC 3971 GOLDEN STATE PRACTICE MANAGEMEN	1,200 00
	12/16/2013	RDC 4563 FOCUS RX INC	1,500 00
	12/16/2013	RDC 4590 FOCUS RX INC	1,500 00
	12/16/2013	RDC 6661 DAMODARA RAJASEKHAR MD	1,440 00
	12/16/2013	RDC 91005193 BANK DRAFT	3,000 00
Subtotal			11,915 00
DEBITS			
Bill Pay	12/16/2013	Billpay 4BV96100 PALOMAR PACIFIC / PERDUE	\$ (950 00)
	12/16/2013	Billpay 5BL9GR3G ALLIANCE MEMBER SERVICES	(626 80)
	12/16/2013	Billpay 9B697R3G DANIEL RAZO	(350 00)
	12/19/2013	Billpay EBV9GR3G VERIZON COMMUNICATIONS	(227 20)

Statement for Account # 863-473307
12/01/13 - 12/31/13

Online Cash Services Transaction Detail

Category	Transaction Date	Description	Amount
DEBITS			
	12/20/2013	Billpay 6BW9GR3G SOUTHERN CALIFORNIA EDISON	\$ (174.73)
	12/20/2013	Billpay QBW9GR3G SOUTHERN CALIFORNIA EDISON	(27.03)
	12/24/2013	Billpay 7B89ER1H DANIEL RAZO	(350.00)
Checks Paid	12/04/2013	TD BANK USA CHECKING Check # 1061	(2,561.01)
Subtotal			(5,266.77)
TOTAL			6,648.23

Account Activity

Trade Date	Settle Date	Acct Type	Transaction/ Cash Activity*	Description	Symbol/ CUSIP	Quantity	Price	Amount	Balance
12/02/13	12/02/13	Cash	Journal - Other	REDEMPTION FDIC INSURED DEPOSIT ACCOUNT	-	-	\$ 0.00	\$ 29.99	(\$29.99) 0.00
12/04/13	12/04/13	Cash	Ck# - Funds Disbursed	TD BANK USA CHECKING Check # 1061	-	-	0.00	(2,561.01)	(2,561.01)
12/05/13	12/05/13	Cash	Journal - Other	REDEMPTION FDIC INSURED DEPOSIT ACCOUNT	-	-	0.00	2,561.01	0.00
12/16/13	12/16/13	Cash	Cash Rec'd - Funds Deposited	CASH RECEIPT RDC 6661 DAMODARA RAJASEKHAR MD	-	-	0.00	1,440.00	1,440.00
12/16/13	12/16/13	Cash	Cash Rec'd - Funds Deposited	CASH RECEIPT RDC 3971 GOLDEN STATE PRACTICE MANAGEMENT	-	-	0.00	1,200.00	2,640.00
12/16/13	12/16/13	Cash	Cash Rec'd - Funds Deposited	CASH RECEIPT RDC 1922211 OFFICIAL CHK	-	-	0.00	3,275.00	5,915.00
12/16/13	12/16/13	Cash	Cash Rec'd - Funds Deposited	CASH RECEIPT RDC 4563 FOCUS RX INC	-	-	0.00	1,500.00	7,415.00
12/16/13	12/16/13	Cash	Cash Rec'd - Funds Deposited	CASH RECEIPT RDC 4590 FOCUS RX INC	-	-	0.00	1,500.00	8,915.00
12/16/13	12/16/13	Cash	Cash Rec'd - Funds Deposited	CASH RECEIPT RDC 91005193 BANK DRAFT	-	-	0.00	3,000.00	11,915.00
12/16/13	12/16/13	Cash	Ck# - Funds Disbursed	Billpay 5BL9GR3G ALLIANCE MEMBER SERVICES	-	-	0.00	(626.80)	11,288.20
12/16/13	12/16/13	Cash	Ck# - Funds Disbursed	Billpay 4BV96100 PALOMAR PACIFIC / PERDUE	-	-	0.00	(950.00)	10,338.20

Statement for Account # 863-473307
12/01/13 - 12/31/13

Account Activity

Trade Date	Settle Date	Acct Type	Transaction/ Cash Activity*	Description	Symbol/ CUSIP	Quantity	Price	Amount	Balance
12/16/13	12/16/13	Cash	Ck# - Funds Disbursed	Billpay 9B697R3G DANIEL RAZO	-	-	0.00	(350.00)	9,988.20
12/17/13	12/17/13	Cash	Journal - Other	PURCHASE FDIC INSURED DEPOSIT ACCOUNT	-	-	0.00	(9,988.20)	0.00
12/19/13	12/19/13	Cash	Ck# - Funds Disbursed	Billpay EBV9GR3G VERIZON COMMUNICATIONS	-	-	0.00	(227.20)	(227.20)
12/20/13	12/20/13	Cash	Journal - Other	REDEMPTION FDIC INSURED DEPOSIT ACCOUNT	-	-	0.00	227.20	0.00
12/20/13	12/20/13	Cash	Ck# - Funds Disbursed	Billpay QBW9GR3G SOUTHERN CALIFORNIA EDISON	-	-	0.00	(27.03)	(27.03)
12/20/13	12/20/13	Cash	Ck# - Funds Disbursed	Billpay 6BW9GR3G SOUTHERN CALIFORNIA EDISON	-	-	0.00	(174.73)	(201.76)
12/23/13	12/23/13	Cash	Journal - Other	REDEMPTION FDIC INSURED DEPOSIT ACCOUNT	-	-	0.00	201.76	0.00
12/24/13	12/24/13	Cash	Ck# - Funds Disbursed	Billpay 7B89ER1H DANIEL RAZO	-	-	0.00	(350.00)	(350.00)
12/26/13	12/26/13	Cash	Journal - Other	REDEMPTION FDIC INSURED DEPOSIT ACCOUNT	-	-	0.00	350.00	0.00

Closing Balance

\$ 0.00

*For Cash Activity totals, refer to the Cash Activity Summary on page one of your statement

Insured Deposit Account Interest Credited

Begin Date	Balance	Number of Days	Interest Rate	Interest Accrued	MTD Accrued	MTD PAID
12/01/13	\$ 10,823.41	1	0.0100	\$ -	\$ -	\$ -
12/02/13	10,823.42	2	0.0100	0.01	0.01	-
12/04/13	8,262.41	13	0.0100	0.03	0.04	-
12/17/13	18,250.61	2	0.0100	0.01	0.05	-
12/19/13	18,023.41	1	0.0100	-	0.05	-
12/20/13	17,821.65	4	0.0100	0.02	0.07	-
12/24/13	17,471.65	8	0.0100	0.04	0.11	0.11
Total Interest Income						\$0.11

Statement for Account # 863-473307
12/01/13 - 12/31/13

Insured Deposit Account Activity

Date Cleared	Check Number	Date Written	Transaction	Description	Tracking Code	Expense Code	Amount	Balance
Opening Balance								\$10,853.41
12/02/13	-	12/02/13	Delivered	FDIC INSURED DEPOSIT ACCOUNT IDA10 NOT COVERED BY SIPC REDEMPTION FDIC INSURED DEPOSIT ACCOUNT	-	-	\$ (29.99)	10,823.42
12/05/13	-	12/05/13	Delivered	FDIC INSURED DEPOSIT ACCOUNT IDA10 NOT COVERED BY SIPC REDEMPTION FDIC INSURED DEPOSIT ACCOUNT	-	-	(2,561.01)	8,262.41
12/17/13	-	12/17/13	Received	FDIC INSURED DEPOSIT ACCOUNT IDA10 NOT COVERED BY SIPC PURCHASE FDIC INSURED DEPOSIT ACCOUNT	-	-	9,988.20	18,250.61
12/20/13	-	12/20/13	Delivered	FDIC INSURED DEPOSIT ACCOUNT IDA10 NOT COVERED BY SIPC REDEMPTION FDIC INSURED DEPOSIT ACCOUNT	-	-	(227.20)	18,023.41
12/23/13	-	12/23/13	Delivered	FDIC INSURED DEPOSIT ACCOUNT IDA10 NOT COVERED BY SIPC REDEMPTION FDIC INSURED DEPOSIT ACCOUNT	-	-	(201.76)	17,821.65
12/26/13	-	12/26/13	Delivered	FDIC INSURED DEPOSIT ACCOUNT IDA10 NOT COVERED BY SIPC REDEMPTION FDIC INSURED DEPOSIT ACCOUNT	-	-	(350.00)	17,471.65
12/31/13	-	12/31/13	Received	Interest Insured Deposit Account	-	-	0.11	17,471.76
Closing Balance								\$17,471.76
TD Bank NA							\$17,471.76	

Closing Balance

TD Bank NA

FDIC Insured Deposit Account (IDA) balances reflected in your brokerage account are FDIC-insured up to applicable limits and held by TD Bank, N.A., or TD Bank USA, N.A., or both. The IDA balances are not covered by the Securities Investor Protection Corporation (SIPC) protection applicable to your brokerage account.

Important Information

The most recent statement of financial condition for TD Ameritrade Clearing, Inc. may be obtained at no cost, via the Internet at <https://www.tdameritrade.com/financial-statement> or before 12/27/2013, or by contacting TD Ameritrade Clearing, Inc. at 1-800-237-8692. As of 9/30/2013, TD Ameritrade Clearing, Inc. had net capital and a net capital requirement of \$1.3 billion and \$222.6 million, respectively. A copy of the report and comments is currently available for customers' inspection at the principal office of the commission in Washington DC and the Denver, CO office of the Commission.

Statement for Account # 863-473307

12/01/13 - 12/31/13

Important Information

Annual Margin Disclosure

Securities purchased on margin are the firm's collateral for the loan to you. If the securities in your account decline in value, so does the value of the collateral supporting your loan. As a result, the firm can take action, such as issuing a margin call and/or selling securities or other assets in any of your accounts held with TD Ameritrade, in order to maintain the required equity in the account.

It is important that you fully understand the risks involved in trading securities on margin. These risks include the following: You can lose more funds than you deposit in the margin account. The firm can force the sale of securities or other assets in your account(s). The firm can sell your securities or other assets without contacting you. You are not entitled to choose which securities or other assets in your account(s) are liquidated or sold to meet a margin call. The firm can increase its "house" maintenance requirements at any time and is not required to provide you advance written notice. You are not entitled to an extension of time on a margin call.

Anti-Money Laundering Requirements

The USA PATRIOT Act is designed to detect, deter, and punish terrorists and/or terrorist groups in the United States and abroad. The Act requires U.S. financial institutions and brokerage firms to implement comprehensive anti-money laundering programs.

What is money laundering?

Money laundering is the process of disguising illegally obtained funds so that they appear to come from legitimate sources or activities. Money laundering occurs in connection with a wide variety of crimes, including (but not limited to) illegal arms sales, drug trafficking, fraud, terrorism, embezzlement, and political corruption.

How big is the problem and why is it important?

According to the U.S. Department of State, one recent estimate puts the amount of worldwide money laundering activity at roughly \$1 trillion per year. The use of the U.S. financial system by criminals to facilitate terrorism or other crimes could taint our financial markets.

What is TD Ameritrade required to do?

As required by the USA PATRIOT Act, our anti-money laundering program designates a special Compliance Officer to ensure compliance with applicable laws, maintains policies and procedures to detect and report suspicious transactions, performs employee training, and conducts independent audits. Federal law also requires all financial institutions to obtain, verify, and record information that identifies each person who opens an account. As part of this requirement, we may ask you to provide various identification documents or other information. Until you provide the information or documents required, we may not be able to open an account or process transactions for you.

We thank you for your patience and look forward to your support in our efforts to deny terrorist groups access to America's financial system.