



See a Social Security Number? Say Something!
Report Privacy Problems to <https://public.resource.org/privacy>
Or call the IRS Identity Theft Hotline at 1-800-908-4490



Schedule B(Form 990, 990-EZ,
or 990-PF)
Department of the Treasury
Internal Revenue Service**Schedule of Contributors**

OMB No 1545-0047

2013

▶ Attach to Form 990, Form 990-EZ, or Form 990-PF.

▶ Information about Schedule B (Form 990, 990-EZ, or 990-PF) and its instructions is at www.irs.gov/form990.

Name of the organization

LISA & MICHAEL LEFFELL FOUNDATION

Employer identification number

31-6633021

Organization type (Check one)

Filers of:

Section:

Form 990 or 990-EZ

☐ 501(c)() (enter number) organization☐ 4947(a)(1) nonexempt charitable trust not treated as a private foundation☐ 527 political organization

Form 990-PF

☒ 501(c)(3) exempt private foundation☐ 4947(a)(1) nonexempt charitable trust treated as a private foundation☐ 501(c)(3) taxable private foundationCheck if your organization is covered by the **General Rule** or a **Special Rule**.**Note.** Only a section 501(c)(7), (8), or (10) organization can check boxes for both the General Rule and a Special Rule. See instructions.**General Rule**

- ☒
- For an organization filing Form 990, 990-EZ, or 990-PF that received, during the year, \$5,000 or more (in money or property) from any one contributor. Complete Parts I and II.

Special Rules

- ☐
- For a section 501(c)(3) organization filing Form 990 or 990-EZ that met the 33 1/3%-support-test-of-the-regulations under sections 509(a)(1) and 170(b)(1)(A)(vi) and received from any one contributor, during the year, a contribution of the greater of (1) \$5,000 or (2) 2% of the amount on (i) Form 990, Part VIII, line 1h, or (ii) Form 990-EZ, line 1, Complete Parts I and II.

- ☐
- For a section 501(c)(7), (8), or (10) organization filing Form 990 or 990-EZ that received from any one contributor, during the year, total contributions of more than \$1,000 for use
- exclusively*
- for religious, charitable, scientific, literary, or educational purposes, or the prevention of cruelty to children or animals. Complete Parts I, II, and III.

- ☐
- For a section 501(c)(7), (8), or (10) organization filing Form 990 or 990-EZ that received from any one contributor, during the year, contributions for use
- exclusively*
- for religious, charitable, etc., purposes, but these contributions did not total to more than \$1,000. If this box is checked, enter here the total contributions that were received during the year for an
- exclusively*
- religious, charitable, etc., purpose. Do not complete any of the parts unless the
- General Rule**
- applies to this organization because it received
- nonexclusively*
- religious, charitable, etc., contributions of \$5,000 or more during the year ▶ \$

Caution. An organization that is not covered by the General Rule and/or the Special Rules does not file Schedule B (Form 990, 990-EZ, or 990-PF), but it **must** answer "No" on Part IV, line 2, of its Form 990; or check the box on line H of its Form 990-EZ or on its Form 990-PF, Part I, line 2, to certify that it does not meet the filing requirements of Schedule B (Form 990, 990-EZ, or 990-PF).

For Paperwork Reduction Act Notice, see the Instructions for Form 990, 990-EZ, or 990-PF.

Schedule B (Form 990, 990-EZ, or 990-PF) (2013)

JSA

3E1251 1 000

2497AN 2532

Name of organization LISA & MICHAEL LEFFELL FOUNDATION

Employer identification number
31-6633021**Part I** Contributors (see instructions). Use duplicate copies of Part I if additional space is needed.

(a) No.	(b) Name, address, and ZIP + 4	(c) Total contributions	(d) Type of contribution
1	MICHAEL J. LEFFELL 35 SHELDRAKE ROAD SCARSDALE, NY 10583	\$ 273,662.	Person <input type="checkbox"/> Payroll <input type="checkbox"/> Noncash <input checked="" type="checkbox"/> (Complete Part II for noncash contributions.)
		\$	Person <input type="checkbox"/> Payroll <input type="checkbox"/> Noncash <input type="checkbox"/> (Complete Part II for noncash contributions.)
		\$	Person <input type="checkbox"/> Payroll <input type="checkbox"/> Noncash <input type="checkbox"/> (Complete Part II for noncash contributions.)
		\$	Person <input type="checkbox"/> Payroll <input type="checkbox"/> Noncash <input type="checkbox"/> (Complete Part II for noncash contributions.)
		\$	Person <input type="checkbox"/> Payroll <input type="checkbox"/> Noncash <input type="checkbox"/> (Complete Part II for noncash contributions.)
		\$	Person <input type="checkbox"/> Payroll <input type="checkbox"/> Noncash <input type="checkbox"/> (Complete Part II for noncash contributions.)
		\$	Person <input type="checkbox"/> Payroll <input type="checkbox"/> Noncash <input type="checkbox"/> (Complete Part II for noncash contributions.)
		\$	Person <input type="checkbox"/> Payroll <input type="checkbox"/> Noncash <input type="checkbox"/> (Complete Part II for noncash contributions.)

Name of organization LISA & MICHAEL LEFFELL FOUNDATION

Employer identification number
31-6633021**Part II** Noncash Property (see instructions). Use duplicate copies of Part II if additional space is needed.

(a) No. from Part I	(b) Description of noncash property given	(c) FMV (or estimate) (see instructions)	(d) Date received
---	----- ----- -----	\$-----	-----
(a) No. from Part I	(b) Description of noncash property given	(c) FMV (or estimate) (see instructions)	(d) Date received
---	----- ----- -----	\$-----	-----
(a) No. from Part I	(b) Description of noncash property given	(c) FMV (or estimate) (see instructions)	(d) Date received
---	----- ----- -----	\$-----	-----
(a) No. from Part I	(b) Description of noncash property given	(c) FMV (or estimate) (see instructions)	(d) Date received
---	----- ----- -----	\$-----	-----
(a) No. from Part I	(b) Description of noncash property given	(c) FMV (or estimate) (see instructions)	(d) Date received
---	----- ----- -----	\$-----	-----
(a) No. from Part I	(b) Description of noncash property given	(c) FMV (or estimate) (see instructions)	(d) Date received
---	----- ----- -----	\$-----	-----
(a) No. from Part I	(b) Description of noncash property given	(c) FMV (or estimate) (see instructions)	(d) Date received
---	----- ----- -----	\$-----	-----

Name of organization LISA & MICHAEL LEFFELL FOUNDATION

Employer identification number
31-6633021**Part III** Exclusively religious, charitable, etc., individual contributions to section 501(c)(7), (8), or (10) organizations that total more than \$1,000 for the year. Complete columns (a) through (e) and the following line entry.

For organizations completing Part III, enter the total of exclusively religious, charitable, etc., contributions of \$1,000 or less for the year. (Enter this information once. See instructions.) ▶ \$ _____

Use duplicate copies of Part III if additional space is needed.

(a) No. from Part I	(b) Purpose of gift	(c) Use of gift	(d) Description of how gift is held
---	----- ----- -----	----- ----- -----	----- ----- -----
(e) Transfer of gift			
Transferee's name, address, and ZIP + 4		Relationship of transferor to transferee	
----- ----- -----		----- ----- -----	
(a) No. from Part I	(b) Purpose of gift	(c) Use of gift	(d) Description of how gift is held
---	----- ----- -----	----- ----- -----	----- ----- -----
(e) Transfer of gift			
Transferee's name, address, and ZIP + 4		Relationship of transferor to transferee	
----- ----- -----		----- ----- -----	
(a) No. from Part I	(b) Purpose of gift	(c) Use of gift	(d) Description of how gift is held
---	----- ----- -----	----- ----- -----	----- ----- -----
(e) Transfer of gift			
Transferee's name, address, and ZIP + 4		Relationship of transferor to transferee	
----- ----- -----		----- ----- -----	
(a) No. from Part I	(b) Purpose of gift	(c) Use of gift	(d) Description of how gift is held
---	----- ----- -----	----- ----- -----	----- ----- -----
(e) Transfer of gift			
Transferee's name, address, and ZIP + 4		Relationship of transferor to transferee	
----- ----- -----		----- ----- -----	

CISFPKB926

0425876270

Dec. 18, 2014 LTR 2697C 0 R
31-6633021 201312 44

00031602


LISA AND MICHAEL LEFFELL FOUNDATION
600 MADISON AVE 20TH FLR
NEW YORK NY 10022




DECLARATION


005511

Under penalties of perjury, I declare that I have examined the return identified in this letter, including any accompanying schedules and statements, and to the best of my knowledge and belief, it is true, correct and complete. I understand that this declaration will become a permanent part of that return.



Signature of Officer or Trustee


Date


Title

04B.000