



See a Social Security Number? Say Something!  
Report Privacy Problems to <https://public.resource.org/privacy>  
Or call the IRS Identity Theft Hotline at 1-800-908-4490



Form **990-PF**

**Return of Private Foundation**

or Section 4947(a)(1) Trust Treated as Private Foundation

Do not enter Social Security numbers on this form as it may be made public

Information about Form 990-PF and its separate instructions is at [www.irs.gov/form990pf](http://www.irs.gov/form990pf)

OMB No 1545-0052

**2013**

Open to Public Inspection

For calendar year **2013** or tax year beginning **2013**, and ending **20**

Name of foundation  
**HAGAR RES CHARITABLE TRUST**

Number and street (or P O box number if mail is not delivered to street address) Room/suite  
**PO BOX 1558 DEPT EA4E86**

City or town, state or province, country, and ZIP or foreign postal code  
**COLUMBUS, OH 43216**

**A** Employer identification number  
**31-6206958**

**B** Telephone number (see instructions)  
**740-588-6470**

**C** If exemption application is pending, check here

**D** 1 Foreign organizations, check here   
2 Foreign organizations meeting the 85% test, check here and attach computation

**E** If private foundation status was terminated under section 507(b)(1)(A), check here

**F** If the foundation is in a 60-month termination under section 507(b)(1)(B), check here

**G** Check all that apply:  
 Initial return  Initial return of a former public charity  
 Final return  Amended return  
 Address change  Name change

**H** Check type of organization:  Section 501(c)(3) exempt private foundation  
 Section 4947(a)(1) nonexempt charitable trust  Other taxable private foundation

**I** Fair market value of all assets at end of year (from Part II, col. (c), line 16) **\$ 3,663,501.**

**J** Accounting method:  Cash  Accrual  
 Other (specify) \_\_\_\_\_  
*(Part I, column (d) must be on cash basis)*

<b>Part I Analysis of Revenue and Expenses</b> (The total of amounts in columns (b), (c), and (d) may not necessarily equal the amounts in column (a) (see instructions))		(a) Revenue and expenses per books	(b) Net investment income	(c) Adjusted net income	(d) Disbursements for charitable purposes (cash basis only)
<b>Revenue</b>	1 Contributions, gifts, grants, etc., received (attach schedule)				
	2 Check <input type="checkbox"/> if the foundation is not required to attach Sch B				
	3 Interest on savings and temporary cash investments				
	4 Dividends and interest from securities	68,874.	68,698.		STMT 1
	5a Gross rents				
	b Net rental income or (loss)				
	6a Net gain or (loss) from sale of assets not on line 10	205,480.			
	b Gross sales price for all assets on line 6a	1,972,523.			
	7 Capital gain net income (from Part IV, line 2)		205,480.		
	8 Net short-term capital gain				
	9 Income modifications				
	10a Gross sales less returns and allowances				
b Less Cost of goods sold					
c Gross profit or (loss) (attach schedule)					
11 Other income (attach schedule)					
12 <b>Total. Add lines 1 through 11</b>	274,354.	274,178.			
<b>Operating and Administrative Expenses</b>	13 Compensation of officers, directors, trustees, etc	28,449.	14,225.		14,225.
	14 Other employee salaries and wages		NONE	NONE	
	15 Pension plans, employee benefits		NONE	NONE	
	16a Legal fees (attach schedule) STMT 4	12.	6.	NONE	6.
	b Accounting fees (attach schedule) STMT 5	550.	275.	NONE	275.
	c Other professional fees (attach schedule)				
	17 Interest				
	18 Taxes (attach schedule) (see instructions) STMT 6	65,432.	736.		200.
	19 Depreciation (attach schedule) and depletion				
	20 Occupancy				
	21 Travel, conferences, and meetings		NONE	NONE	
	22 Printing and publications		NONE	NONE	
	23 Other expenses (attach schedule)				
	24 <b>Total operating and administrative expenses</b> Add lines 13 through 23	94,443.	15,242.	NONE	14,706.
	25 Contributions, gifts, grants paid	160,767.			160,767.
26 <b>Total expenses and disbursements</b> Add lines 24 and 25	255,210.	15,242.	NONE	175,473.	
27 Subtract line 26 from line 12					
a Excess of revenue over expenses and disbursements	19,144.				
b Net investment income (if negative, enter -0-)		8,936.			
c Adjusted net income (if negative, enter -0-)					

**RECEIVED**  
 MAY 21 2014  
 OGDEN, UT

ENVELOPE POSTMARK DATE MAY 14 2014  
 SCANNED MAY 29 2014

Handwritten initials and marks: "b", "NE", "12"

Part II Balance Sheets		Attached schedules and amounts in the description column should be for end-of-year amounts only (See instructions)			
		Beginning of year (a) Book Value	End of year (b) Book Value (c) Fair Market Value		
Assets	1	Cash - non-interest-bearing . . . . .			
	2	Savings and temporary cash investments . . . . .			
	3	Accounts receivable ▶ Less allowance for doubtful accounts ▶			
	4	Pledges receivable ▶ Less allowance for doubtful accounts ▶			
	5	Grants receivable . . . . .			
	6	Receivables due from officers, directors, trustees, and other disqualified persons (attach schedule) (see instructions) . . . . .			
	7	Other notes and loans receivable (attach schedule) ▶ Less allowance for doubtful accounts ▶			NONE
	8	Inventories for sale or use . . . . .			
	9	Prepaid expenses and deferred charges . . . . .			
	10 a	Investments - U S and state government obligations (attach schedule) . . . . .			
	b	Investments - corporate stock (attach schedule) . . . . .			
	c	Investments - corporate bonds (attach schedule) . . . . .			
	11	Investments - land, buildings, and equipment basis Less accumulated depreciation (attach schedule) ▶			
	12	Investments - mortgage loans . . . . .			
	13	Investments - other (attach schedule) . . . . .	2,924,226.	2,943,370.	3,663,501.
	14	Land, buildings, and equipment basis Less accumulated depreciation (attach schedule) ▶			
15	Other assets (describe ▶) . . . . .				
16	<b>Total assets</b> (to be completed by all filers - see the instructions. Also, see page 1, item I) . . . . .	2,924,226.	2,943,370.	3,663,501.	
Liabilities	17	Accounts payable and accrued expenses . . . . .			
	18	Grants payable . . . . .			
	19	Deferred revenue . . . . .			
	20	Loans from officers, directors, trustees, and other disqualified persons . . . . .			
	21	Mortgages and other notes payable (attach schedule) . . . . .			
	22	Other liabilities (describe ▶) . . . . .			
23	<b>Total liabilities</b> (add lines 17 through 22) . . . . .			NONE	
Net Assets or Fund Balances	Foundations that follow SFAS 117, check here <input type="checkbox"/> and complete lines 24 through 26 and lines 30 and 31.				
	24	Unrestricted . . . . .			
	25	Temporarily restricted . . . . .			
	26	Permanently restricted . . . . .			
	Foundations that do not follow SFAS 117, <input checked="" type="checkbox"/> check here and complete lines 27 through 31.				
	27	Capital stock, trust principal, or current funds . . . . .	2,924,226.	2,943,370.	
	28	Paid-in or capital surplus, or land, bldg, and equipment fund . . . . .			
29	Retained earnings, accumulated income, endowment, or other funds . . . . .				
30	<b>Total net assets or fund balances</b> (see instructions) . . . . .	2,924,226.	2,943,370.		
31	<b>Total liabilities and net assets/fund balances</b> (see instructions) . . . . .	2,924,226.	2,943,370.		

Part III Analysis of Changes in Net Assets or Fund Balances		
1	Total net assets or fund balances at beginning of year - Part II, column (a), line 30 (must agree with end-of-year figure reported on prior year's return) . . . . .	1 2,924,226.
2	Enter amount from Part I, line 27a . . . . .	2 19,144.
3	Other increases not included in line 2 (itemize) ▶	3
4	Add lines 1, 2, and 3 . . . . .	4 2,943,370.
5	Decreases not included in line 2 (itemize) ▶	5
6	<b>Total net assets or fund balances at end of year</b> (line 4 minus line 5) - Part II, column (b), line 30 . . . . .	6 2,943,370.

**Part IV Capital Gains and Losses for Tax on Investment Income**

(a) List and describe the kind(s) of property sold (e.g., real estate, 2-story brick warehouse, or common stock, 200 shs MLC Co.)		(b) How acquired P - Purchase D - Donation	(c) Date acquired (mo., day, yr.)	(d) Date sold (mo., day, yr.)
<b>1a PUBLICLY TRADED SECURITIES</b>				
<b>b</b>				
<b>c</b>				
<b>d</b>				
<b>e</b>				
(e) Gross sales price	(f) Depreciation allowed (or allowable)	(g) Cost or other basis plus expense of sale	(h) Gain or (loss) (e) plus (f) minus (g)	
<b>a</b> 1,972,523.		1,767,043.	205,480.	
<b>b</b>				
<b>c</b>				
<b>d</b>				
<b>e</b>				
Complete only for assets showing gain in column (h) and owned by the foundation on 12/31/69				(i) Gains (Col (h) gain minus col (k), but not less than -0-) or Losses (from col (h))
(i) FMV as of 12/31/69	(j) Adjusted basis as of 12/31/69	(k) Excess of col. (i) over col. (j), if any		
<b>a</b>			205,480.	
<b>b</b>				
<b>c</b>				
<b>d</b>				
<b>e</b>				
<b>2</b> Capital gain net income or (net capital loss)		{ If gain, also enter in Part I, line 7 If (loss), enter -0- in Part I, line 7 }	<b>2</b>	205,480.
<b>3</b> Net short-term capital gain or (loss) as defined in sections 1222(5) and (6): If gain, also enter in Part I, line 8, column (c) (see instructions). If (loss), enter -0- in Part I, line 8		{ }	<b>3</b>	

**Part V Qualification Under Section 4940(e) for Reduced Tax on Net Investment Income**

(For optional use by domestic private foundations subject to the section 4940(a) tax on net investment income.)

If section 4940(d)(2) applies, leave this part blank.

Was the foundation liable for the section 4942 tax on the distributable amount of any year in the base period?  Yes  No  
If "Yes," the foundation does not qualify under section 4940(e). Do not complete this part

**1** Enter the appropriate amount in each column for each year; see the instructions before making any entries.

(a) Base period years Calendar year (or tax year beginning in)	(b) Adjusted qualifying distributions	(c) Net value of noncharitable-use assets	(d) Distribution ratio (col (b) divided by col (c))
2012			
2011			
2010			
2009			
2008			
<b>2</b> Total of line 1, column (d)			<b>2</b>
<b>3</b> Average distribution ratio for the 5-year base period - divide the total on line 2 by 5, or by the number of years the foundation has been in existence if less than 5 years			<b>3</b>
<b>4</b> Enter the net value of noncharitable-use assets for 2013 from Part X, line 5			<b>4</b>
<b>5</b> Multiply line 4 by line 3			<b>5</b>
<b>6</b> Enter 1% of net investment income (1% of Part I, line 27b)			<b>6</b>
<b>7</b> Add lines 5 and 6			<b>7</b>
<b>8</b> Enter qualifying distributions from Part XII, line 4 If line 8 is equal to or greater than line 7, check the box in Part VI, line 1b, and complete that part using a 1% tax rate. See the Part VI instructions			<b>8</b>

Part VI Excise Tax Based on Investment Income (Section 4940(a), 4940(b), 4940(e), or 4948 - see instructions)

Table with 11 rows for excise tax calculations. Includes sub-rows 6a-6d for credits and payments. Total tax due is 2,255.

Part VII-A Statements Regarding Activities

Table with 10 rows for activity statements. Includes questions about political campaigns, expenditures, and state reporting. Includes handwritten 'OH' in row 8a.

Part VII-A Statements Regarding Activities (continued)

11 At any time during the year, did the foundation, directly or indirectly, own a controlled entity within the meaning of section 512(b)(13)? If "Yes," attach schedule (see instructions). . . . . 11 X
12 Did the foundation make a distribution to a donor advised fund over which the foundation or a disqualified person had advisory privileges? If "Yes," attach statement (see instructions) . . . . . 12 X
13 Did the foundation comply with the public inspection requirements for its annual returns and exemption application? . . . . . 13 X
Website address N/A
14 The books are in care of HUNTINGTON NATIONAL BANK Telephone no (740) 588-6470
Located at 422 MAIN STREET, ZANESVILLE, OH ZIP+4 43702
15 Section 4947(a)(1) nonexempt charitable trusts filing Form 990-PF in lieu of Form 1041 - Check here . . . . . 15
16 At any time during calendar year 2013, did the foundation have an interest in or a signature or other authority over a bank, securities, or other financial account in a foreign country? . . . . . 16 Yes No X
See the instructions for exceptions and filing requirements for Form TD F 90-22.1 If "Yes," enter the name of the foreign country

Part VII-B Statements Regarding Activities for Which Form 4720 May Be Required

File Form 4720 if any item is checked in the "Yes" column, unless an exception applies.

1a During the year did the foundation (either directly or indirectly).
(1) Engage in the sale or exchange, or leasing of property with a disqualified person? . . . . . Yes X No
(2) Borrow money from, lend money to, or otherwise extend credit to (or accept it from) a disqualified person? . . . . . Yes X No
(3) Furnish goods, services, or facilities to (or accept them from) a disqualified person? . . . . . Yes X No
(4) Pay compensation to, or pay or reimburse the expenses of, a disqualified person? . . . . . X Yes No
(5) Transfer any income or assets to a disqualified person (or make any of either available for the benefit or use of a disqualified person)? . . . . . Yes X No
(6) Agree to pay money or property to a government official? (Exception. Check "No" if the foundation agreed to make a grant to or to employ the official for a period after termination of government service, if terminating within 90 days) . . . . . Yes X No
b If any answer is "Yes" to 1a(1)-(6), did any of the acts fail to qualify under the exceptions described in Regulations section 53.4941(d)-3 or in a current notice regarding disaster assistance (see instructions)? . . . . . 1b X
Organizations relying on a current notice regarding disaster assistance check here . . . . .
c Did the foundation engage in a prior year in any of the acts described in 1a, other than excepted acts, that were not corrected before the first day of the tax year beginning in 2013? . . . . . 1c X
2 Taxes on failure to distribute income (section 4942) (does not apply for years the foundation was a private operating foundation defined in section 4942(j)(3) or 4942(j)(5))
a At the end of tax year 2013, did the foundation have any undistributed income (lines 6d and 6e, Part XIII) for tax year(s) beginning before 2013? . . . . . Yes X No
If "Yes," list the years
b Are there any years listed in 2a for which the foundation is not applying the provisions of section 4942(a)(2) (relating to incorrect valuation of assets) to the year's undistributed income? (If applying section 4942(a)(2) to all years listed, answer "No" and attach statement - see instructions) . . . . . 2b X
c If the provisions of section 4942(a)(2) are being applied to any of the years listed in 2a, list the years here
3a Did the foundation hold more than a 2% direct or indirect interest in any business enterprise at any time during the year? . . . . . Yes X No
b If "Yes," did it have excess business holdings in 2013 as a result of (1) any purchase by the foundation or disqualified persons after May 26, 1969, (2) the lapse of the 5-year period (or longer period approved by the Commissioner under section 4943(c)(7)) to dispose of holdings acquired by gift or bequest, or (3) the lapse of the 10-, 15-, or 20-year first phase holding period? (Use Schedule C, Form 4720, to determine if the foundation had excess business holdings in 2013) . . . . . 3b
4a Did the foundation invest during the year any amount in a manner that would jeopardize its charitable purposes? . . . . . 4a X
b Did the foundation make any investment in a prior year (but after December 31, 1969) that could jeopardize its charitable purpose that had not been removed from jeopardy before the first day of the tax year beginning in 2013? . . . . . 4b X

**Part VII-B Statements Regarding Activities for Which Form 4720 May Be Required (continued)**

**5a** During the year did the foundation pay or incur any amount to

(1) Carry on propaganda, or otherwise attempt to influence legislation (section 4945(e))?  Yes  No

(2) Influence the outcome of any specific public election (see section 4955); or to carry on, directly or indirectly, any voter registration drive?  Yes  No

(3) Provide a grant to an individual for travel, study, or other similar purposes?  Yes  No

(4) Provide a grant to an organization other than a charitable, etc., organization described in section 509(a)(1), (2), or (3), or section 4940(d)(2)? (see instructions)  Yes  No

(5) Provide for any purpose other than religious, charitable, scientific, literary, or educational purposes, or for the prevention of cruelty to children or animals?  Yes  No

**b** If any answer is "Yes" to 5a(1)-(5), did any of the transactions fail to qualify under the exceptions described in Regulations section 53.4945 or in a current notice regarding disaster assistance (see instructions)?  **5b**

Organizations relying on a current notice regarding disaster assistance check here

**c** If the answer is "Yes" to question 5a(4), does the foundation claim exemption from the tax because it maintained expenditure responsibility for the grant?  Yes  No  
If "Yes," attach the statement required by Regulations section 53.4945-5(d)

**6a** Did the foundation, during the year, receive any funds, directly or indirectly, to pay premiums on a personal benefit contract?  Yes  No

**b** Did the foundation, during the year, pay premiums, directly or indirectly, on a personal benefit contract?  Yes  No **6b** X

If "Yes" to 6b, file Form 8870

**7a** At any time during the tax year, was the foundation a party to a prohibited tax shelter transaction?  Yes  No

**b** If "Yes," did the foundation receive any proceeds or have any net income attributable to the transaction?  Yes  No **7b**

**Part VIII Information About Officers, Directors, Trustees, Foundation Managers, Highly Paid Employees, and Contractors**

**1 List all officers, directors, trustees, foundation managers and their compensation (see instructions).**

(a) Name and address	(b) Title, and average hours per week devoted to position	(c) Compensation (if not paid, enter -0-)	(d) Contributions to employee benefit plans and deferred compensation	(e) Expense account, other allowances
SEE STATEMENT 7		28,449.		

**2 Compensation of five highest-paid employees (other than those included on line 1 - see instructions). If none, enter "NONE."**

(a) Name and address of each employee paid more than \$50,000	(b) Title, and average hours per week devoted to position	(c) Compensation	(d) Contributions to employee benefit plans and deferred compensation	(e) Expense account, other allowances
NONE		NONE	NONE	NONE

**Total number of other employees paid over \$50,000**  **NONE**

**Part VIII Information About Officers, Directors, Trustees, Foundation Managers, Highly Paid Employees, and Contractors (continued)**

**3 Five highest-paid independent contractors for professional services (see instructions). If none, enter "NONE "**

(a) Name and address of each person paid more than \$50,000	(b) Type of service	(c) Compensation
NONE		NONE
-----		
-----		
-----		
-----		
-----		
<b>Total number of others receiving over \$50,000 for professional services . . . . .</b>		<b>NONE</b>

**Part IX-A Summary of Direct Charitable Activities**

List the foundation's four largest direct charitable activities during the tax year. Include relevant statistical information such as the number of organizations and other beneficiaries served, conferences convened, research papers produced, etc	Expenses
1 NONE	
2	
3	
4	

**Part IX-B Summary of Program-Related Investments (see instructions)**

Describe the two largest program-related investments made by the foundation during the tax year on lines 1 and 2	Amount
1 NONE	
2	
All other program-related investments See instructions	
3 NONE	
<b>Total. Add lines 1 through 3 . . . . .</b>	

**Part X Minimum Investment Return** (All domestic foundations must complete this part. Foreign foundations, see instructions.)

<b>1</b>	Fair market value of assets not used (or held for use) directly in carrying out charitable, etc., purposes:		
<b>a</b>	Average monthly fair market value of securities	<b>1a</b>	3,480,237.
<b>b</b>	Average of monthly cash balances	<b>1b</b>	104,680.
<b>c</b>	Fair market value of all other assets (see instructions)	<b>1c</b>	NONE
<b>d</b>	<b>Total</b> (add lines 1a, b, and c)	<b>1d</b>	3,584,917.
<b>e</b>	Reduction claimed for blockage or other factors reported on lines 1a and 1c (attach detailed explanation)	<b>1e</b>	
<b>2</b>	Acquisition indebtedness applicable to line 1 assets	<b>2</b>	NONE
<b>3</b>	Subtract line 2 from line 1d	<b>3</b>	3,584,917.
<b>4</b>	Cash deemed held for charitable activities. Enter 1 1/2% of line 3 (for greater amount, see instructions)	<b>4</b>	53,774.
<b>5</b>	<b>Net value of noncharitable-use assets.</b> Subtract line 4 from line 3. Enter here and on Part V, line 4.	<b>5</b>	3,531,143.
<b>6</b>	<b>Minimum investment return.</b> Enter 5% of line 5	<b>6</b>	176,557.

**Part XI Distributable Amount** (see instructions) (Section 4942(j)(3) and (j)(5) private operating foundations and certain foreign organizations check here  and do not complete this part.)

<b>1</b>	Minimum investment return from Part X, line 6	<b>1</b>	176,557.
<b>2a</b>	Tax on investment income for 2013 from Part VI, line 5	<b>2a</b>	5,179.
<b>b</b>	Income tax for 2013 (This does not include the tax from Part VI.)	<b>2b</b>	
<b>c</b>	Add lines 2a and 2b	<b>2c</b>	5,179.
<b>3</b>	Distributable amount before adjustments. Subtract line 2c from line 1.	<b>3</b>	171,378.
<b>4</b>	Recoveries of amounts treated as qualifying distributions	<b>4</b>	NONE
<b>5</b>	Add lines 3 and 4	<b>5</b>	171,378.
<b>6</b>	Deduction from distributable amount (see instructions)	<b>6</b>	NONE
<b>7</b>	<b>Distributable amount</b> as adjusted. Subtract line 6 from line 5. Enter here and on Part XIII, line 1.	<b>7</b>	171,378.

**Part XII Qualifying Distributions** (see instructions)

<b>1</b>	Amounts paid (including administrative expenses) to accomplish charitable, etc., purposes:		
<b>a</b>	Expenses, contributions, gifts, etc. - total from Part I, column (d), line 26	<b>1a</b>	175,473.
<b>b</b>	Program-related investments - total from Part IX-B	<b>1b</b>	
<b>2</b>	Amounts paid to acquire assets used (or held for use) directly in carrying out charitable, etc., purposes	<b>2</b>	NONE
<b>3</b>	Amounts set aside for specific charitable projects that satisfy the:		
<b>a</b>	Suitability test (prior IRS approval required)	<b>3a</b>	NONE
<b>b</b>	Cash distribution test (attach the required schedule)	<b>3b</b>	NONE
<b>4</b>	<b>Qualifying distributions.</b> Add lines 1a through 3b. Enter here and on Part V, line 8, and Part XIII, line 4.	<b>4</b>	175,473.
<b>5</b>	Foundations that qualify under section 4940(e) for the reduced rate of tax on net investment income. Enter 1% of Part I, line 27b (see instructions)	<b>5</b>	N/A
<b>6</b>	<b>Adjusted qualifying distributions.</b> Subtract line 5 from line 4.	<b>6</b>	175,473.

**Note.** The amount on line 6 will be used in Part V, column (b), in subsequent years when calculating whether the foundation qualifies for the section 4940(e) reduction of tax in those years

**Part XIII Undistributed Income** (see instructions)

	(a) Corpus	(b) Years prior to 2012	(c) 2012	(d) 2013
1 Distributable amount for 2013 from Part XI, line 7 . . . . .				171,378.
2 Undistributed income, if any, as of the end of 2013				
a Enter amount for 2012 only . . . . .			160,766.	
b Total for prior years 20 <u>11</u> , 20 <u>  </u> , 20 <u>  </u>		203,948.		
3 Excess distributions carryover, if any, to 2013				
a From 2008 . . . . .	NONE			
b From 2009 . . . . .	NONE			
c From 2010 . . . . .	NONE			
d From 2011 . . . . .	NONE			
e From 2012 . . . . .	NONE			
f Total of lines 3a through e . . . . .	NONE			
4 Qualifying distributions for 2013 from Part XII, line 4 ▶ \$ <u>175,473.</u>				
a Applied to 2012, but not more than line 2a . . . . .			160,766.	
b Applied to undistributed income of prior years (Election required - see instructions) . . . . .		14,707.		
c Treated as distributions out of corpus (Election required - see instructions) . . . . .	NONE			
d Applied to 2013 distributable amount . . . . .				NONE
e Remaining amount distributed out of corpus . . . . .	NONE			
5 Excess distributions carryover applied to 2013 (If an amount appears in column (d), the same amount must be shown in column (a))	NONE			NONE
6 Enter the net total of each column as indicated below:				
a Corpus Add lines 3f, 4c, and 4e Subtract line 5	NONE			
b Prior years' undistributed income Subtract line 4b from line 2b . . . . .		189,241.		
c Enter the amount of prior years' undistributed income for which a notice of deficiency has been issued, or on which the section 4942(a) tax has been previously assessed . . . . .		NONE		
d Subtract line 6c from line 6b Taxable amount - see instructions . . . . .		189,241.		
e Undistributed income for 2012 Subtract line 4a from line 2a Taxable amount - see instructions . . . . .				
f Undistributed income for 2013 Subtract lines 4d and 5 from line 1 This amount must be distributed in 2014 . . . . .				171,378.
7 Amounts treated as distributions out of corpus to satisfy requirements imposed by section 170(b)(1)(F) or 4942(g)(3) (see instructions) . . . . .	NONE			
8 Excess distributions carryover from 2008 not applied on line 5 or line 7 (see instructions) . . . . .	NONE			
9 Excess distributions carryover to 2014. Subtract lines 7 and 8 from line 6a . . . . .	NONE			
10 Analysis of line 9				
a Excess from 2009 . . . . .	NONE			
b Excess from 2010 . . . . .	NONE			
c Excess from 2011 . . . . .	NONE			
d Excess from 2012 . . . . .	NONE			
e Excess from 2013 . . . . .	NONE			

**Part XIV Private Operating Foundations** (see instructions and Part VII-A, question 9) NOT APPLICABLE

1a If the foundation has received a ruling or determination letter that it is a private operating foundation, and the ruling is effective for 2013, enter the date of the ruling . . . . .

b Check box to indicate whether the foundation is a private operating foundation described in section 4942(j)(3) or 4942(j)(5)

	Tax year	Prior 3 years			(e) Total
	(a) 2013	(b) 2012	(c) 2011	(d) 2010	
2a Enter the lesser of the adjusted net income from Part I or the minimum investment return from Part X for each year listed . . . . .					
b 85% of line 2a . . . . .					
c Qualifying distributions from Part XII, line 4 for each year listed . . . . .					
d Amounts included in line 2c not used directly for active conduct of exempt activities . . . . .					
e Qualifying distributions made directly for active conduct of exempt activities Subtract line 2d from line 2c . . . . .					
3 Complete 3a, b, or c for the alternative test relied upon					
a "Assets" alternative test - enter					
(1) Value of all assets . . . . .					
(2) Value of assets qualifying under section 4942(j)(3)(B)(i) . . . . .					
b "Endowment" alternative test - enter 2/3 of minimum investment return shown in Part X, line 6 for each year listed . . . . .					
c "Support" alternative test - enter					
(1) Total support other than gross investment income (interest, dividends, rents, payments on securities loans (section 512(a)(5)), or royalties) . . . . .					
(2) Support from general public and 5 or more exempt organizations as provided in section 4942(j)(3)(B)(iii) . . . . .					
(3) Largest amount of support from an exempt organization . . . . .					
(4) Gross investment income . . . . .					

**Part XV Supplementary Information (Complete this part only if the foundation had \$5,000 or more in assets at any time during the year - see instructions.)**

**1 Information Regarding Foundation Managers:**

a List any managers of the foundation who have contributed more than 2% of the total contributions received by the foundation before the close of any tax year (but only if they have contributed more than \$5,000). (See section 507(d)(2) )

N/A

b List any managers of the foundation who own 10% or more of the stock of a corporation (or an equally large portion of the ownership of a partnership or other entity) of which the foundation has a 10% or greater interest.

N/A

**2 Information Regarding Contribution, Grant, Gift, Loan, Scholarship, etc., Programs:**

Check here  if the foundation only makes contributions to preselected charitable organizations and does not accept unsolicited requests for funds. If the foundation makes gifts, grants, etc (see instructions) to individuals or organizations under other conditions, complete items 2a, b, c, and d.

a The name, address, and telephone number or e-mail address of the person to whom applications should be addressed

b The form in which applications should be submitted and information and materials they should include:

c Any submission deadlines

d Any restrictions or limitations on awards, such as by geographical areas, charitable fields, kinds of institutions, or other factors

**Part XV Supplementary Information (continued)**

**3 Grants and Contributions Paid During the Year or Approved for Future Payment**

Recipient Name and address (home or business)	If recipient is an individual, show any relationship to any foundation manager or substantial contributor	Foundation status of recipient	Purpose of grant or contribution	Amount
<i>a Paid during the year</i>				
SIX COUNTY MENTAL HEALTH SVCS ATTN: JOHN CREB 2845 BELL STREET ZANESVILLE OH 43701	NONE	PC	GENERAL SUPPORT	16,077.
ZANESVILLE MUSEUM OF ART ATTN: SUSAN TALBOTT- 620 MILITARY ROAD ZANESVILLE OH 43701	NONE	PC	GENERAL SUPPORT	16,077.
UNITED WAY OF MUSKINGUM, PERRY & MORGAN COUNT 526 PUTNAM AVENUE ZANESVILLE OH 43701-4933	NONE	PC	GENERAL SUPPORT	32,153.
GOOD SAMARITAN MEDICAL CENTER 2800 MAPLE AVENUE ZANESVILLE OH 43701-2882	NONE	PC	GENERAL SUPPORT	32,153.
GENESIS HEALTHCARE FOUNDATION ATTN: PAUL MCCL 1135 MAPLE AVENUE ZANESVILLE OH 43701-1407	NONE	PC	GENERAL SUPPORT	32,153.
SALVATION ARMY 515 PUTNAM AVEBUE ZANESVILLE OH 43701	NONE	PC	GENERAL SUPPORT	16,077.
AMERICAN CANCER SOCIETY ATTN: BILL M. ROBERTS P.O. BOX 720366 OKLAHOMA CITY OK 73162	NONE	PC	GENERAL SUPPORT	16,077.
<b>Total</b> . . . . .			▶ <b>3a</b>	<b>160,767.</b>
<i>b Approved for future payment</i>				
<b>Total</b> . . . . .			▶ <b>3b</b>	





FORM 990PF, PART I - DIVIDENDS AND INTEREST FROM SECURITIES

DESCRIPTION	REVENUE AND EXPENSES PER BOOKS	NET INVESTMENT INCOME
AT&T INC	720.	720.
AMERICAN CENTURY HERITAGE FUND - INVESTO	226.	226.
AMERICAN EXPRESS COMPANY	310.	310.
ANADARKO PETE	161.	161.
APPLE COMPUTER	649.	649.
ARTISAN INTERNATIONAL VALUE FUND - INVES	6,502.	6,502.
AUTOMATIC DATA PROCESSING	774.	774.
BALL CORP W/1 RT/SH	177.	177.
BAXTER INTERNATIONAL INC	677.	677.
BLACKROCK INFLATION PROTECTED BOND PORT	730.	730.
BRISTOL-MYERS SQUIBB CO	774.	774.
BROADCOM CORP	176.	176.
CVS CORP	338.	338.
CANADIAN NATL RAILWAY COM	413.	413.
CARDINAL HEALTH INC	647.	647.
CENTURYTEL INC	864.	864.
CHEVRONTEXACO CORP	741.	741.
CHEVRON CORPORATION 2.427% 06/24/2020-20	98.	98.
CHUBB CORP	510.	510.
CHURCH & DWIGHT CO INC	378.	378.
CISCO SYSTEMS, INC.	513.	513.
COLGATE PALMOLIVE CO	452.	452.
COMCAST CORP CL A	366.	366.
CONOCOPHILLIPS	946.	946.
DEERE & COMPANY	513.	513.
E.M.C. CORP	221.	221.
EMERSON ELECTRIC CO 2%	577.	577.
EXXON MOBIL CORP COM	554.	554.
FIDELITY LOW-PRICED STOCK #316	409.	409.
FIDELITY REAL ESTATE INCOME FUND	1,803.	1,803.
FRANKLIN RES INC	136.	136.
FREEMPORT MCMORAN COPPER & GOLD	894.	894.

FORM 990PF, PART I - DIVIDENDS AND INTEREST FROM SECURITIES  
 =====

DESCRIPTION	REVENUE AND EXPENSES PER BOOKS	NET INVESTMENT INCOME
-----	-----	-----
GENERAL MILLS INC	533.	533.
HUNTINGTON INTL EQUITY FUND IV	1,589.	1,589.
HUNTINGTON DISCIPLINED EQUITY FD TR III	651.	651.
HUNTINGTON SITUS FUND III	480.	480.
ILLINOIS TOOL WORKS INC COM	404.	404.
INTERNATIONAL BUSINESS MACHINES CORP	426.	426.
JANUS PERKINS MID CAP VALUE FUND - CLASS	1,425.	1,425.
JOHNSON CONTROLS INC	279.	279.
ESTEE LAUDER COMPANY	228.	228.
MAINSTAY MARKETFIELD FUND	11.	11.
MCDONALDS CORP	592.	592.
MERCK & CO INC	843.	843.
METLIFE INC	267.	267.
HUNTINGTON CONSERVATIVE DEPOSIT ACCOUNT	64.	64.
HUNTINGTON INTERMEDIATE GOVT	5,798.	5,798.
NEXTERA ENERGY INC	502.	502.
NIKE INC CL B	195.	195.
OCCIDENTAL PETROLEUM CORP	438.	438.
ORACLE CORP	192.	192.
OPPENHEIMER DEVELOPING MARKET FUND - CLA	250.	250.
PIMCO LOW DURATION INSTITUTIONAL	61.	61.
PIMCO TOTAL RETURN FUND - CLASS A	10,789.	10,789.
PNC FINANCIAL CORP	559.	559.
PEPSICO INC 2%	486.	486.
PRAXAIR INC	336.	336.
PRUDENTIAL FINL INC	606.	606.
ROYCE SPECIAL EQUITY FUND	921.	921.
SCHLUMBERGER LTD.	198.	198.
SEMPRA ENERGY CORP	541.	541.
TJX COMPANIES INC W/1 RT/SH	219.	219.
TEMPLETON GLOBAL BOND FUND CLASS A	9,462.	9,462.
TEXAS INSTRUMENTS INC.	936.	936.
THORNBURG INTERNATIONAL VALUE - I SHARES	1,203.	1,203.
BLE880 L734 05/08/2014 12:03:30		

FORM 990PF, PART I - DIVIDENDS AND INTEREST FROM SECURITIES  
=====

DESCRIPTION	REVENUE AND EXPENSES PER BOOKS	NET INVESTMENT INCOME
-----	-----	-----
TRAVELERS COS INC	657.	657.
UNITED TECHNOLOGIES CORP 2%	549.	549.
UNITEDHEALTH GROUP INC	389.	389.
V F CORP W/1 RT/SH	359.	359.
VALERO ENERGY	567.	567.
WAL-MART STORES, INC.	188.	188.
WELLS FARGO & CO NEW	722.	722.
ACCENTURE PLC CL A	710.	710.
	-----	-----
TOTAL	68,874.	68,698.
	=====	=====

FORM 990PF, PART I - LEGAL FEES  
=====

DESCRIPTION	REVENUE AND EXPENSES PER BOOKS	NET INVESTMENT INCOME	ADJUSTED NET INCOME	CHARITABLE PURPOSES
LEGAL FEES - PRINCIPAL (ALLOCA	12.	6.	6.	6.
TOTALS	12.	6.	NONE	6.

FORM 990PF, PART I - ACCOUNTING FEES

DESCRIPTION	REVENUE AND EXPENSES PER BOOKS	NET INVESTMENT INCOME	ADJUSTED NET INCOME	CHARITABLE PURPOSES
TAX PREPARATION FEE (NON-ALLOC)	550.	275.		275.
TOTALS	550.	275.	NONE	275.

FORM 990PF, PART I - TAXES  
=====

DESCRIPTION	REVENUE AND EXPENSES PER BOOKS	NET INVESTMENT INCOME	CHARITABLE PURPOSES
FOREIGN TAXES	62.	62.	
OTHER TAXES	200.		200.
FEDERAL TAX PAYMENT - PRIOR YE	61,572.		
FEDERAL ESTIMATES - PRINCIPAL	2,924.		
FOREIGN TAXES ON QUALIFIED FOR	509.	509.	
FOREIGN TAXES ON NONQUALIFIED	165.	165.	
TOTALS	65,432.	736.	200.

FORM 990PF, PART VIII - LIST OF OFFICERS, DIRECTORS, AND TRUSTEES

=====

OFFICER NAME:

HUNTINGTON NATIONAL BANK

ADDRESS:

422 MAIN STREET

ZANESVILLE, OH 43702

TITLE:

TRUSTEE

AVERAGE HOURS PER WEEK DEVOTED TO POSITION: 4

COMPENSATION ..... 28,449.

COMPENSATION EXPLANATION:

TRUSTEE FEES

TOTAL COMPENSATION: 28,449.

=====

HUNTINGTON NATIONAL BANK  
 422 MAIN STREET  
 ZANESVILLE, OH 43701

**Huntington Wealth Advisors**

DECEMBER 01, 2013 TO DECEMBER 31, 2013

ACCOUNT NAME: HAGAR RES CHARITABLE  
 ACCOUNT NUMBER: ██████████

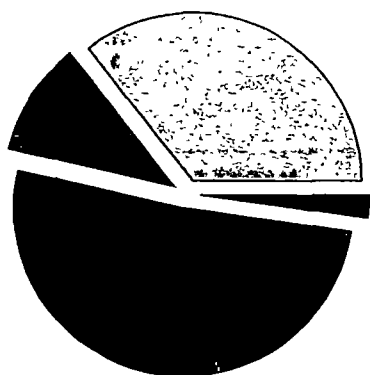


JEFF MASLANICH  
 THOMSON REUTERS  
 24481 S DETROIT ROAD SUITE 400  
 WESTLAKE, OH 44145

ADMINISTRATOR: James Trifelos  
 740-588-6750  
**JAMES.TRIFELOS**  
**@HUNTINGTON.COM**

INVESTMENT OFFICER: CHAD TOM  
 740-588-6735  
 CHAD.TOM@HUNTINGTON.COM

**ASSET ALLOCATION SUMMARY**



	MARKET VALUE	PERCENT
EQUITY INVESTMENTS	1,303,663.01	35.6%
FIXED INCOME	392,216.00	10.7%
MUTUAL FUNDS	1,884,556.39	51.4%
SHORT TERM INVESTMENTS	83,065.96	2.3%
<b>Total</b>	<b>3,663,501.36</b>	<b>100.0%</b>

**ACCOUNT SUMMARY**

	THIS PERIOD	YEAR TO DATE
<b>BEGINNING MARKET VALUE</b>	<b>3,759,856.74</b>	<b>3,408,582.65</b>
DIVIDENDS/INTEREST	11,326.31	63,288.68
OTHER CASH RECEIPTS	6,407.41	30,471.35
DISBURSEMENTS AND FEES	154,926.94-	285,640.30-
REALIZED GAIN/LOSS	118,960.91	211,024.46
CHANGE IN MARKET VALUE	78,123.07-	235,774.52
<b>ENDING MARKET VALUE</b>	<b>3,663,501.36</b>	<b>3,663,501.36</b>

**FOR YOUR INFORMATION**

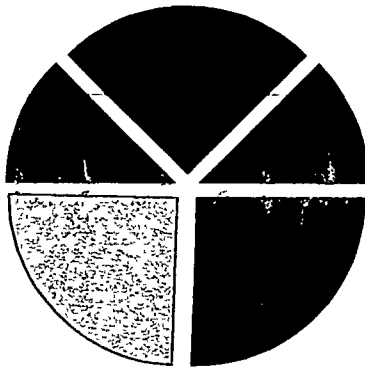
DECEMBER 01, 2013 TO DECEMBER 31, 2013

ACCOUNT NAME: HAGAR RES CHARITABLE  
 ACCOUNT NUMBER: [REDACTED]

**PORTFOLIO DETAIL**

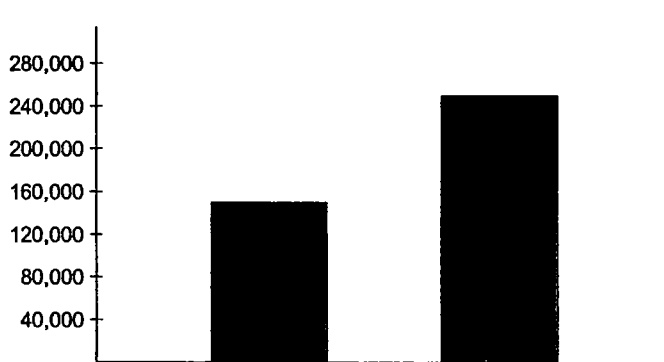
DESCRIPTION	TOTAL MARKET/ TOTAL COST	MARKET PRICE/ COST PRICE	EST ANNUAL INCOME/ ACCRUED INC	CURRENT YIELD
<b>SHORT TERM INVESTMENTS</b>				
<b>MONEY MARKET FUNDS</b>				
608993853 HUNTINGTON CONSERVATIVE DEPOSIT ACCOUNT	83,065.96 83,065.96	1.00 1.00	41.53 3.46	0.05
<b>** TOTAL MONEY MARKET FUNDS</b>	<b>SUB-TOTAL</b>		<b>41.53</b> <b>3.46</b>	<b>0.05</b>
<b>* TOTAL SHORT TERM INVESTMENTS</b>			<b>41.53</b> <b>3.46</b>	<b>0.05</b>

**BOND QUALITY SUMMARY**



S & P QUALITY RATING	MARKET VALUE	PERCENT
AA	48,653.00	12.4%
AA-	98,125.50	25.0%
A-	48,749.50	12.4%
BBB+	96,659.50	24.7%
BBB	100,028.50	25.5%
<b>Total</b>	<b>392,216.00</b>	<b>100.0%</b>

**BOND MATURITY SUMMARY**



YEARS TO MATURITY	PAR VALUE	PERCENT
3-5 YEARS	150,000.00	37.5%
5-10 YEARS	250,000.00	62.5%
<b>Total</b>	<b>400,000.00</b>	<b>100.0%</b>

**AVERAGE TIME TO MATURITY: 5.2 YEARS**

**CURRENT YIELD: 2.24%**

DECEMBER 01, 2013 TO DECEMBER 31, 2013

ACCOUNT NAME: HAGAR RES CHARITABLE

ACCOUNT NUMBER: [REDACTED]

**PORTFOLIO DETAIL ( CONTINUED )**

DESCRIPTION	RATING	PAR VALUE	TOTAL MARKET/ TOTAL COST	MARKET PRICE/ COST PRICE	EST ANNUAL INCOME/ ACCRUED INC	YIELD CURRENT/ MATURITY
<b>FIXED INCOME</b>						
<b>CORPORATE OBLIGATIONS</b>						
<b>CORPORATE BONDS</b>						
053332AL6 AUTOZONE INC 4% 11/15/2020-2020	BBB	50,000.000	51,341.00 51,777.50	102.68 103.56	2,000.00 255.56	3.90 3.56
166764AG5 CHEVRON CORPORATION 2.427% 06/24/2020-2020	AA	50,000.000	48,653.00 49,813.50	97.31 99.63	1,213.50 23.60	2.49 2.89
26138EAQ2 DR PEPPER SNAPPLE GROUP 2% 01/15/2020	BBB+	50,000.000	47,111.50 48,130.50	94.22 96.26	1,000.00 461.11	2.12 3.05
459200HE4 IBM CORP 1.875% 05/15/2019	AA-	50,000.000	49,041.50 49,522.50	98.08 99.05	937.50 119.79	1.91 2.26
489170AD2 KENNAMETAL INC 2.65% 11/01/2019-2019	BBB	50,000.000	48,687.50 49,479.30	97.38 98.96	1,325.00 220.83	2.72 3.15
74251VAG7 PRINCIPAL FINANCIAL GROUP 1.86% 11/15/2017	BBB+	50,000.000	49,548.00 50,137.50	99.10 100.28	925.00 118.19	1.87 2.09
89233P6S0 TOYOTA MOTOR CREDIT CORP SERIES MTN 1.25% 10/05/2017	AA-	50,000.000	49,084.00 49,715.00	98.17 99.43	625.00 149.31	1.27 1.76
<b>*** TOTAL CORPORATE BONDS</b>			<b>SUB-TOTAL</b>		<b>8,026.00</b>	<b>2.34</b>
			<b>343,466.50</b>		<b>1,348.39</b>	
<b>** TOTAL CORPORATE OBLIGATIONS</b>			<b>SUB-TOTAL</b>		<b>8,026.00</b>	<b>2.34</b>
			<b>343,466.50</b>		<b>1,348.39</b>	
<b>CORPORATE OBLIGATIONS-FOREIGN</b>						
<b>CORPORATE BONDS - FOREIGN</b>						
92857WBE9 VODAFONE GROUP PLC 1.5% 02/19/2018	A-	50,000.000	48,749.50 49,249.50	97.50 98.50	750.00 275.00	1.54 2.14
<b>*** TOTAL CORPORATE BONDS - FOREIGN</b>			<b>SUB-TOTAL</b>		<b>750.00</b>	<b>1.54</b>
			<b>48,749.50</b>		<b>275.00</b>	
<b>** TOTAL CORPORATE OBLIGATIONS-FOREIGN</b>			<b>SUB-TOTAL</b>		<b>750.00</b>	<b>1.54</b>
			<b>48,749.50</b>		<b>275.00</b>	
<b>* TOTAL FIXED INCOME</b>			<b>392,216.00</b>		<b>8,776.00</b>	<b>2.24</b>
			<b>397,825.30</b>		<b>1,623.39</b>	

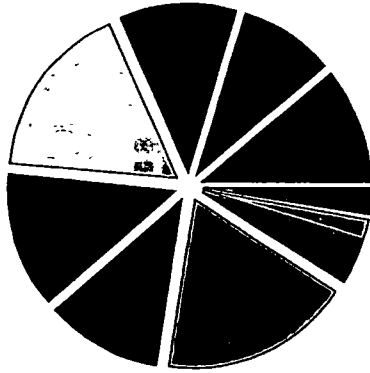
DECEMBER 01, 2013 TO DECEMBER 31, 2013

ACCOUNT NAME: HAGAR RES CHARITABLE

ACCOUNT NUMBER: ██████████

**PORTFOLIO DETAIL ( CONTINUED )**

**EQUITY DIVERSIFICATION SUMMARY**



INDUSTRY CODE	MARKET VALUE	PERCENT
CONSUMER DISCRETIONARY	144,974.35	11.1%
CONSUMER STAPLES	117,941.50	9.0%
ENERGY	148,780.15	11.4%
FINANCIALS	220,189.70	16.9%
HEALTH CARE	169,183.70	13.0%
INDUSTRIALS	145,084.15	11.1%
INFORMATION TECHNOLOGY	240,812.86	18.5%
MATERIALS	56,599.35	4.4%
TELECOMMUNICATION SERVICES	26,326.25	2.0%
UTILITIES	33,771.00	2.6%
<b>Total</b>	<b>1,303,663.01</b>	<b>100.0%</b>

DESCRIPTION	TICKER	SHARES	TOTAL MARKET/ TOTAL COST	MARKET PRICE/ COST PRICE	EST ANNUAL INCOME/ ACCRUED INC	CURRENT YIELD
<b>EQUITY INVESTMENTS</b>						
<b>CONSUMER DISCRETIONARY</b>						
099724106 BORG-WARNER INC	BWA	260.000	14,536.60 13,870.35	55.91 53.35	130.00	0.89
20030N101 COMCAST CORP CL A	CMCSA	430.000	22,344.95 6,766.39	51.97 15.74	335.40 83.85	1.50
478366107 JOHNSON CTLS INC	JCI	350.000	17,955.00 5,392.14	51.30 15.41	308.00 107.80	1.72
580135101 MCDONALDS CORP	MCD	175.000	16,980.25 10,747.80	97.03 61.42	567.00	3.34
654106103 NIKE INC CL B	NKE	310.000	24,378.40 11,108.25	78.64 35.83	297.60 74.40	1.22
872540109 TJX COMPANIES INC	TJX	335.000	21,349.55 12,083.41	63.73 36.07	194.30	0.91
918204108 V F CORP W/1 RT/SH	VFC	440.000	27,429.60 17,105.58	62.34 38.88	462.00	1.68
<b>** TOTAL CONSUMER DISCRETIONARY</b>		<b>SUB-TOTAL</b>	<b>144,974.35 77,073.92</b>		<b>2,294.30 266.05</b>	<b>1.58</b>

DECEMBER 01, 2013 TO DECEMBER 31, 2013

ACCOUNT NAME: HAGAR RES CHARITABLE

ACCOUNT NUMBER: ██████████

**PORTFOLIO DETAIL ( CONTINUED )**

DESCRIPTION	TICKER	SHARES	TOTAL MARKET/ TOTAL COST	MARKET PRICE/ COST PRICE	EST ANNUAL INCOME/ ACCRUED INC	CURRENT YIELD
<b>CONSUMER STAPLES</b>						
126650100 CVS CAREMARK CORP	CVS	335 000	23,975.95 14,819.99	71.57 44.24	368.50	1.54
171340102 CHURCH & DWIGHT CO INC W/1 RT/SH	CHD	300 000	19,884.00 12,140.40	66.28 40.47	336.00	1.69
194162103 COLGATE PALMOLIVE	CL	340 000	22,171.40 13,925.49	65.21 40.96	462.40	2.09
370334104 GENERAL MILLS INC	GIS	295.000	14,723.45 8,370.62	49.91 28.37	448.40	3.05
518439104 ESTEE LAUDER CO INC	EL	290 000	21,842.80 16,659.33	75.32 57.45	232.00	1.06
713448108 PEPSICO INC	PEP	185.000	15,343.90 10,978.40	82.94 59.34	419.95 124.85	2.74
<b>** TOTAL CONSUMER STAPLES</b>			<b>SUB-TOTAL</b> 117,941.80 76,894.23		2,267.25 124.85	1.92
<b>ENERGY</b>						
032511107 ANADARKO PETROLEUM CORP W/1 RT/SH	APC	325.000	25,779.00 27,706.40	79.32 85.25	234.00	0.91
166764100 CHEVRON CORPORATION	CVX	190.000	23,732.90 14,555.14	124.91 76.61	760.00	3.20
20825C104 CONOCOPHILLIPS	COP	395.000	27,906.75 20,220.90	70.65 51.19	1,090.20	3.91
30231G102 EXXON MOBIL CORP	XOM	170 000	17,204.00 10,709.44	101.20 63.00	428.40	2.49
674599105 OCCIDENTAL PETROLEUM CORP	OXY	225.000	21,397.50 17,710.20	95.10 78.71	576.00 182.40	2.69
91913Y100 VALERO ENERGY CORP	VLO	650.000	32,760.00 14,644.12	50.40 22.53	585.00	1.79
<b>** TOTAL ENERGY</b>			<b>SUB-TOTAL</b> 148,780.15 105,546.20		3,673.60 182.40	2.47
<b>FINANCIALS</b>						

DECEMBER 01, 2013 TO DECEMBER 31, 2013

ACCOUNT NAME: HAGAR RES CHARITABLE

ACCOUNT NUMBER: ██████████

**PORTFOLIO DETAIL ( CONTINUED )**

DESCRIPTION	TICKER	SHARES	TOTAL MARKET/ TOTAL COST	MARKET PRICE/ COST PRICE	EST ANNUAL INCOME/ ACCRUED INC	CURRENT YIELD
<b>FINANCIALS</b>						
025816109 AMERICAN EXPRESS	AXP	360.000	32,662.80 19,368.92	90.73 53.80	331.20	1.01
171232101 CHUBB CORP W/1 RT/SH	CB	295.000	28,505.85 14,246.01	96.63 48.29	519.20 129.80	1.82
354613101 FRANKLIN RES INC	BEN	515.000	29,730.95 21,044.50	57.73 40.86	247.20 61.80	0.83
59156R108 METLIFE INC	MET	515.000	27,768.80 22,979.07	53.92 44.62	566.50	2.04
693475105 PNC FINANCIAL SERVICES	PNC	325.000	25,213.50 19,180.48	77.58 59.02	572.00	2.27
744320102 PRUDENTIAL FINANCIAL INC	PRU	240.000	22,132.80 10,680.92	92.22 44.50	508.80	2.30
89417E109 TRAVELERS COS INC	TRV	300.000	27,162.00 14,567.66	90.54 48.56	600.00	2.21
949746101 WELLS FARGO & CO	WFC	595.000	27,013.00 20,767.46	45.40 34.90	714.00	2.64
<b>** TOTAL FINANCIALS</b>			<b>SUB- TOTAL</b>		<b>4,058.90 191.60</b>	<b>1.84</b>
<b>HEALTH CARE</b>						
071813109 BAXTER INTERNATIONAL INC W/1 RT/SH	BAX	360.000	25,038.00 18,372.86	69.55 51.04	705.60 176.40	2.82
110122108 BRISTOL-MYERS SQUIBB CO	BMJ	470.000	24,980.50 12,803.18	53.15 27.24	676.80 169.20	2.71
14149Y108 CARDINAL HEALTH INC	CAH	410.000	27,392.10 16,794.02	66.81 40.96	496.10 124.03	1.81
30219G108 EXPRESS SCRIPTS HOLDING CO	ESRX	315.000	22,125.60 17,666.32	70.24 56.08		
375558103 GILEAD SCIENCES INC	GILD	285.000	21,403.50 16,985.00	75.10 59.60		
58933Y105 MERCK & CO INC	MRK	490.000	24,524.50 16,797.22	50.05 34.28	862.40 215.60	3.52

DECEMBER 01, 2013 TO DECEMBER 31, 2013

ACCOUNT NAME: HAGAR RES CHARITABLE

ACCOUNT NUMBER: ██████████

**PORTFOLIO DETAIL ( CONTINUED )**

DESCRIPTION	TICKER	SHARES	TOTAL MARKET/ TOTAL COST	MARKET PRICE/ COST PRICE	EST ANNUAL INCOME/ ACCRUED INC	CURRENT YIELD
<b>HEALTH CARE</b>						
91324P102 UNITEDHEALTH GROUP INC	UNH	315.000	23,719.50 17,473.02	75.30 55.47	352.80	1.49
<b>** TOTAL HEALTH CARE</b>		<b>SUB-TOTAL</b>	<b>169,183.70 116,891.62</b>		<b>3,093.70 685.23</b>	<b>1.83</b>
<b>INDUSTRIALS</b>						
136375102 CANADIAN NATL RAILWAY COM	CNI	540.000	30,790.80 14,601.05	57.02 27.04	451.44	1.47
244199105 DEERE & CO W/1 RT/SH	DE	275.000	25,115.75 17,061.34	91.33 62.04	561.00 140.25	2.23
291011104 EMERSON ELECTRIC CO	EMR	440.000	30,879.20 19,918.47	70.18 45.27	756.80	2.45
452308109 ILLINOIS TOOL WORKS	ITW	355.000	29,848.40 18,717.22	84.08 52.72	596.40 149.10	2.00
913017109 UNITED TECHNOLOGIES CORP	UTX	250.000	28,450.00 17,041.05	113.80 68.16	590.00	2.07
<b>** TOTAL INDUSTRIALS</b>		<b>SUB-TOTAL</b>	<b>145,084.15 87,339.13</b>		<b>2,955.64 289.35</b>	<b>2.04</b>
<b>INFORMATION TECHNOLOGY</b>						
037833100 APPLE INC	AAPL	55.000	30,856.10 13,832.50	561.02 251.50	671.00	2.17
053015103 AUTOMATIC DATA PROCESSING	ADP	445.000	35,955.56 23,949.86	80.80 53.82	854.40 213.60	2.38
17275R102 CISCO SYSTEMS	CSCO	765.000	17,158.95 15,183.05	22.43 19.85	520.20	3.03
268648102 EMC CORP/MASS	EMC	890.000	22,383.50 16,067.60	25.15 18.05	356.00	1.59
278642103 EBAY INC	EBAY	390.000	21,397.35 20,135.19	54.87 51.63		
459200101 IBM CORP	IBM	115.000	21,570.55 19,367.80	187.57 168.42	437.00	2.03

DECEMBER 01, 2013 TO DECEMBER 31, 2013

ACCOUNT NAME: HAGAR RES CHARITABLE

ACCOUNT NUMBER: ██████████

**PORTFOLIO DETAIL ( CONTINUED )**

DESCRIPTION	TICKER	SHARES	TOTAL MARKET/ TOTAL COST	MARKET PRICE/ COST PRICE	EST ANNUAL INCOME/ ACCRUED INC	CURRENT YIELD
<b>INFORMATION TECHNOLOGY</b>						
68389X105 ORACLE CORPORATION FORMERLY ORACLE SYS CORP W/1 RT/SH	ORCL	800.000	30,608.00 14,015.50	38.26 17.52	384.00	1.25
882508104 TEXAS INSTRUMENTS INC	TXN	675.000	29,639.25 20,089.28	43.91 29.76	810.00	2.73
G1151C101 ACCENTURE PLC CL A	ACN	380.000	31,243.60 16,301.50	82.22 42.90	706.80	2.26
<b>** TOTAL INFORMATION TECHNOLOGY</b>		<b>SUB-TOTAL</b>	<b>240,812.86</b> <b>158,942.28</b>		<b>4,739.40</b> <b>213.60</b>	<b>1.97</b>
<b>MATERIALS</b>						
058498106 BALL CORP W/1 PFD STK PUR RT/SH	BLL	410.000	21,180.60 12,519.87	51.66 30.54	213.20	1.01
35671D857 FREEPORT-MCMORAN C & G W/1 RT/SH	FCX	370.000	13,963.80 12,895.27	37.74 34.85	462.50	3.31
74005P104 PRAXAIR INC	PX	165.000	21,454.95 13,978.27	130.03 84.72	396.00	1.85
<b>** TOTAL MATERIALS</b>		<b>SUB-TOTAL</b>	<b>56,599.35</b> <b>39,393.41</b>		<b>1,071.70</b> <b>0.00</b>	<b>1.89</b>
<b>TELECOMMUNICATION SERVICES</b>						
00206R102 AT&T INC	T	400.000	14,064.00 11,631.85	35.16 29.08	736.00	5.23
156700106 CENTURYLINK INC	CTL	385.000	12,262.25 13,201.12	31.85 34.29	831.60	6.78
<b>** TOTAL TELECOMMUNICATION SERVICES</b>		<b>SUB-TOTAL</b>	<b>26,326.25</b> <b>24,832.97</b>		<b>1,567.60</b> <b>0.00</b>	<b>5.95</b>
<b>UTILITIES</b>						
65339F101 NEXTERA ENERGY INC	NEE	190.000	16,267.80 8,478.85	85.62 44.63	501.60	3.08
816851109 SEMPRA ENERGY	SRE	195.000	17,503.20 9,990.00	89.76 51.23	491.40 122.85	2.81
<b>** TOTAL UTILITIES</b>		<b>SUB-TOTAL</b>	<b>33,771.00</b> <b>18,468.85</b>		<b>993.00</b> <b>122.85</b>	<b>2.94</b>
<b>* TOTAL EQUITY INVESTMENTS</b>			<b>1,303,663.01</b> <b>848,217.63</b>		<b>26,715.09</b> <b>2,075.93</b>	<b>2.05</b>

DECEMBER 01, 2013 TO DECEMBER 31, 2013

ACCOUNT NAME: HAGAR RES CHARITABLE

ACCOUNT NUMBER: ██████████

## PORTFOLIO DETAIL ( CONTINUED )

DESCRIPTION	TICKER	SHARES	TOTAL MARKET/ TOTAL COST	MARKET PRICE/ COST PRICE	EST ANNUAL INCOME/ ACCRUED INC	CURRENT YIELD
<b>MUTUAL FUNDS</b>						
<b>MUTUAL FUNDS-FIXED INCOME</b>						
693390304 PIMCO LOW DURATION FUND - INSTITUTIONAL CLASS	PTLDX	28,518.937	294,600.62 296,168.48	10.33 10.38	5,646.75 470.56	1.92
693390445 PIMCO TOTAL RETURN FUND - CLASS A	PTTAX	19,275.397	206,053.99 202,781.60	10.69 10.52	4,491.17 374.26	2.18
880208103 FRANKLIN TEMPLETON GLOBAL BOND FUND - CLASS A	TPINX	17,253.767	226,714.50 196,662.95	13.14 11.40	8,281.81	3.65
<b>** TOTAL MUTUAL FUNDS-FIXED INCOME</b>		<b>SUB- TOTAL</b>	<b>727,369.11 695,613.03</b>		<b>18,419.73 844.82</b>	<b>2.53</b>
<b>MUTUAL FUNDS-EQUITY</b>						
025083791 AMERICAN CENTURY HERITAGE FUND - INVESTORS CLASS	TWHIX	2,257.326	57,516.67 25,075.12	25.48 11.11	291.20	0.51
04314H881 ARTISAN INTERNATIONAL VALUE FUND - INVESTOR CLASS	ARTKX	9,097.765	334,524.82 326,085.66	36.77 35.84	8,397.24	2.51
316345305 FIDELITY LOW PRICED STOCK FUND	FLPSX	1,273.752	62,999.77 62,942.12	49.46 49.41	494.22	0.78
316389865 FIDELITY REAL ESTATE INCOME FUND	FRIFX	9,123.645	101,089.99 102,664.30	11.08 11.25	4,972.39	4.92
444998405 HUNTINGTON INTERNATIONAL EQUITY FUND IV	HIF4	9,854.323	130,865.41 71,276.33	13.28 7.23	1,862.47	1.42
44632P934 HUNTINGTON DISCIPLINED EQUITY FD TR III	HDE3	6,185.160	67,913.06 56,096.86	10.98 9.07	649.44	0.96
446990301 HUNTINGTON SITUS FUND III	HSSF3	2,571.251	73,923.47 27,637.99	28.75 10.75	20.57	0.03
471023598 JANUS PERKINS MID CAP VALUE FUND - CLASS T	JMCVX	2,242.060	52,396.94 36,038.31	23.37 16.07	789.21	1.51
56064B852 MAINSTAY MARKETFIELD FUND	MFLDX	3,727.716	69,037.30 66,278.79	18.52 17.78	7.46	0.01
683974109 OPPENHEIMER DEVELOPING MARKET FUND - CLASS A	ODMAX	3,009.211	114,410.20 91,415.59	38.02 30.38	108.33	0.09

DECEMBER 01, 2013 TO DECEMBER 31, 2013

ACCOUNT NAME: HAGAR RES CHARITABLE  
 ACCOUNT NUMBER: ██████████

**PORTFOLIO DETAIL ( CONTINUED )**

DESCRIPTION	TICKER	SHARES	TOTAL MARKET/ TOTAL COST	MARKET PRICE/ COST PRICE	EST ANNUAL INCOME/ ACCRUED INC	CURRENT YIELD
<b>MUTUAL FUNDS-EQUITY</b>						
780905782 ROYCE SPECIAL EQUITY FUND	RYSEX	3,697.428	92,509.65 53,136.90	25.02 14.37	110.92	0.12
<b>** TOTAL MUTUAL FUNDS-EQUITY</b>		<b>SUB-TOTAL</b>	<b>1,157,187.28</b> <b>918,647.97</b>		<b>17,703.45</b> <b>0.00</b>	<b>1.53</b>
<b>* TOTAL MUTUAL FUNDS</b>			<b>1,884,556.39</b> <b>1,614,261.00</b>		<b>36,123.18</b> <b>844.82</b>	<b>1.92</b>
<b>GRAND TOTAL ASSETS</b>			<b>3,663,501.36</b> <b>2,943,369.89</b>		<b>71,655.80</b> <b>4,547.60</b>	<b>1.96</b>

DECEMBER 01, 2013 TO DECEMBER 31, 2013

ACCOUNT NAME: HAGAR RES CHARITABLE

ACCOUNT NUMBER: [REDACTED]

**TRANSACTION SUMMARY**

	CURRENT PERIOD			YEAR TO DATE		
	PRINCIPAL CASH	INCOME CASH	COST	PRINCIPAL CASH	INCOME CASH	COST
<b>BEGINNING BALANCE</b>	0.00	0.00	2,961,602.20	0.00	2,146.47	2,922,079.23
<b>RECEIPTS</b>						
INTEREST		606.75			718.11-	
DIVIDENDS	30,682.21	11,174.91		45,648.13	64,462.14	
OTHER RECEIPTS	6,407.41			30,471.35		
<b>TOTAL RECEIPTS</b>	<b>37,089.62</b>	<b>11,781.66</b>	<b>0.00</b>	<b>76,119.48</b>	<b>63,744.03</b>	<b>0.00</b>
<b>DISBURSEMENTS</b>						
CASH DISTRIBUTIONS	146,018.23-	16.38-		209,054.23-	15,815.68-	
FEES	1,242.46-	1,242.46-		14,224.55-	14,224.49-	
OTHER DISBURSEMENTS		6,407.41-		1,850.00-	30,471.35-	
<b>TOTAL DISBURSEMENTS</b>	<b>147,260.69-</b>	<b>7,666.25-</b>	<b>0.00</b>	<b>225,128.78-</b>	<b>60,511.52-</b>	<b>0.00</b>
<b>ASSETS PURCHASED</b>						
BUYS	506,658.03-		506,658.03	1,806,135.37-		1,806,135.37
<b>TOTAL ASSETS PURCHASED</b>	<b>506,658.03-</b>	<b>0.00</b>	<b>506,658.03</b>	<b>1,806,135.37-</b>	<b>0.00</b>	<b>1,806,135.37</b>
<b>ASSETS SOLD/MATURED</b>						
SALES	595,520.90		507,697.55-	1,930,513.36		1,765,592.38-
<b>TOTAL ASSETS SOLD/MATURED</b>	<b>595,520.90</b>	<b>0.00</b>	<b>507,697.55-</b>	<b>1,930,513.36</b>	<b>0.00</b>	<b>1,765,592.38-</b>
<b>CASH MANAGEMENT</b>						
WITHDRAWALS	21,308.20	4,115.41-	17,192.79-	24,631.31	5,378.99-	19,252.33-
<b>TOTAL CASH MANAGEMENT</b>	<b>21,308.20</b>	<b>4,115.41-</b>	<b>17,192.79-</b>	<b>24,631.31</b>	<b>5,378.99-</b>	<b>19,252.33-</b>
<b>ENDING BALANCE</b>	<b>0.00</b>	<b>0.00</b>	<b>2,843,369.89</b>	<b>0.00</b>	<b>0.00</b>	<b>2,943,369.89</b>

DECEMBER 01, 2013 TO DECEMBER 31, 2013

ACCOUNT NAME: HAGAR RES CHARITABLE  
ACCOUNT NUMBER: 7220000481

## TRANSACTION DETAIL

DATE	DESCRIPTION	PRINCIPAL CASH	INCOME CASH	COST	GAIN / LOSS
	<b>BEGINNING BALANCE</b>	0.00	0.00	2,961,602.20	
	<b>RECEIPTS</b>				
	<b>INTEREST</b>				
	166764AG5 CHEVRON CORPORATION 2.427% 06/24/2020-2020				
12/24/13	INTEREST 50,000 UNITS PAYABLE 12/24/2013		606.75		
	<b>TOTAL INTEREST</b>	0.00	606.75	0.00	0.00
	<b>DIVIDENDS</b>				
	025083791 AMERICAN CENTURY HERITAGE FUND - INVESTORS CLASS				
12/05/13	CAP GAINS DIVIDEND ON 2,255 938 SHS AT .1002 PER SHARE PAYABLE 12/04/2013 EFFECTIVE 12/04/2013	226.05			226.05
12/05/13	CAP GAINS DIVIDEND ON 2,255 938 SHS AT 3.5019 PER SHARE PAYABLE 12/04/2013 EFFECTIVE 12/04/2013	7,900.07			7,900.07
	032511107 ANADARKO PETROLEUM CORP W/1 RT/SH				
12/23/13	DIVIDEND ON 325 SHS AT 0.18 PER SHARE PAYABLE 12/23/2013		58.50		
	058498106 BALL CORP W/1 PFD STK PUR RT/SH				
12/16/13	DIVIDEND ON 410 SHS AT 0.13 PER SHARE PAYABLE 12/16/2013		53.30		
	136375102 CANADIAN NATL RAILWAY COM				
12/31/13	DIVIDEND ON 540 SHS AT .202219 PER SHARE PAYABLE 12/31/2013		109.20		
	156700106 CENTURYLINK INC				
12/06/13	DIVIDEND ON 475 SHS AT 0.54 PER SHARE PAYABLE 12/06/2013		256.50		
	166764100 CHEVRON CORPORATION				
12/10/13	DIVIDEND ON 190 SHS AT 1.00 PER SHARE PAYABLE 12/10/2013		190.00		