



See a Social Security Number? Say Something!  
Report Privacy Problems to <https://public.resource.org/privacy>  
Or call the IRS Identity Theft Hotline at 1-800-908-4490



Form

990-PF

Department of the Treasury  
Internal Revenue Service

Return of Private Foundation

or Section 4947(a)(1) Trust Treated as Private Foundation

Do not enter Social Security numbers on this form as it may be made public. By law, the IRS cannot redact the information on the form.

Information about Form 990-PF and its instructions is at [www.irs.gov/form990pf](http://www.irs.gov/form990pf).

OMB No 1545-0052







2013


Open to Public Inspection

For calendar year 2013, or tax year beginning 01-01-2013 , and ending 12-31-2013

Name of foundation FRANK M TAIT FOUNDATION		<b>A Employer identification number</b>  31-6037499	
Number and street (or P O box number if mail is not delivered to street address) 40 NORTH MAIN STREET SUITE 1530		Room/suite	
City or town, state or province, country, and ZIP or foreign postal code DAYTON, OH 45423		<b>B Telephone number</b> (see instructions)  (937) 222-2401	
<b>G</b> Check all that apply <div><input type="checkbox"/> Initial return</div> <div><input type="checkbox"/> Initial return of a former public charity</div> <div><input type="checkbox"/> Final return</div> <div><input type="checkbox"/> Amended return</div> <div><input checked="" type="checkbox"/> Address change</div> <div><input type="checkbox"/> Name change</div>		<b>C</b> If exemption application is pending, check here <input type="checkbox"/>	
<b>H</b> Check type of organization <input checked="" type="checkbox"/> Section 501(c)(3) exempt private foundation <input type="checkbox"/> Section 4947(a)(1) nonexempt charitable trust <input type="checkbox"/> Other taxable private foundation		<b>D 1.</b> Foreign organizations, check here <input type="checkbox"/> <b>2.</b> Foreign organizations meeting the 85% test, check here and attach computation <input type="checkbox"/>	
<b>I</b> Fair market value of all assets at end of year (from Part II, col. (c), line 16) <input checked="" type="checkbox"/> \$ 7,467,783		<b>E</b> If private foundation status was terminated under section 507(b)(1)(A), check here <input type="checkbox"/>	
<b>J</b> Accounting method <input type="checkbox"/> Cash <input checked="" type="checkbox"/> Accrual <input type="checkbox"/> Other (specify) _____ (Part I, column (d) must be on cash basis.)		<b>F</b> If the foundation is in a 60-month termination under section 507(b)(1)(B), check here <input type="checkbox"/>	

Part I Analysis of Revenue and Expenses (The total of amounts in columns (b), (c), and (d) may not necessarily equal the amounts in column (a) (see instructions) )		(a) Revenue and expenses per books	(b) Net investment income	(c) Adjusted net income	(d) Disbursements for charitable purposes (cash basis only)
Revenue	1 Contributions, gifts, grants, etc , received (attach schedule)				
	2 Check <input checked="" type="checkbox"/> if the foundation is <b>not</b> required to attach Sch B				
	3 Interest on savings and temporary cash investments	110	110		
	4 Dividends and interest from securities. . . . .	325,787	312,307		
	5a Gross rents . . . . .				
	b Net rental income or (loss) _____				
	6a Net gain or (loss) from sale of assets not on line 10	156,078			
	b Gross sales price for all assets on line 6a 1,494,123				
	7 Capital gain net income (from Part IV, line 2) . . .		157,928		
	8 Net short-term capital gain . . . . .				
	9 Income modifications . . . . .				
	10a Gross sales less returns and allowances				
Operating and Administrative Expenses	b Less Cost of goods sold . . . . .				
	c Gross profit or (loss) (attach schedule) . . . . .				
	11 Other income (attach schedule) . . . . .		1,013		
	12 <b>Total.</b> Add lines 1 through 11 . . . . .	481,975	471,358		
	13 Compensation of officers, directors, trustees, etc	40,008	4,001		36,007
	14 Other employee salaries and wages . . . . .				
	15 Pension plans, employee benefits . . . . .				
	16a Legal fees (attach schedule) . . . . .				
	b Accounting fees (attach schedule) . . . . .	9,750	4,875		4,875
	c Other professional fees (attach schedule) . . . . .	23,690	23,690		0
	17 Interest . . . . .				
	18 Taxes (attach schedule) (see instructions)	5,886	1,161		0
	19 Depreciation (attach schedule) and depletion . . .				
	20 Occupancy . . . . .	9,887	989		8,898
	21 Travel, conferences, and meetings . . . . .	1,559	156		1,403
	22 Printing and publications . . . . .				
	23 Other expenses (attach schedule) . . . . .	2,482	668		2,031
	24 <b>Total operating and administrative expenses.</b> Add lines 13 through 23 . . . . .	93,262	35,540		53,214
	25 Contributions, gifts, grants paid . . . . .	323,500			323,500
	26 <b>Total expenses and disbursements.</b> Add lines 24 and 25	416,762	35,540		376,714
	27 Subtract line 26 from line 12				
	a <b>Excess of revenue over expenses and disbursements</b>	65,213			
	b <b>Net investment income</b> (if negative, enter -0-)		435,818		
	c <b>Adjusted net income</b> (if negative, enter -0-)				

Part II Balance Sheets		Attached schedules and amounts in the description column should be for end-of-year amounts only (See instructions )	Beginning of year	End of year	
			(a) Book Value	(b) Book Value	(c) Fair Market Value
Assets	1	Cash—non-interest-bearing . . . . .	14,729	22,888	22,888
	2	Savings and temporary cash investments . . . . .	173,064	249,272	249,272
	3	Accounts receivable ▶ _____ Less allowance for doubtful accounts ▶ _____			
	4	Pledges receivable ▶ _____ Less allowance for doubtful accounts ▶ _____			
	5	Grants receivable . . . . .			
	6	Receivables due from officers, directors, trustees, and other disqualified persons (attach schedule) (see instructions) . . . . .			
	7	Other notes and loans receivable (attach schedule) ▶ _____ Less allowance for doubtful accounts ▶ _____			
	8	Inventories for sale or use . . . . .			
	9	Prepaid expenses and deferred charges . . . . .	560	560	560
	10a	Investments—U S and state government obligations (attach schedule)			
	b	Investments—corporate stock (attach schedule) . . . . .	4,364,443	 4,903,366	5,158,546
	c	Investments—corporate bonds (attach schedule). . . . .	1,905,978	 1,523,866	1,633,473
	11	Investments—land, buildings, and equipment basis ▶ _____ Less accumulated depreciation (attach schedule) ▶ _____			
	12	Investments—mortgage loans . . . . .			
	13	Investments—other (attach schedule) . . . . .	606,483	 456,444	433,311
	14	Land, buildings, and equipment basis ▶ _____ Less accumulated depreciation (attach schedule) ▶ _____			
15	Other assets (describe ▶ _____)	 -21,189	 -87,046	 -30,267	
16	Total assets (to be completed by all filers—see the instructions Also, see page 1, item I)	7,044,068	7,069,350	7,467,783	
Liabilities	17	Accounts payable and accrued expenses . . . . .	3,334	5,498	
	18	Grants payable . . . . .			
	19	Deferred revenue . . . . .			
	20	Loans from officers, directors, trustees, and other disqualified persons			
	21	Mortgages and other notes payable (attach schedule) . . . . .			
	22	Other liabilities (describe ▶ _____)			
	23	Total liabilities (add lines 17 through 22) . . . . .	3,334	5,498	
Net Assets or Fund Balances	Foundations that follow SFAS 117, check here ▶ <input type="checkbox"/> and complete lines 24 through 26 and lines 30 and 31.				
	24	Unrestricted . . . . .			
	25	Temporarily restricted . . . . .			
	26	Permanently restricted . . . . .			
	Foundations that do not follow SFAS 117, check here ▶ <input checked="" type="checkbox"/> and complete lines 27 through 31.				
	27	Capital stock, trust principal, or current funds . . . . .	9,387,008	9,500,991	
	28	Paid-in or capital surplus, or land, bldg , and equipment fund	0	0	
	29	Retained earnings, accumulated income, endowment, or other funds	-2,346,274	-2,437,139	
	30	Total net assets or fund balances (see page 17 of the instructions) . . . . .	7,040,734	7,063,852	
	31	Total liabilities and net assets/fund balances (see page 17 of the instructions) . . . . .	7,044,068	7,069,350	

Part III Analysis of Changes in Net Assets or Fund Balances		
1	Total net assets or fund balances at beginning of year—Part II, column (a), line 30 (must agree with end-of-year figure reported on prior year’s return) . . . . .	1 7,040,734
2	Enter amount from Part I, line 27a . . . . .	2 65,213
3	Other increases not included in line 2 (itemize) ▶ _____	3 0
4	Add lines 1, 2, and 3 . . . . .	4 7,105,947
5	Decreases not included in line 2 (itemize) ▶  _____	5 42,095
6	Total net assets or fund balances at end of year (line 4 minus line 5)—Part II, column (b), line 30 . . . . .	6 7,063,852

Part IV

Capital Gains and Losses for Tax on Investment Income

(a) List and describe the kind(s) of property sold (e g , real estate, 2-story brick warehouse, or common stock, 200 shs MLC Co )		(b) How acquired P—Purchase D—Donation	(c) Date acquired (mo , day, yr )	(d) Date sold (mo , day, yr )
1 a	PUBLICLY TRADED SECURITIES			
b	PARTNERSHIP GAINS AND LOSSES - NII	P		
c	CAPITAL GAIN DISTRIBUTIONS - NII	P		
d	PUBLICLY TRADED SECURITIES			
e				

(e) Gross sales price	(f) Depreciation allowed (or allowable)	(g) Cost or other basis plus expense of sale	(h) Gain or (loss) (e) plus (f) minus (g)
a 1,494,123		1,338,045	156,078
b			-919
c			2,876
d			-107
e			

Complete only for assets showing gain in column (h) and owned by the foundation on 12/31/69

(i) F M V as of 12/31/69	(j) Adjusted basis as of 12/31/69	(k) Excess of col (i) over col (j), if any	(l) Gains (Col (h) gain minus col (k), but not less than -0-) or Losses (from col (h))
a			156,078
b			-919
c			2,876
d			-107
e			

2 Capital gain net income or (net capital loss)	{ If gain, also enter in Part I, line 7 If (loss), enter -0- in Part I, line 7 }	2	157,928
3 Net short-term capital gain or (loss) as defined in sections 1222(5) and (6)  If gain, also enter in Part I, line 8, column (c) (see instructions) If (loss), enter -0- in Part I, line 8 . . . . .		3	

Part V

Qualification Under Section 4940(e) for Reduced Tax on Net Investment Income

(For optional use by domestic private foundations subject to the section 4940(a) tax on net investment income )

If section 4940(d)(2) applies, leave this part blank

Was the foundation liable for the section 4942 tax on the distributable amount of any year in the base period? ☐ Yes ☒ No

If "Yes," the foundation does not qualify under section 4940(e) Do not complete this part

1 Enter the appropriate amount in each column for each year, see page 18 of the instructions before making any entries

(a) Base period years Calendar year (or tax year beginning in)	(b) Adjusted qualifying distributions	(c) Net value of noncharitable-use assets	(d) Distribution ratio (col (b) divided by col (c))
2012	349,364	7,013,717	0 049812
2011	336,805	7,011,354	0 048037
2010	330,964	6,730,043	0 049177
2009	310,785	6,019,264	0 051632
2008	365,757	7,277,793	0 050257

2 Total of line 1, column (d). . . . .	2	0 248915
3 Average distribution ratio for the 5-year base period—divide the total on line 2 by 5, or by the number of years the foundation has been in existence if less than 5 years . . . . .	3	0 049783
4 Enter the net value of noncharitable-use assets for 2013 from Part X, line 5. . . . .	4	7,325,363
5 Multiply line 4 by line 3. . . . .	5	364,679
6 Enter 1% of net investment income (1% of Part I, line 27b). . . . .	6	4,358
7 Add lines 5 and 6. . . . .	7	369,037
8 Enter qualifying distributions from Part XII, line 4. . . . .	8	376,714

If line 8 is equal to or greater than line 7, check the box in Part VI, line 1b, and complete that part using a 1% tax rate See  
the Part VI instructions

Part VI Excise Tax Based on Investment Income (Section 4940(a), 4940(b), 4940(e), or 4948—see page 18 of the instructions)			
1a Exempt operating foundations described in section 4940(d)(2), check here <input type="checkbox"/> and enter "N/A" on line 1		1	4,358
Date of ruling or determination letter _____ (attach copy of letter if necessary—see instructions)			
b Domestic foundations that meet the section 4940(e) requirements in Part V, check here <input checked="" type="checkbox"/> and enter 1% of Part I, line 27b . . . . .			
c All other domestic foundations enter 2% of line 27b Exempt foreign organizations enter 4% of Part I, line 12, col (b)			
2 Tax under section 511 (domestic section 4947(a)(1) trusts and taxable foundations only Others enter -0-)		2	0
3 Add lines 1 and 2. . . . .		3	4,358
4 Subtitle A (income) tax (domestic section 4947(a)(1) trusts and taxable foundations only Others enter -0-)		4	0
5 Tax based on investment income. Subtract line 4 from line 3 If zero or less, enter -0- . . . . .		5	4,358
6 Credits/Payments			
a	2013 estimated tax payments and 2012 overpayment credited to 2013	6a	2,920
b	Exempt foreign organizations—tax withheld at source . . . . .	6b	
c	Tax paid with application for extension of time to file (Form 8868)	6c	
d	Backup withholding erroneously withheld . . . . .	6d	
7 Total credits and payments Add lines 6a through 6d. . . . .		7	2,920
8 Enter any penalty for underpayment of estimated tax Check here <input type="checkbox"/> if Form 2220 is attached		8	2
9 Tax due. If the total of lines 5 and 8 is more than line 7, enter amount owed . . . . .		9	1,440
10 Overpayment. If line 7 is more than the total of lines 5 and 8, enter the amount overpaid. . . . .		10	
11 Enter the amount of line 10 to be Credited to 2014 estimated tax Refunded		11	

Part VII-A Statements Regarding Activities			
1a During the tax year, did the foundation attempt to influence any national, state, or local legislation or did it participate or intervene in any political campaign? . . . . .		1a	No
b Did it spend more than \$100 during the year (either directly or indirectly) for political purposes (see page 19 of the instructions for definition)? . . . . .		1b	No
If the answer is "Yes" to 1a or 1b, attach a detailed description of the activities and copies of any materials published or distributed by the foundation in connection with the activities.			
c Did the foundation file Form 1120-POL for this year?. . . . .		1c	No
d Enter the amount (if any) of tax on political expenditures (section 4955) imposed during the year (1) On the foundation \$ 0 (2) On foundation managers \$ 0			
e Enter the reimbursement (if any) paid by the foundation during the year for political expenditure tax imposed on foundation managers \$ 0			
2 Has the foundation engaged in any activities that have not previously been reported to the IRS? . . . . .		2	No
If "Yes," attach a detailed description of the activities.			
3 Has the foundation made any changes, not previously reported to the IRS, in its governing instrument, articles of incorporation, or bylaws, or other similar instruments? If "Yes," attach a conformed copy of the changes . . . . .		3	No
4a Did the foundation have unrelated business gross income of \$1,000 or more during the year?. . . . .		4a	Yes
b If "Yes," has it filed a tax return on Form 990-T for this year?. . . . .		4b	Yes
5 Was there a liquidation, termination, dissolution, or substantial contraction during the year? . . . . .		5	No
If "Yes," attach the statement required by General Instruction T.			
6 Are the requirements of section 508(e) (relating to sections 4941 through 4945) satisfied either			
• By language in the governing instrument, or			
• By state legislation that effectively amends the governing instrument so that no mandatory directions that conflict with the state law remain in the governing instrument? . . . . .		6	Yes
7 Did the foundation have at least \$5,000 in assets at any time during the year? If "Yes," complete Part II, col. (c), and Part XV.		7	Yes
8a Enter the states to which the foundation reports or with which it is registered (see instructions)			
<input checked="" type="checkbox"/> OH			
b If the answer is "Yes" to line 7, has the foundation furnished a copy of Form 990-PF to the Attorney General (or designate) of each state as required by General Instruction G? If "No," attach explanation .		8b	Yes
9 Is the foundation claiming status as a private operating foundation within the meaning of section 4942(j)(3) or 4942(j)(5) for calendar year 2013 or the taxable year beginning in 2013 (see instructions for Part XIV)?			
If "Yes," complete Part XIV . . . . .		9	No
10 Did any persons become substantial contributors during the tax year? If "Yes," attach a schedule listing their names and addresses.		10	No

Part VII-A

Statements Regarding Activities *(continued)*

11	At any time during the year, did the foundation, directly or indirectly, own a controlled entity within the meaning of section 512(b)(13)? If "Yes," attach schedule (see instructions).	11		No
12	Did the foundation make a distribution to a donor advised fund over which the foundation or a disqualified person had advisory privileges? If "Yes," attach statement (see instructions)	12		No
13	Did the foundation comply with the public inspection requirements for its annual returns and exemption application?	13	Yes	
Website address N/A				
14	The books are in care of JENNIFER A ROER Telephone no (937) 222-2401 Located at 40 NORTH MAIN STREET SUITE 1530 DAYTON OH ZIP+4 45423			
15	Section 4947(a)(1) nonexempt charitable trusts filing Form 990-PF in lieu of Form 1041 —Check here and enter the amount of tax-exempt interest received or accrued during the year.	15		
16	At any time during calendar year 2013, did the foundation have an interest in or a signature or other authority over a bank, securities, or other financial account in a foreign country?	16	Yes	No
See instructions for exceptions and filing requirements for Form TD F 90-22.1 If "Yes", enter the name of the foreign country				

Part VII-B

Statements Regarding Activities for Which Form 4720 May Be Required

File Form 4720 if any item is checked in the "Yes" column, unless an exception applies.			Yes	No
1a	During the year did the foundation (either directly or indirectly) (1) Engage in the sale or exchange, or leasing of property with a disqualified person? <input type="checkbox"/> Yes <input checked="" type="checkbox"/> No (2) Borrow money from, lend money to, or otherwise extend credit to (or accept it from) a disqualified person?. <input type="checkbox"/> Yes <input checked="" type="checkbox"/> No (3) Furnish goods, services, or facilities to (or accept them from) a disqualified person? <input type="checkbox"/> Yes <input checked="" type="checkbox"/> No (4) Pay compensation to, or pay or reimburse the expenses of, a disqualified person? <input checked="" type="checkbox"/> Yes <input type="checkbox"/> No (5) Transfer any income or assets to a disqualified person (or make any of either available for the benefit or use of a disqualified person)?. <input type="checkbox"/> Yes <input checked="" type="checkbox"/> No (6) Agree to pay money or property to a government official? ( <b>Exception.</b> Check "No" if the foundation agreed to make a grant to or to employ the official for a period after termination of government service, if terminating within 90 days ). <input type="checkbox"/> Yes <input checked="" type="checkbox"/> No			
b	If any answer is "Yes" to 1a(1)–(6), did <b>any</b> of the acts fail to qualify under the exceptions described in Regulations section 53.4941(d)-3 or in a current notice regarding disaster assistance (see page 20 of the instructions)?. Organizations relying on a current notice regarding disaster assistance check here. <input checked="" type="checkbox"/>	1b		No
c	Did the foundation engage in a prior year in any of the acts described in 1a, other than excepted acts, that were not corrected before the first day of the tax year beginning in 2013?.	1c		No
2	Taxes on failure to distribute income (section 4942) (does not apply for years the foundation was a private operating foundation defined in section 4942(j)(3) or 4942(j)(5))			
a	At the end of tax year 2013, did the foundation have any undistributed income (lines 6d and 6e, Part XIII) for tax year(s) beginning before 2013?. If "Yes," list the years 20____, 20____, 20____, 20____ <input type="checkbox"/> Yes <input checked="" type="checkbox"/> No			
b	Are there any years listed in 2a for which the foundation is <b>not</b> applying the provisions of section 4942(a)(2) (relating to incorrect valuation of assets) to the year's undistributed income? (If applying section 4942(a)(2) to <b>all</b> years listed, answer "No" and attach statement—see instructions ).	2b		
c	If the provisions of section 4942(a)(2) are being applied to <b>any</b> of the years listed in 2a, list the years here 20____, 20____, 20____, 20____			
3a	Did the foundation hold more than a 2% direct or indirect interest in any business enterprise at any time during the year?. <input type="checkbox"/> Yes <input checked="" type="checkbox"/> No			
b	If "Yes," did it have excess business holdings in 2013 as a result of (1) any purchase by the foundation or disqualified persons after May 26, 1969, (2) the lapse of the 5-year period (or longer period approved by the Commissioner under section 4943(c)(7)) to dispose of holdings acquired by gift or bequest, or (3) the lapse of the 10-, 15-, or 20-year first phase holding period? ( <i>Use Schedule C, Form 4720, to determine if the foundation had excess business holdings in 2013.</i> )	3b		
4a	Did the foundation invest during the year any amount in a manner that would jeopardize its charitable purposes?	4a		No
b	Did the foundation make any investment in a prior year (but after December 31, 1969) that could jeopardize its charitable purpose that had not been removed from jeopardy before the first day of the tax year beginning in 2013?	4b		No

Part VII-B

Statements Regarding Activities for Which Form 4720 May Be Required (continued)

5a

During the year did the foundation pay or incur any amount to

(1) Carry on propaganda, or otherwise attempt to influence legislation (section 4945(e))?

☐ Yes ☒ No

(2) Influence the outcome of any specific public election (see section 4955), or to carry on, directly or indirectly, any voter registration drive?

☐ Yes ☒ No

(3) Provide a grant to an individual for travel, study, or other similar purposes?

☐ Yes ☒ No

(4) Provide a grant to an organization other than a charitable, etc , organization described in section 509(a)(1 ), (2), or (3), or section 4940(d)(2)? (see instructions).

☐ Yes ☒ No

(5) Provide for any purpose other than religious, charitable, scientific, literary, or educational purposes, or for the prevention of cruelty to children or animals?

☐ Yes ☒ No

b

If any answer is "Yes" to 5a(1)–(5), did **any** of the transactions fail to qualify under the exceptions described in Regulations section 53.4945 or in a current notice regarding disaster assistance (see instructions)?

5b

Organizations relying on a current notice regarding disaster assistance check here.

☒

c

If the answer is "Yes" to question 5a(4), does the foundation claim exemption from the tax because it maintained expenditure responsibility for the grant?

☐ Yes ☐ No

If "Yes," attach the statement required by Regulations section 53.4945–5(d).

6a

Did the foundation, during the year, receive any funds, directly or indirectly, to pay premiums on a personal benefit contract?

☐ Yes ☒ No

b

Did the foundation, during the year, pay premiums, directly or indirectly, on a personal benefit contract?

6b

No

If "Yes" to 6b, file Form 8870.

7a

At any time during the tax year, was the foundation a party to a prohibited tax shelter transaction?

☐ Yes ☒ No

b

If yes, did the foundation receive any proceeds or have any net income attributable to the transaction?

7b

Part VIII

Information About Officers, Directors, Trustees, Foundation Managers, Highly Paid Employees, and Contractors

1

List all officers, directors, trustees, foundation managers and their compensation (see instructions).

(a) Name and address	(b) Title, and average hours per week devoted to position	(c) Compensation (If not paid, enter -0-)	(d) Contributions to employee benefit plans and deferred compensation	(e) Expense account, other allowances
See Additional Data Table				

2

Compensation of five highest-paid employees (other than those included on line 1—see instructions). If none, enter "NONE."

(a) Name and address of each employee paid more than \$50,000	(b) Title, and average hours per week devoted to position	(c) Compensation	(d) Contributions to employee benefit plans and deferred compensation	(e) Expense account, other allowances
NONE				

Total number of other employees paid over \$50,000.

0

Form 990-PF (2013)

Part VIII

Information About Officers, Directors, Trustees, Foundation Managers, Highly Paid Employees, and Contractors (continued)

3 Five highest-paid independent contractors for professional services (see instructions). If none, enter "NONE".		
(a) Name and address of each person paid more than \$50,000	(b) Type of service	(c) Compensation
NONE		
Total number of others receiving over \$50,000 for professional services. . . . .		0

Part IX-A

Summary of Direct Charitable Activities

List the foundation's four largest direct charitable activities during the tax year. Include relevant statistical information such as the number of organizations and other beneficiaries served, conferences convened, research papers produced, etc	Expenses
1	
2	
3	
4	

Part IX-B

Summary of Program-Related Investments (see instructions)

Describe the two largest program-related investments made by the foundation during the tax year on lines 1 and 2	Amount
1	
2	
All other program-related investments. See page 24 of the instructions	
3	
Total. Add lines 1 through 3 . . . . .	0



Part X

Minimum Investment Return (All domestic foundations must complete this part. Foreign foundations, see instructions.)

1	Fair market value of assets not used (or held for use) directly in carrying out charitable, etc , purposes		
a	Average monthly fair market value of securities. . . . .	1a	7,116,779
b	Average of monthly cash balances. . . . .	1b	320,138
c	Fair market value of all other assets (see instructions). . . . .	1c	0
d	Total (add lines 1a, b, and c). . . . .	1d	7,436,917
e	Reduction claimed for blockage or other factors reported on lines 1a and 1c (attach detailed explanation). . . . .	1e	0
2	Acquisition indebtedness applicable to line 1 assets. . . . .	2	0
3	Subtract line 2 from line 1d. . . . .	3	7,436,917
4	Cash deemed held for charitable activities Enter 1 1/2% of line 3 (for greater amount, see instructions). . . . .	4	111,554
5	Net value of noncharitable-use assets. Subtract line 4 from line 3 Enter here and on Part V, line 4	5	7,325,363
6	Minimum investment return. Enter 5% of line 5. . . . .	6	366,268

Part XI

Distributable Amount (see instructions) (Section 4942(j)(3) and (j)(5) private operating foundations and certain foreign organizations check here ☐ and do not complete this part.)

1	Minimum investment return from Part X, line 6. . . . .	1	366,268
2a	Tax on investment income for 2013 from Part VI, line 5. . . . .	2a	4,358
b	Income tax for 2013 (This does not include the tax from Part VI ). . . . .	2b	
c	Add lines 2a and 2b. . . . .	2c	4,358
3	Distributable amount before adjustments Subtract line 2c from line 1. . . . .	3	361,910
4	Recoveries of amounts treated as qualifying distributions. . . . .	4	0
5	Add lines 3 and 4. . . . .	5	361,910
6	Deduction from distributable amount (see instructions). . . . .	6	0
7	Distributable amount as adjusted Subtract line 6 from line 5 Enter here and on Part XIII, line 1. . . . .	7	361,910

Part XII

Qualifying Distributions (see instructions)

1	Amounts paid (including administrative expenses) to accomplish charitable, etc , purposes		
a	Expenses, contributions, gifts, etc —total from Part I, column (d), line 26. . . . .	1a	376,714
b	Program-related investments—total from Part IX-B. . . . .	1b	0
2	Amounts paid to acquire assets used (or held for use) directly in carrying out charitable, etc , purposes. . . . .	2	
3	Amounts set aside for specific charitable projects that satisfy the		
a	Suitability test (prior IRS approval required). . . . .	3a	
b	Cash distribution test (attach the required schedule). . . . .	3b	
4	Qualifying distributions. Add lines 1a through 3b Enter here and on Part V, line 8, and Part XIII, line 4	4	376,714
5	Foundations that qualify under section 4940(e) for the reduced rate of tax on net investment income Enter 1% of Part I, line 27b (see instructions). . . . .	5	4,358
6	Adjusted qualifying distributions. Subtract line 5 from line 4. . . . .	6	372,356
Note: The amount on line 6 will be used in Part V, column (b), in subsequent years when calculating whether the foundation qualifies for the section 4940(e) reduction of tax in those years			

Part XIII

Undistributed Income (see instructions)

	(a) Corpus	(b) Years prior to 2012	(c) 2012	(d) 2013
1 Distributable amount for 2013 from Part XI, line 7				361,910
2 Undistributed income, if any, as of the end of 2013				
a Enter amount for 2012 only. . . . .			0	
b Total for prior years 20____, 20____, 20____		0		
3 Excess distributions carryover, if any, to 2013				
a From 2008. . . . .	5,675			
b From 2009. . . . .	13,380			
c From 2010. . . . .	48			
d From 2011. . . . .	5,423			
e From 2012. . . . .	4,460			
f Total of lines 3a through e. . . . .	28,986			
4 Qualifying distributions for 2013 from Part XII, line 4 ▶ \$ 376,714				
a Applied to 2012, but not more than line 2a			0	
b Applied to undistributed income of prior years (Election required—see instructions). . . . .		0		
c Treated as distributions out of corpus (Election required—see instructions). . . . .	0			
d Applied to 2013 distributable amount. . . . .				361,910
e Remaining amount distributed out of corpus	14,804			
5 Excess distributions carryover applied to 2013 (If an amount appears in column (d), the same amount must be shown in column (a).)	0			0
6 Enter the net total of each column as indicated below:				
a Corpus Add lines 3f, 4c, and 4e Subtract line 5	43,790			
b Prior years' undistributed income Subtract line 4b from line 2b. . . . .		0		
c Enter the amount of prior years' undistributed income for which a notice of deficiency has been issued, or on which the section 4942(a) tax has been previously assessed. . . . .		0		
d Subtract line 6c from line 6b Taxable amount—see instructions . . . . .		0		
e Undistributed income for 2012 Subtract line 4a from line 2a Taxable amount—see instructions . . . . .			0	
f Undistributed income for 2013 Subtract lines 4d and 5 from line 1 This amount must be distributed in 2014 . . . . .				0
7 Amounts treated as distributions out of corpus to satisfy requirements imposed by section 170(b)(1)(F) or 4942(g)(3) (see instructions). . . . .	0			
8 Excess distributions carryover from 2008 not applied on line 5 or line 7 (see instructions). . . .	5,675			
9 Excess distributions carryover to 2014. Subtract lines 7 and 8 from line 6a . . . . .	38,115			
10 Analysis of line 9				
a Excess from 2009. . . .	13,380			
b Excess from 2010. . . .	48			
c Excess from 2011. . . .	5,423			
d Excess from 2012. . . .	4,460			
e Excess from 2013. . . .	14,804			

## Part XIV

**1a** If the foundation has received a ruling or determination letter that it is a private operating foundation, and the ruling is effective for 2013, enter the date of the ruling. . . .

**b** Check box to indicate whether the organization is a private operating foundation described in section ☐ 4942(j)(3) or ☐ 4942(j)(5)

<b>2a</b> Enter the lesser of the adjusted net income from Part I or the minimum investment return from Part X for each year listed . . . . .	Tax year	Prior 3 years			<b>(e) Total</b>
	<b>(a)</b> 2013	<b>(b)</b> 2012	<b>(c)</b> 2011	<b>(d)</b> 2010	
<b>b</b> 85% of line 2a . . . . .					
<b>c</b> Qualifying distributions from Part XII, line 4 for each year listed . . . . .					
<b>d</b> Amounts included in line 2c not used directly for active conduct of exempt activities . . . . .					
<b>e</b> Qualifying distributions made directly for active conduct of exempt activities. Subtract line 2d from line 2c . . . . .					
<b>3</b> Complete 3a, b, or c for the alternative test relied upon					
<b>a</b> "Assets" alternative test—enter					
<b>(1)</b> Value of all assets . . . . .					
<b>(2)</b> Value of assets qualifying under section 4942(j)(3)(B)(i)					
<b>b</b> "Endowment" alternative test— enter 2/3 of minimum investment return shown in Part X, line 6 for each year listed. . . . .					
<b>c</b> "Support" alternative test—enter					
<b>(1)</b> Total support other than gross investment income (interest, dividends, rents, payments on securities loans (section 512(a)(5)), or royalties) . . . . .					
<b>(2)</b> Support from general public and 5 or more exempt organizations as provided in section 4942(j)(3)(B)(iii). . . . .					
<b>(3)</b> Largest amount of support from an exempt organization					
<b>(4)</b> Gross investment income					

**Part XV** **Supplementary Information** (Complete this part only if the organization had \$5,000 or more in assets at any time during the year—see instructions.)

**1 Information Regarding Foundation Managers:**

**a** List any managers of the foundation who have contributed more than 2% of the total contributions received by the foundation before the close of any tax year (but only if they have contributed more than \$5,000) (See section 507(d)(2) )

**b** List any managers of the foundation who own 10% or more of the stock of a corporation (or an equally large portion of the ownership of a partnership or other entity) of which the foundation has a 10% or greater interest

**2 Information Regarding Contribution, Grant, Gift, Loan, Scholarship, etc., Programs:**

Check here ☐ if the foundation only makes contributions to preselected charitable organizations and does not accept unsolicited requests for funds. If the foundation makes gifts, grants, etc. (see instructions) to individuals or organizations under other conditions, complete items 2a, b, c, and d.

**a** The name, address, and telephone number or e-mail address of the person to whom applications should be addressed

JENNIFER A ROER EXECUTIVE DIRECTOR  
40 NORTH MAIN STREET SUITE 1530  
DAYTON, OH 45423  
(937) 222-2401

**b** The form in which applications should be submitted and information and materials they should include

THE GRANT REQUESTOR MUST CONTACT THE OFFICE AT 937-222-2401 TO DISCUSS THE PROSPECTIVE GRANT PROPOSAL AND TO OBTAIN APPROVAL FOR ITS SUBSEQUENT SUBMISSION. FAXED OR E-MAILED GRANT PROPOSALS WILL NOT BE ACCEPTED. PROSPECTIVE GRANTEEES SHOULD OBTAIN A COMPLETE LIST OF THE INFORMATION AND MATERIALS REQUIRED TO BE INCLUDED IN THE GRANT PROPOSAL FROM THE FOUNDATION'S EXECUTIVE DIRECTOR.

**c** Any submission deadlines

GRANT REQUESTS ARE REVIEWED QUARTERLY CONFIRM 3/1, 5/1, 8/1, AND 11/1 DEADLINES WITH EX DIRECTOR

**d** Any restrictions or limitations on awards, such as by geographical areas, charitable fields, kinds of institutions, or other factors

THE TAIT FOUNDATION FOCUSES ON PROGRAMS THAT (1) DEVELOP YOUTH - PARTICULARLY EARLY CHILDHOOD DEVELOPMENT PROGRAMS AND (2) PROVIDE CULTURAL ENRICHMENT EXPERIENCES FOR UNDERSERVED YOUTH THE FOUNDATION SUPPORTS ORGANIZATIONS IN MONTGOMERY COUNTY, OHIO IT DOES NOT SUPPORT MEDICAL RESEARCH OR EQUIPMENT, OPERATING BUDGETS OR ANNUAL FUND DRIVES, EMERGENCY REQUESTS FOR CRASH PROGRAMS, ENDOWMENT FUNDS, RELIGIOUS PROGRAMS OR ACTIVITIES, OR LOBBYING OR PROPAGANDA ACTIVITIES

Part XV

Supplementary Information (continued)

3 Grants and Contributions Paid During the Year or Approved for Future Payment

Recipient	If recipient is an individual, show any relationship to any foundation manager or substantial contributor	Foundation status of recipient	Purpose of grant or contribution	Amount
Name and address (home or business)				
a Paid during the year See Additional Data Table				
Total . . . . .			3a	323,500
b Approved for future payment				
Total . . . . .			3b	0

Enter gross amounts unless otherwise indicated

## Part XVI-B Relationship of Activities to the Accomplishment of Exempt Purposes

Form **990-PF** (2013)

Part XVII

Information Regarding Transfers To and Transactions and Relationships With Noncharitable Exempt Organizations

1

Did the organization directly or indirectly engage in any of the following with any other organization described in section 501(c) of the Code (other than section 501(c)(3) organizations) or in section 527, relating to political organizations?

a

Transfers from the reporting foundation to a noncharitable exempt organization of

1

Cash.

1a(1)

No

2

Other assets.

1a(2)

No

b

Other transactions

1

Sales of assets to a noncharitable exempt organization.

1b(1)

No

2

Purchases of assets from a noncharitable exempt organization.

1b(2)

No

3

Rental of facilities, equipment, or other assets.

1b(3)

No

4

Reimbursement arrangements.

1b(4)

No

5

Loans or loan guarantees.

1b(5)

No

6

Performance of services or membership or fundraising solicitations.

1b(6)

No

c

Sharing of facilities, equipment, mailing lists, other assets, or paid employees.

1c

No

d

If the answer to any of the above is "Yes," complete the following schedule. Column (b) should always show the fair market value of the goods, other assets, or services given by the reporting foundation. If the foundation received less than fair market value in any transaction or sharing arrangement, show in column (d) the value of the goods, other assets, or services received.

(a) Line No	(b) Amount involved	(c) Name of noncharitable exempt organization	(d) Description of transfers, transactions, and sharing arrangements

2a

Is the foundation directly or indirectly affiliated with, or related to, one or more tax-exempt organizations described in section 501(c) of the Code (other than section 501(c)(3)) or in section 527?

☐ Yes

☒ No

b

If "Yes," complete the following schedule

(a) Name of organization	(b) Type of organization	(c) Description of relationship

Sign Here

Under penalties of perjury, I declare that I have examined this return, including accompanying schedules and statements, and to the best of my knowledge and belief, it is true, correct, and complete. Declaration of preparer (other than taxpayer or fiduciary) is based on all information of which preparer has any knowledge.

2014-05-13

Signature of officer or trustee

Title

May the IRS discuss this return with the preparer shown below (see instr.)?

☒ Yes

☐ No

Paid Preparer Use Only


Print/Type preparer's name KAREN O CRIM	Preparer's Signature	Date	Check if self-employed <input type="checkbox"/>	PTIN P00368385
Firm's name <input type="checkbox"/> BATTELLE RIPPE KINGSTON LLP			Firm's EIN <input type="checkbox"/> 31-0210560	
Firm's address <input type="checkbox"/> 2000 WEST DOROTHY LANE DAYTON, OH 45439			Phone no. (937) 298-0201	

Form 990-PF (2013)

Form 990PF Part VIII Line 1 - List all officers, directors, trustees, foundation managers and their compensation

(a) Name and address	(b) Title, and average hours per week devoted to position	(c) Compensation (If not paid, enter -0-)	(d) Contributions to employee benefit plans and deferred compensation	(e) Expense account, other allowances
IRVIN G BIESER JR 40 NORTH MAIN STREET SUITE 1530 DAYTON, OH 45423	CHAIR 1 00	0	0	0
THOMAS BREITENBACH 40 NORTH MAIN STREET SUITE 1530 DAYTON, OH 45423	TRUSTEE 1 00	0	0	0
ALLEN M HILL 40 NORTH MAIN STREET SUITE 1530 DAYTON, OH 45423	SECRETARY/TREASURER 1 00	0	0	0
R DANIEL SADLER 40 NORTH MAIN STREET SUITE 1530 DAYTON, OH 45423	TRUSTEE 1 00	0	0	0
JAMES M WOODHULL II 40 NORTH MAIN STREET SUITE 1530 DAYTON, OH 45423	TRUSTEE 1 00	0	0	0
JENNIFER A ROER 40 NORTH MAIN STREET SUITE 1530 DAYTON, OH 45423	EXECUTIVE DIRECTOR 20 00	40,008	0	0

Form 990PF Part XV Line 3 - Grants and Contributions Paid During the Year or Approved for Future Payment

Recipient	If recipient is an individual, show any relationship to any foundation manager or substantial contributor	Foundation status of recipient	Purpose of grant or contribution	Amount
Name and address (home or business)				
<b>a</b> Paid during the year				
4C FOR CHILDREN - MIAMI VALLEY 1000 N KEOWEE STREET DAYTON,OH 45404	NONE	PC	EARLY LITERACY PROJECT	30,000
AIR CAMP PO BOX 752332 DAYTON,OH 45475	NONE	PC	RESIDENTIAL STEM CAMP	20,000
BIG BROTHERS BIG SISTERS 2211 ARBOR BLVD DAYTON,OH 45439	NONE	PC	MENTORING PROGRAM FOR UNDERSERVED YOUTH	10,000
DAYTON ART INSTITUTE 456 BELMONTE PARK NORTH DAYTON,OH 45405	NONE	PC	EXPERIENCENTER EXHIBIT	15,000
DAYTON PERFORMING ARTS ALLIANCE 126 N MAIN STREET SUITE 200 DAYTON,OH 45402	NONE	PC	SCHOOL PARTNERS WITH ARTISTS REACHING KIDS (SPARK)	10,000
DAYTON SOCIETY OF NATURAL HISTORY 2600 DEWEESE PARKWAY DAYTON,OH 45414	NONE	PC	KIDSPRAYCE INTERACTIVE EARLY LEARNING EXHIBIT	50,000
EAST END COMMUNITY SERVICES 624 XENIA AVENUE DAYTON,OH 45410	NONE	PC	MIRACLE MAKERS AFTER SCHOOL PROGRAM	20,000
GOODWILLEASTER SEALS 1511 KUNTZ RD DAYTON,OH 45404	NONE	PC	FIRST BOOST SCREENING FOR PRE-SCHOOLERS	5,000
HUMAN RACE INC 126 N MAIN STREET SUITE 300 DAYTON,OH 45402	NONE	PC	SCHOLARSHIP FUND	3,500
MUSE MACHINE 126 N MAIN STREET SUITE 310 DAYTON,OH 45402	NONE	PC	ELEMENTARY ARTS EDUCATION PROGRAM	10,000
SINCLAIR COLLEGE COMMUNITY FOUNDATION 444 W THIRD ST DAYTON,OH 45402	NONE	PC	PROJECT READ	5,000
THINK TV 110 S JEFFERSON STREET DAYTON,OH 45402	NONE	PC	FILL STAR RATED CENTER SEATS	15,000
UNITED REHABILITATION SERVICES 4710 OLD TROY PIKE DAYTON,OH 45424	NONE	PC	SPECIAL NEEDS CHILD CARE STAFF TRAINING	5,000
UNIVERSITY OF DAYTON 300 COLLEGE PARK DAYTON,OH 45469	NONE	PC	READY SET SOAR	100,000
VICTORIA THEATRE ASSOCIATION 138 N MAIN STREET DAYTON,OH 45402	NONE	PC	THE TAIT FOUNDATION DISCOVERY THEATRE	25,000
<b>Total . . . . .</b>  <b>3a</b>				323,500



**TY 2013 Accounting Fees Schedule**

**Name:** FRANK M TAIT FOUNDATION

**EIN:** 31-6037499

Category	Amount	Net Investment Income	Adjusted Net Income	Disbursements for Charitable Purposes
ACCOUNTING FEES	9,750	4,875		4,875

**TY 2013 Investments Corporate  
Bonds Schedule**

**Name:** FRANK M TAIT FOUNDATION  
**EIN:** 31-6037499

Name of Bond	End of Year Book Value	End of Year Fair Market Value
CORPORATE BONDS	1,523,866	1,633,473

**TY 2013 Investments Corporate  
Stock Schedule****Name:** FRANK M TAIT FOUNDATION**EIN:** 31-6037499

Name of Stock	End of Year Book Value	End of Year Fair Market Value
PREFERRED STOCKS	1,873,101	1,650,151
COMMON STOCK	3,030,265	3,508,395

**TY 2013 Investments - Other Schedule****Name:** FRANK M TAIT FOUNDATION**EIN:** 31-6037499

Category / Item	Listed at Cost or FMV	Book Value	End of Year Fair Market Value
CERTIFICATES OF DEPOSIT (OVER 1 YEAR MATURITIES)	AT COST	300,000	317,219
EXCHANGE TRADED FUNDS	AT COST	156,444	116,092

## TY 2013 Other Assets Schedule

**Name:** FRANK M TAIT FOUNDATION

**EIN:** 31-6037499

Description	Beginning of Year - Book Value	End of Year - Book Value	End of Year - Fair Market Value
REFUNDABLE FEDERAL EXCISE TAX	1,550		
OPTION CONTRACTS	-22,739	-87,046	-30,267

**TY 2013 Other Decreases Schedule**

**Name:** FRANK M TAIT FOUNDATION

**EIN:** 31-6037499

Description	Amount
CUMULATIVE ADJUSTMENT OF PRIOR YEAR GAIN/LOSS ON INVESTMENTS	42,095

**TY 2013 Other Expenses Schedule****Name:** FRANK M TAIT FOUNDATION**EIN:** 31-6037499

Description	Revenue and Expenses per Books	Net Investment Income	Adjusted Net Income	Disbursements for Charitable Purposes
OFFICE EXPENSE	2,257	226		2,031
STATE OF OHIO FILING FEE	225	0		0
INVESTMENT EXPENSES	0	442		0

**TY 2013 Other Professional Fees Schedule**

**Name:** FRANK M TAIT FOUNDATION

**EIN:** 31-6037499

Category	Amount	Net Investment Income	Adjusted Net Income	Disbursements for Charitable Purposes
INVESTMENT ADVISOR FEES	23,690	23,690		0



**TY 2013 Taxes Schedule****Name:** FRANK M TAIT FOUNDATION**EIN:** 31-6037499

Category	Amount	Net Investment Income	Adjusted Net Income	Disbursements for Charitable Purposes
FEDERAL EXCISE TAX	4,725	0		0
FOREIGN TAXES	1,161	1,161		0

THE FRANK M TAIT FOUNDATION

## YOUR BUSINESS INVESTOR ACCOUNT ASSETS

<b>CASH/MONEY ACCOUNTS</b>						
Description	Quantity	Total Cost Basis	Estimated Market Price	Estimated Market Value	Estimated Annual Income	Est. Annual Yield%
CASH	1.56	1.56		<b>1.56</b>		
+ML BUS. DEPOSIT PROGRAM +FDIC INSURED NOT SIPC COVERED	249,271.00	249,271.00	1.0000	<b>249,271.00</b>	<b>75</b>	.03
<b>TOTAL</b>		<b>249,272.56</b>		<b>249,272.56</b>	<b>75</b>	<b>03</b>

<b>CDs/EQUIVALENTS</b>									
Description	Acquired	Quantity	Adjusted/Total Cost Basis	Estimated Market Price	Estimated Market Value	Unrealized Gain/(Loss)	Estimated Accrued Interest	Estimated Current Annual Income	Yield%
CD DISCOVER BANK GREENWOOD, DE (FMRLY IL) 05.050% JUL 02 2014 CUSIP: 25469JMV8	01/24/11	100,000	100,000.00	102.1760	<b>102,176.00</b>	2,176.00	2,518.08	<b>5,050</b>	4.94
CD CAPITAL ONE BK USA NA CD 05.100% JUL 02 2015 CUSIP: 14041A5D7	01/24/11	100,000	100,000.00	106.3350	<b>106,335.00</b>	6,335.00	2,543.01	<b>5,100</b>	4.79



THE FRANK M TAIT FOUNDATION

## YOUR BUSINESS INVESTOR ACCOUNT ASSETS

November 30, 2013 - December 31, 2013

<b>CDs/EQUIVALENTS</b> (continued)									
Description	Acquired	Quantity	Adjusted/Total Cost Basis	Estimated Market Price	Estimated Market Value	Unrealized Gain/(Loss)	Estimated Accrued Interest	Estimated Current Annual Income	Yield%
COMMERCIAL BANK	01/24/11	100,000	100,000.00	108.7080	<b>108,708.00</b>	8,708.00	328.77	<b>5,000</b>	4.59
CD 05.000% JUL 07 2016									
CUSIP: 201282BA7									
<b>TOTAL</b>		300,000	300,000.00		<b>317,219.00</b>	17,219.00	5,389.86	<b>15,150</b>	4.78
<b>CORPORATE BONDS</b>									
Description	Acquired	Quantity	Adjusted/Total Cost Basis	Estimated Market Price	Estimated Market Value	Unrealized Gain/(Loss)	Estimated Accrued Interest	Estimated Current Annual Income	Yield%
WELLS FARGO	01/30/09	100,000	99,633.00	103.7760	<b>103,776.00</b>	4,143.00	638.89	<b>5,000</b>	4.81
SUBORDINATED GLB 05.000% NOV 15 2014									
MOODY'S: A3 S&P: A CUSIP: 949746CRO									
Δ ADOBE SYSTEMS INC	06/07/11	50,000	50,735.31	102.7070	<b>51,353.50</b>	618.19	677.08	<b>1,625</b>	3.16
GLB 03.250% FEB 01 2015									
MOODY'S: BAA1 S&P: A- CUSIP: 00724FAA9									
ORIGINAL UNIT/TOTAL COST: 104.8300/52,415.00									
Δ REGIONS FINANCIAL CORP	04/26/11	25,000	25,360.51	106.5520	26,638.00	1,277.49	63.89	1,438	5.39
05.750% JUN 15 2015									
MOODY'S: BA1 S&P: BBB- CUSIP: 7591EPAG5									
ORIGINAL UNIT/TOTAL COST: 103.8500/25,962.50									
Δ REGIONS FINANCIAL CORP	05/10/11	50,000	50,890.88	106.5520	53,276.00	2,385.12	127.78	2,875	5.39
ORIGINAL UNIT/TOTAL COST: 104.7300/52,365.00									
Subtotal		75,000	76,251.39		<b>79,914.00</b>	3,662.61	191.67	<b>4,313</b>	5.39
NUVEEN INVESTMENTS	02/02/11	150,000	133,650.00	100.5000	150,750.00	17,100.00	2,429.17	8,250	5.47
SENIOR NOTES 05.500% SEP 15 2015									
MOODY'S: CAA2 S&P: CCC CUSIP: 67090FAB2									
Δ NUVEEN INVESTMENTS	07/01/13	50,000	50,478.97	100.5000	50,250.00	(228.97)	809.72	2,750	5.47
ORIGINAL UNIT/TOTAL COST: 101.2200/50,610.00									
Subtotal		200,000	184,128.97		<b>201,000.00</b>	16,871.03	3,238.89	<b>11,000</b>	5.47



THE FRANK M TAIT FOUNDATION

## YOUR BUSINESS INVESTOR ACCOUNT ASSETS

November 30, 2013 - December 31, 2013

<b>CORPORATE BONDS</b> (continued)									
Description	Acquired	Quantity	Adjusted/Total Cost Basis	Estimated Market Price	Estimated Market Value	Unrealized Gain/(Loss)	Estimated Accrued Interest	Estimated Current Annual Income	Yield%
Δ JEFFERIES GROUP INC 03.875% NOV 09 2015 MOODY'S: BAA3 S&P: BBB CUSIP: 472319AJ1 ORIGINAL UNIT/TOTAL COST: 101.2203/50,610.15	04/26/11	50,000	50,261.82	104.3310	<b>52,165.50</b>	1,903.68	279.86	<b>1,938</b>	3.71
Δ JEFFERIES GROUP INC 05.500% MAR 15 2016 MOODY'S: BAA3 S&P: BBB CUSIP: 472319AB8 ORIGINAL UNIT/TOTAL COST: 107.3680/107,368.00	02/01/11	100,000	103,354.54	108.0000	<b>108,000.00</b>	4,645.46	1,619.44	<b>5,500</b>	5.09
Δ UNITEDHEALTH GROUP 05.375% MAR 15 2016 MOODY'S: A3 S&P: A CUSIP: 91324PAQ5 ORIGINAL UNIT/TOTAL COST: 110.4270/110,427.00	02/09/11	100,000	104,722.74	109.4620	<b>109,462.00</b>	4,739.26	1,582.64	<b>5,375</b>	4.91
Δ LIBOR FLOATER ISS BAC CPN 5.1% THEN 3ML+1.5% DUE 4/27/16 PROT 100% MOODY'S: BAA2 S&P: A- CUSIP: 06048WLP3 ORIGINAL UNIT/TOTAL COST: 100.0000/100,000.00	04/20/12	100,000	98,197.02	98.7500	<b>98,750.00</b>	552.98	309.00	<b>1,738</b>	1.76
Δ BELLSOUTH CORP GLB 05.200% DEC 15 2016 MOODY'S: *** S&P: A- CUSIP: 079860AL6 ORIGINAL UNIT/TOTAL COST: 100.9956/100,995.62	01/30/09	100,000	100,535.45	110.5320	<b>110,532.00</b>	9,996.55	231.11	<b>5,200</b>	4.70
BANK OF AMERICA NA SUBORDINATED SER BKNT 05.300% MAR 15 2017 MOODY'S: BAA1 S&P: A- CUSIP: 06050TKN1	08/16/11	20,000	19,682.80	110.2220	<b>22,044.40</b>	2,361.60	312.11	<b>1,060</b>	4.80
Δ VERIZON COMMUNICATIONS 05.500% APR 01 2017 MOODY'S: BAA1 S&P: BBB+ CUSIP: 92343VAG9 ORIGINAL UNIT/TOTAL COST: 102.2364/102,236.41	02/11/09	100,000	101,260.18	112.7330	<b>112,733.00</b>	11,472.82	1,375.00	<b>5,500</b>	4.87

+

008



8442

4 of 29

THE FRANK M TAIT FOUNDATION

## YOUR BUSINESS INVESTOR ACCOUNT ASSETS

November 30, 2013 - December 31, 2013

<b>CORPORATE BONDS (continued)</b>									
Description	Acquired	Quantity	Adjusted/Total Cost Basis	Estimated Market Price	Estimated Market Value	Unrealized Gain/(Loss)	Estimated Accrued Interest	Estimated Current Annual Income	Yield%
Δ JANUS CAPITAL GROUP INC 06.700% JUN 15 2017 MOODY'S: BAA3 S&P: BBB- CUSIP: 47102XAF2 ORIGINAL UNIT/TOTAL COST: 107.5900/107,590.00	02/01/11	100,000	104,430.12	111.3580	<b>111,358.00</b>	6,927.88	297.78	<b>6,700</b>	6.01
Δ MERRILL LYNCH & CO GLB 06.400% AUG 28 2017 MOODY'S: BAA2 S&P: A- CUSIP: 59018YJ69 ORIGINAL UNIT/TOTAL COST: 108.6195/54,309.75	02/09/11	50,000	52,575.15	115.2910	<b>57,645.50</b>	5,070.35	1,093.33	<b>3,200</b>	5.55
Δ CREDIT SUISSE NEW YORK SUBORDINATED GLB 06.000% FEB 15 2018 MOODY'S: BAA2 S&P: BBB- CUSIP: 22541HCC4 ORIGINAL UNIT/TOTAL COST: 100.3347/150,502.05	10/18/11	150,000	150,348.04	115.7890	<b>173,683.50</b>	23,335.46	3,400.00	<b>9,000</b>	5.18
Δ MORGAN STANLEY SER GMTN GLB 05.500% JAN 26 2020 MOODY'S: BAA2 S&P: A- CUSIP: 61747YCM5 ORIGINAL UNIT/TOTAL COST: 103.0539/103,053.90	06/07/11	100,000	102,280.72	112.2570	<b>112,257.00</b>	9,976.28	2,368.06	<b>5,500</b>	4.89
EBAY INC 03.250% OCT 15 2020 MOODY'S: A2 S&P: A CUSIP: 278642AC7 PAR CALL DATE: 07/15/20 PAR CALL PRICE: 100.00	09/13/11	100,000	99,273.00	101.7360	<b>101,736.00</b>	2,463.00	686.11	<b>3,250</b>	3.19
Δ CHUBB CORP JR SUBORDINATED VAR%MAR 29 2067 MOODY'S: A3 S&P: A- CUSIP: 171232AP6 PAR CALL DATE: 04/15/17 PAR CALL PRICE: 100.00 ORIGINAL UNIT/TOTAL COST: 104.9995/26,249.88	07/28/11	25,000	26,195.67	108.2500	<b>27,062.50</b>	866.83	336.46	<b>1,594</b>	5.88
<b>TOTAL</b>		1,520,000	1,523,865.92		<b>1,633,472.90</b>	109,606.98	18,637.43	<b>77,493</b>	4.74

+

THE FRANK M TAIT FOUNDATION

## YOUR BUSINESS INVESTOR ACCOUNT ASSETS

November 30, 2013 - December 31, 2013

<b>PREFERRED STOCKS</b>									
Description	Acquired	Quantity	Adjusted/Total Cost Basis	Estimated Market Price	Estimated Market Value	Unrealized Gain/(Loss)	Estimated Accrued Interest	Estimated Current Annual Income	Yield%
AEGON NV PFD STOCK 7.25% PERP CAP SECS MOODY'S: BAA1 S&P: BBB CINS: N00927348	07/25/13	1,000	25,269.95	25.3700	<b>25,370.00</b>	100.05		<b>1,812</b>	7.14
AFLAC INC NEW MONEY 05.500% SEP 15 2052 MOODY'S: BAA1 S&P: BBB CUSIP: 001055300	11/15/12	1,250	31,294.00	21.2200	26,525.00	(4,769.00)		1,719	6.47
AFLAC INC 03/11/13		1,500	39,271.20	21.2200	31,830.00	(7,441.20)		2,063	6.47
AFLAC INC 06/24/13		500	11,939.39	21.2200	10,610.00	(1,329.39)		688	6.47
Subtotal		3,250	82,504.59		<b>68,965.00</b>	(13,539.59)		<b>4,470</b>	6.47
BANK OF NEW YORK MELLON SERIES C NON-CUM PFD STK 5.20% PERPETUAL MOODY'S: BAA2 S&P: BBB CUSIP: 064058209	12/03/12	1,000	24,929.99	20.7500	20,750.00	(4,179.99)		1,301	6.26
BANK OF NEW YORK MELLON 01/28/13		5,000	126,349.76	20.7500	103,750.00	(22,599.76)		6,501	6.26
Subtotal		6,000	151,279.75		<b>124,500.00</b>	(26,779.75)		<b>7,802</b>	6.26
BARCLAYS BANK PLC AMERICAN DEP SHRS SRS 5 8.125% NON CUM PERP MOODY'S: BA2 S&P: BBB CUSIP: 06739H362	02/01/11	1,200	31,032.00	25.3700	30,444.00	(588.00)		2,438	8.00
BARCLAYS BANK PLC 08/26/11		200	4,998.70	25.3700	5,074.00	75.30		407	8.00
BARCLAYS BANK PLC 09/13/11		200	4,608.00	25.3700	5,074.00	466.00		407	8.00
Subtotal		1,600	40,638.70		<b>40,592.00</b>	(46.70)		<b>3,252</b>	8.00
BB&T CORPORATION SER E NON-CUM PFD STK 5.625% PERPETUAL MOODY'S: BAA2 S&P: BBB CUSIP: 054937404	08/03/12	8,365	211,949.02	20.3500	<b>170,227.75</b>	(41,721.27)		<b>11,762</b>	6.90
DU PONT E I DE NEMOURS & COMPANY PFD CUM SER B \$4.50 MOODY'S: *** S&P: BBB+ CUSIP: 263534307	02/01/11	500	45,795.00	85.5000	42,750.00	(3,045.00)		2,251	5.26
DU PONT E I DE NEMOURS 02/01/11		300	27,477.00	85.5000	25,650.00	(1,827.00)		1,351	5.26



THE FRANK M TAIT FOUNDATION

## YOUR BUSINESS INVESTOR ACCOUNT ASSETS

November 30, 2013 - December 31, 2013

<b>PREFERRED STOCKS</b> (continued)									
Description	Acquired	Quantity	Adjusted/Total Cost Basis	Estimated Market Price	Estimated Market Value	Unrealized Gain/(Loss)	Estimated Accrued Interest	Estimated Current Annual Income	Yield%
DU PONT E I DE NEMOURS	02/01/11	500	45,798.00	85.5000	42,750.00	(3,048.00)		2,251	5.26
DU PONT E I DE NEMOURS	02/25/11	200	17,708.00	85.5000	17,100.00	(608.00)		901	5.26
Subtotal		1,500	136,778.00		<b>128,250.00</b>	(8,528.00)		<b>6,754</b>	5.26
GOLDMAN SACHS GROUP INC	02/01/11	1,500	36,435.00	24.3600	36,540.00	105.00		2,297	6.28
\$25 PAR SENIOR NOTES 6.125% NOV 01 2060									
MOODY'S: BAA1 S&P: A- CUSIP: 38145X111									
GOLDMAN SACHS GROUP INC	02/18/11	1,000	24,144.00	24.3600	24,360.00	216.00		1,531	6.28
GOLDMAN SACHS GROUP INC	02/25/11	500	12,119.60	24.3600	12,180.00	60.40		766	6.28
GOLDMAN SACHS GROUP INC	03/29/11	1,200	29,208.00	24.3600	29,232.00	24.00		1,838	6.28
GOLDMAN SACHS GROUP INC	05/02/11	800	19,784.00	24.3600	19,488.00	(296.00)		1,225	6.28
Subtotal		5,000	121,690.60		<b>121,800.00</b>	109.40		<b>7,657</b>	6.28
GOLDMAN SACHS GROUP INC	02/01/11	1,000	21,657.60	18.0500	18,050.00	(3,607.60)		947	5.24
3M LIBOR +75, 3.75% FLR NON-CUM FLOAT RATE PFD									
MOODY'S: BA2 S&P: BB+ CUSIP: 38143Y665									
GOLDMAN SACHS GROUP INC	06/28/11	500	10,535.00	18.0500	9,025.00	(1,510.00)		474	5.24
GOLDMAN SACHS GROUP INC	07/27/11	250	5,200.00	18.0500	4,512.50	(687.50)		237	5.24
GOLDMAN SACHS GROUP INC	08/26/11	250	4,834.80	18.0500	4,512.50	(322.30)		237	5.24
Subtotal		2,000	42,227.40		<b>36,100.00</b>	(6,127.40)		<b>1,895</b>	5.24
HSBC HLDGS PLC	02/01/11	1,000	27,320.00	26.9400	<b>26,940.00</b>	(380.00)		<b>2,000</b>	7.42
SERIES 08.00% PFD STK									
MOODY'S: BAA2 S&P: BBB+ CUSIP: 404280802									
JPMORGAN CHASE & CO.	10/01/12	5,000	125,200.00	20.5700	102,850.00	(22,350.00)		6,876	6.68
SERIES O NON-CUM 5.50% PFD STK PERPETUAL									
MOODY'S: BA1 S&P: BBB CUSIP: 48126E750									
JPMORGAN CHASE & CO.	03/07/13	1,000	25,160.00	20.5700	20,570.00	(4,590.00)		1,375	6.68
Subtotal		6,000	150,360.00		<b>123,420.00</b>	(26,940.00)		<b>8,251</b>	6.68

THE FRANK M TAIT FOUNDATION

YOUR BUSINESS INVESTOR ACCOUNT ASSETS

November 30, 2013- December 31, 2013

<b>PREFERRED STOCKS</b> (continued)									
Description	Acquired	Quantity	Adjusted/Total Cost Basis	Estimated Market Price	Estimated Market Value	Unrealized Gain/(Loss)	Estimated Accrued Interest	Estimated Current Annual Income	Yield%
ML PFD CAPITAL TRUST III PFD STOCK 07.3750% SEP 15 2062 MOODY'S: BA1 S&P: BB+ CUSIP: 59025D207	02/01/11	2,000	50,358.00	25.2500	50,500.00	142.00		3,686	7.29
ML PFD CAPITAL TRUST III	02/01/11	2,000	50,367.00	25.2500	50,500.00	133.00		3,686	7.29
ML PFD CAPITAL TRUST III	02/01/11	2,200	55,418.00	25.2500	55,550.00	132.00		4,055	7.29
ML PFD CAPITAL TRUST III	02/01/11	2,000	50,338.00	25.2500	50,500.00	162.00		3,686	7.29
ML PFD CAPITAL TRUST III	02/25/11	300	7,557.00	25.2500	7,575.00	18.00		553	7.29
Subtotal		8,500	214,038.00		214,625.00	587.00		15,666	7.29
PRUDENTIAL FINANCIAL INC JUNIOR SUB NOTES 5.70% DUE 3/15/2053 MOODY'S: BAA2 S&P: BBB+ CUSIP: 744320706	03/07/13	2,550	63,750.00	20.8400	53,142.00	(10,608.00)		3,634	6.83
PRUDENTIAL FINANCIAL INC	03/07/13	1,900	47,500.00	20.8400	39,596.00	(7,904.00)		2,708	6.83
PRUDENTIAL FINANCIAL INC	03/07/13	810	20,250.00	20.8400	16,880.40	(3,369.60)		1,155	6.83
PRUDENTIAL FINANCIAL INC	03/07/13	720	18,000.00	20.8400	15,004.80	(2,995.20)		1,026	6.83
PRUDENTIAL FINANCIAL INC	03/07/13	390	9,750.00	20.8400	8,127.60	(1,622.40)		556	6.83
PRUDENTIAL FINANCIAL INC	03/07/13	60	1,500.00	20.8400	1,250.40	(249.60)		86	6.83
Subtotal		6,430	160,750.00		134,001.20	(26,748.80)		9,165	6.83
QWEST CORPORATION SENIOR NOTES 6.125% DUE 6/1/2053 MOODY'S: BAA3 S&P: BBB- CUSIP: 74913G600	05/14/13	3,500	87,500.00	18.9500	66,325.00	(21,175.00)		5,359	8.07
REGIONS FINANCIAL CORP NEW MONEY SER A 06 375% PERPETUAL MOODY'S: B1 S&P: BB CUSIP: 7591EP308	03/05/13	500	12,677.90	22.1500	11,075.00	(1,602.90)		797	7.19
SOUTHERN CAL ED NEWM VAR%DEC 31 2049 MOODY'S: BAA2 S&P: BBB- CUSIP: 842400756 PAR CALL DATE: 04/30/10 PAR CALL PRICE: 100.00	07/26/12	400	39,896.00	100.8750	40,350.00	454.00		2,028	5.02

+

008



8442

8 of 29

51M



THE FRANK M TAIT FOUNDATION

## YOUR BUSINESS INVESTOR ACCOUNT ASSETS

November 30, 2013 - December 31, 2013

<b>PREFERRED STOCKS</b> (continued)									
Description	Acquired	Quantity	Adjusted/Total Cost Basis	Estimated Market Price	Estimated Market Value	Unrealized Gain/(Loss)	Estimated Accrued Interest	Estimated Current Annual Income	Yield%
STATE STREET CORP SERIES C NON-CUM 5.25% PERPETUAL PFD STK MOODY'S: BAA2 S&P: BBB+ CUSIP: 857477509	12/18/12	1,000	25,040.00	20.7000	<b>20,700.00</b>	(4,340.00)		<b>1,313</b>	6.33
TELEPHONE & DATA SYSTEM \$25 PAR SENIOR NOTES 7.00% MARCH 15 2060 MOODY'S: BAA2 S&P: BBB- CUSIP: 879433837	06/16/11	1,300	32,727.50	23.1000	<b>30,030.00</b>	(2,697.50)		<b>2,276</b>	7.57
U.S.BANCORP SERIES H NON-CUM 5.15% PFD STK PERPETUAL MOODY'S: BAA1 S&P: BBB+ CUSIP: 902973791	04/29/13	7,000	175,000.00	19.9700	<b>139,790.00</b>	(35,210.00)		<b>9,010</b>	6.44
WELLS FARGO & CO NEW SER J 08.000% PERPETUAL MOODY'S: BAA3 S&P: BBB+ CUSIP: 949746879	02/01/11	2,750	75,997.90	27.9600	<b>76,890.00</b>	892.10		<b>5,501</b>	7.15
WELLS FARGO & COMPANY CLASS A PFD STK SERIES N 5.20% NON-CUM PERPETUAL MOODY'S: BAA3 S&P: BBB+ CUSIP: 949746747	06/11/13	2,500	59,455.43	20.0800	<b>50,200.00</b>	(9,255.43)		<b>3,250</b>	6.47
<b>TOTAL</b>		<b>69,595</b>	<b>1,873,100.74</b>		<b>1,650,150.95</b>	<b>(222,949.79)</b>		<b>110,020</b>	<b>6.67</b>

PLEASE REFER TO NOTES BELOW FOR INFORMATION REGARDING CREDIT RATINGS.

EQUITIES				Unit	Total	Estimated	Estimated	Unrealized	Estimated Current	
Description	Symbol	Acquired	Quantity	Cost Basis	Cost Basis	Market Price	Market Value	Gain/(Loss)	Annual Income	Yield%
ABBOTT LABS	ABT	02/01/11	350	21.7836	7,624.29	38.3300	13,415.50	5,791.21	309	2.29
		01/14/13	400	33.3400	13,336.00	38.3300	15,332.00	1,996.00	353	2.29
Subtotal			750		20,960.29		28,747.50	7,787.21	662	2.29
ABBVIE INC SHS	ABBV	02/01/11	350	23.6225	8,267.90	52.8100	18,483.50	10,215.60	560	3.02

+

## YOUR BUSINESS INVESTOR ACCOUNT ASSETS

November 30, 2013 - December 31, 2013

EQUITIES (continued)				Unit	Total	Estimated	Estimated	Unrealized	Estimated Current	
Description	Symbol	Acquired	Quantity	Cost Basis	Cost Basis	Market Price	Market Value	Gain/(Loss)	Annual Income	Yield%
AGNICO EAGLE MINES LTD	AEM	02/01/11	250	70.3838	17,595.95	26.3800	6,595.00	(11,000.95)	220	3.33
		04/15/11	250	65.5064	16,376.60	26.3800	6,595.00	(9,781.60)	220	3.33
		05/10/11	250	64.6554	16,163.85	26.3800	6,595.00	(9,568.85)	220	3.33
Subtotal			750		50,136.40		19,785.00	(30,351.40)	660	3.33
AMN ELEC POWER CO	AEP	07/26/12	1,500	41.8967	62,845.05	46.7400	70,110.00	7,264.95	3,001	4.27
ANNALY CAP MGMT INC	NLY	02/01/11	4,200	17.9475	75,379.50	9.9700	41,874.00	(33,505.50)	5,040	12.03
		02/11/11	800	18.0075	14,406.00	9.9700	7,976.00	(6,430.00)	960	12.03
		02/18/11	500	17.5895	8,794.75	9.9700	4,985.00	(3,809.75)	600	12.03
		06/26/13	5,500	12.9700	71,335.00	9.9700	54,835.00	(16,500.00)	6,600	12.03
Subtotal			11,000		169,915.25		109,670.00	(60,245.25)	13,200	12.03
APPLE INC	AAPL	07/26/12	30	574.8100	17,244.30	561.0200	16,830.60	(413.70)	366	2.17
BANK OF AMERICA CORP	BAC	02/01/11	6,000	14.3600	86,160.00	15.5700	93,420.00	7,260.00	240	.25
		08/25/11	1,000	8.3200	8,320.00	15.5700	15,570.00	7,250.00	40	.25
		08/26/11	1,000	7.8600	7,860.00	15.5700	15,570.00	7,710.00	40	.25
		11/15/11	700	12.0700	8,449.01	15.5700	10,899.00	2,449.99	28	.25
		11/18/11	5,300	12.0662	63,951.11	15.5700	82,521.00	18,569.89	212	.25
Subtotal			14,000		174,740.12		217,980.00	43,239.88	560	.25
BAYERISCHE MOTOREN WERK	BAMXF	06/01/11	150	87.0900	13,063.50	117.8160	17,672.40	4,608.90		
1 EUR PAR ORDINARY		07/26/12	100	70.3680	7,036.80	117.8160	11,781.60	4,744.80		
EST MKT PRICE AS OF 12/30/13		09/05/12	100	69.2000	6,920.00	117.8160	11,781.60	4,861.60		
Subtotal			350		27,020.30		41,235.60	14,215.30		
BLACKROCK INC	BLK	02/25/11	125	202.9860	25,373.25	316.4700	39,558.75	14,185.50	840	2.12
		03/29/11	75	186.1830	13,963.73	316.4700	23,735.25	9,771.52	504	2.12
Subtotal			200		39,336.98		63,294.00	23,957.02	1,344	2.12
BP PLC SPON ADR	BP	03/01/11	1,000	54.7617	54,761.74	48.6100	48,610.00	(6,151.74)	2,280	4.69
		10/21/11	1,000	41.9800	41,980.06	48.6100	48,610.00	6,629.94	2,280	4.69
Subtotal			2,000		96,741.80		97,220.00	478.20	4,560	4.69

00-17-515018-5000 (06/20/11)



THE FRANK M TAIT FOUNDATION

## YOUR BUSINESS INVESTOR ACCOUNT ASSETS

November 30, 2013 - December 31, 2013

<b>EQUITIES</b> (continued)									
Description	Symbol	Acquired	Quantity	Unit Cost Basis	Total Cost Basis	Estimated Market Price	Estimated Market Value	Unrealized Gain/(Loss)	Estimated Current Annual Income Yield%
BRISTOL-MYERS SQUIBB CO	BMJ	02/01/11	2,155	25.4078	54,754.02	53.1500	<b>114,538.25</b>	59,784.23	<b>3,104</b> 2.70
CALAMOS ASSET MGMT INC CL A	CLMS	05/08/13	8,230	10.9703	90,286.39	11.8400	<b>97,443.20</b>	7,156.81	<b>4,116</b> 4.22
CENTURYLINK INC SHS	CTL	07/20/11	500	37.9841	18,992.05	31.8500	15,925.00	(3,067.05)	1,080 6.78
		08/12/11	200	34.6908	6,938.16	31.8500	6,370.00	(568.16)	432 6.78
<i>Subtotal</i>			700		25,930.21		<b>22,295.00</b>	<b>(3,635.21)</b>	<b>1,512</b> 6.78
CISCO SYSTEMS INC COM	CSCO	03/21/11	1,000	17.5397	17,539.70	22.4300	22,430.00	4,890.30	681 3.03
		10/21/11	5,000	19.0100	95,050.10	22.4300	112,150.00	17,099.90	3,401 3.03
<i>Subtotal</i>			6,000		112,589.80		<b>134,580.00</b>	21,990.20	<b>4,082</b> 3.03
CITIGROUP INC COM NEW	C	02/01/11	1,000	49.3000	49,300.00	52.1100	52,110.00	2,810.00	41 .07
		01/20/12	2,000	44.6600	89,320.02	52.1100	104,220.00	14,899.98	81 .07
<i>Subtotal</i>			3,000		138,620.02		<b>156,330.00</b>	17,709.98	<b>122</b> .07
COCA COLA COM	KO	02/01/11	600	31.5323	18,919.38	41.3100	<b>24,786.00</b>	5,866.62	<b>672</b> 2.71
DOMINION RES INC NEW VA	D	05/12/11	500	47.7557	23,877.85	64.6900	<b>32,345.00</b>	8,467.15	<b>1,125</b> 3.47
DOW CHEMICAL CO	DOW	02/01/11	2,000	36.6399	73,279.80	44.4000	88,800.00	15,520.20	2,561 2.88
		06/01/11	500	35.4861	17,743.05	44.4000	22,200.00	4,456.95	640 2.88
		08/26/11	300	26.6645	7,999.35	44.4000	13,320.00	5,320.65	384 2.88
<i>Subtotal</i>			2,800		99,022.20		<b>124,320.00</b>	25,297.80	<b>3,585</b> 2.88
ENERGY TRANSFER PTNRS LP	ETP	02/01/11	750	54.4489	40,836.68	57.2500	42,937.50	2,100.82	2,715 6.32
		04/15/11	200	52.8746	10,574.92	57.2500	11,450.00	875.08	724 6.32
		05/27/11	250	47.6799	11,919.98	57.2500	14,312.50	2,392.52	905 6.32
		06/01/11	300	47.2726	14,181.78	57.2500	17,175.00	2,993.22	1,086 6.32
		07/20/11	250	47.6126	11,903.15	57.2500	14,312.50	2,409.35	905 6.32
		09/13/11	250	43.5400	10,885.00	57.2500	14,312.50	3,427.50	905 6.32
		07/26/12	250	44.6703	11,167.58	57.2500	14,312.50	3,144.92	905 6.32
<i>Subtotal</i>			2,250		111,469.09		<b>128,812.50</b>	17,343.41	<b>8,145</b> 6.32
EXXON MOBIL CORP COM	XOM	02/01/11	300	83.6200	25,086.00	101.2000	<b>30,360.00</b>	5,274.00	<b>756</b> 2.49



## YOUR BUSINESS INVESTOR ACCOUNT ASSETS

November 30, 2013 - December 31, 2013

EQUITIES (continued)				Unit	Total	Estimated	Estimated	Unrealized	Estimated Current	
Description	Symbol	Acquired	Quantity	Cost Basis	Cost Basis	Market Price	Market Value	Gain/(Loss)	Annual Income	Yield%
FIRSTENERGY CORP	FE	01/18/12	500	42.0645	21,032.25	32.9800	16,490.00	(4,542.25)	1,100	6.67
		09/12/12	500	42.5799	21,289.98	32.9800	16,490.00	(4,799.98)	1,100	6.67
		12/04/13	2,315	32.3980	75,001.60	32.9800	76,348.70	1,347.10	5,093	6.67
Subtotal			3,315		117,323.83		109,328.70	(7,995.13)	7,293	6.67
FREEMPT-MCMRAN CPR & GLD	FCX	02/25/11	150	52.6200	7,893.00	37.7400	5,661.00	(2,232.00)	188	3.31
		05/10/11	250	52.1656	13,041.40	37.7400	9,435.00	(3,606.40)	313	3.31
Subtotal			400		20,934.40		15,096.00	(5,838.40)	501	3.31
GOLDMAN SACHS GROUP INC	GS	04/11/12	400	124.8104	49,924.16	177.2600	70,904.00	20,979.84	880	1.24
HEINEKEN N V ADR	HEINY	02/01/11	1,000	26.0300	26,030.00	33.7600	33,760.00	7,730.00	477	1.41
		09/13/11	250	22.8900	5,722.50	33.7600	8,440.00	2,717.50	120	1.41
Subtotal			1,250		31,752.50		42,200.00	10,447.50	597	1.41
INTEL CORP	INTC	07/26/12	800	25.5575	20,446.00	25.9550	20,764.00	318.00	720	3.46
		09/12/12	400	23.3050	9,322.00	25.9550	10,382.00	1,060.00	360	3.46
Subtotal			1,200		29,768.00		31,146.00	1,378.00	1,080	3.46
JANUS CAPITAL GROUP INC	JNS	07/18/11	1,000	8.7600	8,760.00	12.3700	12,370.00	3,610.00	280	2.26
		08/26/11	1,000	6.8357	6,835.70	12.3700	12,370.00	5,534.30	280	2.26
Subtotal			2,000		15,595.70		24,740.00	9,144.30	560	2.26
JOHNSON AND JOHNSON COM	JNJ	07/20/11	300	66.3662	19,909.86	91.5900	27,477.00	7,567.14	792	2.88
JPMORGAN CHASE & CO	JPM	04/27/11	500	45.3680	22,684.00	58.4800	29,240.00	6,556.00	761	2.59
		07/26/12	500	35.6575	17,828.75	58.4800	29,240.00	11,411.25	761	2.59
Subtotal			1,000		40,512.75		58,480.00	17,967.25	1,522	2.59
LLOYDS BANKING GROUP PLC ADR	LYG	02/01/11	10,000	4.2085	42,085.00	5.3200	53,200.00	11,115.00		
		03/18/11	2,500	3.8591	9,647.75	5.3200	13,300.00	3,652.25		
		07/13/11	1,000	2.8700	2,870.00	5.3200	5,320.00	2,450.00		
Subtotal			13,500		54,602.75		71,820.00	17,217.25		
LOCKHEED MARTIN CORP	LMT	07/26/12	250	88.2000	22,050.00	148.6600	37,165.00	15,115.00	1,330	3.57
MARATHON OIL CORP	MRO	02/01/11	350	27.8266	9,739.33	35.3000	12,355.00	2,615.67	266	2.15



THE FRANK M TAIT FOUNDATION

## YOUR BUSINESS INVESTOR ACCOUNT ASSETS

November 30, 2013 - December 31, 2013

<b>EQUITIES</b> (continued)									
Description	Symbol	Acquired	Quantity	Unit Cost Basis	Total Cost Basis	Estimated Market Price	Estimated Market Value	Unrealized Gain/(Loss)	Estimated Current Annual Income Yield%
MICROSOFT CORP	MSFT	02/01/11	2,500	28.0275	70,068.75	37.4100	93,525.00	23,456.25	2,801 2.99
		03/18/11	300	25.0700	7,521.00	37.4100	11,223.00	3,702.00	337 2.99
		05/02/11	400	25.7175	10,287.00	37.4100	14,964.00	4,677.00	449 2.99
<i>Subtotal</i>			3,200		87,876.75		<b>119,712.00</b>	31,835.25	<b>3,587</b> 2.99
NATIONAL OILWELL VARCO INC	NOV	06/01/11	500	71.7930	35,896.50	79.5300	<b>39,765.00</b>	3,868.50	<b>521</b> 1.30
NESTLE S A REP RG SH ADR	NSRGY	02/01/11	400	55.3300	22,132.00	73.5900	<b>29,436.00</b>	7,304.00	<b>727</b> 2.46
PAYCHEX INC	PAYX	02/01/11	250	32.9576	8,239.42	45.5300	11,382.50	3,143.08	350 3.07
		09/16/11	1,500	29.0700	43,605.03	45.5300	68,295.00	24,689.97	2,100 3.07
<i>Subtotal</i>			1,750		51,844.45		<b>79,677.50</b>	27,833.05	<b>2,450</b> 3.07
PFIZER INC	PFE	02/01/11	5,000	19.2893	96,446.50	30.6300	<b>153,150.00</b>	56,703.50	<b>5,201</b> 3.39
PLAINS ALL AMERN PIPL LP	PAA	02/11/11	1,000	31.8205	31,820.50	51.7700	<b>51,770.00</b>	19,949.50	<b>2,401</b> 4.63
PROCTER & GAMBLE CO	PG	02/01/11	250	63.4246	15,856.15	81.4100	<b>20,352.50</b>	4,496.35	<b>602</b> 2.95
ROCHE HLDG LTD SPN ADR	RHHBY	02/01/11	1,000	38.7737	38,773.70	70.2000	70,200.00	31,426.30	1,625 2.31
		02/18/11	300	36.3900	10,917.00	70.2000	21,060.00	10,143.00	488 2.31
<i>Subtotal</i>			1,300		49,690.70		<b>91,260.00</b>	41,569.30	<b>2,113</b> 2.31
SCHLUMBERGER LTD	SLB	02/01/11	250	89.6908	22,422.70	90.1100	22,527.50	104.80	313 1.38
		05/27/11	250	85.9244	21,481.10	90.1100	22,527.50	1,046.40	313 1.38
<i>Subtotal</i>			500		43,903.80		<b>45,055.00</b>	1,151.20	<b>626</b> 1.38
SOUTHERN COMPANY	SO	02/11/11	1,000	37.9874	37,987.40	41.1100	<b>41,110.00</b>	3,122.60	<b>2,031</b> 4.93
SYSCO CORPORATION	SY	02/01/11	1,800	29.4167	52,950.06	36.1000	64,980.00	12,029.94	2,088 3.21
		02/09/11	200	28.0154	5,603.08	36.1000	7,220.00	1,616.92	232 3.21
<i>Subtotal</i>			2,000		58,553.14		<b>72,200.00</b>	13,646.86	<b>2,320</b> 3.21
TARGET CORP COM	TGT	02/01/11	250	54.9740	13,743.50	63.2700	15,817.50	2,074.00	430 2.71
		02/23/11	100	50.7400	5,074.00	63.2700	6,327.00	1,253.00	172 2.71
		04/15/11	150	50.3564	7,553.46	63.2700	9,490.50	1,937.04	258 2.71
<i>Subtotal</i>			500		26,370.96		<b>31,635.00</b>	5,264.04	<b>860</b> 2.71

+

THE FRANK M TAIT FOUNDATION

## YOUR BUSINESS INVESTOR ACCOUNT ASSETS

November 30, 2013 - December 31, 2013

<b>EQUITIES</b> (continued) Description	Symbol	Acquired	Quantity	Unit Cost Basis	Total Cost Basis	Estimated Market Price	Estimated Market Value	Unrealized Gain/(Loss)	Estimated Current Annual Income	Yield%
TEEKAY TANKERS LTD.	TNK	02/11/11	1,000	10.8700	10,870.00	3.9300	3,930.00	(6,940.00)	120	3.05
		02/11/11	1,000	10.8499	10,849.90	3.9300	3,930.00	(6,919.90)	120	3.05
		02/11/11	1,000	10.8499	10,849.90	3.9300	3,930.00	(6,919.90)	120	3.05
		02/11/11	1,000	10.8550	10,855.00	3.9300	3,930.00	(6,925.00)	120	3.05
		02/11/11	1,000	10.8699	10,869.90	3.9300	3,930.00	(6,939.90)	120	3.05
		03/21/11	300	9.3582	2,807.46	3.9300	1,179.00	(1,628.46)	36	3.05
		04/15/11	200	9.9564	1,991.28	3.9300	786.00	(1,205.28)	24	3.05
		04/26/11	1,000	9.4500	9,450.00	3.9300	3,930.00	(5,520.00)	120	3.05
		05/02/11	300	9.0964	2,728.92	3.9300	1,179.00	(1,549.92)	36	3.05
		05/10/11	300	9.0950	2,728.50	3.9300	1,179.00	(1,549.50)	36	3.05
		05/27/11	400	8.4273	3,370.92	3.9300	1,572.00	(1,798.92)	48	3.05
		07/27/11	500	7.7917	3,895.85	3.9300	1,965.00	(1,930.85)	60	3.05
		10/28/13	1,000	2.8300	2,830.00	3.9300	3,930.00	1,100.00	120	3.05
Subtotal			9,000		84,097.63		<b>35,370.00</b>	(48,727.63)	<b>1,080</b>	3.05
TEVA PHARMACTCL INDS ADR	TEVA	07/13/11	400	49.3562	19,742.48	40.0800	16,032.00	(3,710.48)	435	2.70
		09/13/11	200	38.0500	7,610.00	40.0800	8,016.00	406.00	218	2.70
		06/20/12	150	37.7268	5,659.03	40.0800	6,012.00	352.97	163	2.70
Subtotal			750		33,011.51		<b>30,060.00</b>	(2,951.51)	<b>816</b>	2.70
THE MOSAIC COMPANY COMMON SHARES	MOS	07/31/12	350	58.2566	20,389.81	47.2700	16,544.50	(3,845.31)	350	2.11
		08/21/13	3,620	41.2209	149,219.66	47.2700	171,117.40	21,897.74	3,620	2.11
Subtotal			3,970		169,609.47		<b>187,661.90</b>	18,052.43	<b>3,970</b>	2.11
TRANSOCEAN LTD	RIG	02/01/11	250	80.0400	20,010.00	49.4200	12,355.00	(7,655.00)	560	4.53
		04/26/11	250	72.6446	18,161.15	49.4200	12,355.00	(5,806.15)	560	4.53
		05/10/11	500	68.3221	34,161.05	49.4200	24,710.00	(9,451.05)	1,121	4.53
		05/20/11	600	67.7500	40,650.03	49.4200	29,652.00	(10,998.03)	1,345	4.53
		07/18/11	400	62.6027	25,041.08	49.4200	19,768.00	(5,273.08)	896	4.53
		09/23/13	2,980	45.0217	134,164.67	49.4200	147,271.60	13,106.93	6,676	4.53
Subtotal			4,980		272,187.98		<b>246,111.60</b>	(26,076.38)	<b>11,158</b>	4.53
UNITED PARCEL SVC CL B	UPS	02/01/11	350	74.7246	26,153.61	105.0800	<b>36,778.00</b>	10,624.39	<b>868</b>	2.36

00-17-R150R-5000 (05-2011)



THE FRANK M TAIT FOUNDATION

## YOUR BUSINESS INVESTOR ACCOUNT ASSETS

November 30, 2013 - December 31, 2013

<b>EQUITIES</b> (continued)										
Description	Symbol	Acquired	Quantity	Unit Cost Basis	Total Cost Basis	Estimated Market Price	Estimated Market Value	Unrealized Gain/(Loss)	Estimated Annual Income	Current Yield%
VODAFONE GROU PLC SP ADR	VOD	02/01/11	3,000	28.9698	86,909.40	39.3100	117,930.00	31,020.60	4,767	4.04
		06/01/11	500	26.6675	13,333.75	39.3100	19,655.00	6,321.25	795	4.04
		07/27/11	250	26.8262	6,706.55	39.3100	9,827.50	3,120.95	398	4.04
<i>Subtotal</i>			3,750		106,949.70		<b>147,412.50</b>	40,462.80	<b>5,960</b>	4.04
<b>TOTAL</b>					3,030,265.38		<b>3,508,394.85</b>	478,129.47	<b>114,244</b>	3.26